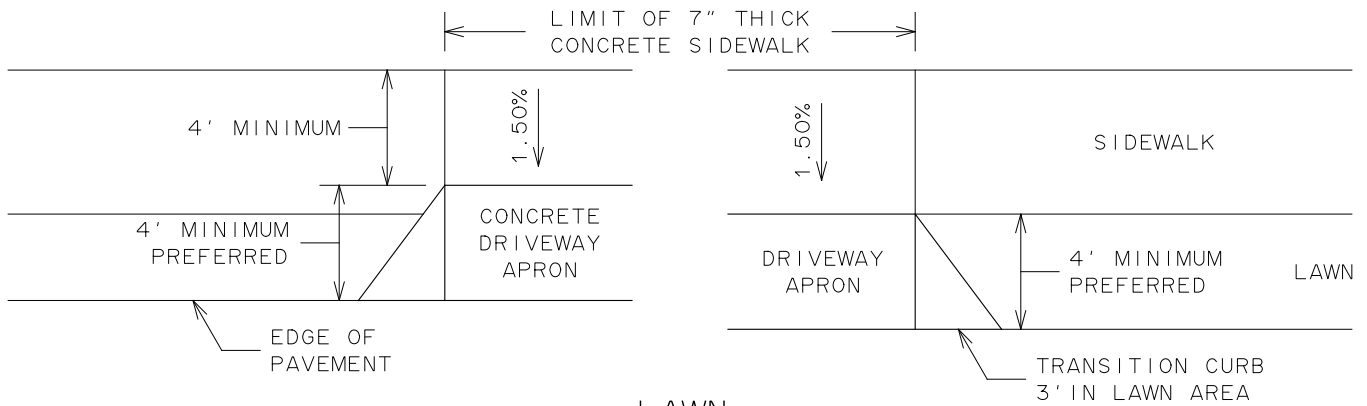
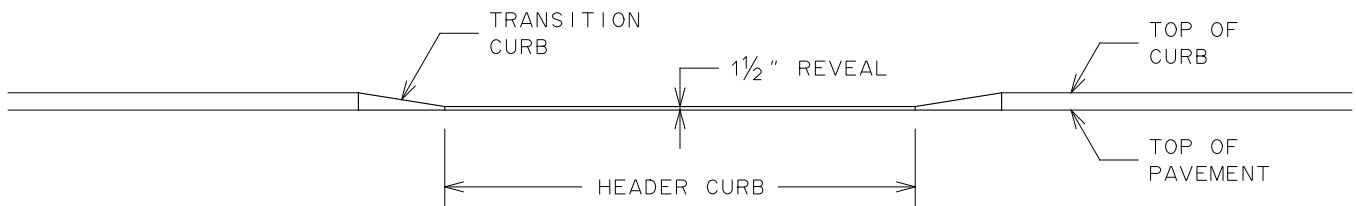


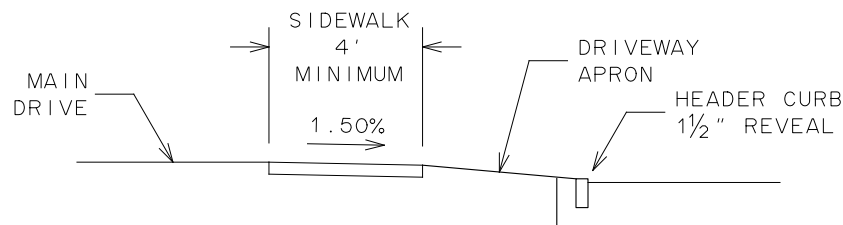
FULL WIDTH SIDEWALK



LAWN



VIEW



SECTION

NOTES:

1. NOMINAL HEADER CURB LENGTH IS BETWEEN 10 AND 15 FEET FOR RESIDENTIAL DRIVEWAY, 24 FEET MAXIMUM FOR TWO-WAY COMMERCIAL DRIVEWAY, 16 FEET MAXIMUM FOR ONE-WAY COMMERCIAL DRIVEWAY. ACTUAL WIDTH WILL BE AS APPROVED BY CITY.
2. FULL DEPTH  $\frac{1}{2}$  INCH WIDE EXPANSION JOINT ACROSS SIDEWALK AT BOTH ENDS AND AROUND OUTER LIMITS OF DRIVEWAY APRON WHERE ABUTS OTHER PAVED SURFACES.
3. MAXIMUM DESIRABLE DRIVEWAY APRON SLOPE, 8% FOR RESIDENTIAL DRIVEWAY, 6% FOR COMMERCIAL DRIVEWAY.

CITY OF ROCHESTER

DRIVEWAY  
APRON

ISSUED	9-2-91	STANDARD
REVISED	3-1-18	DWG.NO.R608-5