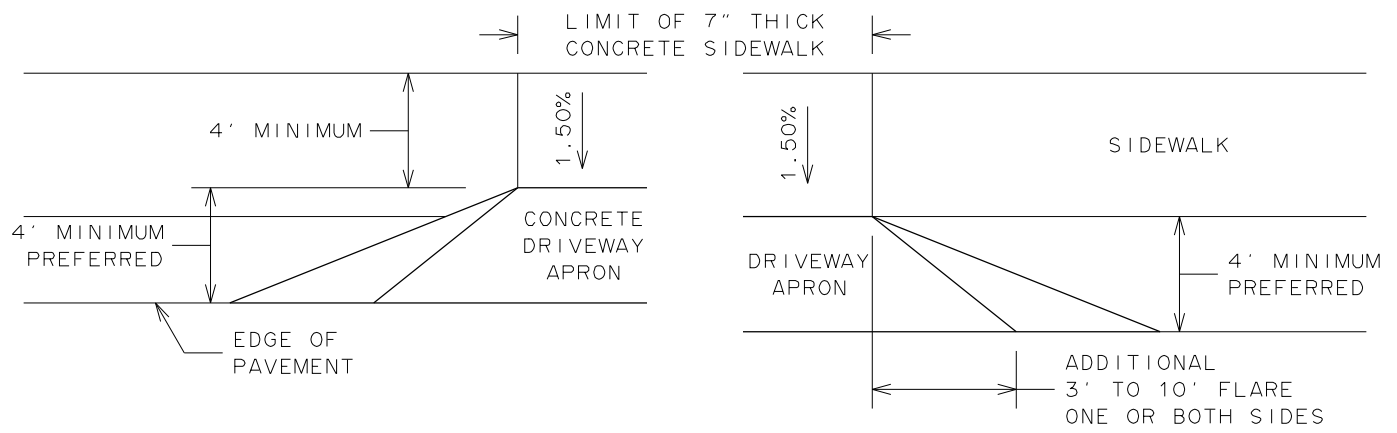
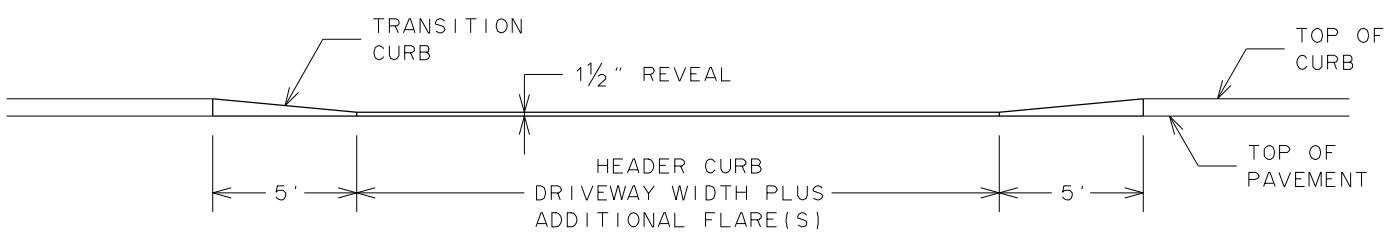


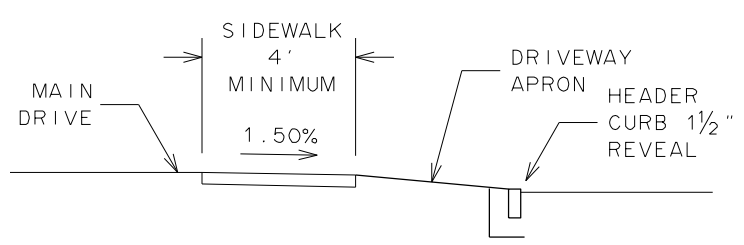
FULL WIDTH SIDEWALK



LAWN



VIEW



SECTION

NOTES:

1. TO BE USED ONLY FOR COMMERCIAL DRIVEWAYS AND ONLY WHERE APPROVED BY CITY.
2. NOMINAL WIDTH OF DRIVEWAY APRON AT BACK EDGE IS 24 FEET MAXIMUM FOR TWO-WAY COMMERCIAL DRIVEWAY, 16 FEET MAXIMUM FOR ONE-WAY COMMERCIAL DRIVEWAY. ACTUAL WIDTH WILL BE AS APPROVED BY CITY.
3. FULL DEPTH 1/2 INCH WIDE EXPANSION JOINT ACROSS SIDEWALK AT BOTH ENDS AND AROUND OUTER LIMITS OF DRIVEWAY APRON WHERE ABUTS OTHER PAVED SURFACES.
4. MAXIMUM DESIRABLE DRIVEWAY APRON SLOPE IS 6%.

CITY OF ROCHESTER	
COMMERCIAL DRIVEWAY APRON FOR OVERSIZED VEHICLES	
ISSUED	2-10-00
REVISD	7-1-17
NON-STANDARD	
DWG.NO.S608-24	