




HIGH FALLS PEDESTRIAN ACCESS IMPROVEMENT STUDY  
BRIDGE CONCEPT 3: CABLE STAYED BRIDGE WITH 2 SPAN CURVED GIRDER APPROACH

**ABELLA** | Engineering  
Architecture  
Associates, D.P.C. | Environmental  
Planning








HIGH FALLS PEDESTRIAN ACCESS IMPROVEMENT STUDY  
BRIDGE CONCEPT 2: CURVILINEAR CABLE STAYED BRIDGE

**ABELLA**  
Associates, D.P.C.

Engineering  
Architecture  
Environmental  
Planning








HIGH FALLS PEDESTRIAN ACCESS IMPROVEMENT STUDY  
BRIDGE CONCEPT 1: THREE SPAN STEEL PEDESTRIAN TRUSS

**ABELLA** | Engineering  
Associates, D.P.C. | Architecture  
Environmental  
Planning








HIGH FALLS PEDESTRIAN ACCESS IMPROVEMENT STUDY  
 BRIDGE CONCEPT 4: CANTILEVER SPAR CABLE STAYED BRIDGE  
 WITH TWO SPAN CURVED GIRDER APPROACH

**LABELLA**  
 Associates, D.P.C.

Engineering  
 Architecture  
 Environmental  
 Planning







HIGH FALLS PEDESTRIAN ACCESS IMPROVEMENT STUDY  
 BRIDGE CONCEPT 4: CANTILEVER SPAR CABLE STAYED BRIDGE  
 WITH TWO SPAN CURVED GIRDER APPROACH - ***NIGHTTIME SIMULATION***





HIGH FALLS PEDESTRIAN ACCESS IMPROVEMENT STUDY  
- NEW "RG&E GAS WORKS" BRIDGE CONCEPT DESIGN -

**ABELLA**  
Associates, D.P.C.

Engineering  
Architecture  
Environmental  
Planning

