CITY OF ROCHESTER SITE PLAN SUBMISSION

CENTER OF CRITICAL CARE
ROCHESTER GENERAL HOSPITAL

OWNER:

ROCHESTER GENERAL HOSPITAL
1425 PORTLAND AVENUE
ROCHESTER, NY 14621

ARCHITECT/ENGINEER:

CLARK PATTERSON LEE
205 ST. PAUL STREET
ROCHESTER, NEW YORK 14604

CONSTRUCTION MANAGER

LECHASE
205 INDIGO CREEK DRIVE
ROCHESTER, NEW YORK 14626

LIST OF DRAWINGS

GENERAL
T/1 TITLE SHEET

CIVIL
C/100 OVERALL CAMPUS PLAN
c/101A DEMOLITION PLAN AREA A
C/101B DEMOLITION PLAN AREA B
C/101C DEMOLITION PLAN AREA C
C/200A SITE PLAN AREA A
C/200B SITE PLAN AREA B
C/200C SITE PLAN AREA C
C/201A GRADING PLAN AREA A
C/201B GRADING PLAN AREA B
C/201C GRADING PLAN AREA C
C/202A UTILITY PLAN AREA A
C/202B UTILITY PLAN AREA B
C/202C UTILITY PLAN AREA C
C/203 EROSION & SEDIMENT CONTROL PLAN
C/801 SITE DETAILS
C/802 STORMWATER DETAILS
C/803 SITE DETAILS
C/804 SITE DETAILS

LANDSCAPING
L/200A LANDSCAPING PLAN AREA A
L/200B LANDSCAPING PLAN AREA B
L/200C LANDSCAPING PLAN AREA C

ELECTRICAL
E/001 ELECTRICAL SITE PLAN
E/002 ELECTRICAL SITE DETAILS

ARCHITECTURAL
A/300 NORTH & SOUTH ELEVATIONS
A/301 EAST & WEST ELEVATIONS
A/302 AXONOMETRICS & RENDERINGS

ZONING INFORMATION

ADDRESS:
1425 PORTLAND AVENUE
ROCHESTER, NEW YORK 14621

TAX PARCELS
091.51-01-01
091.51-01-02.1
091.51-01-02.2
091.50-01-09.4
091.50-01-09.5
091.50-01-09.7
091.50-01-09.10

LOT SIZE:
51.8 ACRES

ZONING CLASSIFICATION:
PLANNED DEVELOPMENT DISTRICT No. 6

MIN. YARD REQUIREMENTS:
ALONG PORTLAND AVENUE: 40 FEET
ALONG STATE ROUTE 104: 20 FEET
ALONG CARTER STREET: 100 FEET
ALONG RESIDENTIAL SOUTH: 40 FEET

MAX. BUILDING HEIGHT:
1.) WITHIN 100 FEET OF RESIDENTIAL: 60 FEET
2.) ALL OTHER AREAS OF CAMPUS: 130 FEET
3.) ELEVATOR / BULKHEADS MAY EXCEED THIS HEIGHT PROVIDED THEY DO NOT EXCEED MORE THAN 10% ROOF AREA

BUILDING AND LOT COVERAGE:
NOT APPLICABLE

OPEN SPACE REQUIRED:
BUELL'S WOODS NOT IMPACTED

PARKING:
NO PARKING WITHIN YARD SETBACKS
DOES NOT EXCEED 4,000 PARKING SPACES
NO INCREASE IN SURFACE PARKING SPACES

CITY APPROVALS

LOCATION MAP



LIST OF ABBREVIATIONS

AFF	ABOVE FINISHED FLOOR	CW	COLD WATER	EQ	EQUAL	HB	HOSE BIBB	MM	MILLIMETER	RAD	RADIUS	T&B	TOP & BOTTOM
AP	ACCESS PANEL	COL	COLUMN	EQUIP	EQUIPMENT	HW	HOT WATER	MIN	MINIMUM	RECP	RECEPTACLE	TOS	TOP OF SLAB/STEEL
ACOUS	ACOUSTICAL	CONC	CONCRETE	EST	ESTIMATE(D)	HR	HOUR	MISC	MISCELLANEOUS	REF	REFERENCE	TOW	TOP OF WALL
ADJ	ADJACENT	CMU	CONCRETE MASONRY UNIT	EXHST	EXHAUST	INCAND	INCANDESCENT	MR	MOISTURE RESISTANT	REFR	REFRIGERATOR	T.TR	TREAD
ACT	ACOUSTICAL CEILING TILE	COND	CONDUCTOR	EXIST	EXISTING	IN	INCH	MTD	MOUNTED	RE:	REFER TO	TD	TRENCH DRAIN
AWP	ACOUSTICAL WALL PANEL	CONN	CONNECTION	EXP	EXPANSION	INCL	INCLUDING			REINF	REINFORCED(ING)	TYP	TYPICAL
A/C	AIR CONDITIONING	CONST	CONSTRUCTION	EXP JT	EXPANSION JOINT	ID	INSIDE DIAMETER	NAT	NATURAL	REQ'D	REQUIRE(D)		
ALT	ALTERNATE	CJT	CONSTRUCTION JOINT			INSUL	INSULATION	NRC	NOISE REDUCTION	RVT	RESILIENT VINYL TILE	UL	UNDERWRITERS LAB
ALUM	ALUMINUM	CONT	CONTINUOUS			INT	INTERIOR		COEFFICIENT	REV	REVISED	UNFIN	UNFINISHED
AB	ANCHOR BOLT	CONTR	CONTRACTOR	F	FABRIC	INTERM	INTERMEDIATE	NOM	NOMINAL	RH	RIGHT HAND	UNO	UNLESS NOTED OTHERWISE
<	ANGLE	CJ	CONTROL JOINT	FAB	FABRICATE	INV	INVERT	N	NORTH	R	RISER	U	URINAL
ANOD	ANODIZED	CORR	CORRUGATED	FT	FEET	IP	IRON PIPE	NIC	NOT IN CONTRACT	RD	ROOF DRAIN		
APPROX	APPROXIMATE	C	COURSE	FIG	FIGURE			NTS	NOT TO SCALE	RM	ROOM	VEND	VENDER
ARCH	ARCHITECT, ARCHITECTURAL	CFT	CUBIC FOOT	FIN	FINISH	JAN	JANITOR	NO. #	NUMBER	RO	ROUGH OPENING	VEN	VENEER
AD	AREA DRAIN	CYD	CUBIC YARD	FF	FINISHED FLOOR	JS	JANITOR SINK			ROB	RUN-OF-BANK	VIF	VERIFY IN FIELD
@	AT			FEC	FIRE EXTINGUISHER CABINET	JT	JOINT	OC	ON CENTER			VERT	VERTICAL
AUTO	AUTOMATIC	DP	DAMP PROOFING	FH	FIRE HOSE			OPNG	OPENING			VEST	VESTIBULE
		DL	DEAD LOAD	FL, FLR	FLOOR	KW	KILOWATT	OD	OUTSIDE DIAMETER	SALV	SALVAGE	VIN	VINYL
BSMT	BASEMENT	DB	DECIBEL	FD	FLOOR DRAIN	KWH	KILOWATT HOUR	OH	OVERHEAD	SAN	SANITARY	VB	VINYL BASE
BM	BEAM	DEMO	DEMOLISH	FLUOR	FLUORESCENT	K	KIP			SCHED	SCHEDULE	VCT	VINYL COMPOSITION TILE
BP	BEARING PLATE	DEPT	DEPARTMENT	FT	FOOT	KIT	KITCHEN	PTD	PAINTED	SEC	SECOND	VF	VINYL FABRIC
BM	BENCH MARK	DET./DTL	DETAIL	FTG	FOOTING			PR	PAIR	SECT	SECTION	VWC	VINYL WALL COVERING
BITUM	BITUMINOUS	DIA	DIAMETER	FND	FOUNDATION	LBL	LABEL	PTR	PAPER TOWEL RECEPTOR	SHT	SHEET	VT	VINYL TILE
BLKG	BLOCKING	DIM	DIMENSION	FS	FULL SIZE	LAB	LABORATORY	PKG	PARKING	SIM	SIMILAR	VOL	VOLUME
BLK	BLOCK	DISP	DISPENSER	FUT	FUTURE	LAM	LAMINATE(ED)	PART BD	PARTICAL BOARD	SC	SOUND CORE		
BD	BOARD	DSP	DISPOSAL			LAV	LAVATORY	PART	PARTITION	STC	SOUND PTD TRANSMISSION COEFFICIENT	WH	WALL HUNG
BOT	BOTTOM	DO	DITTO, REPEAT, SAME	GALV	GALVANIZED	LYR	LAYER	PVMT	PAVEMENT	S	SOUTH	W	WATER
BRK	BRICK	DR	DOOR	G	GAS	LDR	LEADER	PLAM	PLASTIC LAMINATE	SCS	SPECIAL COATING SYSTEM	W	WEST
BLDG	BUILDING	DBL	DOUBLE	GA	GAUGE	LH	LEFT HAND	PL	PLATE	SPEC	SPECIFICATION	WC	WATER CLOSET
BN	BULLNOSE	DN	DOWN	GEN	GENERAL	LIB	LIBRARY	PLBG	PLUMBING	SQ	SQUARE	WR	WATER RESILIENT/RESISTANT
CAB	CABINET	DS	DOWNSPOUT	GC	GENERAL CONTRACTOR	LT	LIGHT	PLYWD	PLYWOOD	SS	STAINLESS STEEL	WT	WEIGHT
CI	CAST IRON	DT	DRAIN TILE	GL	GLASS, GLAZING	LW	LIGHT WEIGHT	PVC	POLYVINYL CHLORIDE	STD	STANDARD	WWF	WELDED WIRE FABRIC
CPT	CARPET(ED)	DWR	DRAWER	GB	GRAB BAR	LL	LIVE LOAD	LB	POUND	SIM	SIMILAR	WWM	WELDED WIRE MESH
CSMT	CASEMENT	DWG	DRAWING	GR	GRADE, GRADING			PCF	POUNDS PER CUBIC FOOT	STL	STEEL	(W)	WIDTH
CB	CATCH BASIN	DF	DRINKING FOUNTAIN	GSF	GROSS SQUARE FOOT	MACH	MACHINE	PLF	POUNDS PER LINEAR FOOT	STO	STORAGE	WIND	WINDOW
CLG	CEILING	DWC	DRYWALL CHANNEL	GYP	GYPSUM	MH	MAN HOLE	PSF	POUNDS PER SQUARE FOOT	STRUCT	STRUCTURAL	W/	WITH
CLG HT	CEILING HEIGHT			GYP BD	GYPSUM BOARD	MHC	MAN HOLE COVER	PSI	POUNDS PER SQUARE INCH	SGFT	STRUCTURAL GLAZED FACING TILE	W/O	WITHOUT
CEM	CEMENT	EA	EACH			MFR	MANUFACTURE	PRE CONC	PRECAST CONCRETE	ST.STL	STRUCTURAL STEEL	WD	WOOD
CL	CENTER LINE	EF	EACH FACE	HDWR	HARDWARE	MFRR	MANUFACTURER	PRE FAB	PREFABRICATED	SUSP	SUSPENDED	WI	WROUGHT IRON
CM	CENTIMETER	EW	EACH WAY	HDWD	HARDWOOD	MAS	MASONRY	PT	PAINT	SAT	SUSPENDED ACOUSTICAL TILE		
CER	CERAMIC	E	EAST	HVAC	HEATING,VENTILATING & AIR CONDITIONING	MO	MASONRY OPENING	PT	PRESSURE TREATED				
CT	CERAMIC TILE	ELEC	ELECTRICAL			MAT	MATERIALS	PL	PROPERTY LINE	TEL	TELEPHONE	YD	YARD
CB	CHALK BOARD	ELEV	ELEVATION	HT, HGT	HEIGHT	MAX	MAXIMUM	PS CONC	PRESTRESSED CONCRETE	TV	TELEVISION		
CIRC	CIRCUMFERENCE	EL	ELEVATOR	HEX	HEXAGONAL	MECH	MECHANICAL			TEMP	TEMPERATURE		
CO	CLEAN OUT	EMER	EMERGENCY	HWY	HIGHWAY	MET	METAL	QTY	QUANTITY	THK	THICKNESS		
CLR	CLEAR	ENCL	ENCLOSURE	HM	HOLLOW METAL	M	METER	QT	QUARRY TILE	TPD	TOILET PAPER DISPENSER		
CLOS	CLOSET	ENTR	ENTRANCE	HORZ	HORIZONTAL	MEZZ	MEZZANINE	QTB	QUARRY TILE BASE	TR	TOILET ROOM		
										T&G	TONGUE & GROOVE		

MATERIAL SYMBOLS

EARTH	BRICK	GROUT/MORTAR	RIGID INSULATION
ROCK	STEEL/MISC., METAL	NON-FERROUS (TYPE AS NOTED)	ACOUSTICAL TILE
GRAVEL TYPE 1 (ENGINEERED FILL)	STONE	ROUGH WOOD/ BLOCKING	FINISH WOOD / TRIM, MILLWORK
PRECAST CONCRETE	TERRAZO	WOOD, FINISHED WOODWORK	
CRUSHED STONE	MARBLE	PLYWOOD (LARGE SCALE)	
CONCRETE MASONRY UNIT	CERAMIC TILE	GYPSUM BOARD	
METAL STUD PARTITION	QUARRY TILE	BATT OR LOOSE INSULATION	

GRAPHIC SYMBOLS

3 COLUMN #3 CENTERLINE	1HR PARTITION TYPE	PROPERTY LINE	STS STORM SEWER; SAN SANITARY SEWER
3 / A201 DETAIL #3 ON SHEET A201	3 REVISION NO. 3	FENCE	W WATER LINE; G GAS LINE
2 / A201 BUILDING SECTION (NO.) OR WALL SECTION (LETTER) ON SHEET A201	+ 100.75 EXISTING SPOT ELEVATION	EXISTING TREE TO REMAIN	100 FURNITURE SYMBOL (NUMBER)
109 ROOM NUMBER 109	+ 100.75 FINISHED SPOT ELEVATION	EXISTING TREE TO BE REMOVED	X WINDOW TYPE (LETTER)
100 ELEVATION #(S) ON SHEET A201	100 EXISTING CONTOURS	BENCHMARKS, FLOOR ELEV., OR OTHER VERTICAL ELEV.	KEY ACCESSORIES SYMBOL (LETTER) EQUIPMENT SYMBOL (NUMBER)
3 / 001 DOOR NUMBER 3 IN ROOM 001	100 FINISHED CONTOURS	1 KEYNOTE SYMBOL - DEMOLITION AND NEW CONSTRUCTION	

ARCHITECT/ENGINEER CERTIFICATION:

TO THE BEST OF MY KNOWLEDGE, INFORMATION AND BELIEF, THE PLANS AND SPECIFICATIONS ARE IN ACCORDANCE WITH APPLICABLE REQUIREMENTS OF THE BUILDING CODE OF NEW YORK STATE, THE ENERGY CONSERVATION CONSTRUCTION CODE OF NEW YORK STATE, NYSDOL INDUSTRIAL CODE RULE 56 AND THE CONSTRUCTION STANDARD OF THE NEW YORK STATE EDUCATION DEPARTMENT. NO ASBESTOS CONTAINING MATERIALS ARE SPECIFIED FOR USE IN NEW CONSTRUCTION.

Registered Architect
TODD MCKENZIE DEBERT

License No. 021538

N.Y.S. Registration No.

02/15/17

Date

Clark Patterson Lee
ARCHITECTURE | ENGINEERING | PLANNING
205 ST. PAUL STREET, SUITE 500
ROCHESTER, NEW YORK 14604
TEL (800) 274-9000
FAX (585) 454-7618
www.clarkpatterson.com

REVISIONS

NO.	DATE	BY	CHKD	DESCRIPTION

ROCHESTER GENERAL HOSPITAL
CENTER OF CRITICAL CARE
SITE PLAN SUBMISSION
1425 PORTLAND AVE, ROCHESTER, NEW YORK 14621

DATE	DRAWN	CHECKED
02/15/17	NG	NG


SCALE NOT TO SCALE

SHEET TITLE
TITLE SHEET

PROJECT NUMBER
13841.00

T
1
DRAWING NUMBER


Drawing Name: J:\PROJECTS\RGH\Critical Care Pavilion\D Design\08 CAD\AutoCAD\COMMON\T1 Titlesheet-City Site Plan Submission.dwg Date last accessed: 2/15/2017 7:16 AM Date last plotted: 2/15/2017 7:17 AM Plotted By: Norm Gardner




1 A302 **AXONOMETRIC NORTHWEST Rendering**



2 A302 **AXONOMETRIC SOUTHWEST Rendering**



RENDERING A-EAST ELEVATION VIEW



RENDERING B-NORTH ELEVATION VIEW



RENDERING C -WEST ELEVATION VIEW

Clark Patterson Lee
ARCHITECTURE | ENGINEERING | PLANNING
205 St. Paul Street, Suite 500
Rochester, New York, 14604
Tel: (800) 274-9000
Fax: (585) 454-7618
www.clarkpatterson.com

NO.	DATE	BY	CHKD	DESCRIPTION

Revision Schedule

ROCHESTER REGIONAL HEALTH
CENTER OF CRITICAL CARE
SITE PLAN SUBMISSION
1425 PORTLAND AVE. ROCHESTER, NY 14621

DATE	DRAWN	CHECKED
02/15/17	JTS	APG

SCALE

SHEET TITLE
AXONOMETRIC & RENDERINGS

PROJECT NUMBER
13841.00

A302
DRAWING NUMBER

2/14/2017 3:19:36 PM
C:\Users\jsheb\Documents\RRH-CCC_HWNG_SHELL_ARCH-Lic_jsheb@clarkpatterson.com.rvt

AREA A

AREA B

AREA C

PORTLAND AVENUE

PORTLAND AVENUE

Clark Patterson Lee
ARCHITECTURE | ENGINEERING | PLANNING

205 ST. PAUL STREET, SUITE 500
ROCHESTER, NEW YORK 14604
TEL (800) 274-9000
FAX (585) 454-7618
www.clarkpatterson.com

DESCRIPTION

REGISTERED ARCHITECT
NORMAN J. GARDNER
No. 031539
STATE OF NEW YORK

ROCHESTER GENERAL HOSPITAL
CENTER OF CRITICAL CARE
SITE PLAN SUBMISSION
1425 PORTLAND AVE. ROCHESTER, NEW YORK 14621

DATE	DRAWN	CHECKED
02/15/17	JAM	NG

SCALE 1" = 40'

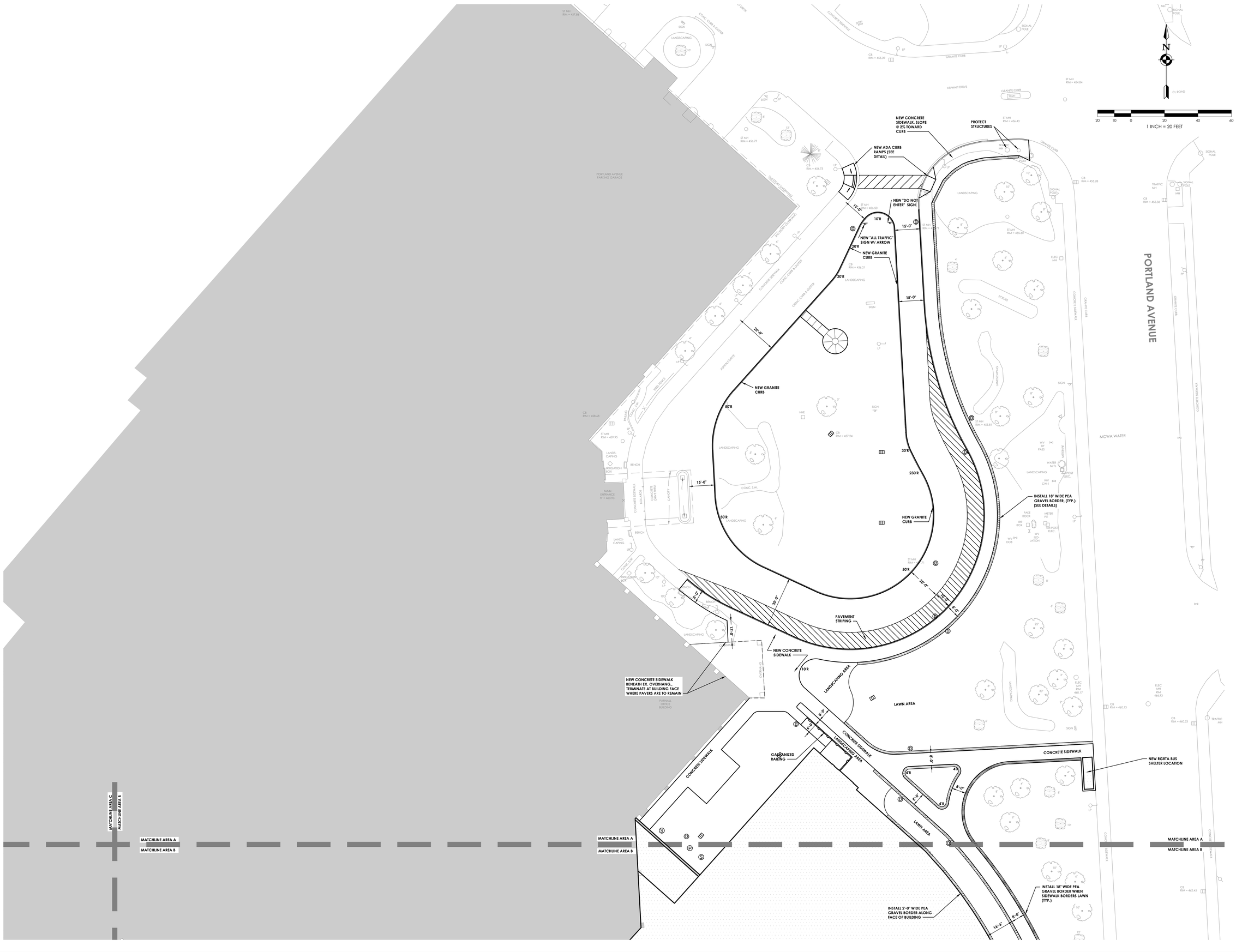
SHEET TITLE

OVERALL CAMPUS PLAN

PROJECT NUMBER
13841.00

CCB
C100
DRAWING NUMBER

Drawing Name: J:\PROJECTS\RGH\Critical Care Pavilion\D Design\08 CAD\AutoCAD\Civil\C2\RGH CCB - site design.dwg Date last accessed: 2/14/2017 5:12 PM Date last plotted: 2/14/2017 5:32 PM Plotted By: Norm Gardner



Drawing Name: J:\PROJECTS\RGH\Critical Care Pavilion\D Design\08 CAD\AutoCAD\Civil\C2\RGH CCB - site design.dwg Date last accessed: 2/14/2017 5:12 PM Date last plotted: 2/15/2017 7:26 AM Plotted By: Norm Gardner

Clark Patterson Lee
ARCHITECTURE | ENGINEERING | PLANNING
205 ST. PAUL STREET, SUITE 500
ROCHESTER, NEW YORK 14604
TEL (800) 274-9000
FAX (585) 454-7618
www.clarkpatterson.com

REVISIONS				
NO.	DATE	BY	CHKD	DESCRIPTION

REGISTERED ARCHITECT
NORMAN C. GARDNER
No. 031538
STATE OF NEW YORK

ROCHESTER GENERAL HOSPITAL
CENTER OF CRITICAL CARE
SITE PLAN SUBMISSION
1425 PORTLAND AVE. ROCHESTER, NEW YORK 14621

DATE	DRAWN	CHECKED
02/15/17	JAM	NG

SCALE 1" = 20'

SHEET TITLE
SITE PLAN
AREA A

PROJECT NUMBER
13841.00

CCB
C200A
DRAWING NUMBER

Drawing Name: J:\PROJECTS\RGH\Critical Care Pavilion\D Design\08 CAD\AutoCAD\Civil\C2\RGH CCB - site design.dwg Date last accessed: 2/14/2017 5:12 PM Date last plotted: 2/15/2017 7:26 AM Plotted By: Norm Gardner

MATCHLINE AREA C
MATCHLINE AREA B
MATCHLINE AREA A

PROPOSED CENTER OF CRITICAL CARE BUILDING

PORTLAND AVENUE

NEW ADA "RESERVED PARKING" (4) & "NO PARKING ANYTIME" (2) SIGNAGE (WALL MOUNTED)

SEE DETAIL SHEET FOR ADA STRIPING LAYOUT

PROTECT EXISTING WALL TO REMAIN

INSTALL 99 LFt OF NEW PIPE RAIL

NEW STANDARD DUTY PAVEMENT

RELOCATED PARKING ARM CONTROL & INDUCTION LOOP

RELOCATED PARKING ARM CONTROL & CARD READER. PROVIDE CONCRETE PAD

2' WIDE CONCRETE GUTTER

NEW 5' WIDE CONCRETE SIDEWALK TO PARKING LOT

NEW GRANITE CURB. MATCH FLUSH TO EXISTING

MATCH TO EXISTING CONC. SIDEWALK

GENERATOR ENCLOSURE SEE DETAIL SHEET #XX

INSTALL 18" WIDE PEA GRAVEL BORDER WHEN SIDEWALK BORDERS LAWN. (TYP.) [SEE DETAILS]

RELOCATED SIGN

5' CONC. LANDING PAD

INSTALL 2'-0" WIDE PEA GRAVEL BORDER ALONG FACE OF BUILDING

INSTALL 18" WIDE PEA GRAVEL BORDER WHEN SIDEWALK BORDERS LAWN (TYP.)

SEE PAVEMENT JOINT DETAIL (TYP.)

COORDINATE ALL WORK IN RIGHT-OF-WAY WITH COUNTY DOT. INCLUDE REMOVAL OF TRAFFIC SIGNAL ON PORTLAND AVENUE

NEW GRANITE CURB. MATCH FLUSH TO EXISTING

INSTALL 18" WIDE PEA GRAVEL BORDER WHEN SIDEWALK BORDERS LAWN. (TYP.) [SEE DETAILS]

0" REVEAL DROP CURB RAMP

SEE DETAIL SHEET FOR ADA STRIPING & SIGNAGE LAYOUT

NEW ADA "RESERVED PARKING" SIGN

BOLLARD (3)

PAINTED BICYCLE SHARED LANE MARKING @ 200' O.C.±

LANDSCAPING AREA

LAWN AREA

CONCRETE SIDEWALK

GRANITE CURB

BUILDING AREAWAY

ASPHALT PARKING LOT

1 INCH = 20 FEET

Clark Patterson Lee
ARCHITECTURE | ENGINEERING | PLANNING
205 ST. PAUL STREET, SUITE 500
ROCHESTER, NEW YORK 14604
TEL (800) 274-9000
FAX (585) 454-7618
www.clarkpatterson.com

REVISIONS NO.	DATE	BY	CHKD	DESCRIPTION

REGISTERED ARCHITECT — JOHN A. MAGLIANO, JR. — 031538 — STATE OF NEW YORK

ROCHESTER GENERAL HOSPITAL
CENTER OF CRITICAL CARE
SITE PLAN SUBMISSION
1425 PORTLAND AVE. ROCHESTER, NEW YORK 14621

DATE	DRAWN	CHECKED
02/15/17	JAM	NG

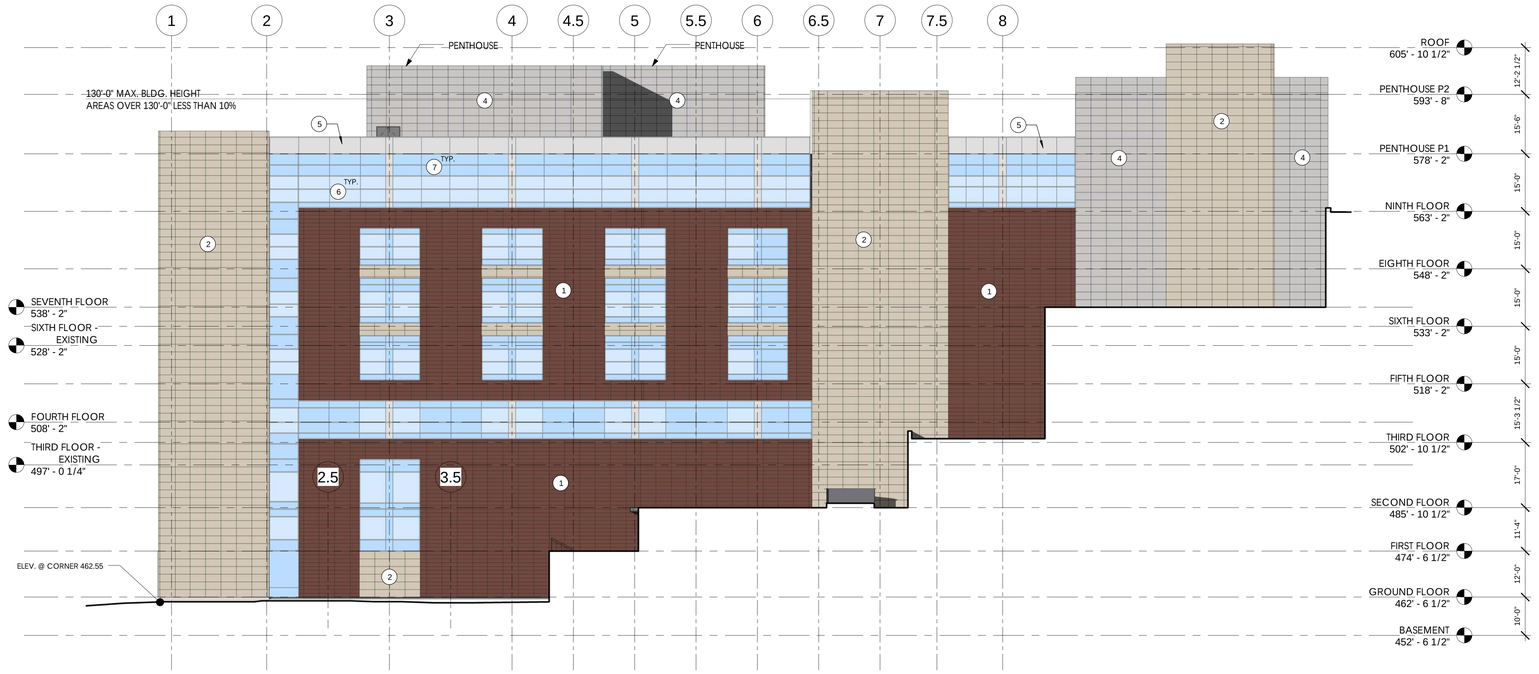
SCALE 1" = 20'

SHEET TITLE
SITE PLAN
AREA B

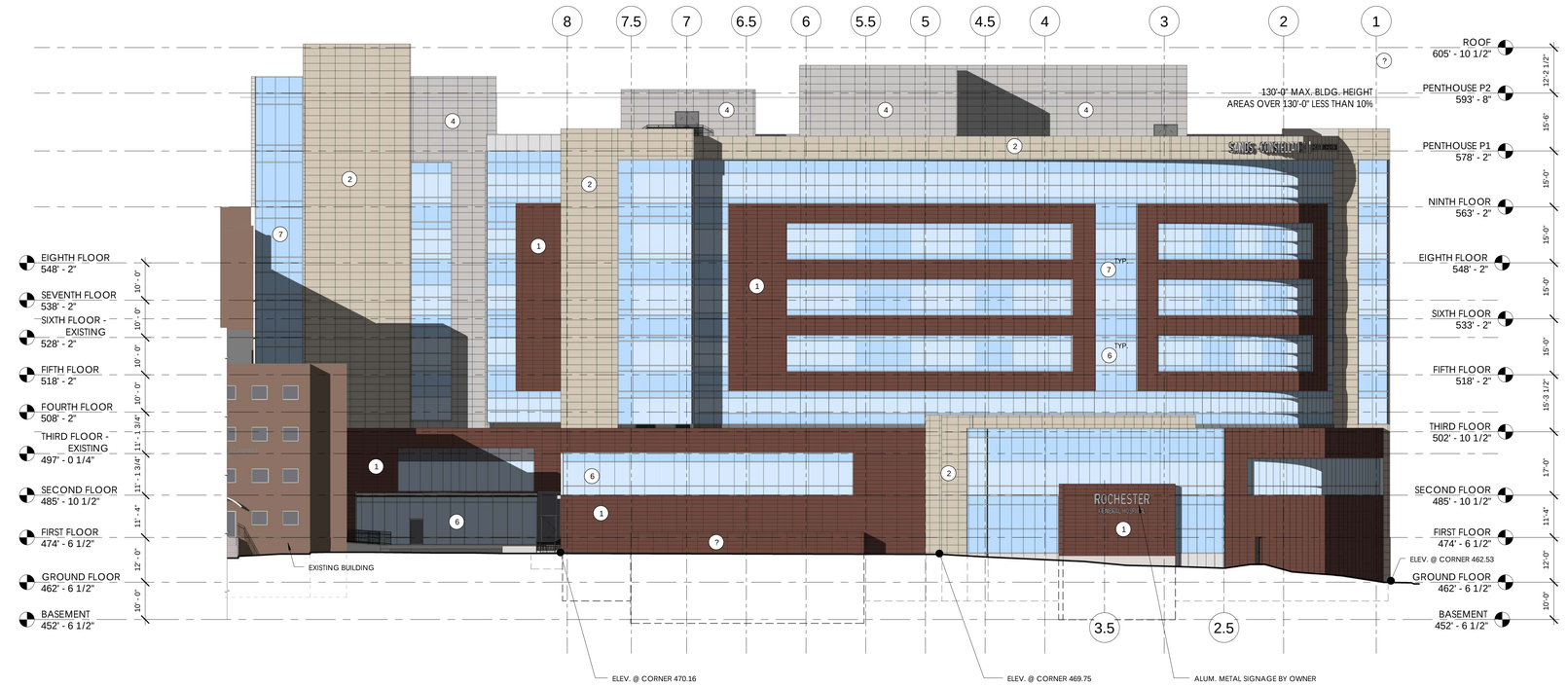
PROJECT NUMBER
13841.00

CCB
C200B
DRAWING NUMBER

IT IS A VIOLATION OF NEW YORK STATE EDUCATION LAW ARTICLE 145 FOR ANY PERSON, UNLESS ACTING UNDER THE DIRECTION OF A LICENSED ARCHITECT, ENGINEER OR LAND SURVEYOR, TO ALTER IN ANY WAY A PLAN BEARING THE SEAL OF AN ARCHITECT, ENGINEER OR SURVEYOR. IF ALTERED BY ANY PARTY, ARTIST TO THAT EFFECT SHALL AFFIX TO THE RECORD SEAL AND THE NOTATION 'ALTERED BY' FOLLOWED BY THEIR SIGNATURE AND THE DATE OF SUCH ALTERATION, AND A SPECIFIC DESCRIPTION OF THE ALTERATION.



2 A300 **BUILDING ELEVATION - SOUTH**
1/16" = 1'-0"



1 A300 **BUILDING ELEVATION - NORTH**
1/16" = 1'-0"

MATERIAL KEYNOTES

MARK	DESCRIPTION
1	12" X 48" TERRA COTTA TILE RAINSCREEN (COLOR 2)
2	24" x 48" TERRA COTTA TILE RAINSCREEN (COLOR 1)
3	CONCRETE FOOTING. POLISHED & SMOOTHED
4	24" x 48" ALUM. MTL. PANEL RAINSCREEN (COLOR 1)
5	ALUM. MTL. SPANDREL PANEL (COLOR 1)
6	INSULATED GLAZING (CLEAR)
7	INSULATED GLAZING (SPANDREL)

Clark Patterson Lee
ARCHITECTURE | ENGINEERING | PLANNING
205 St. Paul Street, Suite 500
Rochester, New York, 14604
Tel: (800) 274-9000
Fax: (585) 454-7618
www.clarkpatterson.com

Revision Schedule

NO.	DATE	BY	CHKD	DESCRIPTION

ROCHESTER REGIONAL HEALTH
CENTER OF CRITICAL CARE
SITE PLAN SUBMISSION
1425 PORTLAND AVE. ROCHESTER, NY 14621

DATE	DRAWN	CHECKED
02/15/17	JTS	APG

SCALE 1/16" = 1'-0"

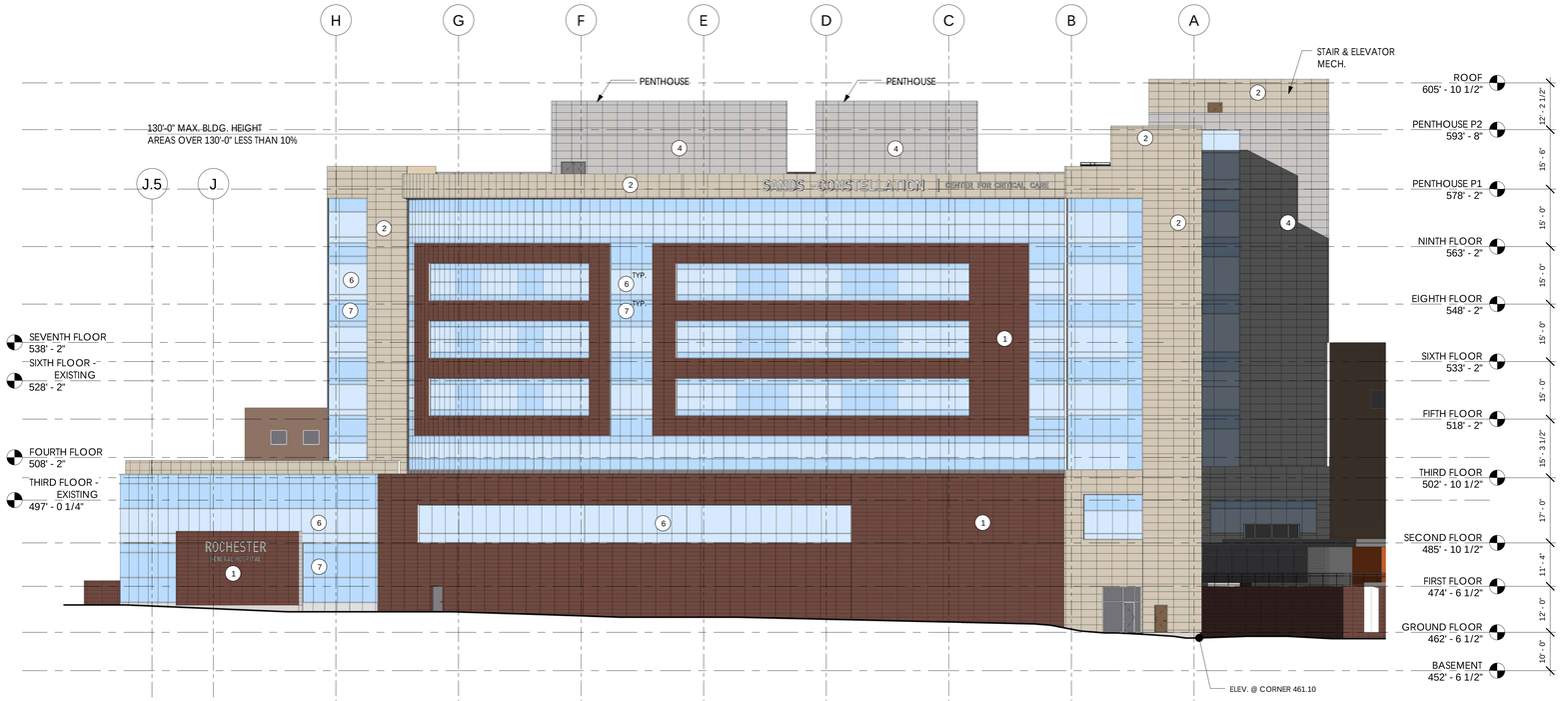
SHEET TITLE
NORTH & SOUTH ELEVATIONS

PROJECT NUMBER
13841.00

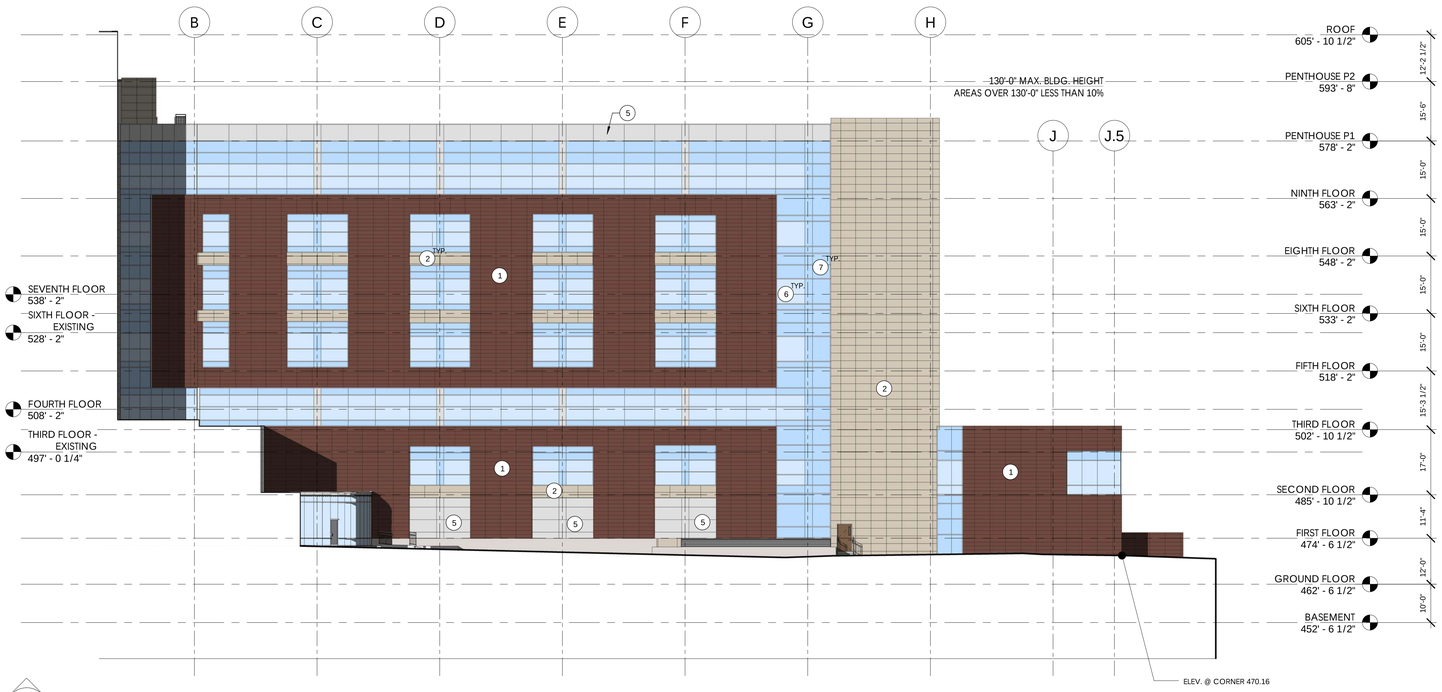
A300
DRAWING NUMBER

2/14/2017 3:16:42 PM
C:\Users\jtreh\Documents\RRH-CCC_HWNG_SHELL_ARCH-16_jtreh@clarkpatterson.com.rvt

MATERIAL KEYNOTES	
MARK	DESCRIPTION
1	12" X 48" TERRA COTTA TILE RAINSCREEN (COLOR 2)
2	24" x 48" TERRA COTTA TILE RAINSCREEN (COLOR 1)
3	CONCRETE FOOTING, POLISHED & SMOOTHED
4	24" x 48" ALUM. MTL. PANEL RAINSCREEN (COLOR 1)
5	ALUM. MTL. SPANDREL PANEL (COLOR 1)
6	INSULATED GLAZING (CLEAR)
7	INSULATED GLAZING (SPANDREL)



2 A301 **BUILDING ELEVATION - WEST**
1/16" = 1'-0"



1 A301 **BUILDING ELEVATION - EAST**
1/16" = 1'-0"

Clark Patterson Lee
ARCHITECTURE | ENGINEERING | PLANNING

205 St. Paul Street, Suite 500
Rochester, New York, 14604
Tel: (800) 274-9000
Fax: (585) 454-7618
www.clarkpatterson.com

Revision Schedule

NO.	DATE	BY	CHKD	DESCRIPTION

ROCHESTER REGIONAL HEALTH
CENTER OF CRITICAL CARE
SITE PLAN SUBMISSION
1425 PORTLAND AVE. ROCHESTER, NY 14621

DATE	DRAWN	CHECKED
02/15/17	JTS	APG

SCALE 1/16" = 1'-0"

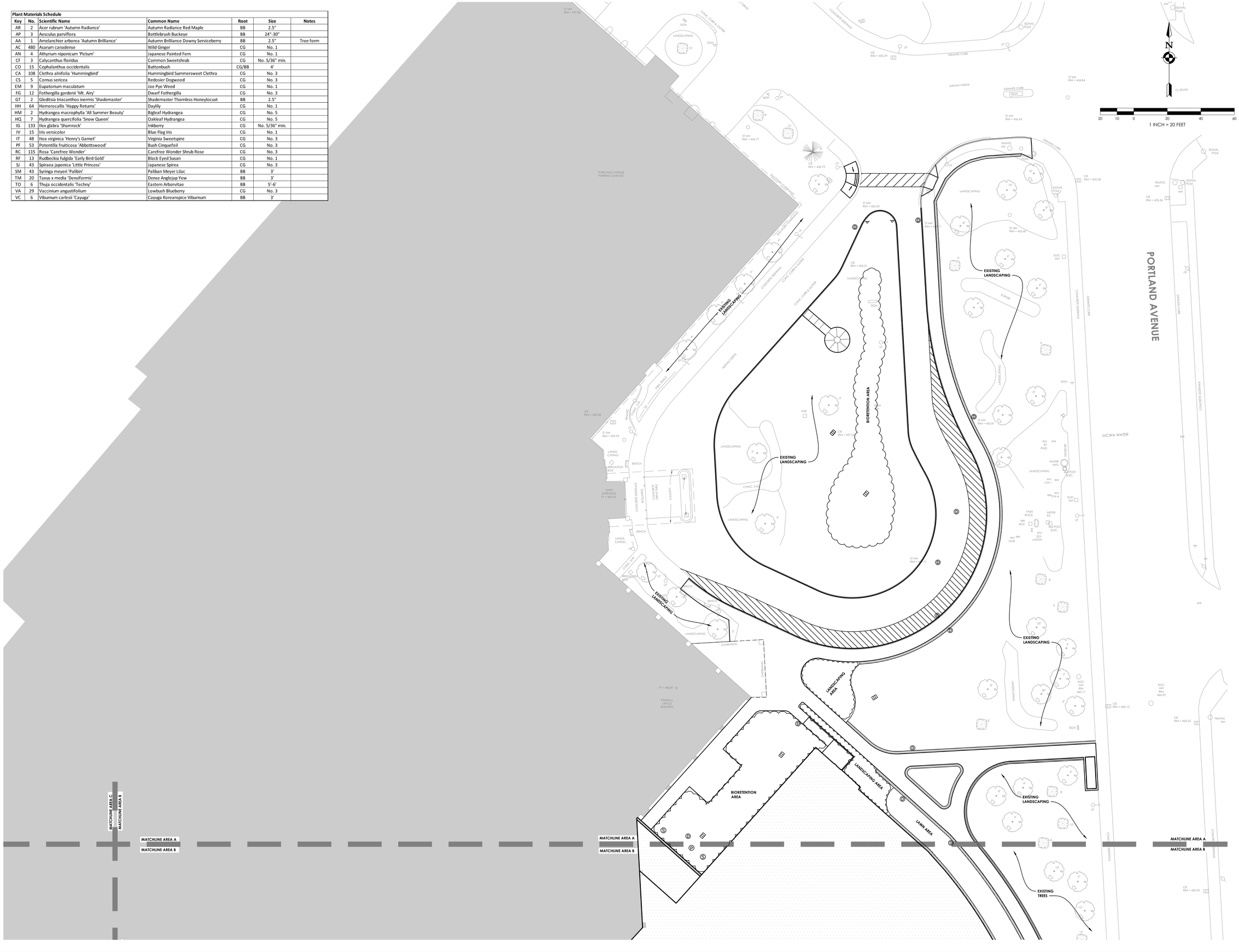
SHEET TITLE
EAST & WEST ELEVATIONS

PROJECT NUMBER
13841.00

A301
DRAWING NUMBER

2/14/2017 3:18:17 PM
C:\Users\jstech\Documents\RRH-CCC_HWNG_SHELL_ARCH-16_jstech@clarkpatterson.com.rvt

Plant Materials Schedule						
Key	**No.**	**Scientific Name**	**Common Name**	**Root**	**Size**	**Notes**
AR	2	Acer rubrum 'Autumn Radiance'	Autumn Radiance Red Maple	BB	2.5"	
AP	3	Aesculus parviflora	Bottlebrush Buckeye	BB	24"-30"	
AA	1	Amelanchier arborea 'Autumn Brilliance'	Autumn Brilliance Downy Serviceberry	BB	2.5"	Tree form
AC	480	Asarum canadense	Wild Ginger	CG	No. 1	
AN	4	Athyrium nipponicum 'Pictum'	Japanese Painted Fern	CG	No. 1	
CF	3	Calycanthus floridus	Common Sweetshrub	CG	No. 5/36" min.	
CO	15	Cephalanthus occidentalis	Buttonbush	CG/BB	4'	
CA	108	Clethra alnifolia 'Hummingbird'	Hummingbird Summersweet Clethra	CG	No. 3	
CS	5	Cornus sericea	Redosier Dogwood	CG	No. 3	
EM	9	Eupatorium maculatum	Joe Pye Weed	CG	No. 1	
FG	12	Fothergilla gardenii 'Mt. Airy'	Dwarf Fothergilla	CG	No. 3	
GT	2	Gleditsia triacanthos inermis 'Shademaster'	Shademaster Thornless Honeylocust	BB	2.5"	
HH	64	Hemerocallis 'Happy Returns'	Daylily	CG	No. 1	
HM	2	Hydrangea macrophylla 'All Summer Beauty'	Bigleaf Hydrangea	CG	No. 5	
HQ	7	Hydrangea quercifolia 'Snow Queen'	Oakleaf Hydrangea	CG	No. 5	
IG	133	Ilex glabra 'Shamrock'	Inkberry	CG	No. 5/36" min.	
IV	15	Iris versicolor	Blue Flag Iris	CG	No. 1	
IT	48	Itea virginica 'Henry's Garnet'	Virginia Sweetspire	CG	No. 3	
PF	53	Potentilla fruticosa 'Abbottswood'	Bush Cinquefoil	CG	No. 3	
RC	115	Rosa 'Carefree Wonder'	Carefree Wonder Shrub Rose	CG	No. 3	
RF	13	Rudbeckia fulgida 'Early Bird Gold'	Black Eyed Susan	CG	No. 1	
SJ	43	Spiraea japonica 'Little Princess'	Japanese Spirea	CG	No. 3	
SM	43	Syringa meyeri 'Palibin'	Paliban Meyer Lilac	BB	3'	
TM	20	Taxus x media 'Densiformis'	Dense Anglojap Yew	BB	3'	
TO	6	Thuja occidentalis 'Techny'	Eastern Arborvitae	BB	5'-6'	
VA	29	Vaccinium angustifolium	Lowbush Blueberry	CG	No. 3	
VC	6	Viburnum carlesii 'Cayuga'	Cayuga Koreanspice Viburnum	BB	3'	



Clark Patterson Lee
ARCHITECTURE | ENGINEERING | PLANNING

205 ST. PAUL STREET, SUITE 500
ROCHESTER, NEW YORK 14604
TEL (800) 274-9000
FAX (585) 454-7618
www.clarkpatterson.com

REVISIONS				
NO.	DATE	BY	CHKD	DESCRIPTION

REGISTERED ARCHITECT
JOHN A. MARTIN
No. 031536
STATE OF NEW YORK

ROCHESTER GENERAL HOSPITAL
CENTER OF CRITICAL CARE
SITE PLAN SUBMISSION
1425 PORTLAND AVE. ROCHESTER, NEW YORK 14621

DATE	DRAWN	CHECKED
02/15/17	JAM	NG

SCALE 1" = 20'

SHEET TITLE
SITE PLAN
AREA A

PROJECT NUMBER
13841.00

CCB
L200A
DRAWING NUMBER

Drawing Name: J:\PROJECTS\RGH\Critical Care Pavilion\D Design\08 CAD\AutoCAD\Civil\C2\RGH CCB - site design LANDSCAPING.dwg Date last accessed: 2/15/2017 9:40 AM Date last plotted: 2/15/2017 12:51 PM Plotted By: Norm Gardner

Plant Materials Schedule

Key	No.	Scientific Name	Common Name	Root	Size	Notes
AR	2	Acer rubrum 'Autumn Radiance'	Autumn Radiance Red Maple	BB	2.5"	
AP	3	Aesculus parviflora	Bottlebrush Buckeye	BB	24"-30"	
AA	1	Amelanchier arborea 'Autumn Brilliance'	Autumn Brilliance Downy Serviceberry	BB	2.5"	Tree form
AC	480	Asarum canadense	Wild Ginger	CG	No. 1	
AN	4	Athyrium niponicum 'Pictum'	Japanese Painted Fern	CG	No. 1	
CF	3	Calycanthus floridus	Common Sweetshrub	CG	No. 5/36" min.	
CO	15	Cephalanthus occidentalis	Buttonbush	CG/BB	4'	
CA	108	Clethra alnifolia 'Hummingbird'	Hummingbird Summersweet Clethra	CG	No. 3	
CS	5	Cornus sericea	Redosier Dogwood	CG	No. 3	
EM	9	Eupatorium maculatum	Joe Pye Weed	CG	No. 1	
FG	12	Fothergilla gardenii 'Mt. Airy'	Dwarf Fothergilla	CG	No. 3	
GT	2	Gleditsia triacanthos inermis 'Shademaster'	Shademaster Thornless Honeylocust	BB	2.5"	
HH	64	Hemerocallis 'Happy Returns'	Daylilly	CG	No. 1	
HM	2	Hydrangea macrophylla 'All Summer Beauty'	Bigleaf Hydrangea	CG	No. 5	
HQ	7	Hydrangea quercifolia 'Snow Queen'	Oakleaf Hydrangea	CG	No. 5	
IG	133	Ilex glabra 'Shamrock'	Inkberry	CG	No. 5/36" min.	
IV	15	Iris versicolor	Blue Flag Iris	CG	No. 1	
IT	48	Itea virginica 'Henry's Garnet'	Virginia Sweetspire	CG	No. 3	
PF	53	Potentilla fruiticosa 'Abbottswood'	Bush Cinquefoil	CG	No. 3	
RC	115	Rosa 'Carefree Wonder'	Carefree Wonder Shrub Rose	CG	No. 3	
RF	13	Rudbeckia fulgida 'Early Bird Gold'	Black Eyed Susan	CG	No. 1	
SJ	43	Spiraea japonica 'Little Princess'	Japanese Spirea	CG	No. 3	
SM	43	Syringa meyeri 'Palibin'	Paliban Meyer Lilac	BB	3'	
TM	20	Taxus x media 'Densiformis'	Dense Anglojap Yew	BB	3'	
TO	6	Thuja occidentalis 'Techny'	Eastern Arborvitae	BB	5'-6'	
VA	29	Vaccinium angustifolium	Lowbush Blueberry	CG	No. 3	
VC	6	Viburnum carlesii 'Cayuga'	Cayuga Koreanspice Viburnum	BB	3'	

PROPOSED CENTER OF CRITICAL CARE BUILDING

MATCHLINE AREA C
MATCHLINE AREA B
MATCHLINE AREA A

BIORETENTION AREA
LAWN AREA
EXISTING LANDSCAPING
EXISTING TREES
BUILDING AREAWAY
LANDSCAPING AREA
LANDSCAPE AREA
PORTLAND AVENUE
1 STORY BRICK BLDG.
ASPHALT PARKING LOT
ASPHALT DRIVE
6' METAL FENCE
W-BEAM GUIDERAIL
EDGE OF PAVEMENT
GRANITE CURB
CONCRETE SIDEWALK
CONCRETE CURB
CONCRETE PAVERS
CONCRETE WALL
STONE ROOF
LOCKED UTILITY AREA
METAL COVER
TRAFFIC MH
ELEC MH
SIGN
LP
HHE
PP
GV
CB
SAN MH
ST MH
TEL MH
DATE
RAMP
CONC. PAD
LANDSCAPING

N

20 10 0 20 40 60
1 INCH = 20 FEET

Clark Patterson Lee
ARCHITECTURE | ENGINEERING | PLANNING
205 ST. PAUL STREET, SUITE 500
ROCHESTER, NEW YORK 14604
TEL (800) 274-9000
FAX (585) 454-7618
www.clarkpatterson.com

REVISIONS NO.	DATE	BY	CHKD	DESCRIPTION

REGISTERED ARCHITECT
JOHN A. MARCHETTI
No. 021538
OF THE STATE OF NEW YORK

ROCHESTER GENERAL HOSPITAL
CENTER OF CRITICAL CARE
SITE PLAN SUBMISSION
1425 PORTLAND AVE. ROCHESTER, NEW YORK 14621

DATE	DRAWN	CHECKED
02/15/17	JAM	NG

SCALE 1" = 20'

SHEET TITLE
LANDSCAPING PLAN
AREA B

PROJECT NUMBER
13841.00

CCB
L00B
DRAWING NUMBER

© 2017 THE RESEARCH FOUNDATION FOR THE STATE UNIVERSITY OF NEW YORK. ALL RIGHTS RESERVED. THIS DRAWING IS THE PROPERTY OF THE RESEARCH FOUNDATION FOR THE STATE UNIVERSITY OF NEW YORK AND IS PROTECTED BY COPYRIGHT LAWS. IT MAY NOT BE USED, REPRODUCED, OR TRANSMITTED IN ANY FORM OR BY ANY MEANS, ELECTRONIC OR MECHANICAL, INCLUDING PHOTOCOPYING, RECORDING, OR BY ANY INFORMATION STORAGE AND RETRIEVAL SYSTEM, WITHOUT THE PRIOR WRITTEN PERMISSION OF THE RESEARCH FOUNDATION FOR THE STATE UNIVERSITY OF NEW YORK. IT IS A VIOLATION OF THE NEW YORK STATE EDUCATION LAW ARTICLE 145, FOR ANY PERSON, UNLESS ACTING UNDER THE DIRECTION OF A LICENSED ARCHITECT, ENGINEER OR LAND SURVEYOR, TO ALTER AN ITEM IN ANY WAY. IF ANY ITEM BEARING THE SEAL OF AN ARCHITECT, ENGINEER OR LAND SURVEYOR IS ALTERED, THE ALTERING PARTY SHALL AFFIX TO THE ITEM BEING ALTERED, THE ALTERING PARTY'S SEAL AND THE NOTATION "ALTERED BY" FOLLOWED BY HIS SIGNATURE AND THE DATE OF SUCH ALTERATION, AND A SPECIFIC DESCRIPTION OF THE ALTERATION.

Drawing Name: J:\PROJECTS\RGH\Critical Care Pavilion\D Design\08 CAD\AutoCAD\Civil\C2\RGH CCB - site design LANDSCAPING.dwg Date last accessed: 2/14/2017 11:38 AM Date last plotted: 2/14/2017 5:54 PM Plotted By: Norm Gardner