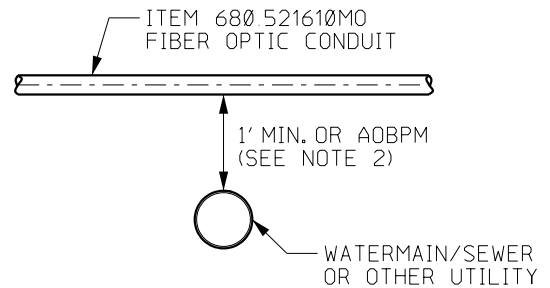
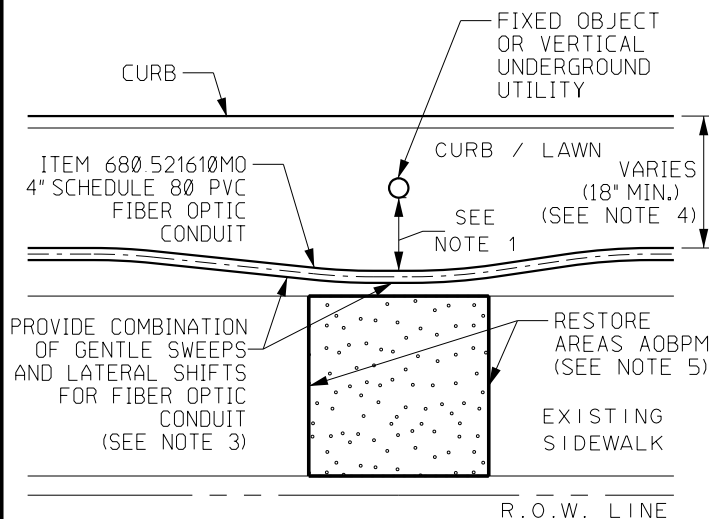


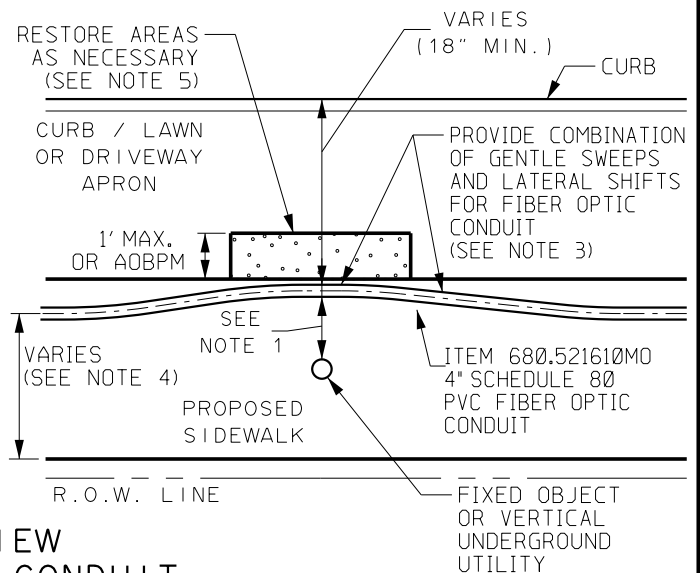
PLAN VIEW  
FIBER OPTIC / UTILITIES PARALLEL  
UNDERGROUND INSTALLATION



ELEVATION VIEW  
FIBER OPTIC / UTILITIES  
CROSSING



PLAN VIEW  
FIBER OPTIC CONDUIT  
BENDING DETAIL



#### NOTES:

1. FIBER OPTIC CONDUIT MINIMUM SEPARATION AROUND VERTICAL UNDERGROUND UTILITIES AND OTHER FIXED OBJECTS TO BE AS FOLLOWS:

- x 2' FOR ANY UTILITY (E.G. CURB BOX, ETC.)
- x 3' FOR ANY SURVEY MONUMENT

FOR MULTIPLE CONDUITS INSTALLATIONS THE MINIMUM SEPARATION SHALL BE FROM THE OUTERMOST CONDUIT.

2. MINIMUM SEPARATION REQUIREMENTS ARE TO BE FOLLOWED TO THE GREATEST EXTENT FEASIBLE. IF MINIMUM SEPARATION REQUIREMENTS CAN'T BE MET DUE TO R.O.W, EXISTING UTILITIES OR OTHER FIELD CONDITIONS, CONTRACTOR SHALL COORDINATE WITH PROJECT MANAGER AND UTILITY AGENCY BEFORE ANY CONSTRUCTION OPERATION BEGINS.
3. REFER TO CONDUIT MANUFACTURER RECOMMENDATIONS FOR ALLOWABLE / MAXIMUM COLD BENDING RADIUS.
4. FIBER OPTIC CONDUIT TO BE INSTALLED AS SHOWN ON THE APPROVED PLANS, FINAL PLACEMENT OF CONDUIT SHALL BE DETERMINED IN FIELD, WITH CONDUIT BENDING AROUND FIXED UTILITIES AS NECESSARY. RESIDENT ENGINEER SHALL RECORD EXACT LOCATION ON RECORD DRAWINGS.
5. RESTORE FULL SIDEWALK FLAG(S), DRIVEWAY OR OTHER SURFACE AREAS TO MATCH EXISTING MATERIALS AND THICKNESS IN KIND OR AS INDICATED ON CONSTRUCTION DOCUMENTS.

6. DURING CONDUIT INSTALLATION CONTRACTOR SHALL TAKE ALL PRECAUTIONS NECESSARY TO PRESERVE INTEGRITY OF ANY ADJACENT UTILITY. CONTRACTOR SHALL BE RESPONSIBLE FOR ANY DAMAGE TO THESE UTILITIES CAUSED BY THEIR OPERATION. REPAIRS MUST BE MADE BY CONTRACTOR OR UTILITY COMPANY AS DETERMINED BY RESPECTIVE OWNING UTILITY COMPANY. ALL COSTS ASSOCIATED WITH REPAIR OF DAMAGED UTILITIES SHALL BE RESPONSIBILITY OF CONTRACTOR.

7. CONTRACTOR SHALL CONTACT MCDES AT (585) 753-7669 FOR INSPECTION AND APPROVAL OF FIBER OPTIC CONDUIT BENDS AND FINAL INSTALLATION.

CITY OF ROCHESTER

## FIBER OPTIC CONDUIT INSTALLATION

ISSUED	2-1-21	NON STANDARD
REVISED	3-29-22	DWG.NO.S680-2