
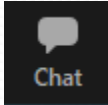


# 2022 – 2B Lead Service Line Replacement Project



# Zoom Webinar Format

- Attendance: Please use the “chat”  feature to provide your name and address.
- Questions: Meeting participants will be muted during the presentation. Questions will be addressed at the end of the presentation.



# 2022 – 2B Lead Service Line Replacement Project

Public Information Meeting

April 18, 2023

5:30 PM

Malik D. Evans, Mayor

Richard Perrin AICP, Commissioner of DES

Geoffrey Gugel Director, Bureau of Water

# Public Meeting Outline

- Key Personnel
- FAQ
- Drinking Water Safety – Concerns about Lead
- Project Location
- How is it done
  - Means & Methods
- Summary and Schedule of Project
- Questions & Comments

## **Rochester Water Bureau**

- **Director of Water:** Geoffrey Gugel
- **Managing Engineer:** Michael Bushart, PE
- **Chief of Water Quality** David Rowley, PE
- **Project Manager:** Nicholas Wynne
- **Project Designer:** Nicholas Wynne
- **Field Engineer:** Ravi Engineering & Land Surveying, P.C.

## **Ramsey Constructors, Inc.**

- **President of Operations:** Chris Ramsey
- **Project Superintendent:** TBD

# 2022 Summer Lead Service Replacement

- Project Designed and Administered by Engineering personnel from the Rochester Water Bureau
- Project Inspection – Ravi Engineering & Land Surveying, P.C.
  - Contractor – Ramsey Constructors, Inc.
  - Project Cost: \$9,534,523.80
- Total number of Lead Service Renewals: 1446
- Average Cost per service: ~\$6,600 (w/ Chip Seal)

# Frequently Asked Questions

- Why is the project title: “2022-2B” when it’s 2023?
- Why is my address not included on the Public Meeting Invitation?
  - <https://www.cityofrochester.gov/propinfo/>



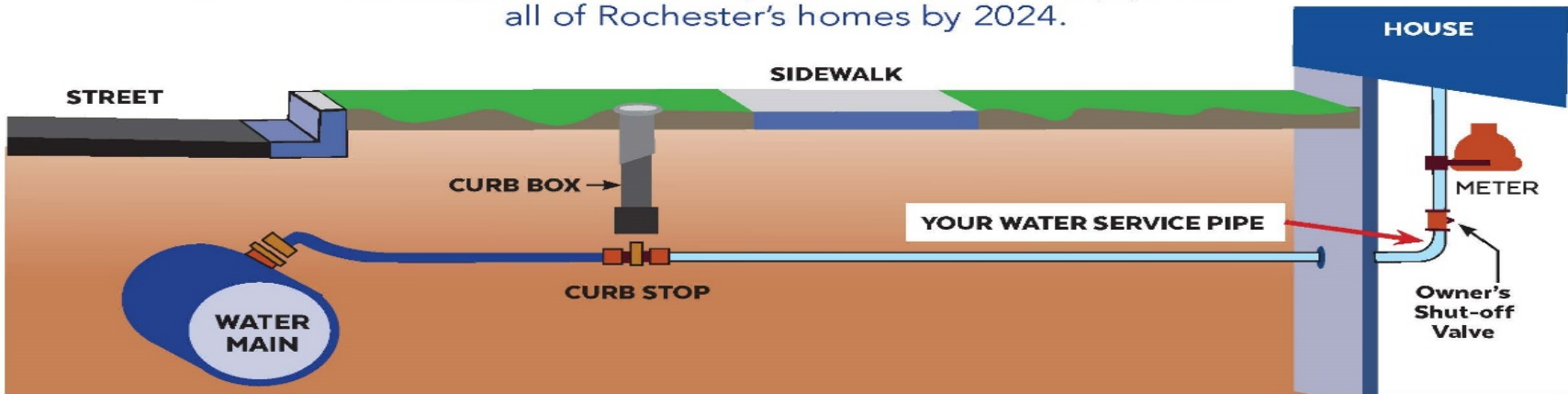
# Frequently Asked Questions

- I received the below postcard in the mail and reported copper. Why am I still on the list for lead replacement?



## LET'S GET THE LEAD OUT TOGETHER!

The City needs your help in finding the lead pipes in all of Rochester's homes by 2024.



Schedule an appointment for the City to ID your water service line by:  
CALL: 585-428-7520 / TEXT: 585-866-9258  
EMAIL: [WATERENGINEERING@CITYOFROCHESTER.GOV](mailto:WATERENGINEERING@CITYOFROCHESTER.GOV)



OR scan here to  
report it yourself  
from your phone



Malik D. Evans, Mayor



City of Rochester, NY  
Rochester City Council



# Lead: Keep Your Water Safe

Rochester Water Bureau

Together- Lets get the Lead Out!

# Lead & Drinking Water

- Where does it come from?
  - There is NO LEAD in our water sources.
  - There is NO LEAD in water that leaves the treatment plant.
- So how does lead get into drinking water?
  - Corrosion of
    - Service lines
    - Indoor plumbing
    - Indoor water fixtures

# Sources and Contributors to Lead

Lead service lines

Old fixtures  
(kitchen faucets,  
water fountains)  
and lead solder

Kitchen faucet  
aerators  
(routinely clean)

Brass installed prior  
to 2014 (EPA Lead-  
Free Act reduced  
allowable lead in brass  
from 8% to 0.25%)

Galvanized iron  
service lines

Galvanized iron pipe in  
home plumbing



# Lead in plumbing-

- Lead pipes
- Copper pipes with lead solder joints
- Old fixtures
- Until 1986 there was no “Lead Free” standard
  - No limit on lead content in brass
  - Solder was up to 50% lead
- Until 2014, fixtures sold as “Lead Free” were allowed to have as much as 8% lead in them.

# Construction Impacts on Lead-

- Lead corrosion forms scales
- Normal Conditions- Stable
- Construction can release these scales
  - Drained pipes
  - Reversed flows
  - Moving pipes
- Lead levels- may be increased temporarily
  - ~3 months

# Initial flush-

**Before using water, flush all your faucets using these 5 steps:**

- 1** Remove aerators from all faucets. An aerator is a screen at the tip of the faucet that helps to eliminate splash.
- 2** Open all **cold** water faucets fully, starting at the lowest level in your house.
- 3** Let the water run through the faucets for at least **30 minutes**. Be sure to run cold water in all bathtubs and showers,
- 4** Close all faucets, starting at the lowest level.
- 5** Reinstall faucet aerators after cleaning them





# Free Lead Testing-

**1-3 months after construction**

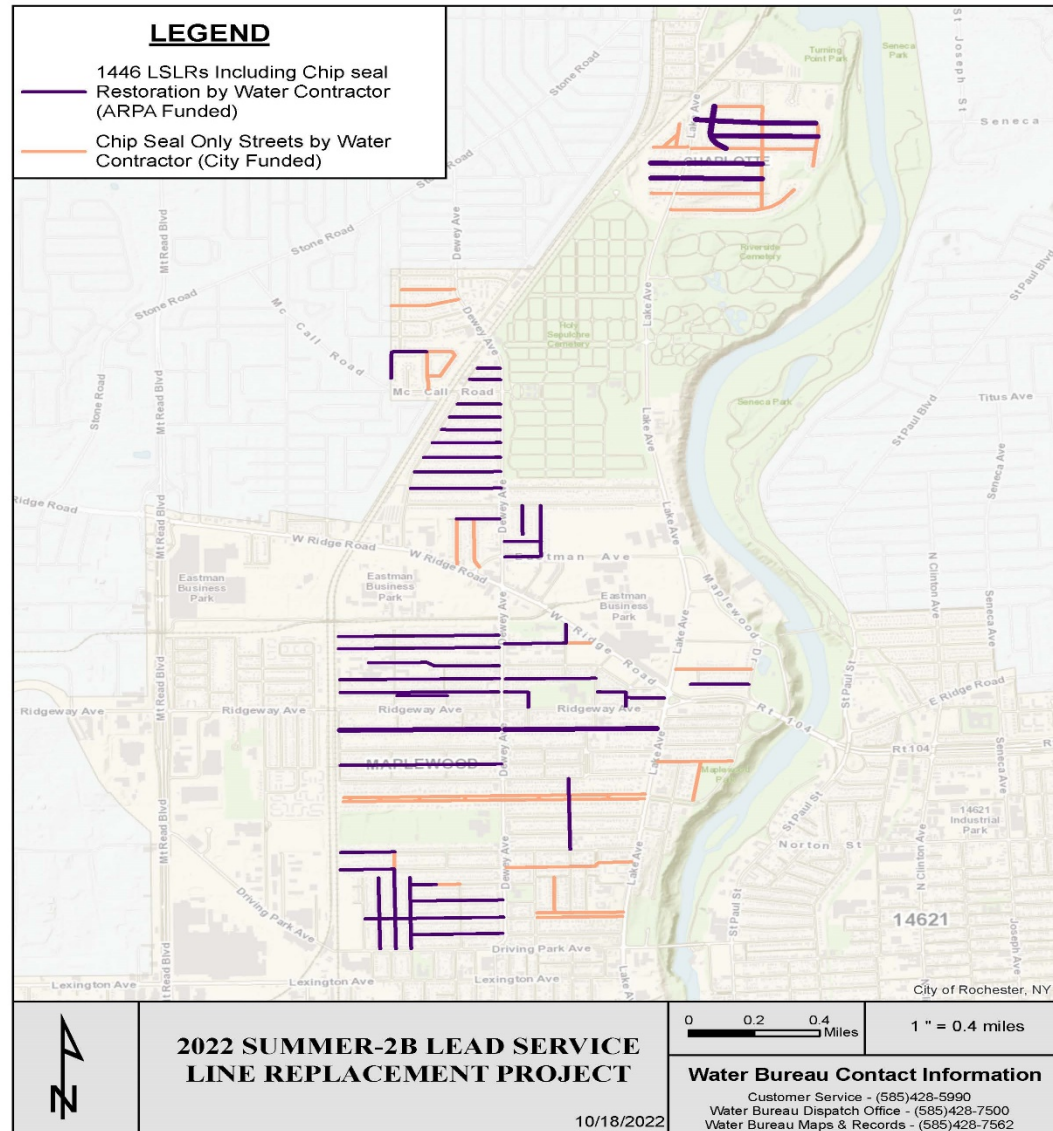
Phone- (585)-428-6680 Ext 1

Email- [watertest@cityofrochester.gov](mailto:watertest@cityofrochester.gov)

# 2022-2B Lead Service Line Replacement Project Area – NW Quadrant



# Area Map



# Water Service Street Limits

Augustine St	#518-520	Dead End
Avis St	Lily St	Primrose St
Bardin St	Primrose St	Minder St
Bidwell Ter	Driving Pk Ave	Dead End
Birr St	Dove St	Dead End
Bryan St	#210	Lark St
Cherry Rd	Lake Ave	Burley Rd N
Desmond St	W. Ridge Rd	Palm St
Dorothy Ave	Devitt Rd	Dewey Ave
Dove St	Driving Pk Ave	Birr St
Dunsmere Dr	Bernice St	Dewey Ave
Eastman Ave	Dewey Ave	Goodwill St
Electric Ave	Dewey Ave	Lily St
Fillingham Dr	Bernice St	Dewey Ave
Flower City Park	Primrose St	Lily St
Glenthorne Rd	Bernice St	Dewey Ave
Goodwill St	Eastman Ave	Merrill St
Holcroft Rd	Lake Ave	Falleson Rd
Hopper Ter	Harding Rd	Leander Rd
Kislingbury St	Dewey Ave	Lark St
Knickerbocker Ave	Marigold St	Lily St
Lake View Pk	Dewey Ave	Archer St
Lake View Pk	Archer St	Argo Pk

Langford Rd	Bernice St	Dewey Ave
Lapham St	Maplewood Dr	Dead End
Lark St	Driving Pk Ave	Dead End
Lenriet St	Culdorf Al	Dewey Ave
Lynchester St	Culdorf Al	Dewey Ave
Marigold St	Ridgeway Ave	Knickerbocker Ave
Minder St	Ridgeway Ave	Bardin St
Morville Dr	Bernice St	Dewey Ave
Owen St	Minder St	Lake Ave
Palm St	Dewey Ave	Desmond St
Parkwood Rd	Bernice St	Dewey Ave
Pullman Ave	Dewey Ave	Dead End
Raines Park	Magee Ave	Augustine St
Rand St	Dewey Ave	Dead End
Ross St	Merrill St	Dead End
Selye Ter	Dewey Ave	Lark St
Southampton Dr	McCall Rd	Lyncrest Dr
Steko Ave	Dewey Ave	Dead End
Summit Grove	Knickerbocker Ave	Aster St
Velox St	Dewey Ave	Goodwill St
West Holcroft Rd	Lake Ave	Dead End
West Wyndham Rd	Lake Ave	Dead End
Weston Rd	Hopper Ter	Burley Rd N
Winchester St	Bernice St	Dewey Ave
Wyndham Rd	Lake Ave	Falleson Rd

# Criteria for LSLR Street Selection

- Large numbers of Lead, Lead lined, and Galvanized outside water services
- Water mains that are structurally sound.
- Water mains previously cleaned and lined.
- Water Bureau works in conjunction with Street Design division to select streets with large number of lead services that are scheduled for surface treatment.
  - All streets in project are scheduled for chip seal the following year.



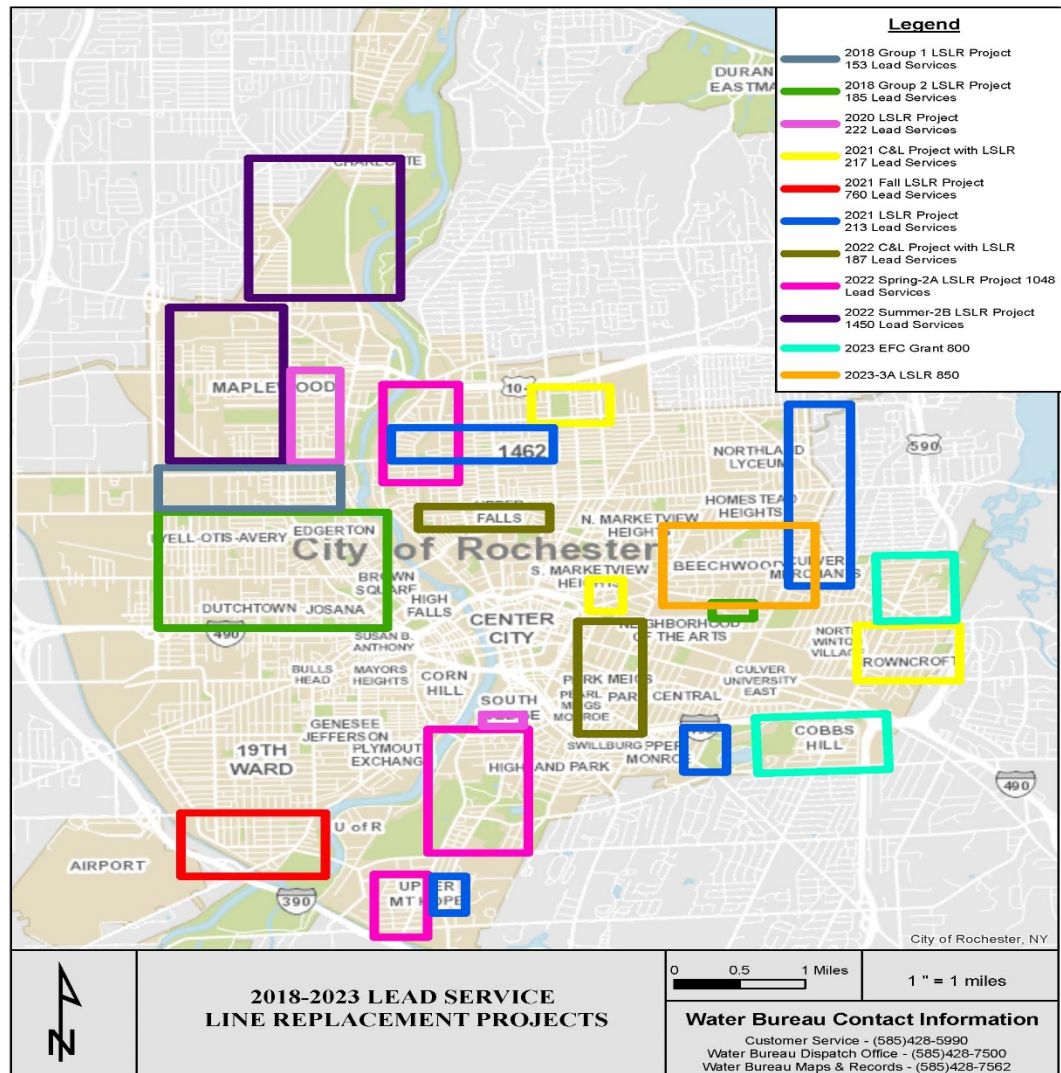
# LSLR- Getting the Lead Out





# Rochester Water Bureau

## Past and Current Replacement Practices



# Advance Construction Notice



## City of Rochester

Department of Environmental Services  
10 Felix Street  
Rochester, New York 14608  
[www.cityofrochester.gov](http://www.cityofrochester.gov)

Bureau of Water

### ADVANCE CONSTRUCTION NOTICE

Dear Water Customer:

A Lead Service Line Replacement Project will soon begin on your street. The Rochester Water Bureau's contractor, **Ramsey Constructors, Inc.** will replace your "Outside Service" with new plastic or copper service tubing, if our records indicate that the portion of your buried service line from the water main in the street to the curb shut off valve near the sidewalk, known as the "Outside Service", is made of lead. An illustration of a typical water service is enclosed with this letter. You will be provided a 24 hour advance notification door hanger prior to work on your water service.

Lead service lines can be one of the sources of lead in drinking water. Although we are replacing your "Outside Service", the "Inside Service", located between the curb valve and your home, is the responsibility of the home owner. During construction, your "Inside Service" will be visually inspected and you will be informed whether or not it is made of lead containing materials. If your "Inside Service" is made of lead, the City will replace it at no cost to the home owner.

If you do not elect to have your "Inside Service" replaced during this project and it is composed of galvanized steel or similar material, it is possible that the water service might be severely corroded and leaking. Our experience has been that galvanized service material has a short life expectancy. If the "Inside Service" is corroded, it may not be possible to connect the new water service to the existing water service at the curb valve. If this connection cannot be made due to the poor condition of the existing service material, it may be necessary for the property owner to replace the "Inside Service". Every effort will be made to protect the integrity of the existing "Inside Service" while making the connection to the new "Outside Service".

Replacement of your "Outside Service" will require shutting off the water to your home for several hours. This work can temporarily disturb and dislodge lead containing sediment in your pipes. To remove this sediment from the buried service line, the contractor will thoroughly flush it, from the water main to the water meter, after the new service has been installed. To perform this flush, the contractor will need to access your meter, temporarily disconnect it and attach a hose to the service. Water will be flushed through the hose to the outside or to a washtub or drain in your basement. After completion of the flush, the hose will be removed and the meter will be reconnected.

After flushing out the buried service line, it is important that you thoroughly flush the plumbing inside your home as soon as possible before using water for drinking and cooking. You will be given instructions for flushing your internal plumbing in the door hanger **"Important Notice Regarding Your Water Service"**.

Although flushing your plumbing has been proven to be very effective at reducing lead levels, you may also choose to use a water filter pitcher that is certified to remove lead. Upon request the Water Bureau will provide you with a free NSF certified water filter pitcher to remove lead. In addition, free lead testing of your water is available approximately one month after your "Outside Service" has been replaced. To arrange for this testing, please call the Water Bureau's Laboratory at (585) 428-6680 Ext 1, or send an email to: [watertest@cityofrochester.gov](mailto:watertest@cityofrochester.gov).

### ADVANCE CONSTRUCTION NOTICE

The Contractor's employees will have City issued photo ID badges for identification. Water Bureau personnel will perform construction supervision and inspection and will also carry ID badges. If you have any questions or concerns about a worker wanting access to your basement, or if you have any other concerns about this work, you may call our 24-hour Dispatch Office at (585) 428-7500.

Some traffic restrictions are necessary in order to complete the work. Access to driveways and sidewalks will be maintained if possible. Construction activities will cause periods of noise and dust. We will work to minimize these conditions with your best interest in mind. All pavement, sidewalks and lawn areas that are disturbed by this work will be restored by the contractor.

If you have any questions about this work, please contact our Project Manager, Nick Wynne, at (585) 428-7049 or [Nicholas.Wynne@cityofrochester.gov](mailto:Nicholas.Wynne@cityofrochester.gov).

Any other issues arising from this project should be directed to the **Water Bureau Dispatch Office at (585) 428-7500**. We thank you for your patience and cooperation while we work to improve the water system and keep your water safe.

For more information on Lead and **"Keeping Your Water Safe"** please visit our web site: [www.cityofrochester.gov/drinkingwatersafety](http://www.cityofrochester.gov/drinkingwatersafety)

Sincerely,

Geoffrey Gugel  
Director of Water



# Water Service Shut Notification



**City of Rochester, New York**

Department of Environmental Services  
Bureau of Water

## **NOTICE: Water Service Shut Off**

The Contractor performing the service work has/  
will shut off the water supply to this building on:

Day: \_\_\_\_\_

Date: \_\_\_\_\_

From: \_\_\_\_\_ To: \_\_\_\_\_

We are sorry for this inconvenience, but this shutoff is necessary in order to make water system repairs/improvements.



**City of Rochester, New York**

Department of Environmental Services  
Bureau of Water

## **NOTICE: Water Service Shut Off**

The Contractor performing the service work has/  
will shut off the water supply to this building on:

Day: \_\_\_\_\_

Date: \_\_\_\_\_

From: \_\_\_\_\_ To: \_\_\_\_\_

We are sorry for this inconvenience, but this shutoff is necessary in order to make water system repairs/improvements.



# Keeping Your Water Safe



## HEALTH IMPACTS OF LEAD

Lead is a toxic metal known to have negative health effects particularly in pregnant women, infants and young children. Lead has been linked to learning disabilities, behavioral problems and more.

## WHERE DOES LEAD IN WATER COME FROM?

Lead is not found in Rochester's source water or in the water mains. Lead can be present in the service lines connecting homes to water mains and in brass fixtures, faucets, and solder in copper plumbing. These items can pass lead into the water you use for drinking and cooking.

**OTHER SOURCES OF LEAD** Childhood lead poisoning is nearly always the result of ingesting lead dust from deteriorated lead-based paint in the home. Make sure your house or apartment is safe from lead hazards by scheduling a FREE lead inspection with the City by calling (585) 428-

6520. More information is available from the Coalition to Prevent Lead Poisoning: [www.letsmakeleadhistory.org](http://www.letsmakeleadhistory.org).

## FOLLOW THESE STEPS TO FIND OUT IF THERE IS LEAD IN YOUR WATER

**Check Available Records:** Water service material records are available in the Property Information Application at [maps.cityofrochester.gov](http://maps.cityofrochester.gov). Enter address and click "Water" tab or call the Water Dispatch office at (585) 428-7500.

**Have Your Water Tested for Free:** Contact the Water Bureau's Laboratory at (585) 428-6680 Ext 1, or by email to: [watertest@cityofrochester.gov](mailto:watertest@cityofrochester.gov).

**Inspect Your Plumbing:** To identify sources of lead in your plumbing go to: [www.lslr-collaborative.org/identifying-service-line-material.html](http://www.lslr-collaborative.org/identifying-service-line-material.html)

Contact a licensed plumber: call the City's Bureau of Buildings and Zoning Permit Office at (585) 428-6526 or go to [www.cityofrochester.gov/licensedtrades/](http://www.cityofrochester.gov/licensedtrades/)

## SIMPLE STEPS YOU CAN TAKE TO REDUCE LEAD

- 1 Use only cold water** for drinking, cooking, and preparing baby formula. Hot water dissolves lead more quickly.
- 2 Flush your pipes** any time water has been unused for more than 4-6 hours. Lead levels are highest when water has been sitting in the pipe.
- 3 Routinely clean faucet screens** which can accumulate lead and rust particles.
- 4 Use a Water Filter** that is certified NSF 53 to remove lead. Find out more at [www.nsf.org](http://www.nsf.org)

## EPA HOTLINE AND INFORMATION:

Lead in Drinking Water Web Site: [www.epa.gov/safewater/lead](http://www.epa.gov/safewater/lead) • EPA Safe Drinking Water Hotline: 1-800-426-4791  
For more, visit [www.cityofrochester.gov/drinkingwatersafety](http://www.cityofrochester.gov/drinkingwatersafety)

# Summary of Project Events

1. Excavate at curb stop – determine service material on outside service and inside service
2. Excavate at water main – abandon existing lead service and install new polyethylene water service from main to curb stop.
3. Contractor will then flush the entire water service from the water main to the meter and reset water meter.
4. If material of inside service is verified as lead containing, home owner can have service replaced at no cost.
5. Property Access Agreement must be signed by home owner to coordinate date and time for contractor to renew the inside service from curb valve to water meter located in basement.
6. Fill access holes.
7. Provide resident with **Important Notice Regarding Your Water Service** which instructs resident on how to flush the internal plumbing lines in the home.

# Summary of Project Events - LSLR

6. Provide resident with point of use Filter Pitcher and spare filter cartridges if requested.
7. Notify resident of free lead test 30 to 90 days after service line replacement.
8. Restore roads cuts and disturbed lawn areas.
9. Clean up site, remove all debris.
10. Chip seal during summer months after all water work is completed within neighborhood section.



# Summary of Project Events





# Inside Service Replacement Notification



City of Rochester

Department of Environmental Services  
10 Felix Street  
Rochester, New York 14608  
[www.cityofrochester.gov](http://www.cityofrochester.gov)

Bureau of Water

Dear Customer,

The Water Bureau has recently begun work on a Lead Service Line Replacement Project in your neighborhood. Our records indicate that the portion of the service line on your property (from the shut off valve near the sidewalk to your water meter) known as the "Inside Service" may contain lead. Our inspection shows your Inside Service contains lead and we will replace it at **NO COST TO YOU** as part of this project.

Please note, authorization from the property owner is required to allow our crews to perform the work. Attached is the Property Access Agreement for authorized signatures. Please review, sign, and call the Project Manager number below to have forms picked up by our City representative.

Water service replacements are typically completed within 4-6 hours and require the water to be turned off during the work. We will work with you to schedule the work at your convenience. When completed, the City, or designated contractor, will perform a complete flush of the service line from the water main to the meter, as well as provide you with instructions to flush your internal plumbing.

**Please contact the Project Manager listed below to have your inside service line replaced for FREE!**

**Email: [Nicholas.Wynne@cityofrochester.gov](mailto:Nicholas.Wynne@cityofrochester.gov) Or Call: 428-7049**

For more information on Lead and "Keeping Your Water Safe" please visit our web site: [www.cityofrochester.gov/drinkingwatersafety](http://www.cityofrochester.gov/drinkingwatersafety). If you have questions or concerns about your water quality, contact our lab to schedule free lead testing at 428-6680 x1, or via email at [watertest@cityofrochester.gov](mailto:watertest@cityofrochester.gov)

We look forward to hearing from you.

Sincerely,

Geoffrey Gugel  
Director of Water



# Important Notice Regarding Your Water Service.



**City of Rochester, New York**  
Dept. of Environmental Services Water Bureau

## IMPORTANT NOTICE REGARDING YOUR WATER SERVICE



Recent construction activities may have caused particles to dislodge from inside your water service. If your service is made of lead, some lead scale or sediment may have been released during the work.

Follow these instructions to improve the water quality in your home.

**Before using water, flush all your faucets using these 5 steps:**

- 1** Remove aerators from all faucets. An aerator is a screen at the tip of the faucet that helps to eliminate splash.
- 2** Open all **cold** water faucets fully, starting at the lowest level in your house.

**3**

Let the water run through the faucets for at **least 30 minutes**. Be sure to run cold water in all bathtubs and showers.

**4**

Close all faucets, starting at the lowest level.

**5**

Reinstall faucet aerators after cleaning them.

**Every day-If your water has been sitting for more than 6 hours, let the cold water run for 3-5 minutes before drinking or cooking.**

More information about drinking water safety can be found at our website:  
[www.cityofrochester.gov/drinkingwatersafety](http://www.cityofrochester.gov/drinkingwatersafety)  
or call (585) 428-7500

# Post LSLR Guidance

## POST LEAD SERVICE LINE REPLACEMENT GUIDANCE Important Health Information: Minimize Your Exposure to Lead

### Work on your service line is complete:

After a lead service line replacement, a temporary increase in lead levels may occur in your tap water. This is because construction can disturb scale on your existing pipes that may have accumulated lead over time, even if they are not made of lead. This is especially true of galvanized piping. When lead is released from a lead service line over decades of use and passes through galvanized pipes, it can accumulate in the rust on the pipe walls. Lead release from galvanized pipes can vary from home to home and can continue to occur even after a lead service line is replaced. Depending on the condition of your plumbing, lead levels might be elevated for a few months after your lead service line is replaced.

### Steps you should take after service line replacement

#### Immediately:

- **Flush your household plumbing** following the instructions on the door hanger titled- "Important Notice Regarding Your Water Service". This will help remove the sediment and scale that may have been loosened during construction.

#### For the next 90 days:

- **Flush your plumbing** at least once a day, or any time the water has sat unused for more than four hours from any cold water tap by letting it run for 5 minutes. This will help clear out loosened scale from your pipes. The cost for running a faucet for 5 minutes is around one cent. Data shows this is the **most effective method** of reducing lead in tap water.
- Although flushing your plumbing has been proven to be very effective at reducing lead levels, you can also choose to use a water filter certified to remove lead. Upon request, the Water Bureau will provide you with a free water filter pitcher that is certified remove lead. You will be given a 90 day supply of filter cartridge refills. Please contact the Water Bureau at 428-7500 to request your free filter. Find out more on filter certification at [www.nsf.org](http://www.nsf.org)
- **Request a lead test.** After 30 days, the City will perform a *free* test of your tap water for lead. Contact the Water Bureau's Laboratory at (585) 428-6680 Ext 1, or by email to: [watertest@cityofrochester.gov](mailto:watertest@cityofrochester.gov).

#### After 90 days:

Unless your home has entirely new plumbing, and water service lines, we recommend that you continue to take the following simple steps to ensure you are minimizing your exposure to lead:

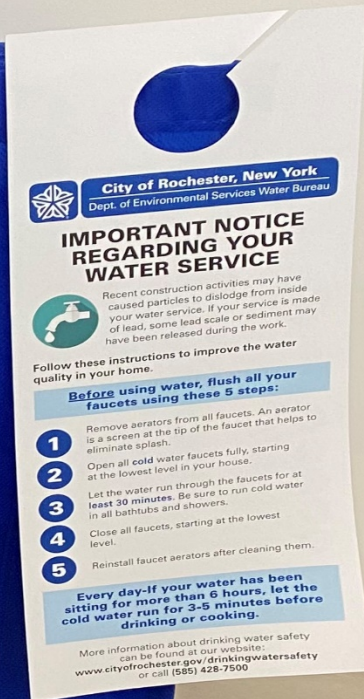
- **Use ONLY Cold Water** –Always use COLD water for drinking, cooking, and preparing baby formula. Hot water dissolves lead more quickly.
- **Flush Your Pipes**– Lead levels are usually at their highest when water has been sitting in the pipe for several hours. Clear your pipes by running the cold water for three to five minutes.
- **Periodically Clean Faucet Screens** – Routinely remove and clean your faucet screens. Screens can accumulate lead and rust particles.
- **Replace Lead Containing Plumbing**– To help identify sources of lead in your plumbing go to <https://www.islr-collaborative.org/identifying-service-line-material.html> or contact a licensed plumber. For a list of licensed plumbers, call the City's Bureau of Buildings and Zoning Permit Office at (585) 428-6526 or go to <http://www.cityofrochester.gov/licensedtrades/>.

#### OTHER SOURCES OF LEAD:

Childhood lead poisoning is nearly always the result of ingesting lead dust from deteriorated lead-based paint in the home. If you suspect you may have lead paint you can make sure your house or apartment is safe from lead hazards by scheduling a FREE lead inspection with the City by calling (585) 428-6520. Additional information is available from the Coalition to Prevent Lead Poisoning: [www.letsmakeleadhistory.org](http://www.letsmakeleadhistory.org).



# Water Filter Pitcher



# Contact & Information

- Concerns or problems should be reported to the Water Bureau Dispatch Office (428-7500), which is staffed 24 hours a day, 7 days a week, 365 days a year.

**585-428-7500**

- Additional information and weekly construction updates will be available at:

**[www.cityofrochester.gov/leadservice](http://www.cityofrochester.gov/leadservice)**





# Questions?

Further questions please contact Nick Wynne at (585)-428-7049  
or [Nicholas.Wynne@cityofrochester.gov](mailto:Nicholas.Wynne@cityofrochester.gov)