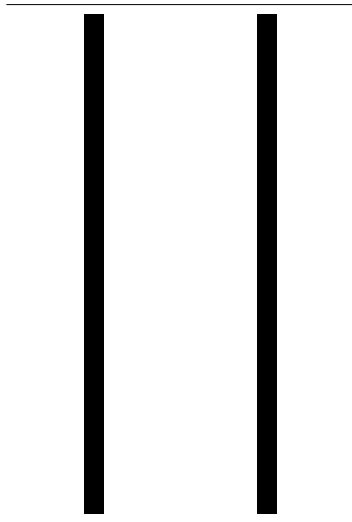



EDGE OF
PAVEMENT (TYP.)




**STANDARD
TYPE S**

TYPE S TO BE USED AT
STOP CONTROLLED
INTERSECTIONS ONLY



**LADDER BAR
STAGGERED TYPE L**

STAGGERED TYPE L TO BE USED
AT SIGNAL CONTROLLED
INTERSECTIONS THAT
DO NOT HAVE HIGH
PEDESTRIAN MOVEMENT



**COMBINED
STAGGERED TYPE LS**

STAGGERED TYPE LS TO BE USED
AT MID-BLOCK CROSSWALKS
AND SIGNAL CONTROLLED
INTERSECTIONS THAT HAVE
HIGH PEDESTRIAN MOVEMENT

NOTES:

1. REFER TO MCDOT STANDARD CROSSWALK MARKING DETAILS FOR DIMENSIONS.
2. THERMOPLASTIC APPLICATION (ITEM NO. 686.01000011) IS TO BE INSTALLED UNLESS DIRECTED BY CITY ENGINEER.

CITY OF ROCHESTER

**TYPICAL
CROSSWALK
MARKINGS**

ISSUED	2-1-18	NON-STANDARD DWG.NO.S686-1
REVISED	8-16-19	