Orchard Street Site
370 Orchard Street
City of Rochester
Monroe County, New York

Phase II Environmental and Geotechnical Assessment Report

Prepared for:

City of Rochester
Division of Environmental Quality
City Hall, Room 300B
30 Church Street,
Rochester, New York

Prepared By:

Lu Engineers
ENVIRONMENTAL • TRANSPORTATION • CIVIL

339 East Avenue, Suite 200
Rochester, NY 14604

November 2021

Lu Project No. 4235-04

Table of Contents

1.0 Introduction 2
2.0 Background Information & Description 2
2.1 Site Location 2
2.2 Site History 2
2.3 Physical Setting 3
2.3.1 Topography 3
2.3.2 Surface Water 3
2.3.3 Land Use 3
2.4 Current Site Conditions 3
2.5 Technical Objectives 4
3.0 Scope of Work 4
4.0 Field Activities 4
4.1 Geophysical survey 4
4.2 Environmental Evaluation 4
4.2.1 Test Pit Excavations 4
4.2.3 Soil Sampling and Analysis 5
4.3 Geotechnical Evaluation 6
5.0 Site Specific Evaluations 6
6.0 Results and Findings 7
6.1 Soil Sample Analytical Results 7
6.2 Geotechnical Assessment Findings 7
7.0 Conclusions and Recommendations 8

Figures

Figure 1 – Site Location Map
Figure 2 – Test Pit Locations and Site Plan
Figure 3 – Analytical Results Map
Figure 4 – Bedrock Surface Map
Figure 5 – Extent and Thickness of Urban Fill
Figure 6 – Geologic Cross Sections

Tables

Table 1 – VOC Soil Sample Results
Table 2 – SVOC Soil Sample Results
Table 3 – Pesticide/Herbicide Soil Sample Results
Table 4 – Metals Soil Sample Results

Attachments

Attachment A – Test Pit Logs
Attachment B – Foundation Design Report
Attachment C – Laboratory Analytical Report

1.0 Introduction

Lu Engineers has prepared this Phase II Environmental and Geotechnical Assessment (PII/Geotech Assessment) Report on behalf of City of Rochester (the City). This report has been prepared in general accordance with DER-10 *"Technical Guidance for Site Investigations and Remediation"* and *"Interim Final Guidance for Conducting Remedial Investigations and Feasibility Studies"* (October 1988-Office of Solid Waste and Emergency Response (OSWER) Directive No. 9355.3-01).

The objective of the work described herein was to define the nature and extent of environmental and/or geotechnical impairment including subsurface contamination, urban fill and/or related concerns relating to redevelopment at 370 Orchard Street (the Site), located in the City of Rochester, Monroe County, New York. All work discussed herein was conducted in accordance with an US Environmental Protection Agency (EPA) approved Phase II Environmental and Geotechnical Assessment Work Plan dated April 2021 (Attachment A).

2.0 Background Information & Description

Several limited investigations have been conducted at the Site to date; Lu Engineers has reviewed data/reports supplied by the City and available information from public records. The findings of the records review are summarized in the sections below.

2.1 Site Location

The subject property is located at 370 Orchard Street in the City of Rochester, New York (Figure 1). According to the City of Rochester Online Zoning Map, the Site is located within an M-1 Industrial area and is comprised of a 0.64-acres rectangular parcel situated near the geographic center of the Lyell-Lake-State Street (LYLAKS) Brownfield Opportunity Area (BOA). The Site is listed as parcel ID 105.75-1-1.

2.2 Site History

The Site has been leased by Adirondack Sports, a stadium and fitness center company, for parking. Historical use of the Site is described in detail in previous assessments and investigations for the Site and surrounding properties. From 2000 through 2020, a series of environmental assessments and investigations were conducted at or nearby the subject Site including:

- Phase I Environmental Site Assessment (ESA), 370 Orchard Street by Day Environmental, Inc. (Day), dated December 2000
- Phase II ESA, 370 Orchard Street by Day, dated March 2001
- Phase I ESA, 350 & 370 Orchard Street and 399 Saxton Street by Day, dated April 2003
- Tank Closure Report by Lu Engineers, dated July 2004
- Remedial Investigation (RI) Work Plan, Former Caribbean Service Station by LaBella Associates, P.C. (LaBella), dated January 2005
- Phase I ESA, 935 Broad Street by LaBella, dated February 2005
- Phase II RI Brownfield Site Assessment by LaBella, dated October 2005
- Additional Work Request 2: Addendum Data Package by LaBella, dated October 2006
- Corrective Action Report New York State Department of Environmental Conservation (NYSDEC) Spill #0270244 by LaBella, dated September 2008
- Phase I ESA, 350 & 370 Orchard Street by Lu Engineers, dated August 2020

Brief descriptions of these investigations and assessments are provided in the EPA approved Work Plan. The most recent Phase I ESA completed for this property in August 2020 identified the following Recognized Environmental Conditions (RECs) relative to the Site due to past activities at the Site or adjacent properties:

- Potentially buried debris associated with prior demolition and removal of on-site structures at 370 Orchard Street.
- Potential impacts from the historical use of adjacent property to the east, addressed as 935 West Broad Street, as a gasoline station and New York State Department of Environmental Conservation (NYSDEC) Spill site.
- Potential impacts from the historical use of adjacent property to the north, addressed as 384 Orchard Street, for coal distribution and storage.
- The presence of a railroad alignment adjacent to the north of the Site.

The Phase II effort and findings described in this report were intended to further characterize the subject property relative to these RECs.

2.3 Physical Setting

The Site is located in the northwestern quadrant of the City of Rochester, approximately 1-mile west of the Genesee River. The City of Rochester is situated in Monroe County, located in western New York, approximately 7-miles south of Lake Ontario.

2.3.1 Topography

The 2019, Rochester West, NY United States Geological Survey (USGS) 7.5-Minute Topographical Map, as well as field visits were used in evaluating the physical setting of the Site. The map shows the area to be flat with an approximate elevation of 510-feet above mean sea level (see Figure 1). Monroe County Light Detection and Ranging (LiDAR) (data collected in 2017) coverage inspected for the subject Site indicate elevations ranging from 508.7 to 510.7-feet above mean sea level (amsl).

2.3.2 Surface Water

No surface water exists on the subject Site. The closest water bodies are the Genesee River and Erie Canal, located 1.2-miles west and 2-miles east of the Site, respectively.

2.3.3 Land Use

The Site and parcels to the immediate north are zoned for industrial use. The parcels on the east side of Orchard Street are primarily zoned for residential use. Properties adjacent to the Site include the following:

- North: Vacant lot; other industrial properties
- East: West Broad Street
- South: residential neighborhood housing
- West: residential neighborhood housing

2.4 Current Site Conditions

The Site is comprised of a vacant lot which is currently owned by the City used for parking under lease to Adirondack Sports, a stadium and recreation center company.

2.5 Technical Objectives

The objective of the assessment was to obtain adequate information on Site soil and/or geotechnical impairment to inform future development. Findings will be used to characterize the Site relative to both environmental and geotechnical conditions. Geotechnical and environmental findings will be used to evaluate the suitability of each property for future development.

All work was conducted in accordance with a USEPA approved Work Plan.

3.0 Scope of Work

The rationale for the selected scope of work is based on the historical and current use of the Site and adjacent properties, investigations conducted at the Site to date, and discussions with the City of Rochester. The work will be conducted in general compliance with "*DER-10 Technical Guidance for Site Investigation and Remediation*," and the USEPA-approved QAPP.

The PII/Geotechnical Assessment will include an evaluation of the nature and extent of potential environmental impacts at the Site. The evaluation will include the following elements:

- Limited Geophysical survey
- Environmental evaluation
- Geotechnical evaluation
- Subsurface soil sampling
- Report development & analysis

Findings of the referenced Scope of Work are discussed in the following sections.

4.0 Field Activities

The following sections present a summary of field activities completed as part of the The PII/Geotechnical Assessment.

4.1 Geophysical survey

Prior to intrusive subsurface work, a geophysical survey was conducted utilizing a MALÅ Geoscience® CX-Ground Penetrating Radar (GPR)™ for the purpose of utility clearance and location of subsurface anomalous features. GPR data was interpreted in the field and locations of subsurface anomalies marked on the ground. In addition to the GPR survey, a UFPO stake-out was called in prior to mobilizing to the Site. Available information from the City of Rochester relative to underground utilities was also reviewed.

4.2 Environmental Evaluation

The selected environmental evaluation methodology was intended to define the nature and extent of environmental impairment associated with the Site including subsurface contamination, urban fill and/or related concerns with the potential to affect future Site development.

4.2.1 Test Pit Excavations

The primary method of investigation was excavation of test pits using a 200-series excavator. On June 03 & 04, 2021, a total of 12 test pits were advanced to bedrock by Trec Environmental Inc. Test pit locations are indicated on the attached Figures.

Soils were logged using the Burmister Classification System and continuously screened for volatile organic compounds (VOCs) by qualified Lu Engineers personnel throughout implementation of the test pit program. Several methods were utilized to detect impacted soil including the use of a MiniRAE 3000® Photoionization Detector (PID) for screening, as well as visual and olfactory observations.

Typical soils encountered included urban fill material consisting of sand and gravel between 1.5 & 5-feet bgs, underlain by lacustrine fine sand and silt with clay lenses. The US Department of Agriculture (USDA) Web Soil Survey classifies Site soils as urban land, which consist of areas that have been so altered or obscured by urban works and structures that identification of the soils is not feasible.

Weathered bedrock cobbles and boulders were also observed at the overburden/bedrock interface at depths ranging from 3 to 6-feet bgs. Bedrock was encountered at depths ranging from 6 to 8-feet bgs. Descriptions and findings observed at each test pit are provided in the attached test pit logs (Attachment A).

Groundwater was not encountered during the PII/Geotechnical Assessment. Based on available information from previous investigations and observation of near Site hydrology, and analysis of topography, a general northeastward groundwater flow direction is inferred.

Staged near-surface material (crushed stone and related) from each test pit was used to restore the ground surface to near original condition. Test pit soils were compacted in 2-foot lifts during backfilling and surface restoration. No backfill or crushed stone was imported as part of the PII/Geotechnical Assessment. No excess material was generated during this process.

4.2.3 Soil Sampling and Analysis

Laboratory analysis of soil samples included volatile organic compounds (VOCs) by EPA Method 8260, semi-volatile organic compounds (SVOCs) by EPA method 8270, metals by EPA Method 6010/7473, polychlorinated biphenyls (PCBs) by EPA Method 8082, pesticides/herbicides by EPA Method 8151, total cyanide by EPA Method 9012, and flashpoint by EPA Method 1010. A comprehensive groundwater evaluation and/or analysis was not conducted as part of this assessment.

Sample methodology was determined based on consultation with the City to ensure adequate characterization relative to potential soil handling and/or disposal in accordance with 6NYCRR Part 375, applicable elements of NYSDEC DER-10, typical Waste Management, Inc. requirements for Urban Soils, EPA requirements and other considerations relating to potential redevelopment and future use.

Soil samples were predominantly selected for laboratory analysis as proposed in the approved work plan, based on the location of the sample relative to past Site or adjacent uses, soil characteristics, PID readings and related conditions suggesting potential environmental impairment, as well as consultation with the City. Refer to the following table for a summary of sample distribution:

Environmental Concern Laboratory Analysis	Former Dwellings	Railroad Alignment	Adjacent Impacts	Site-Wide Characterization	Totals[1]
VOCs	2	2	3	--	7
SVOCs	2	1	1	1*	5
Metals	2	1	1	--	4
PCBs	--	2	--	1*	3
Pesticides	--	1	--	1*	2
Total Cyanide	--	1	--	--	1
Flashpoint	--	1	1	--	2

1 Does not include laboratory control samples
* Indicates composite sample with TP-06 from 350 Orchard Street

One (1) of the metals samples proposed for Site-wide characterization was not collected for analysis as outlined in the work plan due to the lack of evidence observed during the test pit investigation. A second flashpoint sample was also obtained for analysis beyond the single sample presented in the approved work plan, which had been intended for potential impact characterization. The second flashpoint sample was obtained to ensure complete preliminary characterization of ash and cinders identified during the test pit investigation at TP-10 and 11. Deviations from the proposed sampling plan were discussed approved by the City prior to sample submittal.
All laboratory analysis was completed by an appropriately certified environmental laboratory. Refer to approved Work Plan and QAPP for a detailed explanation of sampling (including laboratory control samples and duplicates) and analytical methodology. Sampling not previously outlined in the approved Work Plan and QAPP was completed based on coordination with and approval by the City.

4.3 Geotechnical Evaluation

Foundation Design, PC was contracted to conduct a geotechnical evaluation concurrently with Lu Engineers' test pit implementation. Geotechnical findings will be used to evaluate the suitability of each property for future development. Findings of the geotechnical evaluation are discussed in Section 6.2. No additional test pit locations were recommended by Foundation Design for the assessment.

5.0 Site Specific Evaluations

The following table provides details on the findings of the test pit program, as well as the type and depths of sampling accomplished during the PII/Geotech Assessment:

Test Pit ID	Test Pit Depth	Sample Depth	Peak PID Readings	Observations	Laboratory Analysis
TP-01	7.5	2.5’	50.2 ppm	Presumed urban fill from 6 inches to 2-feet bgs. Gray stained soils, petroleum odor at 2-feet bgs.	VOCs, SVOCs, Metals, Flashpoint
TP-02	7.0	--	0.0 ppm	Apparent native soils; no fill present	--
TP-03	8.0	1.5’	0.0 ppm	Apparent native soils; no fill present	VOCs
TP-04	7.5	--	0.0 ppm	Presumed urban fill from 6 inches to 1-feet bgs.	--
TP-05	7.0	0.5’	0.0 ppm	Apparent native soils; no fill present	SVOCs, Pesticides/Herbicides, PCBs (composite with TP-06
TP-06	7.0	1’	0.0 ppm	Apparent native soils; no fill present	VOCs, SVOCs, Metals (composite with TP-07)
TP-07	7.0	4’	0.0 ppm	Apparent native soils; no fill present	Metals (composite with TP-06)
TP-08	7.0	2.5’	0.0 ppm	Construction and demolition debris from 6 inches to 3-feet bgs.	VOCs, SVOCs, Metals (composite with TP-09)
TP-09	7.0	1.5’	0.0 ppm	Apparent native soils; no fill present	Metals (composite with TP-08)
TP-10	6.0	1’	0.0 ppm	Apparent native soils; no fill present	VOCs, SVOCs, PCBs, Metals, Pesticides/Herbicides, Flashpoint, Total CN- (composite with TP-11)
TP-11	7.0	1’	0.0 ppm	Ash and cinders at 2 to 3-feet bgs.	VOCs, SVOCs, PCBs, Metals, Pesticides/Herbicides, Flashpoint, Total CN- (composite with TP-11)
TP-12	7.0	2’	0.0 ppm	Metal fragments at 1 to 2-feet bgs.	VOCs

6.0 Results and Findings

The following sections summarize the findings of the environmental and geotechnical components of the Site assessment.

6.1 Soil Sample Analytical Results

Soil sample analytical results were compared to 6 New York Codes, Rules, and Regulations (6 NYCRR) Part 375-6.8(a) Unrestricted Use Soil Cleanup Objectives (SCOs), as well as Part 375-6.8(b) Restricted Use SCOs and Protection of Groundwater Standards. Analytical results are summarized in the attached Tables and Figure 3.

SVOC Results

Soils from TP-06 exhibited multiple exceedances of Restricted Use SCOs.

- Benzo(a)pyrene was detected in exceedance of Industrial Use criteria at concentrations of 1,100 parts per billion (ppb).
- Benzo(b)fluoranthene and Indeno(1,2,3-cd)pyrene were detected in exceedance of Restricted-Residential Use criteria at a concentration of 1,000 and 740 ppb, respectively.

None of the other analyzed samples indicated exceedances of regulatory criteria for SVOCs.

Metals Results

The composite soil sample collected from TP-10 + TP-11 exhibited multiple exceedances of Unrestricted Use SCOs.

- Copper, lead, and mercury were all detected at concentrations of 62.2, 152, and 0.182 ppm, respectively.

None of the other analyzed samples indicated exceedances of regulatory criteria for metals.

VOC Results

None of the analyzed samples indicated exceedances of regulatory criteria for VOCs. It is noted that the chlorinated VOC (cVOC) tetrachloroethene (PCE) was detected at levels below regulatory criteria in all samples analyzed for VOCs (TP-01, 03, 06, 08, 10 11 and 12). Trichloroethene (TCE) was also identified in each VOC sample at levels below regulatory criteria with the exceptions of TP-01 and TP-12. No source or past site use associated with cVOCs has been identified relative to the subject property.

No exceedances were detected for remaining samples analyzed for pesticides, herbicides, PCBs, flashpoint, or total cyanide.

6.2 Geotechnical Assessment Findings

Foundation Design concluded that existing soils and urban fill may not be acceptable to support structures during redevelopment. It is recommended that potential future structures be supported on spread footings bearing on newly imported structural fill or native soils.

Additionally, the following geotechnical recommendations are made relative to potential Site redevelopment:

- Remove surface topsoil, old foundations, and demolition debris/fill material from former building areas. Undercuts should extend at least 5-feet beyond the edge of any new structural footings.
- Existing fill material can remain in place, provided it is beneath pavement with a 6 to 12-inch thick additional subbase layer.
- Imported fill material should conform or be similar to NYSDOT Item 304.12 (No. 2 crusher run). On-Site soils can be re-used as structural fill at the discretion of the geotechnical engineer.
- Spread footings can be supported at regular bearing pressures. Heavy loaded structures may have to be supported by the underlying bedrock.

A copy of the Foundation Design Conceptual Geotechnical Evaluation Report is included as Attachment B.

7.0 Conclusions and Recommendations

The field investigation, geotechnical and laboratory analytical findings provided by this assessment identified geotechnical and environmental conditions typical of urban land with historical rail, residential and commercial uses. Elevated concentrations of regulated metals and SVOCs are consistent with the former presence of dwellings and associated long-term human activities. No release or disposal of hazardous or other regulated wastes is suggested by the findings of this assessment. Proposed redevelopment of the subject property will require consideration of geotechnically unsuitable material as well as management of excavated soils to ensure compliance with all applicable regulatory requirements.

In addition to being deemed geotechnically unsuitable for future construction, demolition debris and associated fill material exhibited sporadic exceedances of applicable regulatory criteria. These soils will require characterization, excavation, and disposal at an appropriately permitted receiving facility. Alternatively, excess soils from future redevelopment could remain on-Site as landscaping, or be transported off-Site under a NYSDEC Beneficial Use Determination (BUD). Estimated quantities of site materials likely to require special handling during future redevelopment are evaluated relative to potential costs in Section 8.0, Opinion of Probable Cost.

Lu Engineers also recommends the following course of action for the referenced Site to ensure compliance with all applicable regulatory criteria:

- Installation of a sub slab depressurization system (SSDS) beneath newly constructed buildings.
- Development of a Site Management Plan (SMP) which would include:
    - An Excavation Work Plan outlining procedure(s) for possible additional soils analyses on excess materials as well as confirmatory sampling of excavation bottoms and sidewalls once excavation has been completed. The SMP should also define proper handling and disposal of impacted soil that may be encountered.
    - A Health and Safety Plan
    - A SSDS monitoring plan

8.0 Opinion of Probable Cost

The following table includes Lu Engineers' preliminary estimated costs relative to environmental considerations for potential future development within the subject property. It is noted that the following estimates assume that removal and disposal of all geotechnically unsuitable soils will be necessary. As discussed in Section 7.0, alternatives to disposal should be carefully evaluated including both on-site and off-site re-use in compliance with applicable regulations to ensure that waste generation and associated costs are reduced to the extent possible.

Item	Volume	Yards/Ton	Quantity	Unit	Unit Cost	Estimated Total
Disposal of environmentally unsuitable material	145 yards[1]	1.8	261	Tons	$ 28.00	$ 7,308.00
Disposal of urban fill and geotechnically unsuitable soils	up to 3000 yards	1.7	5950	Tons	$ 28.00	$ 166,600.00
Transportation of unsuitable soils	up to 3145 yards	1.8	5661	Tons	$ 13.00	$ 73,593.00
Additional Analytical Sampling VOCs	--	--	2	Sample	$ 45.00	$ 90.00
Additional Analytical Sampling SVOCs	--	--	2	Sample	$ 95.00	$ 190.00
Additional Analytical Sampling Metals	--	--	2	Sample	$ 60.00	$ 120.00
Additional Analytical Sampling Pesticides	--	--	2	Sample	$ 70.00	$ 140.00
Additional Analytical Sampling PCBs	--	--	2	Sample	$ 45.00	$ 90.00
Additional Analytical Sampling Total CN-	--	--	1	Sample	$ 16.00	$ 16.00
Additional Analytical Sampling Ignitability	--	--	1	Sample	$ 16.00	$ 16.00
Additional Analytical Sampling PFAS/PFOAS and 1,4 Dioxane	--	--	2	Sample	$ 325.00	$ 650.00
Total Non-Engineering Costs	--	--	--	--	--	$ 248,813.00
Engineering Fees	--	--	10	%	--	$ 24,881.30
Total Estimated Environmental Costs for Development	--	--	--	--	--	$ 273,694.30

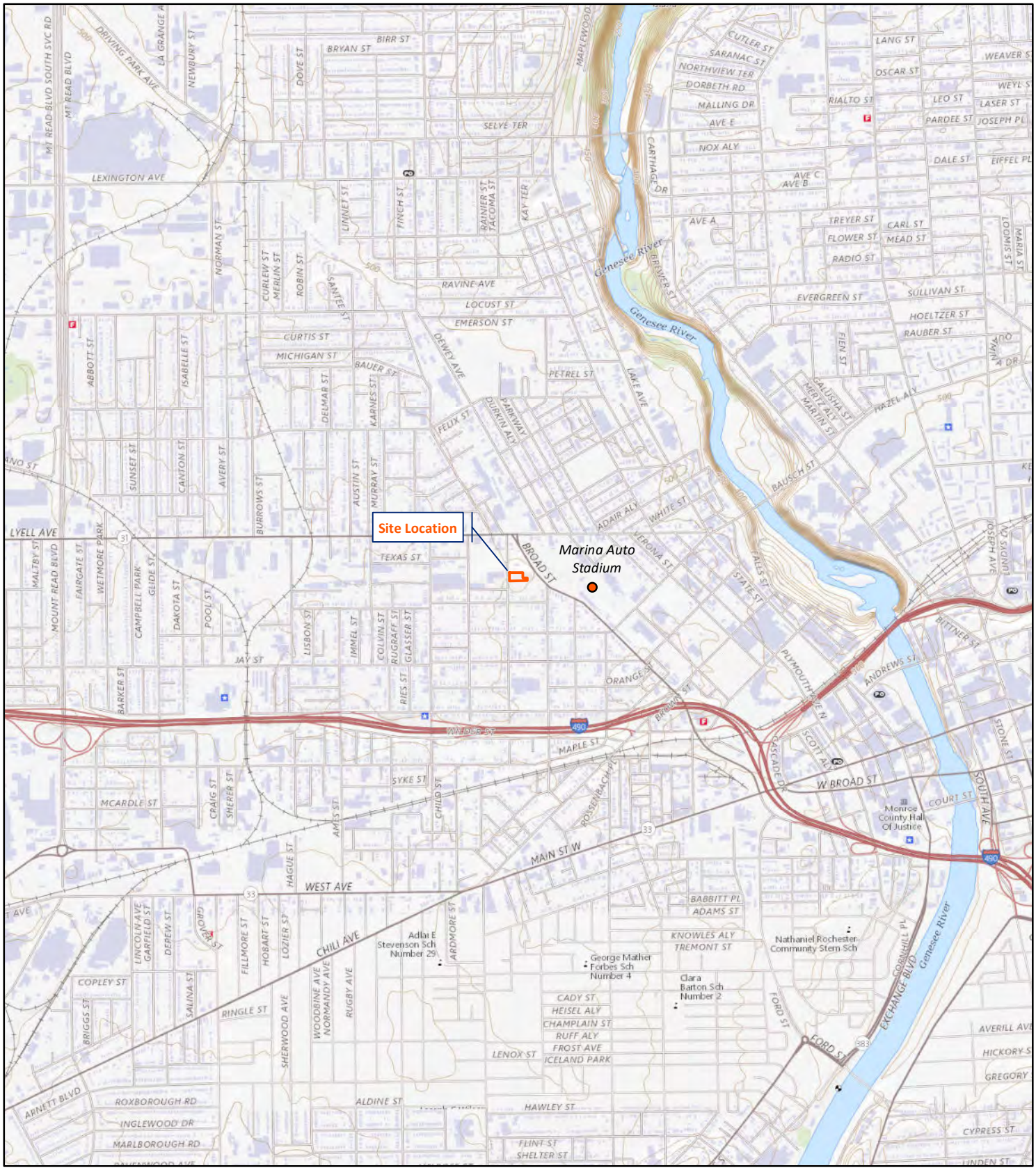

Scale 1: 24,000

Contour Interval: 10-feet

1,000 0 1,000 2,000 4,000

Feet

N

Lu Engineers
ENVIRONMENTAL • TRANSPORTATION • CIVIL

Figure 1. Site Location Map
370 Orchard Street
City of Rochester
Monroe County, NY

DATE: November 2021
PROJECT #: 4235-04
DRAWN/CHECKED: BGS/GLA
DATA SOURCE: ESRI Online Basemap



Lu Engineers
ENVIRONMENTAL • TRANSPORTATION • CIVIL

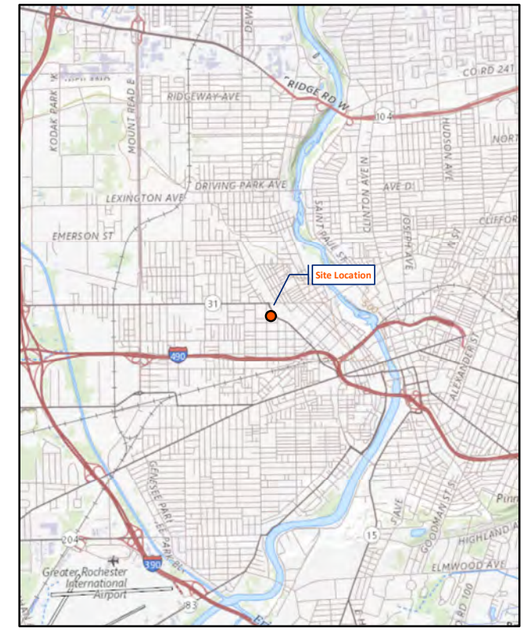

Figure 2.
Site Plan and Existing Grade

Project:
City of Rochester
Phase II/Geotechnical Site Assessment

Location:
370 Orchard Street
City of Rochester, Monroe County, NY

Legend

- Site Boundary
- Monroe County Tax Parcel
- 1862 Sanborn Map Structure
- 1935 Platt Map Structure
- Test Pit (Analytical Sample)
- Elevation Contour (0.25-foot)

1 inch = 25 feet
0 12.5 25 50 Feet

N

Drawn/Checked By:	BGS/GLA
Lu Project Number:	4235-04
Date:	September 2021

Notes:
1. Coordinate System: NAD 1983 State Plane NY West FIPS 3103 Feet
2. Orthoimagery (October 2019) downloaded from Pictometry
3. 1862 Sanborn from Library of Congress
4. Scale: 1:300 (original document size 11"x17")

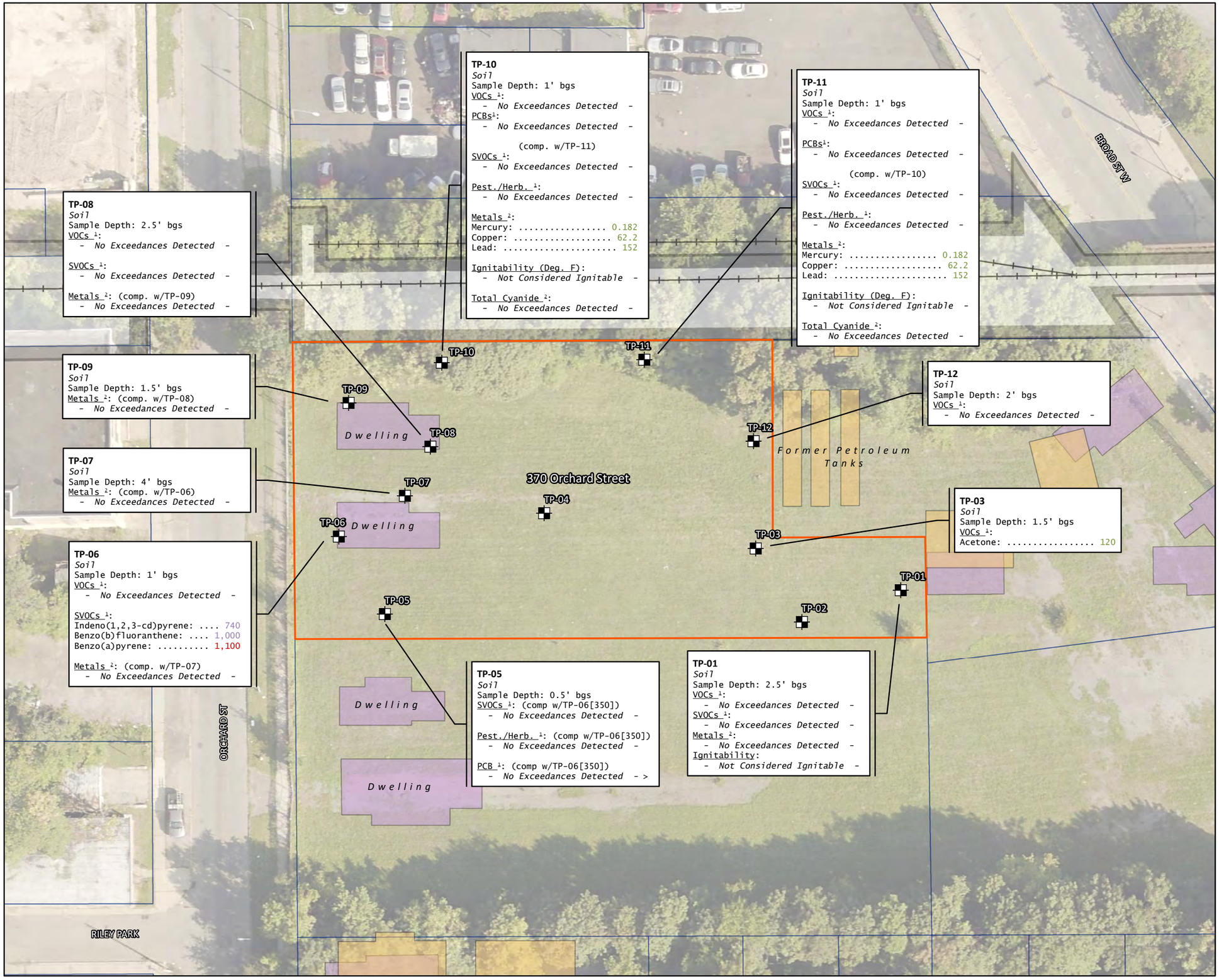

Lu Engineers
ENVIRONMENTAL • TRANSPORTATION • CIVIL

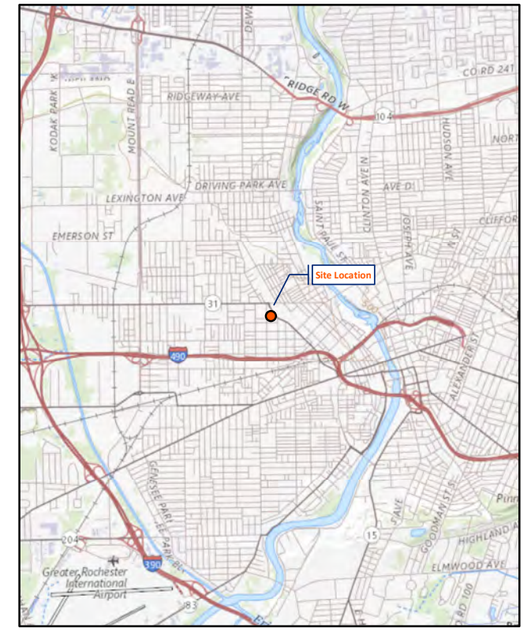

Figure 3.
Analytical Results Map

Project:
City of Rochester
Phase II/Geotechnical Site Assessment

Location:
370 Orchard Street
City of Rochester, Monroe County, NY

FLOUR CITY-FLOWER CITY-CITY OF ROCHESTER, N.Y.

Legend

- Site Boundary
- Monroe County Tax Parcel
- 1862 Sanborn Map Structure
- 1935 Platt Map Structure
- Test Pit (Analytical Sample)

Notes:
1: Results indicated in ppb
2: Results indicated in ppm
TEXT: Results exceed Unrestricted Use SCOs
TEXT: Results exceed Residential Use SCOs
TEXT: Results exceed Restricted-Resiential Use SCOs
TEXT: Results exceed Commercial Use SCOs
TEXT: Results exceed Industrial Use SCOs
* Result exceeds Protection of Groundwater Standards

1 inch = 40 feet
0 20 40 80 Feet

N

Drawn/Checked By:	BGS/GLA
Lu Project Number:	4235-04
Date:	September 2021

Notes:
1. Coordinate System: NAD 1983 State Plane NY West FIPS 3103 Feet
2. Orthoimagery (October 2019) downloaded from Pictometry
3. 1862 Sanborn from Library of Congress
4. Scale: 1:300 (original document size 11"x17")

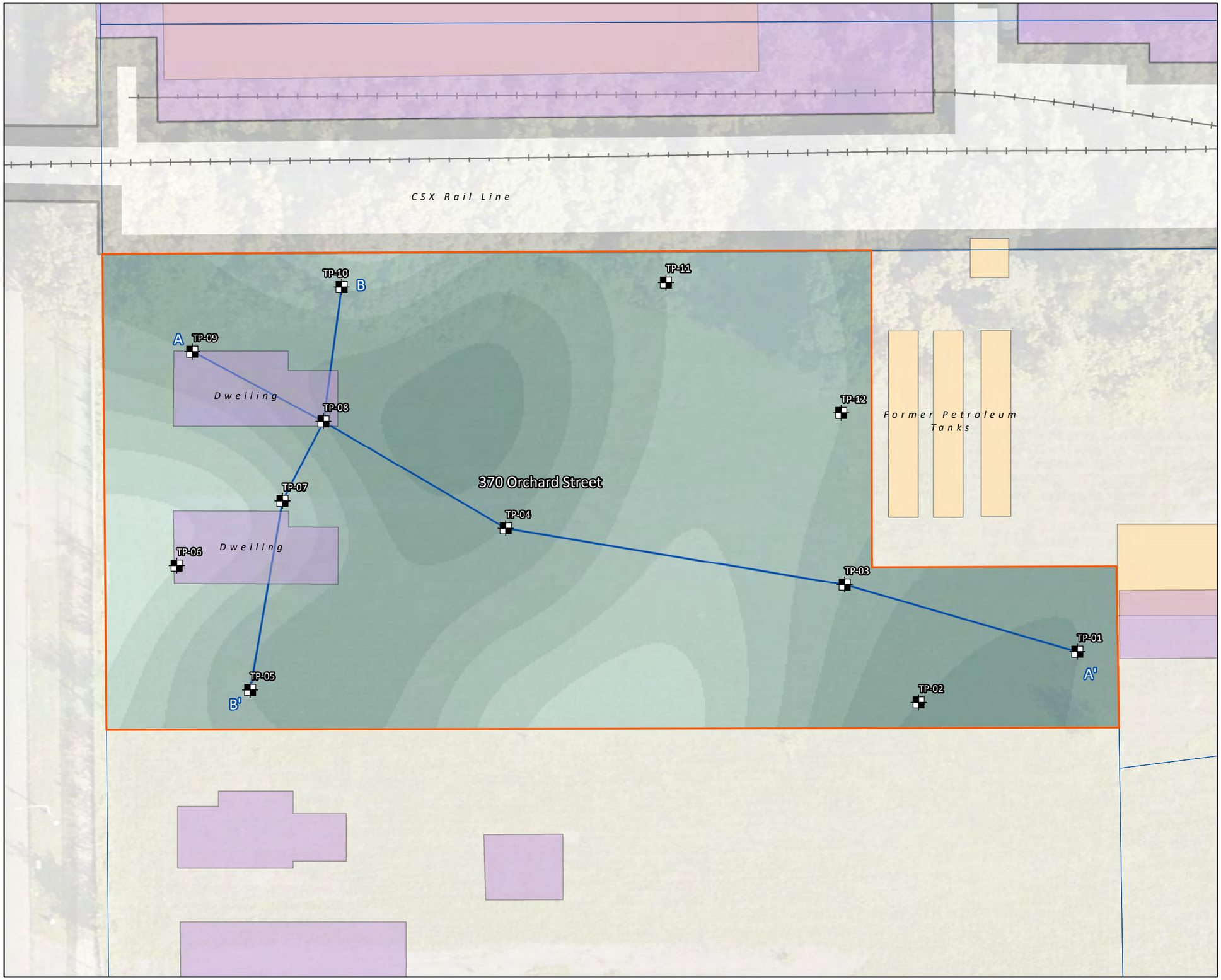

Lu Engineers
ENVIRONMENTAL • TRANSPORTATION • CIVIL

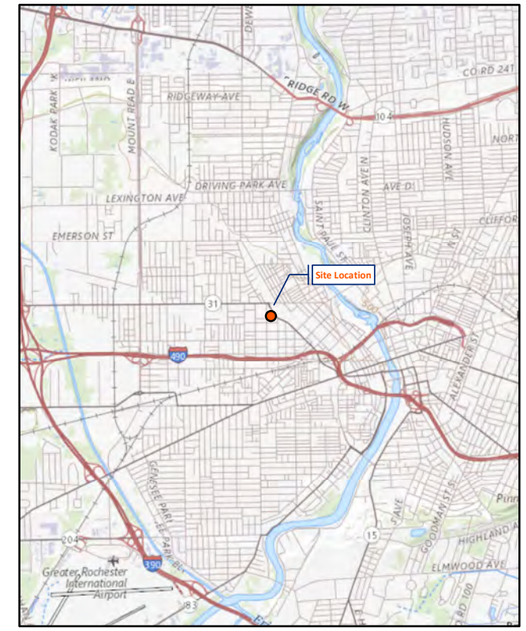

Figure 4.
Bedrock Surface Map

Project:
City of Rochester
Phase II + Geotechnical Assessment

Location:
370 Orchard Street
City of Rochester, Monroe County, NY

Legend

- Site Boundary
- Monroe County Tax Parcel
- 1862 Sanborn Map Structure
- 1935 Platt Map Structure
- Test Pit (Analytical Sample)
- Elevation Contour (0.25-foot)

Depth to Bedrock
5.5'
8.5'

1 inch = 25 feet
0 12.5 25 50 Feet

N

Drawn/Checked By:	BGS/GLA
Lu Project Number:	4235-04
Date:	September 2021

Notes:
1. Coordinate System: NAD 1983 State Plane NY West FIPS 3103 Feet
2. Orthoimagery (October 2019) downloaded from Pictometry
3. Elevation from Monroe County LiDAR web download
4. Scale: 1:300 (original document size 11"x17")

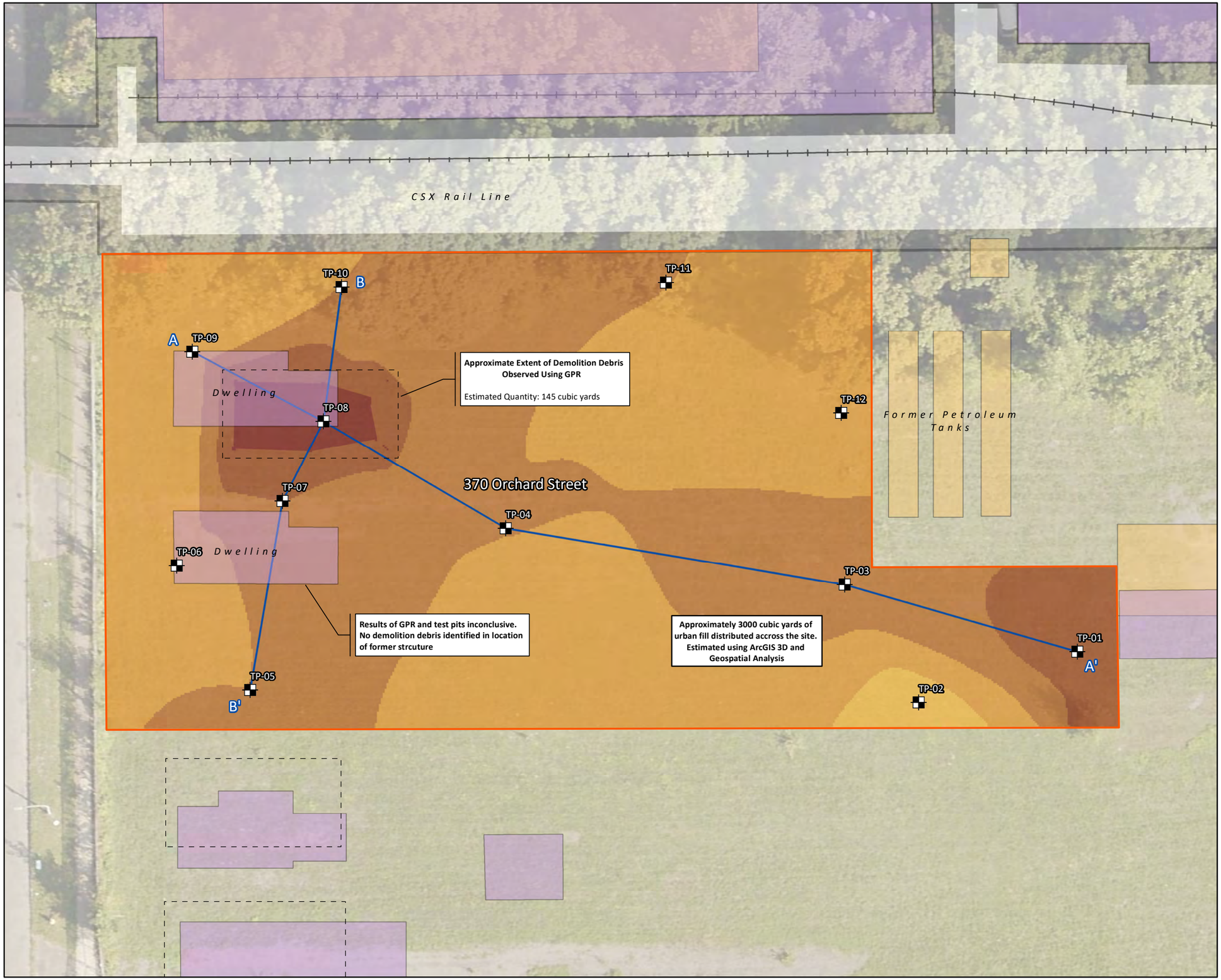

Lu Engineers
ENVIRONMENTAL • TRANSPORTATION • CIVIL

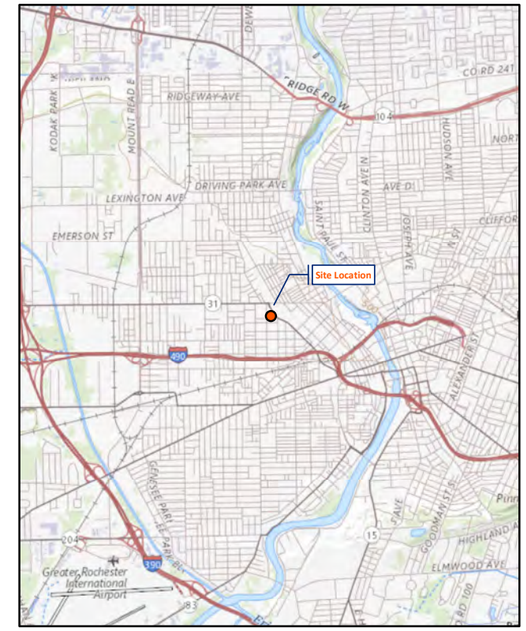

Figure 5.
Extent and Thickness of Urban Fill

Project:
City of Rochester
Phase II + Geotechnical Assessment

Location:
370 Orchard Street
City of Rochester, Monroe County, NY

Legend

- Site Boundary
- Monroe County Tax Parcel
- 1862 Sanborn Map Structure
- 1935 Platt Map Structure
- Test Pit (Analytical Sample)
- Elevation Contour (0.25-foot)

Fill Thickness
- 0.5 - 1.0'
- 1.0 - 1.5'
- 1.5 - 2.0'
- 2.0 - 2.5'
- 2.5 - 3.0'
- 3.0 - 3.5'
- 3.5 - 4.0'

1 inch = 25 feet
0 12.5 25 50 Feet
N

Drawn/Checked By:	BGS/GLA
Lu Project Number:	4235-04
Date:	September 2021

Notes:
1. Coordinate System: NAD 1983 State Plane NY West FIPS 3103 Feet
2. Orthoimagery (October 2019) downloaded from Pictometry
3. Elevation from Monroe County LiDAR web download
4. Scale: 1:300 (original document size 11"x17")

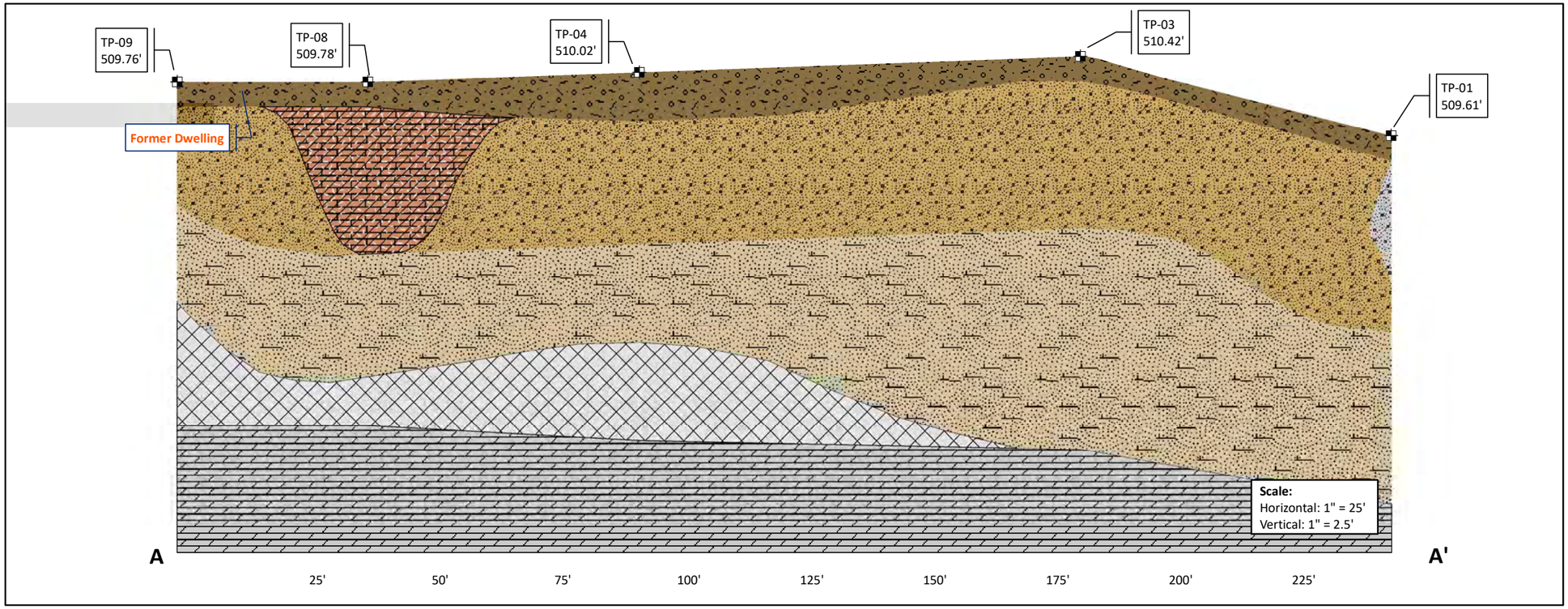

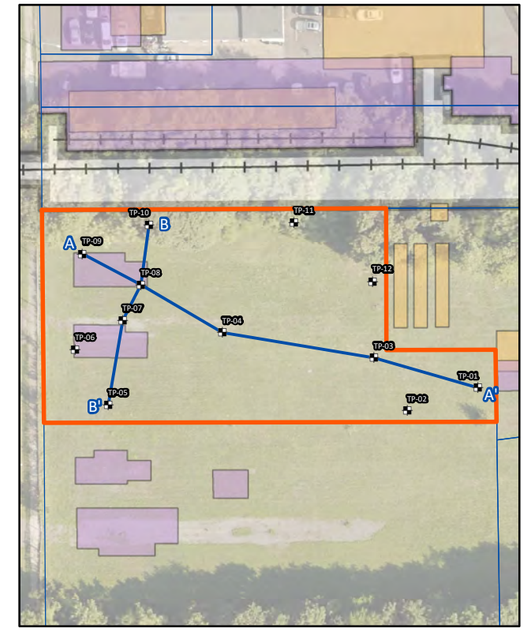

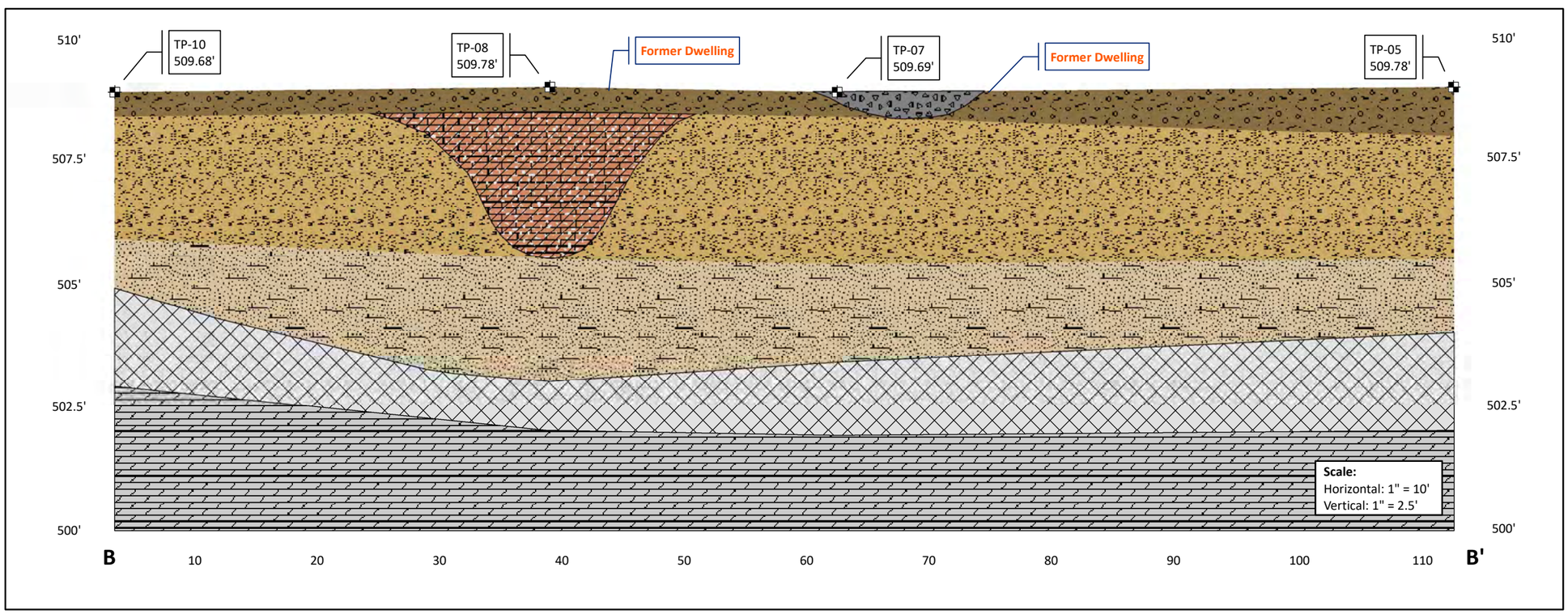

Lu Engineers
ENVIRONMENTAL • TRANSPORTATION • CIVIL

Figure 6.
Geologic Cross Sections

Project:
City of Rochester
Phase II + Geotechnical Assessment

Location:
370 Orchard Street
City of Rochester, Monroe County, NY

Legend

- Topsoil
- Asphalt and Subbase
- Urban Fill
- Demolition Debris
- Native Lacustine Soils
- Weathered Bedrock Cobbles and Boulders
- Dolostone Bedrock

Drawn/Checked By:	BGS/GLA
Lu Project Number:	4235-04
Date:	September 2021

Notes:
1. Coordinate System: NAD 1983 State Plane NY West FIPS 3103 Feet
2. Orthoimagery (October 2019) downloaded from Pictometry
3. Elevation from Monroe County LiDAR web download
4. Scale: 1:300 (original document size 11"x17")

Tables

370 Orchard Street
Phase II Environmental and Geotechnical Site Assessment
Soil Sample Analytical Results

Table 1: VOC Soil Sample Analytical Results

Detected Parameters[1]	Unrestricted Use[2]	Residential Use[3]	Restricted-Residential Use[3]	Commercial Use[3]	Industrial Use[3]	Protection of Groundwater[4]	Sample ID:	TP-01	TP-03	TP-06	TP-08	TP-10	TP-11	TP-12	TP-05+06	TP-06+07	TP-08+09	TP-10+11
							Address:	370 Orchard	370 Orchard	370 Orchard	370 Orchard	370 Orchard	370 Orchard	370 Orchard	370/350 Orchard	370 Orchard	370 Orchard	370 Orchard
							Sample Depth:	2.5'	1.5'	1'	2.5'	1'	1'	2'	0.5'	0.5-1'	1.5-2.5'	1'
							Sample Date:	6/3/2021	6/3/2021	6/4/2021	6/4/2021	6/4/2021	6/4/2021	6/4/2021	6/4/2021	6/4/2021	6/4/2021	6/4/2021
Volatile Organic Compounds (VOCs)																		
1,1,1-Trichloroethane (TCA)	680	100,000	100,000	500,000	1,000,000	680	ppb	< 5.9	< 6.3	< 6.3	< 5.9	< 5.4	< 6.3	< 5.6	NA	NA	NA	NA
1,1,2,2-Tetrachloroethane	--	--	--	--	--	--	ppb	**2.0 J**	< 6.3	< 6.3	< 5.9	< 5.4	< 6.3	< 5.6	NA	NA	NA	NA
1,1,2-Trichloroethane	--	--	--	--	--	--	ppb	< 5.9	< 6.3	< 6.3	< 5.9	< 5.4	< 6.3	< 5.6	NA	NA	NA	NA
1,1,2-Trichloro-1,2,2-trifluoroethane	--	--	--	--	--	--	ppb	< 5.9	< 6.3	< 6.3	< 5.9	< 5.4	< 6.3	< 5.6	NA	NA	NA	NA
1,1-Dichloroethane (1,1-DCA)	270	19,000	26,000	240,000	480,000	270	ppb	< 5.9	< 6.3	< 6.3	< 5.9	< 5.4	< 6.3	< 5.6	NA	NA	NA	NA
1,1-Dichloroethene (1,1-DCE)	330	100,000	100,000	500,000	1,000,000	330	ppb	< 5.9	< 6.3	< 6.3	< 5.9	< 5.4	< 6.3	< 5.6	NA	NA	NA	NA
1,2,3-Trichlorobenzene	--	--	--	--	--	--	ppb	< 5.9	< 6.3	< 6.3	< 5.9	< 5.4	< 6.3	< 5.6	NA	NA	NA	NA
1,2,4-Trichlorobenzene	--	--	--	--	--	--	ppb	< 5.9	< 6.3	< 6.3	< 5.9	< 5.4	< 6.3	< 5.6	NA	NA	NA	NA
1,2-Dibromo-3-chloropropane (DBCP)	--	--	--	--	--	--	ppb	< 5.9	< 6.3	< 6.3	< 5.9	< 5.4	< 6.3	< 5.6	NA	NA	NA	NA
1,2-Dibromoethane	--	--	--	--	--	--	ppb	< 5.9	< 6.3	< 6.3	< 5.9	< 5.4	< 6.3	< 5.6	NA	NA	NA	NA
1,2-Dichlorobenzene	1,100	100,000	100,000	500,000	1,000,000	1,100	ppb	< 5.9	< 6.3	< 6.3	< 5.9	< 5.4	< 6.3	< 5.6	NA	NA	NA	NA
1,2-Dichloroethane	20	2,300	3,100	30,000	60,000	20	ppb	< 5.9	< 6.3	< 6.3	< 5.9	< 5.4	< 6.3	< 5.6	NA	NA	NA	NA
1,2-Dichloropropane	--	--	--	--	--	--	ppb	< 5.9	< 6.3	< 6.3	< 5.9	< 5.4	< 6.3	< 5.6	NA	NA	NA	NA
1,3-Dichlorobenzene	2,400	17,000	49,000	280,000	560,000	2,400	ppb	< 5.9	< 6.3	< 6.3	< 5.9	< 5.4	< 6.3	< 5.6	NA	NA	NA	NA
1,4-Dichlorobenzene	1,800	9,800	13,000	130,000	250,000	1,800	ppb	< 5.9	< 6.3	< 6.3	< 5.9	< 5.4	< 6.3	< 5.6	NA	NA	NA	NA
1,4-Dioxane	100	9,800	13,000	130,000	250,000	100	ppb	< 120	< 130	< 130	< 120	< 110	< 130	< 110	NA	NA	NA	NA
2-Butanone (MEK)	120	100,000	100,000	500,000	1,000,000	120	ppb	< 5.9	< 6.3	< 6.3	< 5.9	< 5.4	< 6.3	< 5.6	NA	NA	NA	NA
2-Hexanone	--	--	--	--	--	--	ppb	< 5.9	< 6.3	< 6.3	< 5.9	< 5.4	< 6.3	< 5.6	NA	NA	NA	NA
4-Methyl-2-pentanone	--	--	--	--	--	--	ppb	< 5.9	< 6.3	< 6.3	< 5.9	< 5.4	< 6.3	< 5.6	NA	NA	NA	NA
Acetone	50	100,000	100,000	500,000	1,000,000	50	ppb	**10**	**7.7**	< 6.3	**8.5**	< 5.4	< 6.3	< 5.6	NA	NA	NA	NA
Benzene	60	2,900	4,800	44,000	89,000	60	ppb	< 5.9	< 6.3	< 6.3	< 5.9	< 5.4	< 6.3	< 5.6	NA	NA	NA	NA
Bromochloromethane	--	--	--	--	--	--	ppb	< 5.9	< 6.3	< 6.3	< 5.9	< 5.4	< 6.3	< 5.6	NA	NA	NA	NA
Bromodichloromethane	--	--	--	--	--	--	ppb	< 5.9	< 6.3	< 6.3	< 5.9	< 5.4	< 6.3	< 5.6	NA	NA	NA	NA
Bromoform	--	--	--	--	--	--	ppb	< 5.9	< 6.3	< 6.3	< 5.9	< 5.4	< 6.3	< 5.6	NA	NA	NA	NA
Bromomethane	--	--	--	--	--	--	ppb	< 5.9	< 6.3	< 6.3	< 5.9	< 5.4	< 6.3	< 5.6	NA	NA	NA	NA
Carbon Disulfide	--	--	--	--	--	--	ppb	< 5.9	< 6.3	< 6.3	< 5.9	< 5.4	< 6.3	< 5.6	NA	NA	NA	NA
Carbon Tetrachloride	760	1,400	2,400	22,000	44,000	760	ppb	< 5.9	< 6.3	< 6.3	< 5.9	< 5.4	< 6.3	< 5.6	NA	NA	NA	NA
Chlorobenzene	1,100	100,000	100,000	500,000	1,000,000	1,100	ppb	< 5.9	< 6.3	< 6.3	< 5.9	< 5.4	< 6.3	< 5.6	NA	NA	NA	NA
Chloroethane	--	--	--	--	--	--	ppb	< 5.9	< 6.3	< 6.3	< 5.9	< 5.4	< 6.3	< 5.6	NA	NA	NA	NA
Chloroform	370	10,000	49,000	350,000	700,000	370	ppb	< 5.9	< 6.3	< 6.3	< 5.9	< 5.4	< 6.3	< 5.6	NA	NA	NA	NA
Chloromethane	--	--	--	--	--	--	ppb	< 5.9	< 6.3	< 6.3	< 5.9	< 5.4	< 6.3	< 5.6	NA	NA	NA	NA
Cyclohexane	--	--	--	--	--	--	ppb	**0.40 J**	< 6.3	< 6.3	< 5.9	< 5.4	< 6.3	< 5.6	NA	NA	NA	NA
Dibromochloromethane	--	--	--	--	--	--	ppb	< 5.9	< 6.3	< 6.3	< 5.9	< 5.4	< 6.3	< 5.6	NA	NA	NA	NA
Dichlorodifluoromethane (CFC 12)	--	--	--	--	--	--	ppb	< 5.9	< 6.3	< 6.3	< 5.9	< 5.4	< 6.3	< 5.6	NA	NA	NA	NA
Dichloromethane	--	--	--	--	--	--	ppb	< 5.9	< 6.3	< 6.3	< 5.9	< 5.4	< 6.3	< 5.6	NA	NA	NA	NA
Ethylbenzene	1,000	30,000	41,000	390,000	780,000	1,000	ppb	< 5.9	< 6.3	< 6.3	< 5.9	< 5.4	< 6.3	< 5.6	NA	NA	NA	NA
Isopropylbenzene (Cumene)	--	--	--	--	--	--	ppb	**0.52 J**	< 6.3	< 6.3	< 5.9	< 5.4	< 6.3	< 5.6	NA	NA	NA	NA
Methyl Acetate	--	--	--	--	--	--	ppb	< 5.9	< 6.3	< 6.3	< 5.9	< 5.4	< 6.3	< 5.6	NA	NA	NA	NA
Methyl tert-Butyl Ether	930	62,000	100,000	500,000	1,000,000	930	ppb	< 5.9	< 6.3	< 6.3	< 5.9	< 5.4	< 6.3	< 5.6	NA	NA	NA	NA
Methylcyclohexane	--	--	--	--	--	--	ppb	**3.7 J**	< 6.3	< 6.3	< 5.9	< 5.4	< 6.3	< 5.6	NA	NA	NA	NA
Styrene	--	--	--	--	--	--	ppb	< 5.9	< 6.3	< 6.3	< 5.9	< 5.4	< 6.3	< 5.6	NA	NA	NA	NA
Tetrachloroethene (PCE)	1,300	10,000	21,000	150,000	300,000	1,300	ppb	**1.0 J**	**1.7 J**	**39**	**15**	**5.6**	**170**	**1.3 J**	NA	NA	NA	NA
Toluene	700	100,000	100,000	500,000	1,000,000	700	ppb	< 5.9	< 6.3	< 6.3	< 5.9	< 5.4	< 6.3	< 5.6	NA	NA	NA	NA
Trichloroethene (TCE)	470	10,000	21,000	200,000	400,000	470	ppb	< 5.9	**0.69 J**	**0.61 J**	**0.46 J**	**0.44 J**	**2.3 J**	< 5.6	NA	NA	NA	NA
Trichlorofluoromethane (CFC 11)	--	--	--	--	--	--	ppb	< 5.9	< 6.3	< 6.3	< 5.9	< 5.4	< 6.3	< 5.6	NA	NA	NA	NA
Vinyl Chloride	20	210	900	13,000	27,000	20	ppb	< 5.9	< 6.3	< 6.3	< 5.9	< 5.4	< 6.3	< 5.6	NA	NA	NA	NA
cis-1,2-Dichloroethene	250	59,000	100,000	500,000	1,000,000	250	ppb	< 5.9	< 6.3	< 6.3	< 5.9	< 5.4	< 6.3	< 5.6	NA	NA	NA	NA
cis-1,3-Dichloropropene	--	--	--	--	--	--	ppb	< 5.9	< 6.3	< 6.3	< 5.9	< 5.4	< 6.3	< 5.6	NA	NA	NA	NA
m,p-Xylenes	260	100,000	100,000	500,000	1,000,000	1,600	ppb	< 12	< 13	< 13	< 12	< 11	< 13	< 11	NA	NA	NA	NA
o-Xylene	260	100,000	100,000	500,000	1,000,000	1,600	ppb	< 5.9	< 6.3	< 6.3	< 5.9	< 5.4	< 6.3	< 5.6	NA	NA	NA	NA
trans-1,2-Dichloroethene	190	100,000	100,000	500,000	1,000,000	190	ppb	< 5.9	< 6.3	< 6.3	< 5.9	< 5.4	< 6.3	< 5.6	NA	NA	NA	NA
trans-1,3-Dichloropropene	--	--	--	--	--	--	ppb	< 5.9	< 6.3	< 6.3	< 5.9	< 5.4	< 6.3	< 5.6	NA	NA	NA	NA

Notes

1 – Results compared to *'6 NYCRR Part 375 Environmental Remedial Programs'* Soil Cleanup Objectives (SCOs)

2 – Table 6.8(a) Unrestricted Use SCOs

3 – Table 6.8(b) Restricted Use SCOs: Industrial Use

4 – Table 6.8(b) Restricted Use SCOs: Protection of Groundwater

ppb: Parts per billion

< : Results not detected above minimum laboratory quantitation limit

Results exceed Unrestricted Use SCOs

Results exceed Residential Use SCOs

Results exceed Restricted-Residential Use SCOs

Results exceed Commercial Use SCOs

Results exceed Industrial Use SCOs

* Results exceed Protection of Groundwater SCOs

J: Estimated value due to either being a Tentatively Identified Compound (TIC) or that the concentration is between the MRL and the MDL

Lu Engineers

ENVIRONMENTAL • TRANSPORTATION • CIVIL

370 Orchard Street
Phase II Environmental and Geotechnical Assessment
Soil Sample Analytical Results

Table 2: SVOC Soil Sample Analytical Results

Detected Parameters[1]	Unrestricted Use[2]	Residential Use[3]	Restricted-Residential Use[3]	Commercial Use[3]	Industrial Use[3]	Protection of Groundwater[4]	Sample ID:	TP-01	TP-03	TP-06	TP-08	TP-10	TP-11	TP-12	TP-05+06	TP-06+07	TP-08+09	TP-10+11
							Address:	370 Orchard	370 Orchard	370 Orchard	370 Orchard	370 Orchard	370 Orchard	370 Orchard	370/350 Orchard	370 Orchard	370 Orchard	370 Orchard
							Sample Depth:	2.5'	1.5'	1'	2.5'	1'	1'	2'	0.5'	0.5-1'	1.5-2.5'	1'
							Sample Date:	6/3/2021	6/3/2021	6/4/2021	6/4/2021	6/4/2021	6/4/2021	6/4/2021	6/4/2021	6/4/2021	6/4/2021	6/4/2021
Semi-Volatile Organic Compounds (SVOCs)																		
1,2,4,5-Tetrachlorobenzene	--	--	--	--	--	--	ppb	< 380	NA	< 420	< 390	NA	NA	NA	< 390	NA	NA	< 360
1,4-Dioxane	--	--	--	--	--	--	ppb	< 78	NA	< 86	< 80	NA	NA	NA	< 79	NA	NA	< 74
2,3,4,6-Tetrachlorophenol	--	--	--	--	--	--	ppb	< 380	NA	< 420	< 390	NA	NA	NA	< 390	NA	NA	< 360
2,4,5-Trichlorophenol	--	--	--	--	--	--	ppb	< 380	NA	< 420	< 390	NA	NA	NA	< 390	NA	NA	< 360
2,4,6-Trichlorophenol	--	--	--	--	--	--	ppb	< 380	NA	< 420	< 390	NA	NA	NA	< 390	NA	NA	< 360
2,4-Dichlorophenol	--	--	--	--	--	--	ppb	< 380	NA	< 420	< 390	NA	NA	NA	< 390	NA	NA	< 360
2,4-Dimethylphenol	--	--	--	--	--	--	ppb	< 380	NA	< 420	< 390	NA	NA	NA	< 390	NA	NA	< 360
2,4-Dinitrophenol	--	--	--	--	--	--	ppb	< 2,000	NA	< 2,200	< 2,000	NA	NA	NA	< 2,000	NA	NA	< 1,900
2,4-Dinitrotoluene	--	--	--	--	--	--	ppb	< 380	NA	< 420	< 390	NA	NA	NA	< 390	NA	NA	< 360
2,6-Dinitrotoluene	--	--	--	--	--	--	ppb	< 380	NA	< 420	< 390	NA	NA	NA	< 390	NA	NA	< 360
2-Chloronaphthalene	--	--	--	--	--	--	ppb	< 380	NA	< 420	< 390	NA	NA	NA	< 390	NA	NA	< 360
2-Chlorophenol	--	--	--	--	--	--	ppb	< 380	NA	< 420	< 390	NA	NA	NA	< 390	NA	NA	< 360
2-Methylnaphthalene	--	--	--	--	--	--	ppb	< 380	NA	< 420	< 390	NA	NA	NA	< 390	NA	NA	< 360
2-Methylphenol	--	--	--	--	--	--	ppb	< 380	NA	< 420	< 390	NA	NA	NA	< 390	NA	NA	< 360
2-Nitroaniline	--	--	--	--	--	--	ppb	< 2,000	NA	< 2,200	< 2,000	NA	NA	NA	< 2,000	NA	NA	< 1,900
2-Nitrophenol	--	--	--	--	--	--	ppb	< 380	NA	< 420	< 390	NA	NA	NA	< 390	NA	NA	< 360
3,3'-Dichlorobenzidine	--	--	--	--	--	--	ppb	< 380	NA	< 420	< 390	NA	NA	NA	< 390	NA	NA	< 360
3- and 4-Methylphenol Coelution	--	--	--	--	--	--	ppb	< 380	NA	< 420	< 390	NA	NA	NA	< 390	NA	NA	< 360
3-Nitroaniline	--	--	--	--	--	--	ppb	< 2,000	NA	< 2,200	< 2,000	NA	NA	NA	< 2,000	NA	NA	< 1,900
4,6-Dinitro-2-methylphenol	--	--	--	--	--	--	ppb	< 2,000	NA	< 2,200	< 2,000	NA	NA	NA	< 2,000	NA	NA	< 1,900
4-Bromophenyl Phenyl Ether	--	--	--	--	--	--	ppb	< 380	NA	< 420	< 390	NA	NA	NA	< 390	NA	NA	< 360
4-Chloro-3-methylphenol	--	--	--	--	--	--	ppb	< 380	NA	< 420	< 390	NA	NA	NA	< 390	NA	NA	< 360
4-Chloroaniline	--	--	--	--	--	--	ppb	< 380	NA	< 420	< 390	NA	NA	NA	< 390	NA	NA	< 360
4-Chlorophenyl Phenyl Ether	--	--	--	--	--	--	ppb	< 380	NA	< 420	< 390	NA	NA	NA	< 390	NA	NA	< 360
4-Nitroaniline	--	--	--	--	--	--	ppb	< 2,000	NA	< 2,200	< 2,000	NA	NA	NA	< 2,000	NA	NA	< 1,900
4-Nitrophenol	--	--	--	--	--	--	ppb	< 2,000	NA	< 2,200	< 2,000	NA	NA	NA	< 2,000	NA	NA	< 1,900
Acenaphthene	20,000	100,000	100,000	500,000	1,000,000	98,000	ppb	< 380	NA	< 420	< 390	NA	NA	NA	< 390	NA	NA	< 360
Acenaphthylene	100,000	100,000	100,000	500,000	1,000,000	107,000	ppb	< 380	NA	< 420	< 390	NA	NA	NA	< 390	NA	NA	< 360
Acetophenone	--	--	--	--	--	--	ppb	< 380	NA	< 420	< 390	NA	NA	NA	< 390	NA	NA	< 360
Anthracene	100,000	100,000	100,000	500,000	1,000,000	1,000,000	ppb	< 380	NA	**170 J**	< 390	NA	NA	NA	< 390	NA	NA	< 360
Atrazine	--	--	--	--	--	--	ppb	< 380	NA	< 420	< 390	NA	NA	NA	< 390	NA	NA	< 360
Benz(a)anthracene	1,000	1,000	1,000	5,600	11,000	1,000	ppb	**190 J**	NA	**740**	< 390	NA	NA	NA	**100 J**	NA	NA	< 360
Benzaldehyde	--	--	--	--	--	--	ppb	< 2,000	NA	< 2,200	< 2,000	NA	NA	NA	< 2,000	NA	NA	< 1,900
Benzo(a)pyrene	1,000	1,000	1,000	1,000	1,100	22,000	ppb	**220 J**	NA	**1,100**	< 390	NA	NA	NA	**130 J**	NA	NA	< 360
Benzo(b)fluoranthene	1,000	1,000	1,000	5,600	11,000	1,700	ppb	**250 J**	NA	**1,000**	< 390	NA	NA	NA	**140 J**	NA	NA	< 360
Benzo(g,h,i)perylene	100,000	100,000	100,000	500,000	1,000,000	1,000,000	ppb	**180 J**	NA	**870**	< 390	NA	NA	NA	**110 J**	NA	NA	< 360
Benzo(k)fluoranthene	800	1,000	3,900	56,000	110,000	1,700	ppb	**99 J**	NA	**370 J**	< 390	NA	NA	NA	< 390	NA	NA	< 360
Biphenyl	--	--	--	--	--	--	ppb	< 380	NA	< 420	< 390	NA	NA	NA	< 390	NA	NA	< 360
2,2'-Oxybis(1-chloropropane)	--	--	--	--	--	--	ppb	< 380	NA	< 420	< 390	NA	NA	NA	< 390	NA	NA	< 360
Bis(2-chloroethoxy)methane	--	--	--	--	--	--	ppb	< 380	NA	< 420	< 390	NA	NA	NA	< 390	NA	NA	< 360
Bis(2-chloroethyl) Ether	--	--	--	--	--	--	ppb	< 380	NA	< 420	< 390	NA	NA	NA	< 390	NA	NA	< 360
Bis(2-ethylhexyl) Phthalate	--	--	--	--	--	--	ppb	**150 J**	NA	< 640	< 600	NA	NA	NA	< 590	NA	NA	< 550
Butyl Benzyl Phthalate	--	--	--	--	--	--	ppb	**49 J**	NA	< 420	< 390	NA	NA	NA	< 390	NA	NA	< 360
Caprolactam	--	--	--	--	--	--	ppb	< 380	NA	< 420	< 390	NA	NA	NA	< 390	NA	NA	< 360
Carbazole	--	--	--	--	--	--	ppb	< 380	NA	< 420	< 390	NA	NA	NA	< 390	NA	NA	< 360
Chrysene	1,000	1,000	3,900	56,000	110,000	1,000	ppb	**220 J**	NA	**720**	< 390	NA	NA	NA	**100 J**	NA	NA	< 360
Di-n-butyl Phthalate	--	--	--	--	--	--	ppb	< 380	NA	< 420	< 390	NA	NA	NA	< 390	NA	NA	< 360
Di-n-octyl Phthalate	--	--	--	--	--	--	ppb	< 380	NA	< 420	< 390	NA	NA	NA	< 390	NA	NA	< 360
Dibenz(a,h)anthracene	330	330	330	560	1,100	1,000,000	ppb	< 380	NA	**150**	< 390	NA	NA	NA	< 390	NA	NA	< 360
Dibenzofuran	--	--	--	--	--	--	ppb	< 380	NA	< 420	< 390	NA	NA	NA	< 390	NA	NA	< 360
Diethyl Phthalate	--	--	--	--	--	--	ppb	< 380	NA	< 420	< 390	NA	NA	NA	< 390	NA	NA	< 360
Dimethyl Phthalate	--	--	--	--	--	--	ppb	< 380	NA	< 420	< 390	NA	NA	NA	< 390	NA	NA	< 360
Fluoranthene	100,000	100,000	100,000	500,000	1,000,000	1,000,000	ppb	**400**	NA	**1,400**	< 390	NA	NA	NA	**180 J**	NA	NA	< 360
Fluorene	30,000	100,000	100,000	500,000	1,000,000	386,000	ppb	< 380	NA	< 420	< 390	NA	NA	NA	< 390	NA	NA	< 360
Hexachlorobenzene	--	--	--	--	--	--	ppb	< 380	NA	< 420	< 390	NA	NA	NA	< 390	NA	NA	< 360
Hexachlorobutadiene	--	--	--	--	--	--	ppb	< 380	NA	< 420	< 390	NA	NA	NA	< 390	NA	NA	< 360
Hexachlorocyclopentadiene	--	--	--	--	--	--	ppb	< 380	NA	< 420	< 390	NA	NA	NA	< 390	NA	NA	< 360
Hexachloroethane	--	--	--	--	--	--	ppb	< 380	NA	< 420	< 390	NA	NA	NA	< 390	NA	NA	< 360
Indeno(1,2,3-cd)pyrene	500	500	500	5,600	11,000	8,200	ppb	**160 J**	NA	**740**	< 390	NA	NA	NA	< 390	NA	NA	< 360
Isophorone	--	--	--	--	--	--	ppb	< 380	NA	< 420	< 390	NA	NA	NA	< 390	NA	NA	< 360
N-Nitrosodi-n-propylamine	--	--	--	--	--	--	ppb	< 380	NA	< 420	< 390	NA	NA	NA	< 390	NA	NA	< 360
N-Nitrosodiphenylamine	--	--	--	--	--	--	ppb	< 380	NA	< 420	< 390	NA	NA	NA	< 390	NA	NA	< 360
Naphthalene	12,000	100,000	100,000	500,000	1,000,000	12,000	ppb	< 380	NA	< 420	< 390	NA	NA	NA	< 390	NA	NA	< 360
Nitrobenzene	--	--	--	--	--	--	ppb	< 380	NA	< 420	< 390	NA	NA	NA	< 390	NA	NA	< 360
Pentachlorophenol (PCP)	800	2,400	6,700	6,700	55,000	800	ppb	< 2,000	NA	< 2,200	< 2,000	NA	NA	NA	< 2,000	NA	NA	< 1,900
Phenanthrene	100,000	100,000	100,000	500,000	1,000,000	1,000,000	ppb	**240 J**	NA	**610**	< 390	NA	NA	NA	**74 J**	NA	NA	< 360
Phenol	330	100,000	100,000	500,000	1,000,000	3,300	ppb	< 380	NA	< 420	< 390	NA	NA	NA	< 390	NA	NA	< 360
Pyrene	100,000	100,000	100,000	500,000	1,000,000	1,000,000	ppb	**360 J**	NA	**1,600**	< 390	NA	NA	NA	**160 J**	NA	NA	< 360

Notes

1 – Results compared to *'6 NYCRR Part 375 Environmental Remedial Programs'* Soil Cleanup Objectives (SCOs)

2 – Table 6.8(a) Unrestricted Use SCOs

3 – Table 6.8(b) Restricted Use SCOs: Industrial Use

4 – Table 6.8(b) Restricted Use SCOs: Protection of Groundwater

ppb: Parts per billion

< : Results not detected above minimum laboratory quantitation limit

	Results exceed Unrestricted Use SCOs
	Results exceed Residential Use SCOs
	Results exceed Restricted-Residential Use SCOs
	Results exceed Commercial Use SCOs
	Results exceed Industrial Use SCOs
*	Results exceed Protection of Groundwater SCOs

J: Estimated value due to either being a Tentatively Identified Compound (TIC)
or that the concentration is between the MRL and the MDL

Lu Engineers
ENVIRONMENTAL • TRANSPORTATION • CIVIL

370 Orchard Street
Phase II Environmental and Geotechnical Site Assessment
Soil Sample Analytical Results

Table 3: Pesticide, Herbicide, and PCB Soil Sample Analytical Results

Detected Parameters[1]	Unrestricted Use[2]	Residential Use[3]	Restricted-Residential Use[3]	Commercial Use[3]	Industrial Use[3]	Protection of Groundwater[4]	Sample ID:	TP-01	TP-03	TP-06	TP-08	TP-10	TP-11	TP-12	TP-05+06	TP-06+07	TP-08+09	TP-10+11
							Address:	370 Orchard	370 Orchard	370 Orchard	370 Orchard	370 Orchard	370 Orchard	370 Orchard	370/350 Orchard	370 Orchard	370 Orchard	370 Orchard
							Sample Depth:	2.5'	1.5'	1'	2.5'	1'	1'	2'	0.5'	0.5-1'	1.5-2.5'	1'
							Sample Date:	6/3/2021	6/3/2021	6/4/2021	6/4/2021	6/4/2021	6/4/2021	6/4/2021	6/4/2021	6/4/2021	6/4/2021	6/4/2021
Pesticides																		
4,4'-DDD	3.3	2,600	13,000	92,000	180,000	14,000	ppb	NA	NA	NA	NA	NA	NA	NA	< 2.0	NA	NA	< 1.9
4,4'-DDE	3.3	1,800	8,900	62,000	120,000	17,000	ppb	NA	NA	NA	NA	NA	NA	NA	< 2.0	NA	NA	< 1.9
4,4'-DDT	3.3	1,700	7,900	47,000	94,000	136,000	ppb	NA	NA	NA	NA	NA	NA	NA	< 2.0	NA	NA	< 1.9
Aldrin	5	19	97	680	1,400	190	ppb	NA	NA	NA	NA	NA	NA	NA	< 2.0	NA	NA	< 1.9
Dieldrin	5	39	200	1,400	2,800	100	ppb	NA	NA	NA	NA	NA	NA	NA	< 2.0	NA	NA	< 1.9
Endosulfan I	2,400	4,800	24,000	200,000	920,000	102,000	ppb	NA	NA	NA	NA	NA	NA	NA	< 2.0	NA	NA	< 1.9
Endosulfan II	2,400	4,800	24,000	200,000	920,000	102,000	ppb	NA	NA	NA	NA	NA	NA	NA	< 2.0	NA	NA	< 1.9
Endosulfan Sulfate	2,400	4,800	24,000	200,000	920,000	1,000,000	ppb	NA	NA	NA	NA	NA	NA	NA	< 2.0	NA	NA	< 1.9
Endrin	14	2,200	11,000	89,000	410,000	60	ppb	NA	NA	NA	NA	NA	NA	NA	< 2.0	NA	NA	< 1.9
Heptachlor	42	420	2,100	15,000	29,000	380	ppb	NA	NA	NA	NA	NA	NA	NA	< 2.0	NA	NA	< 1.9
alpha-BHC	20	97	480	3,400	6,800	20	ppb	NA	NA	NA	NA	NA	NA	NA	< 2.0	NA	NA	< 1.9
alpha-Chlordane	94	910	4,200	24,000	47,000	2,900	ppb	NA	NA	NA	NA	NA	NA	NA	< 2.0	NA	NA	< 1.9
beta-BHC	36	72	360	3,000	14,000	90	ppb	NA	NA	NA	NA	NA	NA	NA	< 2.0	NA	NA	< 1.9
delta-BHC	40	100,000	100,000	500,000	1,000,000	250	ppb	NA	NA	NA	NA	NA	NA	NA	< 2.0	NA	NA	**1.2 J**
gamma-BHC (Lindane)	100	280	1,300	9,200	23,000	100	ppb	NA	NA	NA	NA	NA	NA	NA	< 2.0	NA	NA	< 1.9
Herbicides																		
2,4,5-TP	3,800	58,000	100,000	500,000	1,000,000	3,800	ppb	NA	NA	NA	NA	NA	NA	NA	< 11	NA	NA	< 12
Pentachlorophenol (PCP)	800	2,400	6,700	6,700	55,000	800	ppb	NA	NA	NA	NA	NA	NA	NA	< 11	NA	NA	< 12
Polychlorinated Biphenyls																		
Aroclor 1016	100	1,000	1,000	1,000	25,000	3,200	ppb	NA	NA	NA	NA	< 34	< 43	NA	< 40	NA	NA	NA
Aroclor 1221	100	1,000	1,000	1,000	25,000	3,200	ppb	NA	NA	NA	NA	< 70	< 86	NA	< 81	NA	NA	NA
Aroclor 1232	100	1,000	1,000	1,000	25,000	3,200	ppb	NA	NA	NA	NA	< 34	< 43	NA	< 40	NA	NA	NA
Aroclor 1242	100	1,000	1,000	1,000	25,000	3,200	ppb	NA	NA	NA	NA	< 34	< 43	NA	< 40	NA	NA	NA
Aroclor 1248	100	1,000	1,000	1,000	25,000	3,200	ppb	NA	NA	NA	NA	< 34	< 43	NA	< 40	NA	NA	NA
Aroclor 1254	100	1,000	1,000	1,000	25,000	3,200	ppb	NA	NA	NA	NA	< 34	< 43	NA	< 40	NA	NA	NA
Aroclor 1260	100	1,000	1,000	1,000	25,000	3,200	ppb	NA	NA	NA	NA	< 34	< 43	NA	< 40	NA	NA	NA

Notes

1 – Results compared to *'6 NYCRR Part 375 Environmental Remedial Programs'* Soil Cleanup Objectives (SCOs)

2 – Table 6.8(a) Unrestricted Use SCOs

3 – Table 6.8(b) Restricted Use SCOs: Industrial Use

4 – Table 6.8(b) Restricted Use SCOs: Protection of Groundwater

ppb: Parts per billion

< : Results not detected above minimum laboratory quantitation limit

	Results exceed Unrestricted Use SCOs
	Results exceed Residential Use SCOs
	Results exceed Restricted-Residential Use SCOs
	Results exceed Commercial Use SCOs
	Results exceed Industrial Use SCOs
*	Results exceed Protection of Groundwater SCOs

J: Estimated value due to either being a Tentatively Identified Compound (TIC) or that the concentration is between the MRL and the MDL

Lu Engineers
ENVIRONMENTAL • TRANSPORTATION • CIVIL

370 Orchard Street
Phase II Environmental and Geotechnical Site Assessment
Soil Sample Analytical Results

Table 4: Metals Soil Sample Analytical Results

Detected Parameters[1]	Unrestricted Use[2]	Residential Use[3]	Restricted-Residential Use[3]	Commercial Use[3]	Industrial Use[3]	Protection of Groundwater[4]	Sample ID:	TP-01	TP-03	TP-06	TP-08	TP-10	TP-11	TP-12	TP-05+06	TP-06+07	TP-08+09	TP-10+11
							Address:	370 Orchard	370 Orchard	370 Orchard	370 Orchard	370 Orchard	370 Orchard	370 Orchard	370/350 Orchard	370 Orchard	370 Orchard	370 Orchard
							Sample Depth:	2.5'	1.5'	1'	2.5'	1'	1'	2'	0.5'	0.5-1'	1.5-2.5'	1'
							Sample Date:	6/3/2021	6/3/2021	6/4/2021	6/4/2021	6/4/2021	6/4/2021	6/4/2021	6/4/2021	6/4/2021	6/4/2021	6/4/2021
Metals																		
Arsenic	13	16	16	16	16	16	ppm	**3.4**	NA	NA	NA	NA	NA	NA	NA	**3.5**	**5.1**	**6.9**
Barium	350	350	400	400	10,000	820	ppm	**45.2**	NA	NA	NA	NA	NA	NA	NA	**44**	**51.9**	**116**
Beryllium	7.2	14	72	590	2,700	820	ppm	**0.269 J**	NA	NA	NA	NA	NA	NA	NA	**0.294 J**	**0.392**	**0.535**
Cadmium	2.5	2.5	4.3	9.3	60	7.5	ppm	**0.224 J**	NA	NA	NA	NA	NA	NA	NA	**0.136 J**	**0.093 J**	**0.256 J**
Mercury	0.18	0.81	0.81	2.8	5.7	0.73	ppm	**0.036 J**	NA	NA	NA	NA	NA	NA	NA	**0.016 J**	**0.026 J**	**0.182**
Chromium, total	--	--	--	--	--	--	ppm	**8.0**	NA	NA	NA	NA	NA	NA	NA	**8.8**	**10.4**	**13.4**
Chromium, hexavalent	1	22	110	400	800	19	ppm	< 0.46	NA	NA	NA	NA	NA	NA	NA	< 0.46	< 0.44	< 0.45
Chromium, trivalent	30	36	180	1,500	6,800	--	ppm	**6.7**	NA	NA	NA	NA	NA	NA	NA	**7.6**	**9.2**	**11.5**
Copper	50	270	270	270	10,000	1,720	ppm	**15.7**	NA	NA	NA	NA	NA	NA	NA	**13.8**	**23.9**	**62.2**
Lead	63	400	400	1,000	3,900	450	ppm	**52.9**	NA	NA	NA	NA	NA	NA	NA	**11.3**	**8.1**	**152**
Manganese	1,600	2,000	2,000	10,000	10,000	2,000	ppm	**367**	NA	NA	NA	NA	NA	NA	NA	**322**	**310**	**575**
Nickel	30	140	310	310	10,000	130	ppm	**7.3**	NA	NA	NA	NA	NA	NA	NA	**7.3**	**9.8**	**11.1**
Selenium	3.9	36	180	1,500	6,800	4	ppm	< 1.1	NA	NA	NA	NA	NA	NA	NA	< 1.1	< 1.0	< 1.2
Silver	2	36	180	1,500	6,800	8.3	ppm	< 1.1	NA	NA	NA	NA	NA	NA	NA	< 1.1	< 1.0	**0.128 J**
Zinc	109	2,200	10,000	10,000	10,000	2,480	ppm	**88.1**	NA	NA	NA	NA	NA	NA	NA	**42.3**	**38.1**	**98.8**
Reactivity																		
Ignitability	--	--	--	--	--	--	Deg. F	> 200	NA	NA	NA	NA	NA	NA	NA	NA	NA	> 200
Cyanide, total	27	27	27	27	10,000	40	ppm	NA	NA	NA	NA	NA	NA	NA	NA	NA	NA	< 0.33

Notes

1 – Results compared to *'6 NYCRR Part 375 Environmental Remedial Programs'* Soil Cleanup Objectives (SCOs)

2 – Table 6.8(a) Unrestricted Use SCOs

3 – Table 6.8(b) Restricted Use SCOs: Industrial Use

4 – Table 6.8(b) Restricted Use SCOs: Protection of Groundwater

ppm: Parts per million

< : Results not detected above minimum laboratory quantitation limit

*: Guidance values for hexavalent chromium

	Results exceed Unrestricted Use SCOs
	Results exceed Residential Use SCOs
	Results exceed Restricted-Residential Use SCOs
	Results exceed Commercial Use SCOs
	Results exceed Industrial Use SCOs
*	Results exceed Protection of Groundwater SCOs

J: Estimated value due to either being a Tentatively Identified Compound (TIC) or that the concentration is between the MRL and the MDL

Lu Engineers
ENVIRONMENTAL • TRANSPORTATION • CIVIL

Attachment A

Test Pit Logs

Lu Engineers ENVIRONMENTAL • TRANSPORTATION • CIVIL	PROJECT Orchard Street Phase II City of Rochester, NY [DRAFT]	TEST PIT ID: TP-01(370) SHEET 1 OF 1 JOB # 4235-03 CHECKED BY:

CONTRACTOR:	Trec Environmental	**TEST PIT LOCATION:**	See Plan
OPERATOR:	KB	**GROUND SURFACE ELEVATION:**	~ 509.5'
JCL PERSONNEL:	BGS, KM	**START DATE:**	06/03/2021
TYPE OF EXCAVATOR:	200-series		

DEPTH	SAMPLE DATA			SOIL DESCRIPTION	PID (PPM)
	SAMPLE ID	DEPTH (FT.)	STRATA CHANGE		
				topsoil	
1			~6-8"	gray stained cmf SAND and SILT little cmf GRAVEL, petroleum odor (fill)	0.0
2					50.2
	TP-01(370)				
3			~3'	brown cmf SAND and SILT little cmf GRAVEL (fill), no odor, dry	0.0
4			~4'	tan mf SAND and SILT some CLAY, no odor, little moist	0.0
5					0.0
6					0.0
7					0.0
				Dolostone bedrock; refusal @ 7.5' bgs	
8					
9					
10					
11					
12					
13					
14					
15					

GENERAL NOTES:

Soil sample collected for VOCs, SVOCs, and metals analyses
Test pit 2 feet wide and 8 feet long

Note:
1) Stratification Lines represent approximate boundary between soil types; transitions may be gradual.
2) PID readings were taken directly on exposed soil
bgs: below ground surface ppm: parts per million

Lu Engineers ENVIRONMENTAL • TRANSPORTATION • CIVIL	**PROJECT** Orchard Street Phase II City of Rochester, NY [DRAFT]	**TEST PIT ID:** TP-02(370) **SHEET** 1 **OF** 1 **JOB #** 4235-03 **CHECKED BY:**

CONTRACTOR: Trec Environmental **TEST PIT LOCATION:** See Plan
OPERATOR: Kurt **GROUND SURFACE ELEVATION:**
JCL PERSONNEL: BGS, KM **START DATE:** 06/03/2021
TYPE OF EXCAVATOR: 200-series

DEPTH	SAMPLE DATA			SOIL DESCRIPTION	PID (PPM)
	SAMPLE ID	DEPTH (FT.)	STRATA CHANGE		
				topsoil	
1			~6-8”	brown cmf SAND and cmf GRAVEL, some SILT, no odor, dry (fill)	0.0
2			~2’	tan mf SAND and SILT some CLAY, no odor, little moist	0.0
3					0.0
4					0.0
5					0.0
6					0.0
7				Dolostone bedrock; refusal @ 7’ bgs	0.0
8					0.0
9					
10					
11					
12					
13					
14					
15					

GENERAL NOTES:

No sample collected
Test pit 2 feet wide and 8 feet long

Note:
1) Stratification Lines represent approximate boundary between soil types; transitions may be gradual.
2) PID readings were taken directly on exposed soil
bgs: below ground surface ppm: parts per million

Lu Engineers ENVIRONMENTAL • TRANSPORTATION • CIVIL	PROJECT Orchard Street Phase II City of Rochester, NY [DRAFT]	TEST PIT ID: TP-03(370) SHEET 1 OF 1 JOB # 4235-03 CHECKED BY:

CONTRACTOR: Trec Environmental	**TEST PIT LOCATION:** See Plan
OPERATOR: Kurt	**GROUND SURFACE ELEVATION:**
JCL PERSONNEL: BGS, KM	**START DATE:** 06/03/2021
TYPE OF EXCAVATOR: 200-series	

DEPTH	SAMPLE DATA			SOIL DESCRIPTION	PID (PPM)
	SAMPLE ID	DEPTH (FT.)	STRATA CHANGE		
				topsoil	
1			~6-8”	brown cmf SAND and cmf GRAVEL, some SILT, no odor, dry (fill)	
	TP-03(370)				0.0
2					
					0.0
3					
			~3.5’	tan mf SAND and SILT, some CLAY, no odor, little moist	0.0
4					
					0.0
5					
					0.0
6					
					0.0
7					
					0.0
8				Dolostone Bedrock; refusal @ 8’ bgs	
9					
10					
11					
12					
13					
14					
15					

GENERAL NOTES:

Sample collected for VOCs analysis
Test pit 2 feet wide and 8 feet long

Note:
1) Stratification Lines represent approximate boundary between soil types; transitions may be gradual.
2) PID readings were taken directly on exposed soil
bgs: below ground surface ppm: parts per million

Lu Engineers ENVIRONMENTAL • TRANSPORTATION • CIVIL	**PROJECT** Orchard Street Phase II City of Rochester, NY [DRAFT]	**TEST PIT ID:** TP-04(370) **SHEET** 1 **OF** 1 **JOB #** 4235-03 **CHECKED BY:**

CONTRACTOR: Trec Environmental **TEST PIT LOCATION:** See Plan
OPERATOR: Kurt **GROUND SURFACE ELEVATION:**
JCL PERSONNEL: BGS, KM **START DATE:** 06/03/2021
TYPE OF EXCAVATOR: 200-series

DEPTH	SAMPLE DATA			SOIL DESCRIPTION	PID (PPM)
	SAMPLE ID	DEPTH (FT.)	STRATA CHANGE		
				topsoil, with crushed asphalt & gravel	
1			~1'	brown cmf SAND and cmf GRAVEL, some SILT, no odor, dry (fill)	0.0
2					0.0
3					0.0
			~3.5'	tan mf SAND and SILT, some CLAY, no odor, little moist	
4					0.0
5					0.0
			~5.5'	similar soils; weathered bedrock cobbles and boulders	
6					0.0
7					0.0
				Dolostone Bedrock; refusal @ 7.5' bgs	
8					
9					
10					
11					
12					
13					
14					
15					

GENERAL NOTES:

No sample collected
Test pit 2 feet wide and 8 feet long

Note:
1) Stratification Lines represent approximate boundary between soil types; transitions may be gradual.
2) PID readings were taken directly on exposed soil
bgs: below ground surface ppm: parts per million

Lu Engineers ENVIRONMENTAL • TRANSPORTATION • CIVIL	**PROJECT** Orchard Street Phase II City of Rochester, NY [DRAFT]	**TEST PIT ID:** TP-05(370) **SHEET** 1 **OF** 1 **JOB #** 4235-03 **CHECKED BY:**

CONTRACTOR: Trec Environmental **TEST PIT LOCATION:** See Plan
OPERATOR: Kurt **GROUND SURFACE ELEVATION:**
JCL PERSONNEL: BGS, KM **START DATE:** 06/03/2021
TYPE OF EXCAVATOR: 200-series

DEPTH	SAMPLE DATA			SOIL DESCRIPTION	PID (PPM)
	SAMPLE ID	DEPTH (FT.)	STRATA CHANGE		
	TP-05(370)			topsoil	
1			~1'	brown cmf SAND and cmf GRAVEL, some SILT, no odor, dry (fill)	0.0
2					0.0
3					0.0
			~3.5'	tan mf SAND and SILT, some CLAY, no odor, little moist	
4					0.0
5			~5'	similar soils; weathered bedrock cobbles and boulders	0.0
6					0.0
7				Dolostone bedrock; refusal @ 7' bgs	
8					
9					
10					
11					
12					
13					
14					
15					

GENERAL NOTES:

Sample collected for SVOCs, pesticides/herbicides, PCBs analyses (composite with TP-06)
Test pit 2 feet wide and 8 feet long

Note:
1) Stratification Lines represent approximate boundary between soil types; transitions may be gradual.
2) PID readings were taken directly on exposed soil
bgs: below ground surface ppm: parts per million

Lu Engineers ENVIRONMENTAL • TRANSPORTATION • CIVIL	PROJECT	TEST PIT ID: TP-06 (370)
	Orchard Street Phase II City of Rochester, NY [DRAFT]	SHEET 1 OF 1 JOB # 4235 CHECKED BY: GLA

CONTRACTOR: TREC Environmental **TEST PIT LOCATION:** SEE PLAN

OPERATOR: Kurt **GROUND SURFACE ELEVATION:**

JCL PERSONNEL: BGS, KM **START DATE:** 06/03/2021

TYPE OF EXCAVATOR: 200-series Excavator

DEPTH	SAMPLE DATA			SOIL DESCRIPTION	PID (PPM)
	SAMPLE ID	DEPTH (FT.)	STRATA CHANGE		
				topsoil	
1	**TP-06(370)**		~6-8"	brown cmf SAND and cmf GRAVEL, some SILT, no odor, dry (fill)	0.0
2					0.0
				tan mf SAND and SILT, some CLAY, no odor, little moist	
3					0.0
4					0.0
5					0.0
				similar soils; weathered bedrock cobbles and boulders	
6					0.0
7				Dolostone bedrock; refusal @ 7' bgs	0.0
8					
9					
10					
11					
12					
13					
14					
15					

GENERAL NOTES:

Sample collected for VOCs, SVOCs, and metals analyses (composite with TP-07)

Test pit 2 feet wide and 8 feet long

Note:

1) Stratification Lines represent approximate boundary between soil types; transitions may be gradual.
2) PID readings were taken directly on exposed soil

bgs: below ground surface ppm: parts per million

Lu Engineers ENVIRONMENTAL • TRANSPORTATION • CIVIL	PROJECT	TEST PIT ID: TP-07 (370)
	Orchard Street Phase II City of Rochester, NY [DRAFT]	SHEET 1 OF 1 JOB # 4235 CHECKED BY: GLA

CONTRACTOR: TREC Environmental **TEST PIT LOCATION:** SEE PLAN

OPERATOR: Kurt **GROUND SURFACE ELEVATION:**

JCL PERSONNEL: BGS, KM **START DATE:** 06/03/2021

TYPE OF EXCAVATOR: 200-series Excavator

DEPTH	SAMPLE DATA			SOIL DESCRIPTION	PID (PPM)
	SAMPLE ID	DEPTH (FT.)	STRATA CHANGE		
				asphalt and subbase	
1			~6-8”	brown cmf SAND and cmf GRAVEL, some SILT, no odor, dry (fill)	0.0
2					0.0
3					0.0
			~3.5’	tan mf SAND and SILT, some CLAY, no odor, little moist	
4	**TP-07(370)**				0.0
5					0.0
			~5.5’	similar soils; weathered bedrock cobbles and boulders	
6					0.0
7				Dolostone bedrock; refusal @ 7’ bgs	
8					
9					
10					
11					
12					
13					
14					
15					

GENERAL NOTES:

Sample collected for metals analysis (composite with TP-06)

Test pit 2 feet wide and 8 feet long

Note:

1) Stratification Lines represent approximate boundary between soil types; transitions may be gradual.
2) PID readings were taken directly on exposed soil

bgs: below ground surface ppm: parts per million

Lu Engineers ENVIRONMENTAL • TRANSPORTATION • CIVIL	**PROJECT** Orchard Street Phase II City of Rochester, NY [DRAFT]	**TEST PIT ID:** TP-08 (370) **SHEET** 1 **OF** 1 **JOB #** 4235 **CHECKED BY:** GLA

CONTRACTOR: TREC Environmental **TEST PIT LOCATION:** SEE PLAN
OPERATOR: Kurt **GROUND SURFACE ELEVATION:**
JCL PERSONNEL: BGS, KM **START DATE:** 06/03/2021
TYPE OF EXCAVATOR: 200-series Excavator

DEPTH	SAMPLE DATA			SOIL DESCRIPTION	PID (PPM)
	SAMPLE ID	DEPTH (FT.)	STRATA CHANGE		
				topsoil	
1			~6-8”	brown cmf SAND and cmf GRAVEL mixed with demolition material; dry, no odor (fill)	0.0
2					0.0
	TP-08 (370)				
3					0.0
			~3.5’	tan mf SAND and SILT, some CLAY, no odor, little moist	
4					0.0
5					0.0
6			~6’	similar soils; weathered bedrock cobbles and boulders	0.0
7				Dolostone bedrock; refusal @ 7’ bgs	
8					
9					
10					
11					
12					
13					
14					
15					

GENERAL NOTES:

Sample collected for VOCs, SVOCs and metals analyses (composite with TP-09)
Test pit 2 feet wide and 8 feet long

Note:
1) Stratification Lines represent approximate boundary between soil types; transitions may be gradual.
2) PID readings were taken directly on exposed soil
bgs: below ground surface ppm: parts per million

Lu Engineers ENVIRONMENTAL • TRANSPORTATION • CIVIL	PROJECT	TEST PIT ID: TP-09 (370)
	Orchard Street Phase II City of Rochester, NY [DRAFT]	SHEET 1 OF 1 JOB # 4235 CHECKED BY: GLA

CONTRACTOR: TREC Environmental **TEST PIT LOCATION:** SEE PLAN

OPERATOR: Kurt **GROUND SURFACE ELEVATION:**

JCL PERSONNEL: BGS, KM **START DATE:** 06/03/2021

TYPE OF EXCAVATOR: 200-series Excavator

DEPTH	SAMPLE DATA			SOIL DESCRIPTION	PID (PPM)
	SAMPLE ID	DEPTH (FT.)	STRATA CHANGE		
				topsoil	
1			~6-8”	brown cmf SAND and cmf GRAVEL, some SILT, no odor, dry (fill)	0.0
	TP-09(370)				
2					0.0
			~2.5’	tan mf SAND and SILT, some CLAY, no odor, little moist	
3					0.0
4					0.0
			~4.5’	similar soils; weathered bedrock cobbles and boulders	
5					0.0
6					0.0
7				Dolostone bedrock; refusal @ 7’ bgs	
8					
9					
10					
11					
12					
13					
14					
15					

GENERAL NOTES:

Sample collected for metals analyses (composite with TP-08)

Test pit 2 feet wide and 8 feet long

Note:

1) Stratification Lines represent approximate boundary between soil types; transitions may be gradual.
2) PID readings were taken directly on exposed soil

bgs: below ground surface ppm: parts per million

Lu Engineers ENVIRONMENTAL • TRANSPORTATION • CIVIL	**PROJECT** Orchard Street Phase II City of Rochester, NY [DRAFT]	**TEST PIT ID:** TP-10(370) **SHEET** 1 **OF** 1 **JOB #** 4235 **CHECKED BY:** GLA

CONTRACTOR: TREC Environmental **TEST PIT LOCATION:** SEE PLAN
OPERATOR: Kurt **GROUND SURFACE ELEVATION:**
JCL PERSONNEL: BGS, KM **START DATE:** 06/03/2021
TYPE OF EXCAVATOR: 200-series Excavator

DEPTH	SAMPLE DATA			SOIL DESCRIPTION	PID (PPM)
	SAMPLE ID	DEPTH (FT.)	STRATA CHANGE		
				topsoil	
1	**TP-10(370)**		~6-8”	brown cmf SAND and cmf GRAVEL, some SILT, no odor, dry (fill)	0.0
2					0.0
3			~3’	tan mf SAND and SILT, some CLAY, no odor, little moist	0.0
4			~4’	similar soils; weathered bedrock cobbles and boulders	0.0
5					0.0
6				Dolostone bedrock; refusal @ 6’ bgs	
7					
8					
9					
10					
11					
12					
13					
14					
15					

GENERAL NOTES:

Sample collected for VOCs, PCBs, and metals analyses (composite with TP-11)
Test pit 2 feet wide and 8 feet long

Note:
1) Stratification Lines represent approximate boundary between soil types; transitions may be gradual.
2) PID readings were taken directly on exposed soil
bgs: below ground surface ppm: parts per million

Lu Engineers ENVIRONMENTAL • TRANSPORTATION • CIVIL	**PROJECT** Orchard Street Phase II City of Rochester, NY [DRAFT]	**TEST PIT ID:** TP-11(370) **SHEET** 1 **OF** 1 **JOB #** 4235 **CHECKED BY:** GLA

CONTRACTOR: TREC Environmental **TEST PIT LOCATION:** SEE PLAN
OPERATOR: Kurt **GROUND SURFACE ELEVATION:**
JCL PERSONNEL: BGS, KM **START DATE:** 06/03/2021
TYPE OF EXCAVATOR: 200-series Excavator

DEPTH	SAMPLE DATA			SOIL DESCRIPTION	PID (PPM)
	SAMPLE ID	DEPTH (FT.)	STRATA CHANGE		
				topsoil	
1	**TP-11(370)**		~1'	ash and cinders, no odor, dry	0.0
			~1.5'	brown cmf SAND and cmf GRAVEL, some SILT, no odor, dry (fill)	
2					0.0
3					0.0
			~3.5'	tan mf SAND and SILT, some CLAY, no odor, dry	
4					0.0
5					0.0
			~5.5'	similar soils; weathered bedrock cobbles and boulders	
6					0.0
7				Dolostone bedrock; refusal @ 7' bgs	
8					
9					
10					
11					
12					
13					
14					
15					

GENERAL NOTES:

Sample collected for VOCs, PCBs, and metals analyses (composite with TP-10)
Test pit 2 feet wide and 8 feet long

Note:
1) Stratification Lines represent approximate boundary between soil types; transitions may be gradual.
2) PID readings were taken directly on exposed soil
bgs: below ground surface ppm: parts per million

Lu Engineers ENVIRONMENTAL • TRANSPORTATION • CIVIL	**PROJECT** Orchard Street Phase II City of Rochester, NY [DRAFT]	**TEST PIT ID:** TP-12(370) **SHEET** 1 **OF** 1 **JOB #** 4235 **CHECKED BY:** GLA

CONTRACTOR: TREC Environmental **TEST PIT LOCATION:** SEE PLAN
OPERATOR: Kurt **GROUND SURFACE ELEVATION:**
JCL PERSONNEL: BGS, KM **START DATE:** 06/03/2021
TYPE OF EXCAVATOR: 200-series Excavator

DEPTH	SAMPLE DATA			SOIL DESCRIPTION	PID (PPM)
	SAMPLE ID	DEPTH (FT.)	STRATA CHANGE		
				topsoil	
1			~6-8”	brown cmf SAND and cmf GRAVEL, some SILT, no odor, dry (fill)	0.0
2	**TP-12(370)**				0.0
3					0.0
				tan mf SAND and SILT, some CLAY, no odor, dry	
4					0.0
5				similar soils; weathered bedrock cobbles and boulders	0.0
6					0.0
7				Dolostone Bedrock; refusal @ 7’ 0”	
8					
9					
10					
11					
12					
13					
14					
15					

GENERAL NOTES:

Sample collected for VOCs analysis
Test pit 2 feet wide and 8 feet long

Note:
1) Stratification Lines represent approximate boundary between soil types; transitions may be gradual.
2) PID readings were taken directly on exposed soil
bgs: below ground surface ppm: parts per million

Foundation Design, P.C.
SOIL • BEDROCK • GROUNDWATER

June 28, 2021

Lu Engineers
339 East Avenue, Suite 200
Rochester, New York 14604

Attention: Greg Andrus, P.G.

Reference: 350 and 370 Orchard Street
Rochester, New York
Conceptual Geotechnical Evaluation, 4982.0

Dear Mr. Andrus:

This report summarizes our conceptual geotechnical evaluation for the two sites located in the City of Rochester. We intend this report exclusively for use on this project. We base this evaluation on our review of U.S.G.S. geologic mapping; new exploration, laboratory testing and consultation with the design team. We understand that the project will consist of new development on two adjoining, one acre ± parcels within the City of Rochester. We address the geotechnical aspects at the sites.

Foundation Design, P.C. was retained to provide the services outlined in our October 19, 2020 *Geotechnical Engineering Proposal, P4626.0R.* These services include reviewing the available soils data, bedrock and groundwater information; and evaluating the data based on a general development concept. This report outlines our findings, conclusions and recommendations. We provide foundation system recommendations. We address site preparation; fill and backfill materials; compaction standards; floor subgrade preparation; seismic design criteria (including site classification); and fill depths.

46A Sager Drive, Rochester, NY 14607 • Tel: 585 458-0824 • Fax: 585 458-3323 • foundationdesignpc.com

The exploration program consisted of 24 test pits at two of the sites. Trec Environmental provided a 200 series excavator for the exploration on June 3rd & June 4th, 2021. The test pits depths ranged between 5'3" and 8'6". Lu Engineering's staff observed the test pit work on a full-time basis, we 'spot-checked' the test pit work. Lu Engineers logged the subsurface profiles at each location and recovered soil samples. Lu Engineers test pit logs and *Test Pit Location Plan* are enclosed.

The following interpretations of the soil, bedrock, and groundwater conditions are based on the test pit data and our site observations. Variations from the inferred subsurface profile are possible. See the attached logs for soil descriptions at the test locations. Call us to the site if variations are encountered during construction so we can assess the impacts on these recommendations.

The lot currently is brush and grass, it is being used as parking for the nearby stadium. Grades are fairly flat. Orchard Street forms the west boundary; CSX railroad tracks forming the northern boundary; Broad street forms the east boundary; and residential homes form the south boundary. Both lots have had numerous pre existing buildings on them.

A typical soil profile consists of topsoil or asphalt, over mixed fill (some locations), native soil, then bedrock. The surface topsoil was six to twelve inches thick, averaging eight inches in thickness. Asphalt/asphalt and gravel was noted at a few locations with depths ranging from 6" to 16". Fill was encountered at eight test locations. Fill soils were generally a sand and gravel with building debris consisting of either concrete, brick, asphalt, metal, ash, cinder, and organics. The underlying native soil consist of a silty sand to sandy silt with varying amounts of clay and boulders/cobbles.

Table No. 1 - Fill Data		
Test Pit Location	**Depth to bottom of fill (ft)**	**Fill description**
TP-01 (370)	4.0	Grey stained soils, petroleum odor
TP-08 (370)	3.0	Sand and Gravel with demolition debris
TP-11 (370)	2.0	Ash/Cinders
TP-12 (370)	3.0	Sand and Gravel with metal fragments
TP-03 (350)	2.5	Grey stained soils, petroleum odor
TP-04 (350)	3.0	Sand and Gravel with bricks
TP-10 (350)	3.5	Demolition Debris
TP-12 (350)	4.0	Demolition Debris

Groundwater was not encountered during exploration. Expect water levels to fluctuate with seasonal changes.

Bedrock was encountered at all the test pits, at depths ranging from 5'3" to 8'6". Geologic mapping shows bedrock as part of the Lockport Group. This formation consists of limestone and dolostone.

We conclude that the existing fill soil is not acceptable for support of new construction. After removal and replacement of the fill, the new buildings can be supported on spread footing foundations bearing on new structural fill or native soil.

We make the following recommendations:

1. Most building uses will require removal of the surface topsoil, old foundations, and deleterious fill material from building areas. The undercuts will need to be extended to at least five feet beyond the edge of any new footings. The geotechnical engineer or representative should observe proof-rolling of subgrades prior to subbase placement to

confirm unsuitable material limits prior to new fill placement. The contractor should provide a loaded ten-wheel truck or similar heavy construction equipment for the proof-rolling. Rework, as directed, areas that rut, weave, quake, or are otherwise deemed to be unsuitable by the geotechnical engineer or representative.

Use an imported material, similar in gradation to NYSDOT Item 304.12 (No. 2 crusher-run stone) for new structural fill. Clean on-site soils could be used as structural fill as weather conditions allow but limited quantities are anticipated. Submit fill sources (including re-use of on-site soils) to the geotechnical engineer for review and approval on a case-by-case basis.

For general planning purposes anticipate that four feet of material will require such removal and replacement within the building footprint.

2. Following the removal and replacement typical structures can be supported on spread footing foundations at 'regular' bearing pressures. Likewise, typical structures will have a slab-on-grade supported on the new fill material.

   More heavily loaded structures or machine foundations may have to be supported on the underlying bedrock, at depths of five to ten feet below grade.

3. The NYS Building Code identifies various seismic design criteria for this project. Use a Site Classification of A (Hard Rock). Based on ASCE 7-16, we recommend using the following seismic design parameters.

Table No. 2 – Seismic Design Parameters					
Spectral Response Acceleration		**Soil Factors**		**Design Spectral Response Acceleration**	
S_S	**S_1**	**S_{MS}**	**S_{M1}**	**SD_s**	**SD_1**
0.161g	0.048g	0.129g	0.039g	0.086g	0.026g

4. The fill can likely remain in place beneath the pavements with a thicker (6 to 12 inch additional) subbase layer.

5. The bedrock (as shallow as five feet in the center of the site) may impact the overall grading, depth of retention/detention ponds, and deeper utility installation.

Foundation Design, P.C.
SOIL • BEDROCK • GROUNDWATER

Attached to the end of this text is a GBA paper entitled *Important Information about Your Geotechnical Engineering Report* that you should read. It describes how we intend this report to be used and discusses risks and risk allocation. We will continue to work cooperatively with you and other interested parties to achieve win/win solutions.

This concludes our preliminary design phase services. We are available to continue to consult with you as the overall design progresses.

Very truly yours,

FOUNDATION DESIGN, P.C.

James M. Baker, P.E.
President
Enc.

STATE OF NEW YORK
JAMES M. BAKER
070615
PROFESSIONAL ENGINEER

Important Information about This

Geotechnical-Engineering Report

Subsurface problems are a principal cause of construction delays, cost overruns, claims, and disputes.

While you cannot eliminate all such risks, you can manage them. The following information is provided to help.

The Geoprofessional Business Association (GBA) has prepared this advisory to help you – assumedly a client representative – interpret and apply this geotechnical-engineering report as effectively as possible. In that way, you can benefit from a lowered exposure to problems associated with subsurface conditions at project sites and development of them that, for decades, have been a principal cause of construction delays, cost overruns, claims, and disputes. If you have questions or want more information about any of the issues discussed herein, contact your GBA-member geotechnical engineer. Active engagement in GBA exposes geotechnical engineers to a wide array of risk-confrontation techniques that can be of genuine benefit for everyone involved with a construction project.

Understand the Geotechnical-Engineering Services Provided for this Report

Geotechnical-engineering services typically include the planning, collection, interpretation, and analysis of exploratory data from widely spaced borings and/or test pits. Field data are combined with results from laboratory tests of soil and rock samples obtained from field exploration (if applicable), observations made during site reconnaissance, and historical information to form one or more models of the expected subsurface conditions beneath the site. Local geology and alterations of the site surface and subsurface by previous and proposed construction are also important considerations. Geotechnical engineers apply their engineering training, experience, and judgment to adapt the requirements of the prospective project to the subsurface model(s). Estimates are made of the subsurface conditions that will likely be exposed during construction as well as the expected performance of foundations and other structures being planned and/or affected by construction activities.

The culmination of these geotechnical-engineering services is typically a geotechnical-engineering report providing the data obtained, a discussion of the subsurface model(s), the engineering and geologic engineering assessments and analyses made, and the recommendations developed to satisfy the given requirements of the project. These reports may be titled investigations, explorations, studies, assessments, or evaluations. Regardless of the title used, the geotechnical-engineering report is an engineering interpretation of the subsurface conditions within the context of the project and does not represent a close examination, systematic inquiry, or thorough investigation of all site and subsurface conditions.

Geotechnical-Engineering Services are Performed for Specific Purposes, Persons, and Projects, and At Specific Times

Geotechnical engineers structure their services to meet the specific needs, goals, and risk management preferences of their clients. A geotechnical-engineering study conducted for a given civil engineer will not likely meet the needs of a civil-works constructor or even a different civil engineer. Because each geotechnical-engineering study is unique, each geotechnical-engineering report is unique, prepared *solely* for the client.

Likewise, geotechnical-engineering services are performed for a specific project and purpose. For example, it is unlikely that a geotechnical-engineering study for a refrigerated warehouse will be the same as one prepared for a parking garage; and a few borings drilled during a preliminary study to evaluate site feasibility will not be adequate to develop geotechnical design recommendations for the project.

Do not rely on this report if your geotechnical engineer prepared it:

- for a different client;
- for a different project or purpose;
- for a different site (that may or may not include all or a portion of the original site); or
- before important events occurred at the site or adjacent to it; e.g., man-made events like construction or environmental remediation, or natural events like floods, droughts, earthquakes, or groundwater fluctuations.

Note, too, the reliability of a geotechnical-engineering report can be affected by the passage of time, because of factors like changed subsurface conditions; new or modified codes, standards, or regulations; or new techniques or tools. *If you are the least bit uncertain* about the continued reliability of this report, contact your geotechnical engineer before applying the recommendations in it. A minor amount of additional testing or analysis after the passage of time – if any is required at all – could prevent major problems.

Read this Report in Full

Costly problems have occurred because those relying on a geotechnical-engineering report did not read the report in its entirety. Do not rely on an executive summary. Do not read selective elements only. *Read and refer to the report in full.*

You Need to Inform Your Geotechnical Engineer About Change

Your geotechnical engineer considered unique, project-specific factors when developing the scope of study behind this report and developing the confirmation-dependent recommendations the report conveys. Typical changes that could erode the reliability of this report include those that affect:

- the site's size or shape;
- the elevation, configuration, location, orientation, function or weight of the proposed structure and the desired performance criteria;
- the composition of the design team; or
- project ownership.

As a general rule, *always* inform your geotechnical engineer of project or site changes – even minor ones – and request an assessment of their impact. *The geotechnical engineer who prepared this report cannot accept*

responsibility or liability for problems that arise because the geotechnical engineer was not informed about developments the engineer otherwise would have considered.

Most of the "Findings" Related in This Report Are Professional Opinions

Before construction begins, geotechnical engineers explore a site's subsurface using various sampling and testing procedures. *Geotechnical engineers can observe actual subsurface conditions only at those specific locations where sampling and testing is performed.* The data derived from that sampling and testing were reviewed by your geotechnical engineer, who then applied professional judgement to form opinions about subsurface conditions throughout the site. Actual sitewide-subsurface conditions may differ – maybe significantly – from those indicated in this report. Confront that risk by retaining your geotechnical engineer to serve on the design team through project completion to obtain informed guidance quickly, whenever needed.

This Report's Recommendations Are Confirmation-Dependent

The recommendations included in this report – including any options or alternatives – are confirmation-dependent. In other words, they are not final, because the geotechnical engineer who developed them relied heavily on judgement and opinion to do so. Your geotechnical engineer can finalize the recommendations *only after observing actual subsurface conditions* exposed during construction. If through observation your geotechnical engineer confirms that the conditions assumed to exist actually do exist, the recommendations can be relied upon, assuming no other changes have occurred. *The geotechnical engineer who prepared this report cannot assume responsibility or liability for confirmation-dependent recommendations if you fail to retain that engineer to perform construction observation.*

This Report Could Be Misinterpreted

Other design professionals' misinterpretation of geotechnical-engineering reports has resulted in costly problems. Confront that risk by having your geotechnical engineer serve as a continuing member of the design team, to:

- confer with other design-team members;
- help develop specifications;
- review pertinent elements of other design professionals' plans and specifications; and
- be available whenever geotechnical-engineering guidance is needed.

You should also confront the risk of constructors misinterpreting this report. Do so by retaining your geotechnical engineer to participate in prebid and preconstruction conferences and to perform construction-phase observations.

Give Constructors a Complete Report and Guidance

Some owners and design professionals mistakenly believe they can shift unanticipated-subsurface-conditions liability to constructors by limiting the information they provide for bid preparation. To help prevent the costly, contentious problems this practice has caused, include the complete geotechnical-engineering report, along with any attachments or appendices, with your contract documents, *but be certain to note conspicuously that you've included the material for information purposes only.* To avoid misunderstanding, you may also want to note that "informational purposes" means constructors have no right to rely on the interpretations, opinions, conclusions, or recommendations in the report. Be certain that constructors know they may learn about specific project requirements, including options selected from the report, *only* from the design drawings and specifications. Remind constructors that they may perform their own studies if they want to, and *be sure to allow enough time* to permit them to do so. Only then might you be in a position to give constructors the information available to you, while requiring them to at least share some of the financial responsibilities stemming from unanticipated conditions. Conducting prebid and preconstruction conferences can also be valuable in this respect.

Read Responsibility Provisions Closely

Some client representatives, design professionals, and constructors do not realize that geotechnical engineering is far less exact than other engineering disciplines. This happens in part because soil and rock on project sites are typically heterogeneous and not manufactured materials with well-defined engineering properties like steel and concrete. That lack of understanding has nurtured unrealistic expectations that have resulted in disappointments, delays, cost overruns, claims, and disputes. To confront that risk, geotechnical engineers commonly include explanatory provisions in their reports. Sometimes labeled "limitations," many of these provisions indicate where geotechnical engineers' responsibilities begin and end, to help others recognize their own responsibilities and risks. *Read these provisions closely.* Ask questions. Your geotechnical engineer should respond fully and frankly.

Geoenvironmental Concerns Are Not Covered

The personnel, equipment, and techniques used to perform an environmental study – e.g., a "phase-one" or "phase-two" environmental site assessment – differ significantly from those used to perform a geotechnical-engineering study. For that reason, a geotechnical-engineering report does not usually provide environmental findings, conclusions, or recommendations; e.g., about the likelihood of encountering underground storage tanks or regulated contaminants. *Unanticipated subsurface environmental problems have led to project failures.* If you have not obtained your own environmental information about the project site, ask your geotechnical consultant for a recommendation on how to find environmental risk-management guidance.

Obtain Professional Assistance to Deal with Moisture Infiltration and Mold

While your geotechnical engineer may have addressed groundwater, water infiltration, or similar issues in this report, the engineer's services were not designed, conducted, or intended to prevent migration of moisture – including water vapor – from the soil through building slabs and walls and into the building interior, where it can cause mold growth and material-performance deficiencies. Accordingly, ***proper implementation of the geotechnical engineer's recommendations will not of itself be sufficient to prevent moisture infiltration. Confront the risk of moisture infiltration*** by including building-envelope or mold specialists on the design team. ***Geotechnical engineers are not building-envelope or mold specialists.***

GEOPROFESSIONAL BUSINESS ASSOCIATION

Telephone: 301/565-2733
e-mail: info@geoprofessional.org www.geoprofessional.org

Copyright 2019 by Geoprofessional Business Association (GBA). Duplication, reproduction, or copying of this document, in whole or in part, by any means whatsoever, is strictly prohibited, except with GBA's specific written permission. Excerpting, quoting, or otherwise extracting wording from this document is permitted only with the express written permission of GBA, and only for purposes of scholarly research or book review. Only members of GBA may use this document or its wording as a complement to or as an element of a report of any kind. Any other firm, individual, or other entity that so uses this document without being a GBA member could be committing negligent or intentional (fraudulent) misrepresentation.

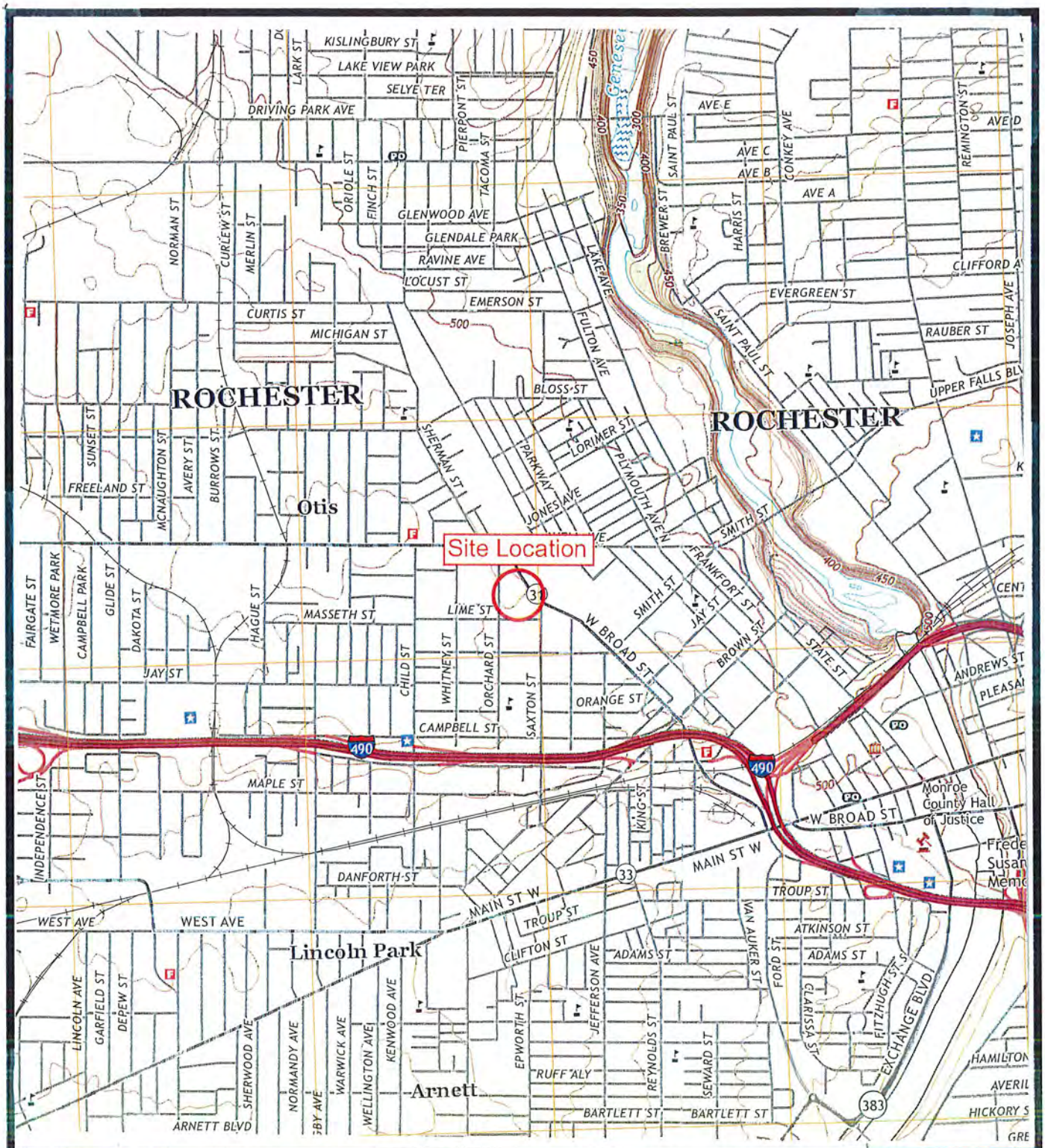

Foundation Design, P.C.

46A Sager Drive
Rochester, New York 14607
Phone (585) 458-0824
FAX (585) 458-3323

350 & 370 Orchard Street
Rochester, New York
General Location Plan
Adapted from: USGS topographic mapping
Rochester East and West quadrangles dated 2019

CHECKED BY: JMB	Scale 1"= 2,000'	DATE: 6-7-21
DRAWN BY: BJV		JOB NO.:4982.0

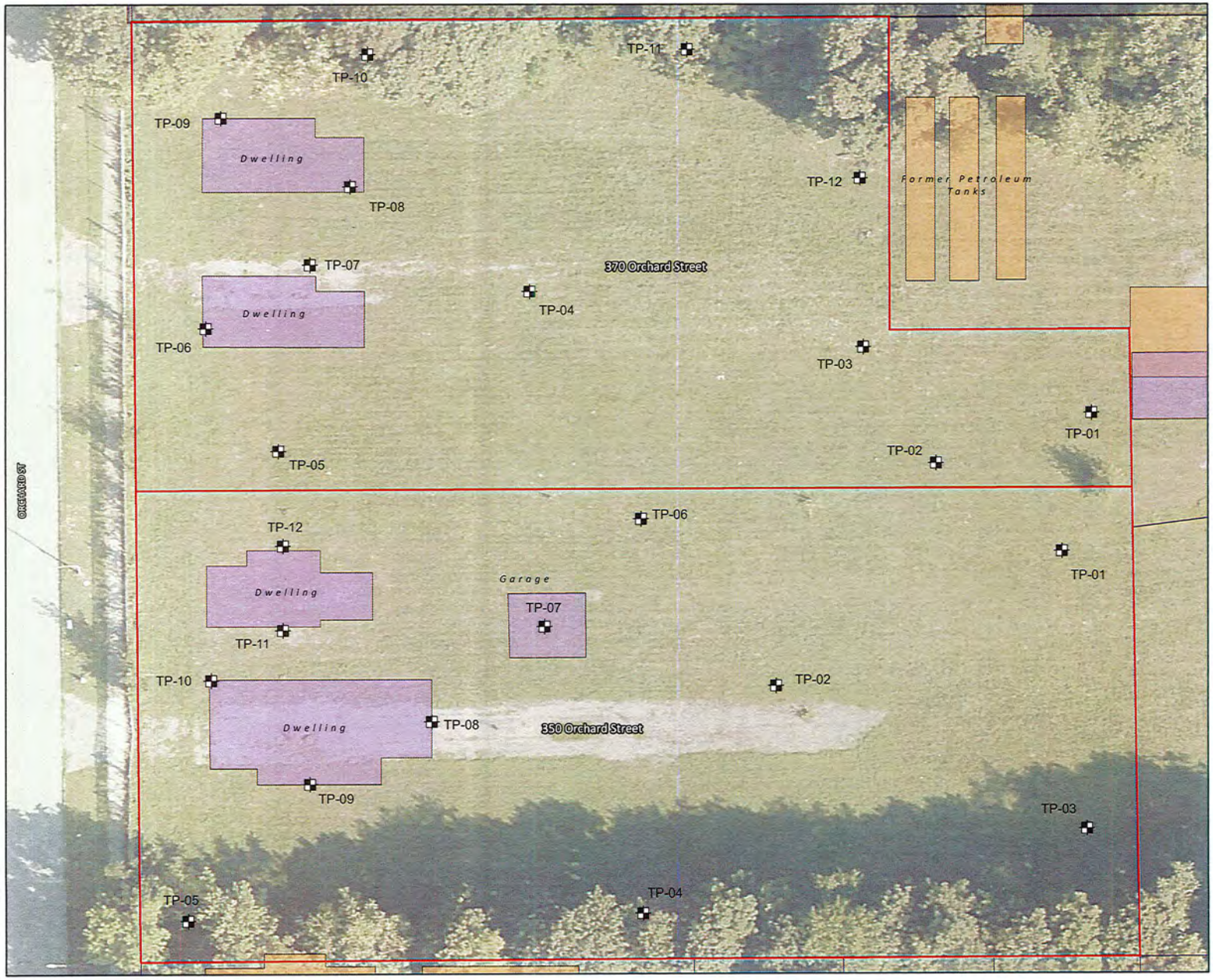

Lu Engineers
ENVIRONMENTAL • TRANSPORTATION • CIVIL

[DRAFT] Test Pit Plan
Orchard Street Phase II

Project:
City of Rochester
Phase I Environmental Site Assessment

Location:
350 Orchard Street
City of Rochester, Monroe County, NY

Legend

- Site Boundary
- Monroe County Tax Parcel
- 1862 Sanborn Map Structure
- 1935 Platt Map Structure
- Test Pit (Analytical Sample)

1 inch = 25 feet
0 12.5 25 50 Feet

N

Drawn/Checked By:	BGS/GLA
Lu Project Number:	4235-01
Date:	March 2020

Notes:
1. Coordinate System: NAD 1983 (2011) State Plane NY Central FIPS 3102 Feet
2. Orthoimagery (October 2019) downloaded from Pictometry
3. 1862 Sanborn from Library of Congress
4. Scale: 1:960 (original document size 11"x17")

Lu Engineers ENVIRONMENTAL • TRANSPORTATION • CIVIL	**PROJECT** Orchard Street Phase II City of Rochester, NY [DRAFT]	**TEST PIT ID:** TP-01(350) **SHEET** 1 **OF** 1 **JOB #** 4235-03 **CHECKED BY:**

CONTRACTOR: Trec Environmental **TEST PIT LOCATION:** See Plan
OPERATOR: KB **GROUND SURFACE ELEVATION:** ~ 509.5'
JCL PERSONNEL: BGS, KM **START DATE:** 06/03/2021
TYPE OF EXCAVATOR: 200-series

DEPTH	SAMPLE DATA			SOIL DESCRIPTION	PID (PPM)
	SAMPLE ID	DEPTH (FT.)	STRATA CHANGE		
				topsoil	
1			~6-8"	tan, mf SAND and SILT (fill), no odor, dry	0.0
	TP-01(350)	~1.5'			
2					0.0
			~2.5'	tan mf SAND and SILT, some CLAY, little cmf GRAVEL, no odor, little moist	
3					0.0
4					0.0
5					0.0
6					0.0
7					0.0
				similar soils; weathered bedrock cobbles and boulders	
8					0.0
				Dolostone bedrock; refusal @ 8.5' bgs	
9					
10					
11					
12					
13					
14					
15					

GENERAL NOTES:

Sample collected for VOCs, SVOCs, and metals analyses
Test pit 2 feet wide and 8 feet long

Note:
1) Stratification Lines represent approximate boundary between soil types; transitions may be gradual.
2) PID readings were taken directly on exposed soil
bgs: below ground surface ppm: parts per million

Lu Engineers ENVIRONMENTAL • TRANSPORTATION • CIVIL	**PROJECT** Orchard Street Phase II City of Rochester, NY [DRAFT]	**TEST PIT ID:** TP-02(350) **SHEET** 1 **OF** 1 **JOB #** 4235-03 **CHECKED BY:**

CONTRACTOR: Trec Environmental **TEST PIT LOCATION:** See Plan
OPERATOR: KB **GROUND SURFACE ELEVATION:** ~ 509.7'
JCL PERSONNEL: BGS, KM **START DATE:** 06/03/2021
TYPE OF EXCAVATOR: 200-series

DEPTH	SAMPLE DATA			SOIL DESCRIPTION	PID (PPM)
	SAMPLE ID	DEPTH (FT.)	STRATA CHANGE		
				topsoil	
1			~1'	tan cmf SAND and cmf GRAVEL (fill), no odor, dry	0.0
2	**TP-02(350)**	~2'		isolated pocket of dark grey soils @ 2' (fill)	0.0
3					0.0
			~3.5'	tan mf SAND and SILT, some CLAY, little cmf GRAVEL, no odor, little moist	
4					0.0
5					0.0
6					0.0
7					0.0
8					0.0
				Dolostone bedrock; refusal @8.5' bgs	
9					
10					
11					
12					
13					
14					
15					

GENERAL NOTES:

Sample collected for VOCs analysis
Test pit 2 feet wide and 8 feet long

Note:
1) Stratification Lines represent approximate boundary between soil types; transitions may be gradual.
2) PID readings were taken directly on exposed soil
bgs: below ground surface ppm: parts per million

Lu Engineers ENVIRONMENTAL • TRANSPORTATION • CIVIL	**PROJECT** Orchard Street Phase II City of Rochester, NY [DRAFT]	**TEST PIT ID:** TP-03(350) **SHEET** 1 **OF** 1 **JOB #** 4235-03 **CHECKED BY:**

CONTRACTOR: Trec Environmental **TEST PIT LOCATION:** See Plan
OPERATOR: KB **GROUND SURFACE ELEVATION:** ~ 508.9'
JCL PERSONNEL: BGS, KM **START DATE:** 06/03/2021
TYPE OF EXCAVATOR: 200-series

DEPTH	SAMPLE DATA			SOIL DESCRIPTION	PID (PPM)
	SAMPLE ID	DEPTH (FT.)	STRATA CHANGE		
				asphalt and gravel subbase	
1			~1'	dark grey cmf SAND and cmf GRAVEL, stained soils w/ faint petroleum odor (fill), dry	0.0
2	**TP-03(350)**	~2'			0.0
3			~3'	brown cmf SAND and cmf GRAVEL (fill), no odor, little moist	0.0
4			~4'	tan cmf SAND and SILT some CLAY, little cmf GRAVEL, no odor, moist	0.0
5					0.0
6					0.0
7				similar soils; weathered bedrock cobbles	0.0
				Dolostone bedrock; refusal @7.5' bgs	
8					
9					
10					
11					
12					
13					
14					
15					

GENERAL NOTES:

Sample collected for VOCs analysis
Test pit 2 feet wide and 8 feet long

Note:
1) Stratification Lines represent approximate boundary between soil types; transitions may be gradual.
2) PID readings were taken directly on exposed soil
bgs: below ground surface ppm: parts per million

Lu Engineers ENVIRONMENTAL • TRANSPORTATION • CIVIL	**PROJECT** Orchard Street Phase II City of Rochester, NY [DRAFT]	**TEST PIT ID:** TP-04(350) **SHEET** 1 **OF** 1 **JOB #** 4235-03 **CHECKED BY:**

CONTRACTOR: Trec Environmental **TEST PIT LOCATION:** See Plan
OPERATOR: KB **GROUND SURFACE ELEVATION:** ~ 509.8'
JCL PERSONNEL: BGS, KM **START DATE:** 06/03/2021
TYPE OF EXCAVATOR: 200-series

DEPTH	SAMPLE DATA			SOIL DESCRIPTION	PID (PPM)
	SAMPLE ID	DEPTH (FT.)	STRATA CHANGE		
				topsoil	
1			~6-8"	tan cmf SAND and cmf GRAVEL (fill), no odor, dry	0.0
2					0.0
3			~3'	tan Mf SAND and SILT, some CLAY, little cmf GRAVEL, no odor, little moist	0.0
4					0.0
5					0.0
6				similar soils; weathered bedrock cobbles and boulders	0.0
7					0.0
8				Dolostone Bedrock; refusal @8' bgs	0.0
9					
10					
11					
12					
13					
14					
15					

GENERAL NOTES:

No sample collected
Test pit 2 feet wide and 8 feet long

Note:
1) Stratification Lines represent approximate boundary between soil types; transitions may be gradual.
2) PID readings were taken directly on exposed soil
bgs: below ground surface ppm: parts per million

Lu Engineers ENVIRONMENTAL • TRANSPORTATION • CIVIL	**PROJECT** Orchard Street Phase II City of Rochester, NY [DRAFT]	**TEST PIT ID:** TP-05(350) **SHEET** 1 **OF** 1 **JOB #** 4235-03 **CHECKED BY:**

CONTRACTOR: Trec Environmental **TEST PIT LOCATION:** See Plan
OPERATOR: KB **GROUND SURFACE ELEVATION:** ~ 509.5'
JCL PERSONNEL: BGS, KM **START DATE:** 06/03/2021
TYPE OF EXCAVATOR: 200-series

DEPTH	SAMPLE DATA			SOIL DESCRIPTION	PID (PPM)
	SAMPLE ID	DEPTH (FT.)	STRATA CHANGE		
				topsoil	
1			~1'	tan mf SAND and SILT some CLAY, little cmf GRAVEL, no odor, dry to little moist with depth	0.0
2					0.0
3					0.0
4					0.0
			~4.5'	similar soils; weathered bedrock cobbles and boulders	
5					0.0
6					0.0
7					0.0
				Dolostone Bedrock; refusal @7.5'	
8					
9					
10					
11					
12					
13					
14					
15					

GENERAL NOTES:

No sample collected
Test pit 2 feet wide and 8 feet long

Note:
1) Stratification Lines represent approximate boundary between soil types; transitions may be gradual.
2) PID readings were taken directly on exposed soil
bgs: below ground surface ppm: parts per million

Lu Engineers ENVIRONMENTAL • TRANSPORTATION • CIVIL	**PROJECT** Orchard Street Phase II City of Rochester, NY [DRAFT]	**TEST PIT ID:** TP-06(350) **SHEET** 1 **OF** 1 **JOB #** 4235-03 **CHECKED BY:**

CONTRACTOR:	Trec Environmental	**TEST PIT LOCATION:**	See Plan
OPERATOR:	KB	**GROUND SURFACE ELEVATION:**	~ 510.1'
JCL PERSONNEL:	BGS, KM	**START DATE:**	06/03/2021
TYPE OF EXCAVATOR:	200-series		

DEPTH	SAMPLE DATA			SOIL DESCRIPTION	PID (PPM)
	SAMPLE ID	DEPTH (FT.)	STRATA CHANGE		
		8"-1'		topsoil, some asphalt	
1			~1'	brown cmf SAND and cmf GRAVEL (fill), no odor, dry	0.0
	TP-06+07(350/370)				
2					0.0
3			~3'	tan mf SAND and SILT, some CLAY, no odor, little moist	0.0
4					0.0
5			~5'	Similar soils; weathered bedrock cobbles and boulders	0.0
6				Dolostone Bedrock 5' 3"	
7					
8					
9					
10					
11					
12					
13					
14					
15					

GENERAL NOTES:

Sample collected for VOCs, SVOCs, pesticides/herbicides and metals analyses

Test pit 2 feet wide and 8 feet long

Note:

1) Stratification Lines represent approximate boundary between soil types; transitions may be gradual.
2) PID readings were taken directly on exposed soil
   bgs: below ground surface ppm: parts per million

Lu Engineers ENVIRONMENTAL • TRANSPORTATION • CIVIL	**PROJECT** Orchard Street Phase II City of Rochester, NY [DRAFT]	**TEST PIT ID:** TP-07(350) **SHEET** 1 **OF** 1 **JOB #** 4235-03 **CHECKED BY:**

CONTRACTOR: Trec Environmental **TEST PIT LOCATION:** See Plan
OPERATOR: KB **GROUND SURFACE ELEVATION:** ~ 509.7'
JCL PERSONNEL: BGS, KM **START DATE:** 06/03/2021
TYPE OF EXCAVATOR: 200-series

DEPTH	SAMPLE DATA			SOIL DESCRIPTION	PID (PPM)
	SAMPLE ID	DEPTH (FT.)	STRATA CHANGE		
				topsoil	
1			~6"	brown cmf SAND and cmf GRAVEL (fill), no odor, dry	0.0
2	**TP-07(350)**	~2'			0.0
3			~3'	tan mf SAND and SILT some CLAY, no odor, dry	0.0
4					0.0
5			~5'	similar soils; weathered bedrock cobbles and boulders	0.0
6					0.0
				Dolostone Bedrock; refusal @6.5'	
7					0.0
8					
9					
10					
11					
12					
13					
14					
15					

GENERAL NOTES:

Sample collected for VOCs, SVOCs, pesticides/herbicides, PCBs, and metals analyses
Test pit 2 feet wide and 8 feet long

Note:
1) Stratification Lines represent approximate boundary between soil types; transitions may be gradual.
2) PID readings were taken directly on exposed soil
bgs: below ground surface ppm: parts per million

Lu Engineers ENVIRONMENTAL • TRANSPORTATION • CIVIL	**PROJECT** Orchard Street Phase II City of Rochester, NY [DRAFT]	**TEST PIT ID:** TP-08(350) **SHEET** 1 **OF** 1 **JOB #** 4235-03 **CHECKED BY:**

CONTRACTOR: Trec Environmental **TEST PIT LOCATION:** See Plan
OPERATOR: KB **GROUND SURFACE ELEVATION:** ~ 509.6'
JCL PERSONNEL: BGS, KM **START DATE:** 06/03/2021
TYPE OF EXCAVATOR: 200-series

DEPTH	SAMPLE DATA			SOIL DESCRIPTION	PID (PPM)
	SAMPLE ID	DEPTH (FT.)	STRATA CHANGE		
				asphalt and subbase	
1			~8"	brown cmf SAND and GRAVEL (fill), no odor, dry	0.0
	TP-08+09+10(350)	~1.5'			
2					0.0
3			~3'	tan mf SAND and SILT, some CLAY, no odor, little moist	0.0
4					0.0
			~4.5'	similar soils; weathered bedrock cobbles and boulders	
5					0.0
6					0.0
7					0.0
8				Dolostone bedrock; refusal @8' bgs	0.0
9					
10					
11					
12					
13					
14					
15					

GENERAL NOTES:

Soil sample collected for metals analysis
Test pit 2 feet wide and 6 feet long

Note:
1) Stratification Lines represent approximate boundary between soil types; transitions may be gradual.
2) PID readings were taken directly on exposed soil
bgs: below ground surface ppm: parts per million

Lu Engineers ENVIRONMENTAL • TRANSPORTATION • CIVIL	**PROJECT** Orchard Street Phase II City of Rochester, NY [DRAFT]	**TEST PIT ID:** TP-09(350) **SHEET** 1 **OF** 1 **JOB #** 4235-03 **CHECKED BY:**

CONTRACTOR: Trec Environmental **TEST PIT LOCATION:** See Plan
OPERATOR: KB **GROUND SURFACE ELEVATION:** ~ 509.5'
JCL PERSONNEL: BGS, KM **START DATE:** 06/03/2021
TYPE OF EXCAVATOR: 200-series

DEPTH	SAMPLE DATA			SOIL DESCRIPTION	PID (PPM)
	SAMPLE ID	DEPTH (FT.)	STRATA CHANGE		
				topsoil	
1			~6"	brown cmf SAND and cmf GRAVEL (fill), no odor, dry	0.0
	TP-08+09+10(350)	~1.5'			
2					0.0
			~2.5'	tan mf SAND and SILT, some CLAY little cmf GRAVEL, no odor, little moist	
3					0.0
4					0.0
5					0.0
6			~6'	similar soils; weathered bedrock cobbles and boulders	0.0
7					0.0
				Dolostone bedrock; refusal @7.5'	
8					
9					
10					
11					
12					
13					
14					
15					

GENERAL NOTES:

Sample collected for analysis of metals
Test pit 2 feet wide and 8 feet long

Note:
1) Stratification Lines represent approximate boundary between soil types; transitions may be gradual.
2) PID readings were taken directly on exposed soil
bgs: below ground surface ppm: parts per million

Lu Engineers ENVIRONMENTAL • TRANSPORTATION • CIVIL	**PROJECT** Orchard Street Phase II City of Rochester, NY [DRAFT]	**TEST PIT ID:** TP-10(350) **SHEET** 1 **OF** 1 **JOB #** 4235-03 **CHECKED BY:**

CONTRACTOR: Trec Environmental **TEST PIT LOCATION:** See Plan
OPERATOR: KB **GROUND SURFACE ELEVATION:** ~ 509.3'
JCL PERSONNEL: BGS, KM **START DATE:** 06/03/2021
TYPE OF EXCAVATOR: 200-series

DEPTH	SAMPLE DATA			SOIL DESCRIPTION	PID (PPM)
	SAMPLE ID	DEPTH (FT.)	STRATA CHANGE		
				topsoil	
1			~6"	dark brown demolition debris (brick, crushed masonry, ash, wood, etc.), no odor, dry	0.0
2					0.0
	TP-08+09+10(350)	~2.5'			
3					0.0
4			~4'	tan mf SAND and SILT, some CLAY, no odor, dry	0.0
5					0.0
6					0.0
				similar soils; weathered bedrock cobbles and boulders	
7				Dolostone bedrock; refusal @ 7' bgs	
8					
9					
10					
11					
12					
13					
14					
15					

GENERAL NOTES:

Sample collected for SVOCs and metals analyses
Test pit 2 feet wide and 6 feet long

Note:
1) Stratification Lines represent approximate boundary between soil types; transitions may be gradual.
2) PID readings were taken directly on exposed soil
bgs: below ground surface ppm: parts per million

Lu Engineers ENVIRONMENTAL • TRANSPORTATION • CIVIL	**PROJECT** Orchard Street Phase II City of Rochester, NY [DRAFT]	**TEST PIT ID:** TP-11 (350) **SHEET** 1 **OF** 1 **JOB #** 4235 **CHECKED BY:** GLA

CONTRACTOR: TREC Environmental **TEST PIT LOCATION:** SEE PLAN
OPERATOR: Kurt **GROUND SURFACE ELEVATION:** ~509.7'
JCL PERSONNEL: BGS, KM **START DATE:** 06/03/2021
TYPE OF EXCAVATOR: 200-series Excavator

DEPTH	SAMPLE DATA			SOIL DESCRIPTION	PID (PPM)
	SAMPLE ID	DEPTH (FT.)	STRATA CHANGE		
				topsoil	
1			~1'	brown cmf SAND and cmf GRAVEL (fill), no odor, dry	0.0
2					0.0
	TP-11+12(350)	~2.5'			
3			~3'	tan mf SAND and SILT, some CLAY, no odor, little moist	0.0
4					0.0
			~4.5'	similar soils; weathered bedrock cobbles and boulders	
5					0.0
6					0.0
7				Dolostone bedrock; refusal @ 7' bgs	0.0
8					
9					
10					
11					
12					
13					
14					
15					

GENERAL NOTES:

- Sample collected for metals analysis

- TP-11 original photo corrupted; photo from TP-09 displayed for reference due to similar subsurface observations

Test pit 2 feet wide and 8 feet long

Note:
1) Stratification Lines represent approximate boundary between soil types; transitions may be gradual.
2) PID readings were taken directly on exposed soil
bgs: below ground surface ppm: parts per million

Lu Engineers ENVIRONMENTAL • TRANSPORTATION • CIVIL	**PROJECT** Orchard Street Phase II City of Rochester, NY [DRAFT]	**TEST PIT ID:** TP-12 (350) **SHEET** 1 **OF** 1 **JOB #** 4235 **CHECKED BY:** GLA

CONTRACTOR: TREC Environmental **TEST PIT LOCATION:** SEE PLAN
OPERATOR: Kurt **GROUND SURFACE ELEVATION:** ~509.8'
JCL PERSONNEL: BGS, KM **START DATE:** 06/03/2021
TYPE OF EXCAVATOR: 200-series Excavator
TYPE OF EXCAVATOR: 200-series Excavator

DEPTH	SAMPLE DATA			SOIL DESCRIPTION	PID (PPM)
	SAMPLE ID	DEPTH (FT.)	STRATA CHANGE		
				topsoil	
1			~6"	brown to dark brown demolition debris (brick, crushed masonry, ash, wood, etc.), no odor, dry	0.0
2					0.0
3					0.0
	TP-11+12(350)	~3.5'			
4					0.0
			~4.5'	brown cmf SAND and GRAVEL (fill), no odor, dry	
5					0.0
6					0.0
7				Dolostone bedrock; refusal @ 7' bgs	
8					
9					
10					
11					
12					
13					
14					
15					

GENERAL NOTES:

Sample collected for VOCs, SVOCs, and metals analyses
Test pit 2 feet wide and 8 feet long

Note:
1) Stratification Lines represent approximate boundary between soil types; transitions may be gradual.
2) PID readings were taken directly on exposed soil
bgs: below ground surface ppm: parts per million

Lu Engineers ENVIRONMENTAL • TRANSPORTATION • CIVIL	PROJECT Orchard Street Phase II City of Rochester, NY [DRAFT]	TEST PIT ID: TP-01(370) SHEET 1 OF 1 JOB # 4235-03 CHECKED BY:

CONTRACTOR:	Trec Environmental	**TEST PIT LOCATION:**	See Plan
OPERATOR:	KB	**GROUND SURFACE ELEVATION:**	~ 509.5'
JCL PERSONNEL:	BGS, KM	**START DATE:**	06/03/2021
TYPE OF EXCAVATOR:	200-series		

DEPTH	SAMPLE DATA			SOIL DESCRIPTION	PID (PPM)
	SAMPLE ID	DEPTH (FT.)	STRATA CHANGE		
				topsoil	
1			~6-8"	gray stained cmf SAND and SILT little cmf GRAVEL, petroleum odor (fill)	0.0
2					50.2
	TP-01(370)				
3			~3'	brown cmf SAND and SILT little cmf GRAVEL (fill), no odor, dry	0.0
4			~4'	tan mf SAND and SILT some CLAY, no odor, little moist	0.0
5					0.0
6					0.0
7					0.0
				Dolostone bedrock; refusal @ 7.5' bgs	
8					
9					
10					
11					
12					
13					
14					
15					

GENERAL NOTES:

Soil sample collected for VOCs, SVOCs, and metals analyses
Test pit 2 feet wide and 8 feet long

Note:
1) Stratification Lines represent approximate boundary between soil types; transitions may be gradual.
2) PID readings were taken directly on exposed soil
bgs: below ground surface ppm: parts per million

Lu Engineers ENVIRONMENTAL • TRANSPORTATION • CIVIL	**PROJECT** Orchard Street Phase II City of Rochester, NY [DRAFT]	**TEST PIT ID:** TP-02(370) **SHEET** 1 **OF** 1 **JOB #** 4235-03 **CHECKED BY:**

CONTRACTOR: Trec Environmental **TEST PIT LOCATION:** See Plan
OPERATOR: Kurt **GROUND SURFACE ELEVATION:**
JCL PERSONNEL: BGS, KM **START DATE:** 06/03/2021
TYPE OF EXCAVATOR: 200-series

DEPTH	SAMPLE DATA			SOIL DESCRIPTION	PID (PPM)
	SAMPLE ID	DEPTH (FT.)	STRATA CHANGE		
				topsoil	
1			~6-8”	brown cmf SAND and cmf GRAVEL, some SILT, no odor, dry (fill)	0.0
2			~2’	tan mf SAND and SILT some CLAY, no odor, little moist	0.0
3					0.0
4					0.0
5					0.0
6					0.0
7				Dolostone bedrock; refusal @ 7’ bgs	0.0
8					0.0
9					
10					
11					
12					
13					
14					
15					

GENERAL NOTES:

No sample collected
Test pit 2 feet wide and 8 feet long

Note:
1) Stratification Lines represent approximate boundary between soil types; transitions may be gradual.
2) PID readings were taken directly on exposed soil
bgs: below ground surface ppm: parts per million

Lu Engineers ENVIRONMENTAL • TRANSPORTATION • CIVIL	PROJECT Orchard Street Phase II City of Rochester, NY [DRAFT]	TEST PIT ID: TP-03(370) SHEET 1 OF 1 JOB # 4235-03 CHECKED BY:

CONTRACTOR: Trec Environmental	**TEST PIT LOCATION:** See Plan
OPERATOR: Kurt	**GROUND SURFACE ELEVATION:**
JCL PERSONNEL: BGS, KM	**START DATE:** 06/03/2021
TYPE OF EXCAVATOR: 200-series	

DEPTH	SAMPLE DATA			SOIL DESCRIPTION	PID (PPM)
	SAMPLE ID	DEPTH (FT.)	STRATA CHANGE		
				topsoil	
1			~6-8”	brown cmf SAND and cmf GRAVEL, some SILT, no odor, dry (fill)	
	TP-03(370)				0.0
2					
					0.0
3					
			~3.5’	tan mf SAND and SILT, some CLAY, no odor, little moist	0.0
4					
					0.0
5					
					0.0
6					
					0.0
7					
					0.0
8				Dolostone Bedrock; refusal @ 8’ bgs	
9					
10					
11					
12					
13					
14					
15					

GENERAL NOTES:

Sample collected for VOCs analysis
Test pit 2 feet wide and 8 feet long

Note:
1) Stratification Lines represent approximate boundary between soil types; transitions may be gradual.
2) PID readings were taken directly on exposed soil
bgs: below ground surface ppm: parts per million

Lu Engineers ENVIRONMENTAL • TRANSPORTATION • CIVIL	**PROJECT** Orchard Street Phase II City of Rochester, NY [DRAFT]	**TEST PIT ID:** TP-04(370) **SHEET** 1 **OF** 1 **JOB #** 4235-03 **CHECKED BY:**

CONTRACTOR: Trec Environmental **TEST PIT LOCATION:** See Plan
OPERATOR: Kurt **GROUND SURFACE ELEVATION:**
JCL PERSONNEL: BGS, KM **START DATE:** 06/03/2021
TYPE OF EXCAVATOR: 200-series

DEPTH	SAMPLE DATA			SOIL DESCRIPTION	PID (PPM)
	SAMPLE ID	DEPTH (FT.)	STRATA CHANGE		
				topsoil, with crushed asphalt & gravel	
1			~1'	brown cmf SAND and cmf GRAVEL, some SILT, no odor, dry (fill)	0.0
2					0.0
3					0.0
			~3.5'	tan mf SAND and SILT, some CLAY, no odor, little moist	
4					0.0
5					0.0
			~5.5'	similar soils; weathered bedrock cobbles and boulders	
6					0.0
7					0.0
				Dolostone Bedrock; refusal @ 7.5' bgs	
8					
9					
10					
11					
12					
13					
14					
15					

GENERAL NOTES:

No sample collected
Test pit 2 feet wide and 8 feet long

Note:
1) Stratification Lines represent approximate boundary between soil types; transitions may be gradual.
2) PID readings were taken directly on exposed soil
bgs: below ground surface ppm: parts per million

Lu Engineers ENVIRONMENTAL • TRANSPORTATION • CIVIL	**PROJECT** Orchard Street Phase II City of Rochester, NY [DRAFT]	**TEST PIT ID:** TP-05(370) **SHEET** 1 **OF** 1 **JOB #** 4235-03 **CHECKED BY:**

CONTRACTOR: Trec Environmental **TEST PIT LOCATION:** See Plan
OPERATOR: Kurt **GROUND SURFACE ELEVATION:**
JCL PERSONNEL: BGS, KM **START DATE:** 06/03/2021
TYPE OF EXCAVATOR: 200-series

DEPTH	SAMPLE DATA			SOIL DESCRIPTION	PID (PPM)
	SAMPLE ID	DEPTH (FT.)	STRATA CHANGE		
	TP-05(370)			topsoil	
1			~1'	brown cmf SAND and cmf GRAVEL, some SILT, no odor, dry (fill)	0.0
2					0.0
3					0.0
			~3.5'	tan mf SAND and SILT, some CLAY, no odor, little moist	
4					0.0
5			~5'	similar soils; weathered bedrock cobbles and boulders	0.0
6					0.0
7				Dolostone bedrock; refusal @ 7' bgs	
8					
9					
10					
11					
12					
13					
14					
15					

GENERAL NOTES:

Sample collected for SVOCs, pesticides/herbicides, PCBs analyses (composite with TP-06)
Test pit 2 feet wide and 8 feet long

Note:
1) Stratification Lines represent approximate boundary between soil types; transitions may be gradual.
2) PID readings were taken directly on exposed soil
bgs: below ground surface ppm: parts per million

Lu Engineers ENVIRONMENTAL • TRANSPORTATION • CIVIL	PROJECT	TEST PIT ID: TP-06 (370)
	Orchard Street Phase II City of Rochester, NY [DRAFT]	SHEET 1 OF 1 JOB # 4235 CHECKED BY: GLA

CONTRACTOR: TREC Environmental **TEST PIT LOCATION:** SEE PLAN

OPERATOR: Kurt **GROUND SURFACE ELEVATION:**

JCL PERSONNEL: BGS, KM **START DATE:** 06/03/2021

TYPE OF EXCAVATOR: 200-series Excavator

DEPTH	SAMPLE DATA			SOIL DESCRIPTION	PID (PPM)
	SAMPLE ID	DEPTH (FT.)	STRATA CHANGE		
				topsoil	
1	**TP-06(370)**		~6-8"	brown cmf SAND and cmf GRAVEL, some SILT, no odor, dry (fill)	0.0
2					0.0
				tan mf SAND and SILT, some CLAY, no odor, little moist	
3					0.0
4					0.0
5					0.0
				similar soils; weathered bedrock cobbles and boulders	
6					0.0
7				Dolostone bedrock; refusal @ 7' bgs	0.0
8					
9					
10					
11					
12					
13					
14					
15					

GENERAL NOTES:

Sample collected for VOCs, SVOCs, and metals analyses (composite with TP-07)

Test pit 2 feet wide and 8 feet long

Note:

1) Stratification Lines represent approximate boundary between soil types; transitions may be gradual.
2) PID readings were taken directly on exposed soil

bgs: below ground surface ppm: parts per million

Lu Engineers ENVIRONMENTAL • TRANSPORTATION • CIVIL	PROJECT	TEST PIT ID: TP-07 (370)
	Orchard Street Phase II City of Rochester, NY [DRAFT]	SHEET 1 OF 1 JOB # 4235 CHECKED BY: GLA

CONTRACTOR: TREC Environmental **TEST PIT LOCATION:** SEE PLAN

OPERATOR: Kurt **GROUND SURFACE ELEVATION:**

JCL PERSONNEL: BGS, KM **START DATE:** 06/03/2021

TYPE OF EXCAVATOR: 200-series Excavator

DEPTH	SAMPLE DATA			SOIL DESCRIPTION	PID (PPM)
	SAMPLE ID	DEPTH (FT.)	STRATA CHANGE		
				asphalt and subbase	
1			~6-8”	brown cmf SAND and cmf GRAVEL, some SILT, no odor, dry (fill)	0.0
2					0.0
3					0.0
			~3.5’	tan mf SAND and SILT, some CLAY, no odor, little moist	
4	**TP-07(370)**				0.0
5					0.0
			~5.5’	similar soils; weathered bedrock cobbles and boulders	
6					0.0
7				Dolostone bedrock; refusal @ 7’ bgs	
8					
9					
10					
11					
12					
13					
14					
15					

GENERAL NOTES:

Sample collected for metals analysis (composite with TP-06)

Test pit 2 feet wide and 8 feet long

Note:

1) Stratification Lines represent approximate boundary between soil types; transitions may be gradual.
2) PID readings were taken directly on exposed soil

bgs: below ground surface ppm: parts per million

Lu Engineers ENVIRONMENTAL • TRANSPORTATION • CIVIL	**PROJECT** Orchard Street Phase II City of Rochester, NY [DRAFT]	**TEST PIT ID:** TP-08 (370) **SHEET** 1 **OF** 1 **JOB #** 4235 **CHECKED BY:** GLA

CONTRACTOR: TREC Environmental **TEST PIT LOCATION:** SEE PLAN
OPERATOR: Kurt **GROUND SURFACE ELEVATION:**
JCL PERSONNEL: BGS, KM **START DATE:** 06/03/2021
TYPE OF EXCAVATOR: 200-series Excavator

DEPTH	SAMPLE DATA			SOIL DESCRIPTION	PID (PPM)
	SAMPLE ID	DEPTH (FT.)	STRATA CHANGE		
				topsoil	
1			~6-8”	brown cmf SAND and cmf GRAVEL mixed with demolition material; dry, no odor (fill)	0.0
2					0.0
	TP-08 (370)				
3					0.0
			~3.5’	tan mf SAND and SILT, some CLAY, no odor, little moist	
4					0.0
5					0.0
6			~6’	similar soils; weathered bedrock cobbles and boulders	0.0
7				Dolostone bedrock; refusal @ 7’ bgs	
8					
9					
10					
11					
12					
13					
14					
15					

GENERAL NOTES:

Sample collected for VOCs, SVOCs and metals analyses (composite with TP-09)
Test pit 2 feet wide and 8 feet long

Note:
1) Stratification Lines represent approximate boundary between soil types; transitions may be gradual.
2) PID readings were taken directly on exposed soil
bgs: below ground surface ppm: parts per million

Lu Engineers ENVIRONMENTAL • TRANSPORTATION • CIVIL	PROJECT	TEST PIT ID: TP-09 (370)
	Orchard Street Phase II City of Rochester, NY [DRAFT]	SHEET 1 OF 1 JOB # 4235 CHECKED BY: GLA

CONTRACTOR: TREC Environmental **TEST PIT LOCATION:** SEE PLAN

OPERATOR: Kurt **GROUND SURFACE ELEVATION:**

JCL PERSONNEL: BGS, KM **START DATE:** 06/03/2021

TYPE OF EXCAVATOR: 200-series Excavator

DEPTH	SAMPLE DATA			SOIL DESCRIPTION	PID (PPM)
	SAMPLE ID	DEPTH (FT.)	STRATA CHANGE		
				topsoil	
1			~6-8”	brown cmf SAND and cmf GRAVEL, some SILT, no odor, dry (fill)	0.0
	TP-09(370)				
2					0.0
			~2.5’	tan mf SAND and SILT, some CLAY, no odor, little moist	
3					0.0
4					0.0
			~4.5’	similar soils; weathered bedrock cobbles and boulders	
5					0.0
6					0.0
7				Dolostone bedrock; refusal @ 7’ bgs	
8					
9					
10					
11					
12					
13					
14					
15					

GENERAL NOTES:

Sample collected for metals analyses (composite with TP-08)

Test pit 2 feet wide and 8 feet long

Note:

1) Stratification Lines represent approximate boundary between soil types; transitions may be gradual.
2) PID readings were taken directly on exposed soil

bgs: below ground surface ppm: parts per million

Lu Engineers ENVIRONMENTAL • TRANSPORTATION • CIVIL	**PROJECT** Orchard Street Phase II City of Rochester, NY [DRAFT]	**TEST PIT ID:** TP-10(370) **SHEET** 1 **OF** 1 **JOB #** 4235 **CHECKED BY:** GLA

CONTRACTOR: TREC Environmental **TEST PIT LOCATION:** SEE PLAN
OPERATOR: Kurt **GROUND SURFACE ELEVATION:**
JCL PERSONNEL: BGS, KM **START DATE:** 06/03/2021
TYPE OF EXCAVATOR: 200-series Excavator

DEPTH	SAMPLE DATA			SOIL DESCRIPTION	PID (PPM)
	SAMPLE ID	DEPTH (FT.)	STRATA CHANGE		
				topsoil	
1	**TP-10(370)**		~6-8”	brown cmf SAND and cmf GRAVEL, some SILT, no odor, dry (fill)	0.0
2					0.0
3			~3’	tan mf SAND and SILT, some CLAY, no odor, little moist	0.0
4			~4’	similar soils; weathered bedrock cobbles and boulders	0.0
5					0.0
6				Dolostone bedrock; refusal @ 6’ bgs	
7					
8					
9					
10					
11					
12					
13					
14					
15					

GENERAL NOTES:

Sample collected for VOCs, PCBs, and metals analyses (composite with TP-11)
Test pit 2 feet wide and 8 feet long

Note:
1) Stratification Lines represent approximate boundary between soil types; transitions may be gradual.
2) PID readings were taken directly on exposed soil
bgs: below ground surface ppm: parts per million

Lu Engineers ENVIRONMENTAL • TRANSPORTATION • CIVIL	**PROJECT** Orchard Street Phase II City of Rochester, NY [DRAFT]	**TEST PIT ID:** TP-11(370) **SHEET** 1 **OF** 1 **JOB #** 4235 **CHECKED BY:** GLA

CONTRACTOR: TREC Environmental **TEST PIT LOCATION:** SEE PLAN
OPERATOR: Kurt **GROUND SURFACE ELEVATION:**
JCL PERSONNEL: BGS, KM **START DATE:** 06/03/2021
TYPE OF EXCAVATOR: 200-series Excavator

DEPTH	SAMPLE DATA			SOIL DESCRIPTION	PID (PPM)
	SAMPLE ID	DEPTH (FT.)	STRATA CHANGE		
				topsoil	
1	**TP-11(370)**		~1'	ash and cinders, no odor, dry	0.0
			~1.5'	brown cmf SAND and cmf GRAVEL, some SILT, no odor, dry (fill)	
2					0.0
3					0.0
			~3.5'	tan mf SAND and SILT, some CLAY, no odor, dry	
4					0.0
5					0.0
			~5.5'	similar soils; weathered bedrock cobbles and boulders	
6					0.0
7				Dolostone bedrock; refusal @ 7' bgs	
8					
9					
10					
11					
12					
13					
14					
15					

GENERAL NOTES:

Sample collected for VOCs, PCBs, and metals analyses (composite with TP-10)
Test pit 2 feet wide and 8 feet long

Note:
1) Stratification Lines represent approximate boundary between soil types; transitions may be gradual.
2) PID readings were taken directly on exposed soil
bgs: below ground surface ppm: parts per million

Lu Engineers ENVIRONMENTAL • TRANSPORTATION • CIVIL	**PROJECT** Orchard Street Phase II City of Rochester, NY [DRAFT]	**TEST PIT ID:** TP-12(370) **SHEET** 1 **OF** 1 **JOB #** 4235 **CHECKED BY:** GLA

CONTRACTOR: TREC Environmental **TEST PIT LOCATION:** SEE PLAN
OPERATOR: Kurt **GROUND SURFACE ELEVATION:**
JCL PERSONNEL: BGS, KM **START DATE:** 06/03/2021
TYPE OF EXCAVATOR: 200-series Excavator

DEPTH	SAMPLE DATA			SOIL DESCRIPTION	PID (PPM)
	SAMPLE ID	DEPTH (FT.)	STRATA CHANGE		
				topsoil	
1			~6-8”	brown cmf SAND and cmf GRAVEL, some SILT, no odor, dry (fill)	0.0
2	**TP-12(370)**				0.0
3					0.0
				tan mf SAND and SILT, some CLAY, no odor, dry	
4					0.0
5				similar soils; weathered bedrock cobbles and boulders	0.0
6					0.0
7				Dolostone Bedrock; refusal @ 7’ 0”	
8					
9					
10					
11					
12					
13					
14					
15					

GENERAL NOTES:

Sample collected for VOCs analysis
Test pit 2 feet wide and 8 feet long

Note:
1) Stratification Lines represent approximate boundary between soil types; transitions may be gradual.
2) PID readings were taken directly on exposed soil
bgs: below ground surface ppm: parts per million

Attachment C

Laboratory Analytical Report

July 13, 2021 Service Request No:R2105887

Ben Seifert
LU Engineers
339 East Avenue
Suite 200
Rochester, NY 14604

Laboratory Results for: Orchard Street

Dear Ben,

Enclosed are the results of the sample(s) submitted to our laboratory June 11, 2021
For your reference, these analyses have been assigned our service request number **R2105887.**

All testing was performed according to our laboratory's quality assurance program and met the requirements of the TNI standards except as noted in the case narrative report. Any testing not included in the lab's accreditation is identified on a Non-Certified Analytes report. All results are intended to be considered in their entirety. ALS Environmental is not responsible for use of less than the complete report. Results apply only to the individual samples submitted to the lab for analysis, as listed in the report. The measurement uncertainty of the results included in this report is within that expected when using the prescribed method(s), and represented by Laboratory Control Sample control limits. Any events, such as QC failures or Holding Time exceedances, which may add to the uncertainty are explained in the report narrative or are flagged with qualifiers. The flags are explained in the Report Qualifiers and Definitions page of this report.

Please contact me if you have any questions. My extension is 7472. You may also contact me via email at Janice.Jaeger@alsglobal.com.

Respectfully submitted,

ALS Group USA, Corp. dba ALS Environmental

Janice Jaeger
Project Manager

ADDRESS 1565 Jefferson Road, Building 300, Suite 360, Rochester, NY 14623
PHONE +1 585 288 5380 | FAX +1 585 288 8475
ALS Group USA, Corp.
dba ALS Environmental

ALS Environmental
ALS Group USA, Corp
1565 Jefferson Road, Building 300, Suite 360
Rochester, NY 14623
T : +1 585 288 5380
F : +1 585 288 8475
www.alsglobal.com

Table of Contents

CoverLetter 1
Table of Contents 2
Narrative Documents 12
Case Narrative 13
Hit Summary List 15
Sample Receipt Information 20
Sample Cross-Reference 21
Chain Of Custody 22
Internal Chain of Custody 25
Miscellaneous Forms 33
Qualifiers 34
Acronyms 35
Analyst Summary 36
Prep Method Inorganic 43
Sample Results 44
Volatile Organic Compounds by GCMS 45
8260C - Volatile Organic Compounds by GC/MS, Unp
TP-01 (350) - VOA GCMS 46
TP-02 (350) - VOA GCMS 48
TP-03 (350) - VOA GCMS 50
TP-06 (350) - VOA GCMS 52
TP-07 (350) - VOA GCMS 54

Table of Contents (continued)

TP-10 (350) - VOA GCMS 56
TP-12 (350) - VOA GCMS 58
TP-01 (370) - VOA GCMS 60
TP-03 (370) - VOA GCMS 62
TP-06 (370) - VOA GCMS 64
TP-08 (370) - VOA GCMS 66
TP-10 (370) - VOA GCMS 68
TP-11 (370) - VOA GCMS 70
TP-12 (370) - VOA GCMS 72
Field Duplicate - VOA GCMS 74
Semivolatile Organic Compounds by GCMS 76
8270D - Semivolatile Organic Compounds by GC/MS using Microwave Digestion
TP-01 (350) - Semivoa GCMS 77
TP-07 (350) - Semivoa GCMS 79
TP-10 (350) - Semivoa GCMS 81
TP-12 (350) - Semivoa GCMS 83
TP-01 (370) - Semivoa GCMS 85
TP-05+06 (370/350) - Semivoa GCMS 87
TP-06 (370) - Semivoa GCMS 89
TP-08 (370) - Semivoa GCMS 91
TP-10+11 (370) - Semivoa GCMS 93
Field Duplicate - Semivoa GCMS 95
Semivolatile Organic Compounds by GC 97
8081B - Organochlorine Pesticides by Gas Chromatography using Microwave Extraction
TP-07 (350) - Semivoa GC 98
TP-05+06 (370/350) - Semivoa GC 99
TP-10+11 (370) - Semivoa GC 100
8082A - Polychlorinated Biphenyls (PCBs) by GC using Microwave Extraction
TP-07 (350) - Semivoa GC 101
TP-05+06 (370/350) - Semivoa GC 102
TP-10 (370) - Semivoa GC 103
TP-11 (370) - Semivoa GC 104

Table of Contents (continued)

8151A - Chlorinated Herbicides by GC

TP-07 (350) - Semivoa GC 105

TP-05+06 (370/350) - Semivoa GC 106

TP-10+11 (370) - Semivoa GC 107

Metals 108

Sample Results 109

General Chemistry 117

TP-01 (350) - GenChem 118

TP-02 (350) - GenChem 120

TP-03 (350) - GenChem 121

TP-06 (350) - GenChem 122

TP-07 (350) - GenChem 123

TP-08+09+10 (350) - GenChem 125

TP-10 (350) - GenChem 127

TP-11+12 (350) - GenChem 128

TP-12 (350) - GenChem 130

TP-01 (370) - GenChem 131

TP-03 (370) - GenChem 133

TP-05+06 (370/350) - GenChem 134

TP-06 (370) - GenChem 135

TP-06+07 (370) - GenChem 136

TP-08 (370) - GenChem 138

TP-08+09 (370) - GenChem 139

TP-10 (370) - GenChem 141

TP-11 (370) - GenChem 142

TP-10+11 (370) - GenChem 143

TP-12 (370) - GenChem 145

Field Duplicate - GenChem 146

QC Summary Forms 147

Volatile Organic Compounds by GCMS 148

8260C - Volatile Organic Compounds by GC/MS, Unp

VOA GCMS Surrogate Summary 149

Table of Contents (continued)

RQ2106859-06 TP-11 (370) - DMS VOA GCMS 150
MB Summary VOA GCMS 152
Method Blank - VOA GCMS 153
LCS Summary VOA GCMS 155
RQ2106859-03 - LCS VOA GCMS 156
Tune Summary 8260C 158
IS Summary VOA GCMS 159
Semivolatile Organic Compounds by GCMS 161
8270D - Semivolatile Organic Compounds by GC/MS using Microwave Digestion
Semivoa GCMS Surrogate Summary 162
RQ2106778-05 TP-10+11 (370) - DMS Semivoa GCMS 164
MB Summary Semivoa GCMS 167
Method Blank - Semivoa GCMS 168
LCS Summary Semivoa GCMS 170
RQ2106778-03 - DLCS Semivoa GCMS 171
Tune Summary 8270D 173
IS Summary Semivoa GCMS 175
Semivolatile Organic Compounds by GC 179
8081B - Organochlorine Pesticides by Gas Chromatography using Microwave Extraction
Semivoa GC Surrogate Summary 180
RQ2106851-09 TP-10+11 (370) - DMS Semivoa GC 181
MB Summary Semivoa GC 182
Method Blank - Semivoa GC 184
LCS Summary Semivoa GC 185
RQ2106851-03 - DLCS Semivoa GC 187
Dual Column Confirmation 188
8082A - Polychlorinated Biphenyls (PCBs) by GC using Microwave Extraction
Semivoa GC Surrogate Summary 195
RQ2106899-05 TP-11 (370) - DMS Semivoa GC 196
MB Summary Semivoa GC 197
Method Blank - Semivoa GC 199
Method Blank - Semivoa GC 200

Table of Contents (continued)

LCS Summary Semivoa GC 201
RQ2106851-05 - DLCS Semivoa GC 203
RQ2106899-03 - DLCS Semivoa GC 204
Dual Column Confirmation 205
8151A - Chlorinated Herbicides by GC
Semivoa GC Surrogate Summary 211
RQ2106890-02 TP-10+11 (370) - DMS Semivoa GC 212
MB Summary Semivoa GC 213
Method Blank - Semivoa GC 214
LCS Summary Semivoa GC 215
RQ2106890-05 - DLCS Semivoa GC 216
Dual Column Confirmation 217
Metals 221
Initial and Continuing Calibration Verification 222
CRDL Standard for AA & ICP 228
Blank Summary 231
Interference Check Sample 235
Matrix Spike Summary 237
Post Digestion Spike Summary 239
Duplicate Spike Summary 240
Laboratory Control Sample Summary 241
Serial Dilution Sample Summary 242
Method Detection Limits 244
Linear Ranges 246
Analysis Run Log 247
General Chemistry 255
Method Blank - GenChem 256
Method Blank - GenChem 257
R2105887-019MS1 258
R2105887-019MS2 TP-10+11 (370) - MS GenChem 259
R2105887-019DMS1 TP-10+11 (370) - DMS GenChem 260
R2105887-005DUP 261

Table of Contents (continued)

R2105887-018DUP 262
R2105887-019DUP 263
R2105887-LCS1 - LCS GenChem 265
R2105887-LCS2 - LCS GenChem 266
CN Tot - CCB GenChem 267
Cr6 - CCB GenChem 268
CN Tot - CCV GenChem 269
Cr6 - CCV GenChem 270
Raw Data 271
Volatile Organic Compounds by GCMS 272
8260C - VOC Bulk
Form 1s
TP-01 (350) - VOA GCMS 273
TP-02 (350) - VOA GCMS 275
TP-03 (350) - VOA GCMS 277
TP-06 (350) - VOA GCMS 279
TP-07 (350) - VOA GCMS 281
TP-10 (350) - VOA GCMS 283
TP-12 (350) - VOA GCMS 285
TP-01 (370) - VOA GCMS 287
TP-03 (370) - VOA GCMS 289
TP-06 (370) - VOA GCMS 291
TP-08 (370) - VOA GCMS 293
TP-10 (370) - VOA GCMS 295
TP-11 (370) - VOA GCMS 297
TP-12 (370) - VOA GCMS 299
Field Duplicate - VOA GCMS 301
Raw Data 303
ICAL Summary 557
ICV Summary 565
RQ2106859-02 - CCV VOA GCMS 567
Run Log 569

Table of Contents (continued)

Run Log Sheets 571

Semivolatile Organic Compounds by GCMS 572

8270D - SVO MW

Form 1s

TP-01 (350) - Semivoa GCMS 573

TP-07 (350) - Semivoa GCMS 575

TP-10 (350) - Semivoa GCMS 577

TP-12 (350) - Semivoa GCMS 579

TP-01 (370) - Semivoa GCMS 581

TP-05+06 (370/350) - Semivoa GCMS 583

TP-06 (370) - Semivoa GCMS 585

TP-08 (370) - Semivoa GCMS 587

TP-10+11 (370) - Semivoa GCMS 589

Field Duplicate - Semivoa GCMS 591

Raw Data 593

ICAL Summary 833

ICV Summary 846

RQ2106898-02 - CCV Semivoa GCMS 848

RQ2107054-04 - CCV Semivoa GCMS 850

Run Log 852

Run Log Sheets 854

Prep Summary Semivoa GCMS 856

Prep Sheets 857

Semivolatile Organic Compounds by GC 859

8151A - HERB

Form 1s

TP-07 (350) - Semivoa GC 860

TP-05+06 (370/350) - Semivoa GC 861

TP-10+11 (370) - Semivoa GC 862

Raw Data 863

ICAL Summary 1075

ICAL Summary 1077

Table of Contents (continued)

ICV Summary 1079
ICV Summary 1080
RQ2107158-01 - CCV Semivoa GC 1081
RQ2107158-02 - CCV Semivoa GC 1083
RQ2107158-03 - CCV Semivoa GC 1085
RQ2107158-05 - CCV Semivoa GC 1087
Run Log 1089
Run Log Sheets 1091
Prep Summary Semivoa GC 1092
Prep Sheets 1093
8081B - Pest OC MW
Form 1s
TP-07 (350) - Semivoa GC 1095
TP-05+06 (370/350) - Semivoa GC 1096
TP-10+11 (370) - Semivoa GC 1097
Raw Data 1098
ICAL Summary 1272
ICAL Summary 1276
ICV Summary 1280
ICV Summary 1281
RQ2107098-04 - CCV Semivoa GC 1282
RQ2107098-07 - CCV Semivoa GC 1284
RQ2107098-09 - CCV Semivoa GC 1286
RQ2107211-04 - CCV Semivoa GC 1288
RQ2107211-06 - CCV Semivoa GC 1290
Run Log 1292
Run Log Sheets 1295
Prep Summary Semivoa GC 1297
Prep Sheets 1298
8082A - PCB MW
Form 1s
TP-07 (350) - Semivoa GC 1300

Table of Contents (continued)

TP-05+06 (370/350) - Semivoa GC 1301
TP-10 (370) - Semivoa GC 1302
TP-11 (370) - Semivoa GC 1303
Raw Data 1304
ICAL Summary 1562
ICAL Summary 1565
ICV Summary 1568
ICV Summary 1569
RQ2107099-04 - CCV Semivoa GC 1570
RQ2107099-05 - CCV Semivoa GC 1572
RQ2107099-09 - CCV Semivoa GC 1574
RQ2107099-10 - CCV Semivoa GC 1576
Run Log 1578
Run Log Sheets 1581
Prep Summary Semivoa GC 1583
Prep Sheets 1585
Metals 1589
Sample Results 1590
727820 1598
727870 1659
727932 1683
Initial and Continuing Calibration Verification 1872
Blank Summary 1878
Analysis Run Log 1882
Sample Preparation Summary 1890
General Chemistry 1892
TP-01 (350) - GenChem 1893
TP-02 (350) - GenChem 1895
TP-03 (350) - GenChem 1896
TP-06 (350) - GenChem 1897
TP-07 (350) - GenChem 1898
TP-08+09+10 (350) - GenChem 1900

Table of Contents (continued)

TP-10 (350) - GenChem 1902
TP-11+12 (350) - GenChem 1903
TP-12 (350) - GenChem 1905
TP-01 (370) - GenChem 1906
TP-03 (370) - GenChem 1908
TP-05+06 (370/350) - GenChem 1909
TP-06 (370) - GenChem 1910
TP-06+07 (370) - GenChem 1911
TP-08 (370) - GenChem 1913
TP-08+09 (370) - GenChem 1914
TP-10 (370) - GenChem 1916
TP-11 (370) - GenChem 1917
TP-10+11 (370) - GenChem 1918
TP-12 (370) - GenChem 1920
Field Duplicate - GenChem 1921
9012B - CN Tot - 728041 1922
7199 - Cr6 - 728329 1939
ALS SOP - Total Solids - 728619 2076
IC8-062121RL CALIBRATION 2081
Subcontracted Test Results 2093
R2105887-MDT-AER-593 2094
Chain of Custody Records 2096
Certificate of Analysis 2100
Case Narrative 2112
Flashpoint by Method 1010 Raw Data 2114
Total Solids Raw Data 2117

Narrative Documents

ALS Environmental—Rochester Laboratory
1565 Jefferson Road, Building 300, Suite 360, Rochester, NY 14623
Phone (585) 288-5380 Fax (585) 288-8475
www.alsglobal.com

1565 Jefferson Rd, Building 300, Rochester, NY 14623 | 585-288-5380 | www.alsglobal.com

Client: LU Engineers
Project: Orchard Street
Sample Matrix: Soil

Service Request: R2105887
Date Received: 06/11/2021

CASE NARRATIVE

All analyses were performed consistent with the quality assurance program of ALS Environmental. This report contains analytical results for samples for the Tier level IV requested by the client.

Sample Receipt:

Twenty one soil samples were received for analysis at ALS Environmental on 06/11/2021. Any discrepancies upon initial sample inspection are annotated on the sample receipt and preservation form included within this report. The samples were stored at minimum in accordance with the analytical method requirements.

One or more samples were subcontracted to another laboratory for testing. The certified analytical report from the subcontractor has been included in its entirety at the end of this report and includes the name and address of the subcontracted laboratory.

Method 8260C: soil samples included in this report were received in jars and not collected using one of the EPA method 5035A low level options. In accordance with the NYSDOH technical notice of October 2012 all results or reporting limits <200 ug/kg should be considered as estimated due to potential low bias.

Semivolatiles by GC/MS:

Method 8270D, 06/17/2021: The upper control limit was exceeded for one or more analytes in the Continuing Calibration Verification (CCV). The field samples analyzed in this sequence did not contain the analyte(s) in question above the Method Reporting Limit (MRL). Since the exceedance equates to a potential high bias, the data quality was not significantly affected and no further corrective action was taken.

Method 8270D, 06/17/2021: The lower control limit was exceeded for one or more analytes in the Continuing Calibration Verification (CCV). Since there were no detections of the analyte(s) above the MRL in the associated field samples, the quantitation is not affected. The data quality was not significantly affected and no further corrective action was taken.

Method 8270D, 06/17/2021: The matrix spike recovery of one or more of the spiked analytes was outside of control limits because of sample matrix. No further corrective action was required.

Method 8270D, 06/16/2021: The upper control criterion was exceeded for one or more analytes in the Laboratory Control Sample (LCS). There were no detections of the analyte(s) above the MRL in the associated field samples. The error associated with elevated recovery equates to a high bias. The sample data is not significantly affected. No further corrective action was appropriate.

Method 8270D, 06/16/2021: The control limits were exceeded for one or more surrogates in one or more QC samples associated with samples in this report. Most associated recoveries of target compounds were in control. Some were high but there were no hits in the samples for these compounds. This indicates the analysis was in control. The surrogate outlier is flagged accordingly. No further corrective action was appropriate.

Method 8270D, 06/17/2021: The lower control limit was exceeded for one or more analytes in the Continuing Calibration Verification (CCV). Since there were no detections of the analyte(s) above the MRL in the associated field samples, the quantitation is not affected. The data quality was not significantly affected and no further corrective action was taken.

Approved by _____ Date 07/13/2021

Method 8270D, 06/17/2021: The upper control criterion was exceeded for one or more analytes in the Laboratory Control Sample (LCS). There were no detections of the analyte(s) above the MRL in the associated field samples. The error associated with elevated recovery equates to a high bias. The sample data is not significantly affected. No further corrective action was appropriate.

Method 8270D, 06/17/2021: The control limits were exceeded for one or more surrogates in one or more QC samples associated with samples in this report. The associated recoveries of target compounds were in control or outside high with no hits, indicating the analysis was in control. The surrogate outlier is flagged accordingly. No further corrective action was appropriate.

Semivoa GC:

Method 8081B, 06/22/2021: The upper control limit was exceeded for one or more analytes in the Continuing Calibration Verification (CCV). The field samples analyzed in this sequence did not contain the analyte(s) in question above the Method Reporting Limit (MRL). Since the exceedance equates to a potential high bias, the data quality was not significantly affected and no further corrective action was taken.

The RPD between the MS and the MSD was greater than the RPD limit. The percent recovery limit was met for both the MS and the MSD.

Method 8082A, 06/18/2021: The lower control limit was exceeded for one or more analytes in the Continuing Calibration Verification (CCV). Since there were no detections of the analyte(s) above the MRL in the associated field samples, the quantitation is not affected. The data quality was not significantly affected and no further corrective action was taken.

Metals:

No significant anomalies were noted with this analysis.

General Chemistry:

No significant anomalies were noted with this analysis.

Subcontracted Analytical Parameters:

No significant anomalies were noted with this analysis.

Volatiles by GC/MS:

No significant anomalies were noted with this analysis.

Approved by _____ Date 07/13/2021

SAMPLE DETECTION SUMMARY

CLIENT ID: TP-01 (350)	Lab ID: R2105887-001					
Analyte	**Results**	**Flag**	**MDL**	**MRL**	**Units**	**Method**
Chromium, Trivalent	6.1			1.0	mg/Kg	Calculation
Total Solids	87.5				Percent	ALS SOP
Tetrachloroethene (PCE)	0.33	J	0.27	5.7	ug/Kg	8260C
Trichloroethene (TCE)	0.30	J	0.26	5.7	ug/Kg	8260C

CLIENT ID: TP-02 (350)	Lab ID: R2105887-002					
Analyte	**Results**	**Flag**	**MDL**	**MRL**	**Units**	**Method**
Total Solids	77.1				Percent	ALS SOP
2-Butanone (MEK)	13		2.6	6.5	ug/Kg	8260C
Acetone	59		6.1	6.5	ug/Kg	8260C
Carbon Disulfide	0.78	J	0.38	6.5	ug/Kg	8260C
Tetrachloroethene (PCE)	1.8	J	0.30	6.5	ug/Kg	8260C

CLIENT ID: TP-03 (350)	Lab ID: R2105887-003					
Analyte	**Results**	**Flag**	**MDL**	**MRL**	**Units**	**Method**
Total Solids	77.7				Percent	ALS SOP
2-Butanone (MEK)	24		2.6	6.4	ug/Kg	8260C
Acetone	120		6.1	6.4	ug/Kg	8260C
Carbon Disulfide	0.70	J	0.38	6.4	ug/Kg	8260C
Tetrachloroethene (PCE)	0.41	J	0.30	6.4	ug/Kg	8260C

CLIENT ID: TP-06 (350)	Lab ID: R2105887-004					
Analyte	**Results**	**Flag**	**MDL**	**MRL**	**Units**	**Method**
Total Solids	88.7				Percent	ALS SOP
Acetone	6.9		5.3	5.6	ug/Kg	8260C
Tetrachloroethene (PCE)	4.7	J	0.26	5.6	ug/Kg	8260C
Trichloroethene (TCE)	0.94	J	0.25	5.6	ug/Kg	8260C

CLIENT ID: TP-07 (350)	Lab ID: R2105887-005					
Analyte	**Results**	**Flag**	**MDL**	**MRL**	**Units**	**Method**
Chromium, Trivalent	6.6			1.0	mg/Kg	Calculation
Total Solids	87.5				Percent	ALS SOP
Tetrachloroethene (PCE)	0.54	J	0.27	5.7	ug/Kg	8260C

CLIENT ID: TP-08+09+10 (350)	Lab ID: R2105887-006					
Analyte	**Results**	**Flag**	**MDL**	**MRL**	**Units**	**Method**
Chromium, Hexavalent	0.12	J	0.06	0.48	mg/Kg	7199
Chromium, Trivalent	11.6			1.0	mg/Kg	Calculation
Total Solids	81.4				Percent	ALS SOP

CLIENT ID: TP-10 (350)	Lab ID: R2105887-007					
Analyte	**Results**	**Flag**	**MDL**	**MRL**	**Units**	**Method**
Total Solids	81.5				Percent	ALS SOP
Acetone	12		5.8	6.1	ug/Kg	8260C

SAMPLE DETECTION SUMMARY

CLIENT ID: TP-10 (350)	Lab ID: R2105887-007					
Analyte	**Results**	**Flag**	**MDL**	**MRL**	**Units**	**Method**
Tetrachloroethene (PCE)	8.6		0.29	6.1	ug/Kg	8260C
Trichloroethene (TCE)	1.3	J	0.27	6.1	ug/Kg	8260C
Acenaphthene	250	J	170	850	ug/Kg	8270D
Acenaphthylene	1500		180	850	ug/Kg	8270D
Anthracene	1800		150	850	ug/Kg	8270D
Benz(a)anthracene	7500		130	850	ug/Kg	8270D
Benzo(a)pyrene	9600		230	850	ug/Kg	8270D
Benzo(b)fluoranthene	11000		150	850	ug/Kg	8270D
Benzo(g,h,i)perylene	8300		200	850	ug/Kg	8270D
Benzo(k)fluoranthene	3800		140	850	ug/Kg	8270D
Carbazole	1800		140	850	ug/Kg	8270D
Chrysene	8900		130	850	ug/Kg	8270D
Dibenz(a,h)anthracene	1600		190	850	ug/Kg	8270D
Dibenzofuran	550	J	160	850	ug/Kg	8270D
Fluoranthene	17000		220	850	ug/Kg	8270D
Fluorene	530	J	160	850	ug/Kg	8270D
Indeno(1,2,3-cd)pyrene	8000		280	850	ug/Kg	8270D
Naphthalene	320	J	160	850	ug/Kg	8270D
Phenanthrene	11000		130	850	ug/Kg	8270D
Pyrene	16000		150	850	ug/Kg	8270D

CLIENT ID: TP-11+12 (350)	Lab ID: R2105887-008					
Analyte	**Results**	**Flag**	**MDL**	**MRL**	**Units**	**Method**
Chromium, Trivalent	6.1			1.0	mg/Kg	Calculation
Total Solids	88.7				Percent	ALS SOP

CLIENT ID: TP-12 (350)	Lab ID: R2105887-009					
Analyte	**Results**	**Flag**	**MDL**	**MRL**	**Units**	**Method**
Total Solids	85.9				Percent	ALS SOP
Acetone	21		5.5	5.8	ug/Kg	8260C
Tetrachloroethene (PCE)	1.6	J	0.27	5.8	ug/Kg	8260C
Trichloroethene (TCE)	0.91	J	0.26	5.8	ug/Kg	8260C

CLIENT ID: TP-01 (370)	Lab ID: R2105887-010					
Analyte	**Results**	**Flag**	**MDL**	**MRL**	**Units**	**Method**
Chromium, Trivalent	6.7			1.0	mg/Kg	Calculation
Total Solids	84.1				Percent	ALS SOP
1,1,2,2-Tetrachloroethane	2.0	J	0.53	5.9	ug/Kg	8260C
Acetone	10		5.6	5.9	ug/Kg	8260C
Cyclohexane	0.40	J	0.31	5.9	ug/Kg	8260C
Isopropylbenzene (Cumene)	0.52	J	0.24	5.9	ug/Kg	8260C
Methylcyclohexane	3.7	J	0.37	5.9	ug/Kg	8260C
Tetrachloroethene (PCE)	1.0	J	0.28	5.9	ug/Kg	8260C

SAMPLE DETECTION SUMMARY

CLIENT ID: TP-01 (370)	Lab ID: R2105887-010					
Analyte	**Results**	**Flag**	**MDL**	**MRL**	**Units**	**Method**
Benz(a)anthracene	190	J	57	380	ug/Kg	8270D
Benzo(a)pyrene	220	J	110	380	ug/Kg	8270D
Benzo(b)fluoranthene	250	J	64	380	ug/Kg	8270D
Benzo(g,h,i)perylene	180	J	89	380	ug/Kg	8270D
Benzo(k)fluoranthene	99	J	62	380	ug/Kg	8270D
Bis(2-ethylhexyl) Phthalate	150	J	70	580	ug/Kg	8270D
Butyl Benzyl Phthalate	49	J	47	380	ug/Kg	8270D
Chrysene	220	J	57	380	ug/Kg	8270D
Fluoranthene	400		97	380	ug/Kg	8270D
Indeno(1,2,3-cd)pyrene	160	J	130	380	ug/Kg	8270D
Phenanthrene	240	J	55	380	ug/Kg	8270D
Pyrene	360	J	64	380	ug/Kg	8270D

CLIENT ID: TP-03 (370)	Lab ID: R2105887-011					
Analyte	**Results**	**Flag**	**MDL**	**MRL**	**Units**	**Method**
Total Solids	78.8				Percent	ALS SOP
Acetone	7.7		6.0	6.3	ug/Kg	8260C
Tetrachloroethene (PCE)	1.7	J	0.30	6.3	ug/Kg	8260C
Trichloroethene (TCE)	0.69	J	0.28	6.3	ug/Kg	8260C

CLIENT ID: TP-05+06 (370/350)	Lab ID: R2105887-012					
Analyte	**Results**	**Flag**	**MDL**	**MRL**	**Units**	**Method**
Total Solids	87.5				Percent	ALS SOP
Benz(a)anthracene	100	J	58	390	ug/Kg	8270D
Benzo(a)pyrene	130	J	110	390	ug/Kg	8270D
Benzo(b)fluoranthene	140	J	65	390	ug/Kg	8270D
Benzo(g,h,i)perylene	110	J	89	390	ug/Kg	8270D
Chrysene	100	J	57	390	ug/Kg	8270D
Fluoranthene	180	J	97	390	ug/Kg	8270D
Phenanthrene	74	J	55	390	ug/Kg	8270D
Pyrene	160	J	65	390	ug/Kg	8270D

CLIENT ID: TP-06 (370)	Lab ID: R2105887-013					
Analyte	**Results**	**Flag**	**MDL**	**MRL**	**Units**	**Method**
Total Solids	79.7				Percent	ALS SOP
Tetrachloroethene (PCE)	39		0.29	6.3	ug/Kg	8260C
Trichloroethene (TCE)	0.61	J	0.28	6.3	ug/Kg	8260C
Anthracene	170	J	71	420	ug/Kg	8270D
Benz(a)anthracene	740		63	420	ug/Kg	8270D
Benzo(a)pyrene	1100		120	420	ug/Kg	8270D
Benzo(b)fluoranthene	1000		71	420	ug/Kg	8270D
Benzo(g,h,i)perylene	870		97	420	ug/Kg	8270D
Benzo(k)fluoranthene	370	J	69	420	ug/Kg	8270D

SAMPLE DETECTION SUMMARY

CLIENT ID: TP-06 (370)			Lab ID: R2105887-013			
Analyte	**Results**	**Flag**	**MDL**	**MRL**	**Units**	**Method**
Chrysene	720		62	420	ug/Kg	8270D
Dibenz(a,h)anthracene	150	J	92	420	ug/Kg	8270D
Fluoranthene	1400		110	420	ug/Kg	8270D
Indeno(1,2,3-cd)pyrene	740		140	420	ug/Kg	8270D
Phenanthrene	610		60	420	ug/Kg	8270D
Pyrene	1600		71	420	ug/Kg	8270D

CLIENT ID: TP-06+07 (370)			Lab ID: R2105887-014			
Analyte	**Results**	**Flag**	**MDL**	**MRL**	**Units**	**Method**
Chromium, Trivalent	7.6			1.0	mg/Kg	Calculation
Total Solids	86.6				Percent	ALS SOP

CLIENT ID: TP-08 (370)			Lab ID: R2105887-015			
Analyte	**Results**	**Flag**	**MDL**	**MRL**	**Units**	**Method**
Total Solids	85.3				Percent	ALS SOP
Acetone	8.5		5.6	5.9	ug/Kg	8260C
Tetrachloroethene (PCE)	15		0.27	5.9	ug/Kg	8260C
Trichloroethene (TCE)	0.46	J	0.26	5.9	ug/Kg	8260C

CLIENT ID: TP-08+09 (370)			Lab ID: R2105887-016			
Analyte	**Results**	**Flag**	**MDL**	**MRL**	**Units**	**Method**
Chromium, Trivalent	9.2			1.0	mg/Kg	Calculation
Total Solids	88.2				Percent	ALS SOP

CLIENT ID: TP-10 (370)			Lab ID: R2105887-017			
Analyte	**Results**	**Flag**	**MDL**	**MRL**	**Units**	**Method**
Total Solids	92.7				Percent	ALS SOP
Tetrachloroethene (PCE)	5.6		0.25	5.4	ug/Kg	8260C
Trichloroethene (TCE)	0.44	J	0.24	5.4	ug/Kg	8260C

CLIENT ID: TP-11 (370)			Lab ID: R2105887-018			
Analyte	**Results**	**Flag**	**MDL**	**MRL**	**Units**	**Method**
Total Solids	79.6				Percent	ALS SOP
Tetrachloroethene (PCE)	170		0.29	6.3	ug/Kg	8260C
Trichloroethene (TCE)	2.3	J	0.28	6.3	ug/Kg	8260C

CLIENT ID: TP-10+11 (370)			Lab ID: R2105887-019			
Analyte	**Results**	**Flag**	**MDL**	**MRL**	**Units**	**Method**
Chromium, Trivalent	11.5			1.0	mg/Kg	Calculation
Total Solids	86.0				Percent	ALS SOP
delta-BHC	1.2	J	0.97	1.9	ug/Kg	8081B

CLIENT ID: TP-12 (370)			Lab ID: R2105887-020			
Analyte	**Results**	**Flag**	**MDL**	**MRL**	**Units**	**Method**
Total Solids	88.9				Percent	ALS SOP

SAMPLE DETECTION SUMMARY

CLIENT ID: TP-12 (370)	Lab ID: R2105887-020					
Analyte	**Results**	**Flag**	**MDL**	**MRL**	**Units**	**Method**
Tetrachloroethene (PCE)	1.3	J	0.26	5.6	ug/Kg	8260C

CLIENT ID: Field Duplicate	Lab ID: R2105887-021					
Analyte	**Results**	**Flag**	**MDL**	**MRL**	**Units**	**Method**
Total Solids	87.6				Percent	ALS SOP
Acetone	19		5.4	5.7	ug/Kg	8260C
Tetrachloroethene (PCE)	0.74	J	0.27	5.7	ug/Kg	8260C

Sample Receipt Information

ALS Environmental—Rochester Laboratory
1565 Jefferson Road, Building 300, Suite 360, Rochester, NY 14623
Phone (585) 288-5380 Fax (585) 288-8475
www.alsglobal.com

Client: LU Engineers **Service Request:**R2105887
Project: Orchard Street/4235-01

SAMPLE CROSS-REFERENCE

SAMPLE #	CLIENT SAMPLE ID	DATE	TIME
R2105887-001	TP-01 (350)	6/3/2021	0800
R2105887-002	TP-02 (350)	6/3/2021	1000
R2105887-003	TP-03 (350)	6/3/2021	0945
R2105887-004	TP-06 (350)	6/4/2021	1100
R2105887-005	TP-07 (350)	6/3/2021	1500
R2105887-006	TP-08+09+10 (350)	6/3/2021	1430
R2105887-007	TP-10 (350)	6/3/2021	1315
R2105887-008	TP-11+12 (350)	6/3/2021	1245
R2105887-009	TP-12 (350)	6/3/2021	1245
R2105887-010	TP-01 (370)	6/3/2021	0845
R2105887-011	TP-03 (370)	6/3/2021	0920
R2105887-012	TP-05+06 (370/350)	6/4/2021	1100
R2105887-013	TP-06 (370)	6/4/2021	0730
R2105887-014	TP-06+07 (370)	6/4/2021	0745
R2105887-015	TP-08 (370)	6/4/2021	0830
R2105887-016	TP-08+09 (370)	6/4/2021	0845
R2105887-017	TP-10 (370)	6/4/2021	0900
R2105887-018	TP-11 (370)	6/4/2021	0930
R2105887-019	TP-10+11 (370)	6/4/2021	0930
R2105887-020	TP-12 (370)	6/4/2021	1000
R2105887-021	Field Duplicate		

CHAIN OF CUSTODY/LABORATORY ANALYSIS REQUEST FORM

005428

ALS

1565 Jefferson Road, Building 300, Suite 360 • Rochester, NY 14623 | +1 585 288 5380 +1 585 288 8475 (fax) PAGE 1 OF 2

Project Name: Orchard Street	Project Number: 4235-01
Project Manager: Ben Seifert	Report CC: Greg Andrus
Company/Address: Lu Engineers, 339 East Avenue Suite 200, Rochester NY 14604	
Phone #: 585-385-7417	Email: bseifert@lueng.com
Sampler's Signature:	Sampler's Printed Name: Ben Seifert

ANALYSIS REQUESTED (Include Method Number and Container Preservative)

PRESERVATIVE

CLIENT SAMPLE ID	FOR OFFICE USE ONLY LAB ID	SAMPLING DATE	SAMPLING TIME	MATRIX	NUMBER OF CONTAINERS	GC/MS VOAs ○ 8260 ○ 624 ○ CLP TCL VOC	GC/MS SVOAs ○ 8270 ○ 625 TCL 375 SVOC (B/N)	GC/HCHO ○ 8081 ○ 608 Pest 375	PESTICIDES ○ 8081 ○ 608 Pest 375	PCBs ○ 8082 ○ 608 Part 375	METALS, TOTAL (List in comments below) See note	METALS, DISSOLVED (List in comments below)	Total CN 9012	Ignitability 1010	Silver 8151						REMARKS/ ALTERNATE DESCRIPTION
TP-01 (350)		06/03/21	08:00	Soil	3	✓	✓				✓										
TP-02 (350)		06/03/21	10:00		1	✓															
TP-03 (350)		06/03/21	09:45		1	✓															
TP-06 (350)		06/03/21	11:00		1	✓															
TP-07 (350)		06/03/21	15:00		3	✓	✓		✓	✓	✓			✓							
TP-08+09+10 (350)		06/03/21	14:30		1						✓										Composite sample
TP-10 (350)		06/03/21	13:15		2	✓	✓														
TP-11+12 (350)		06/03/21	12:45		1						✓										Composite Sample
TP-12 (350)		06/03/21	12:45		2	✓	✓														
TP-01 (370)		06/03/21	08:45		4	✓	✓				✓			✓							
TP-03 (370)		06/03/21	09:20		1	✓															

Preservative Key
0. NONE
1. HCL
2. HNO_3
3. H_2SO_4
4. NaOH
5. Zn. Acetate
6. MeOH
7. $NaHSO_4$
8. Other _____

SPECIAL INSTRUCTIONS/COMMENTS

Metals
Part 375 Metals (As, Ba, Be, Cd, Cr, Cu, Pb, Mn, Hg, Ni, Se Ag, Zn)

Additional sample material available if needed

'COR Brownfield' quote from Michael Chevalier to Greg Andrus dated 12/18/2020 as reference

See QAPP ☐ Please homogenize composite samples

STATE WHERE SAMPLES WERE COLLECTED

TURNAROUND REQUIREMENTS
____ RUSH (SURCHARGES APPLY)
____ 1 day ____ 2 day ____ 3 day
____ 4 day ____ 5 day
✓ Standard (10 business days-No Surcharge)

REQUESTED REPORT DATE _____

REPORT REQUIREMENTS
____ I. Results Only
____ II. Results + QC Summaries (LCS, DUP, MS/MSD as required)
____ III. Results + QC and Calibration Summaries
____ IV. Data Validation Report with Raw Data
✓ Category B
Edata ✓ Yes ____ No

INVOICE INFORMATION
PO # 4235-01
BILL TO: Greg Andrus

RELINQUISHED BY	RECEIVED BY	RELINQUISHED BY	RECEIVED BY	RELINQUISHED BY	RECEIVED BY
Signature	Signature	Signature	Signature	Signature	Signature
Printed Name: Ben Seifert	Printed Name: Jonathan Nair	Printed Name	Printed Name	Printed Name	
Firm: Lu	Firm: ALS	Firm	Firm	Firm	
Date/Time: 06/11/21 17:20	Date/Time: 06/11/21 17:25	Date/Time	Date/Time	Date/Time	

R2105887 5
LU Engineers
Orchard Street

Distribution: White - Lab Copy; Yellow - Return to Originator

CHAIN OF CUSTODY/LABORATORY ANALYSIS REQUEST FORM

005429

ALS
1565 Jefferson Road, Building 300, Suite 360 • Rochester, NY 14623 | +1 585 288 5380 +1 585 288 8475 (fax) PAGE 1 OF 2

Project Name	Project Number
Project Manager	Report CC
Company/Address: SAME	
Phone #	Email
Sampler's Signature: [signature]	Sampler's Printed Name: Ben Seifert

ANALYSIS REQUESTED (Include Method Number and Container Preservative)

PRESERVATIVE

CLIENT SAMPLE ID	FOR OFFICE USE ONLY LAB ID	SAMPLING DATE	SAMPLING TIME	MATRIX	NUMBER OF CONTAINERS	GC/MS VOAs ○ 8260 ○ 624 ○ CLP: TCL VOC	GC/MS SVOAs ○ 8270 ○ 625 ○ CLP: Part 375 + CP-51, TCL SVOC (BNA)	GC/MS ○ 8081 ○ 608 PESTICIDES: Part 375 + CP-51, Silvex 8151	PCBs ○ 8082 ○ 608: Part 375	METALS, TOTAL (List in comments below): Part 375	METALS, DISSOLVED (List in comments below): Part 375	Total CN 9012	Ignitability 1010							REMARKS/ ALTERNATE DESCRIPTION
TP-05+06 (370/350)		06/04/21	11:00	Soil	1		✓	✓	✓	✓										Composite Sample
TP-06 (370)		06/04/21	07:30		2	✓	✓													
TP-06+07 (370)		06/04/21	07:45		1						✓									
TP-08 (370)		06/04/21	08:30		2	✓	✓													
TP-08+09 (370)		06/04/21	08:45		1						✓									
TP-10 (370)		06/04/21	09:00		2	✓				✓										
TP-11 (370)		06/04/21	09:30		2	✓				✓										
TP-10+11 (370)		06/04/21	09:30		3		✓	✓	✓		✓		✓	✓						Composite Sample
TP-12 (370)		06/04/21	10:00		1	✓														
TP-11 MS/MSD, TP-10+11 (370) MS/MSD		06/04/21	09:30		10	✓	✓	✓	✓	✓	✓		✓	✓						Composite (VOC grab)
Field Duplicate					2	✓	✓													

Preservative Key
0. NONE
1. HCL
2. HNO_3
3. H_2SO_4
4. NaOH
5. Zn. Acetate
6. MeOH
7. $NaHSO_4$
8. Other _____

SPECIAL INSTRUCTIONS/COMMENTS
Metals
Part 375 metals
Additional sample material available if needed
Please homogenize composite samples

See QAPP ☐

STATE WHERE SAMPLES WERE COLLECTED

TURNAROUND REQUIREMENTS
____ RUSH (SURCHARGES APPLY)
____ 1 day ____ 2 day ____ 3 day
____ 4 day ____ 3 day
✓ Standard (10 business days-No Surcharge)
REQUESTED REPORT DATE _____

REPORT REQUIREMENTS
____ I. Results Only
____ II. Results + QC Summaries (LCS, DUP, MS/MSD as required)
____ III. Results + QC and Calibration Summaries
____ IV. Data Validation Report with Raw Data
✓ Category B
Edata ✓ Yes ____ No

INVOICE INFORMATION
PO #
BILL TO: SAME

RELINQUISHED BY	RECEIVED BY	RELINQUISHED BY	RECEIVED BY	RELINQUISHED BY	RECEIVED BY
Signature [signature]	Signature [signature]	Signature	Signature	Signature	Signature
Printed Name Ben Seifert	Printed Name David Nord	Printed Name	Printed Name	Printed Name	Printed Name
Firm LU	Firm ALS	Firm	Firm	Firm	Firm
Date/Time 06/11/21 05:45pm	Date/Time 6/11/21 / 1745	Date/Time	Date/Time	Date/Time	Date/Time

Distribution: White - Lab Copy; Yellow - Return to Originator

R2105887 5
LU Engineers
Orchard Street

Cooler Receipt and Preservation Check Form

R2105887 5
LU Engineers
Orchard Street

Project/Client Lu Eng Folder Number

Cooler received on 6/11/21 by: DW

COURIER: ALS UPS FEDEX VELOCITY CLIENT

1	Were **Custody seals** on outside of cooler?	Y N	5a	**Perchlorate** samples have required headspace?	Y N NA
2	**Custody papers** properly completed (ink, signed)?	Y N	5b	Did VOA vials, Alk,or Sulfide have sig* **bubbles**?	Y N NA
3	Did all bottles arrive in good **condition** (unbroken)?	Y N	6	Where did the bottles originate?	ALS/ROC CLIENT
4	Circle: **Wet Ice Dry Ice Gel packs** present?	Y N	7	Soil VOA received as:	Bulk Encore 5035set NA

3. Temperature Readings Date: 6/11/21 Time: 1755 ID: IR#7 IR#11 From: Temp Blank Sample Bottle

Observed Temp (°C)	0.1°						
Within 0-6°C?	Y N	Y N	Y N	Y N	Y N	Y N	Y N
If <0°C, were samples frozen?	Y N	Y N	Y N	Y N	Y N	Y N	Y N

If out of Temperature, note packing/ice condition: _____ Ice melted Poorly Packed (described below) Same Day Rule

&Client Approval to Run Samples: _____ Standing Approval Client aware at drop-off Client notified by: _____

All samples held in storage location: R002 by DW on 6/11/21 at 1755
5035 samples placed in storage location: _____ by _____ on _____ at _____ within 48 hours of sampling? Y N

Cooler Breakdown/Preservation Check**: Date: 6/14/21 Time: 1515 by: DW

9. Were all bottle labels complete (*i.e.* analysis, preservation, etc.)? YES NO
10. Did all bottle labels and tags agree with custody papers? YES NO
11. Were correct containers used for the tests indicated? YES NO
12. Were 5035 vials acceptable (no extra labels, not leaking)? YES NO N/A
13. Air Samples: Cassettes / Tubes Intact Y / N with MS Y / N Canisters Pressurized Tedlar® Bags Inflated N/A

pH	Lot of test paper	Reagent	Preserved? Yes	Preserved? No	Lot Received	Exp	Sample ID Adjusted	Vol. Added	Lot Added	Final pH
≥12		NaOH								
≤2		HNO_3								
≤2		H_2SO_4								
<4		$NaHSO_4$								
5-9		For 608pest			No=Notify for 3day					
Residual Chlorine (-)		For CN, Phenol, 625, 608pest, 522			If +, contact PM to add $Na_2S_2O_3$ (625, 608, CN), ascorbic (phenol).					
		$Na_2S_2O_3$								
		ZnAcetate	-	-						
		HCl	**	**						

**VOAs and 1664 Not to be tested before analysis. Otherwise, all bottles of all samples with chemical preservatives are checked (not just representatives).

Bottle lot numbers: 032921-1SR, 111620-1TW
Explain all Discrepancies/ Other Comments:

HPROD	BULK
HTR	FLDT
SUB	HGFB
ALS	LL3541

Labels secondary reviewed by: DW
PC Secondary Review: SMS 6/15/21

*significant air bubbles: VOA > 5-6 mm : WC >1 in. diameter

ALS Group USA, Corp.
dba ALS Environmental

Internal Chain of Custody Report

Client: LU Engineers **Service Request:** R2105887
Project: Orchard Street/4235-01

Bottle ID	Methods	Date	Time	Sample Location / User	Disposed On
R2105887-001.01					
	8260C				
		6/14/2021	1507	SMO / DWARD	
		6/14/2021	1519	R-002 / DWARD	
		6/16/2021	0926	In Lab / FNAEGLER	
		6/16/2021	0931	R-010 / FNAEGLER	
R2105887-001.02					
	8270D				
		6/14/2021	1507	SMO / DWARD	
		6/14/2021	1519	R-002 / DWARD	
		6/15/2021	0902	In Lab / KSERCU	
		6/15/2021	1041	R-002 / KSERCU	
R2105887-001.03					
	7199,ALS SOP,7471B,6010C,6010C,6010C,6010C,6010C,6010C,6010C,6010C,6010C,6010C,6010C,6010C				
		6/14/2021	1507	SMO / DWARD	
		6/14/2021	1519	R-002 / DWARD	
		6/15/2021	1148	In Lab / NMANSEN	
		6/15/2021	1318	R-002 / NMANSEN	
R2105887-002.01					
	ALS SOP,8260C				
		6/14/2021	1507	SMO / DWARD	
		6/14/2021	1519	R-002 / DWARD	
		6/16/2021	0926	In Lab / FNAEGLER	
		6/16/2021	0931	R-010 / FNAEGLER	
R2105887-003.01					
	8260C,ALS SOP				
		6/14/2021	1507	SMO / DWARD	
		6/14/2021	1519	R-002 / DWARD	
		6/16/2021	0926	In Lab / FNAEGLER	
		6/16/2021	0931	R-010 / FNAEGLER	
R2105887-004.01					
	ALS SOP,8260C				
		6/14/2021	1507	SMO / DWARD	
		6/14/2021	1519	R-002 / DWARD	
		6/16/2021	0926	In Lab / FNAEGLER	
		6/16/2021	0931	R-010 / FNAEGLER	
R2105887-005.01					
	8260C				
		6/14/2021	1507	SMO / DWARD	
		6/14/2021	1519	R-002 / DWARD	

Client: LU Engineers **Service Request:** R2105887
Project: Orchard Street/4235-01

Bottle ID	Methods	Date	Time	Sample Location / User	Disposed On
	8260C				
		6/16/2021	0926	In Lab / FNAEGLER	
		6/16/2021	0931	R-010 / FNAEGLER	
R2105887-005.03					
	8081B,8082A,8151A,8270D				
		6/14/2021	1507	SMO / DWARD	
		6/14/2021	1519	R-002 / DWARD	
		6/15/2021	0902	In Lab / KSERCU	
		6/15/2021	1041	R-002 / KSERCU	
		6/16/2021	0909	In Lab / KSERCU	
		6/16/2021	1008	R-002 / KSERCU	
		6/17/2021	0812	In Lab / VSTAUFFER	
		6/17/2021	1143	R-002 / VSTAUFFER	
R2105887-005.04					
	6010C,7199,ALS SOP,7471B,6010C,6010C,6010C,6010C,6010C,6010C,6010C,6010C,6010C,6010C, 6010C				
		6/14/2021	1507	SMO / DWARD	
		6/14/2021	1519	R-002 / DWARD	
		6/15/2021	1148	In Lab / NMANSEN	
		6/15/2021	1318	R-002 / NMANSEN	
R2105887-006.04					
	7471B,6010C,6010C,6010C,6010C,6010C,6010C,ALS SOP,6010C,6010C,6010C,6010C,6010C,7199,6010C				
		6/14/2021	1507	SMO / DWARD	
		6/14/2021	1519	R-002 / DWARD	
		6/15/2021	1147	In Lab / NMANSEN	
		6/15/2021	1318	R-002 / NMANSEN	
R2105887-007.01					
	8260C				
		6/14/2021	1507	SMO / DWARD	
		6/14/2021	1519	R-002 / DWARD	
		6/16/2021	0926	In Lab / FNAEGLER	
		6/16/2021	0931	R-010 / FNAEGLER	
R2105887-007.02					
	8270D,ALS SOP				
		6/14/2021	1507	SMO / DWARD	
		6/14/2021	1519	R-002 / DWARD	
		6/15/2021	0902	In Lab / KSERCU	
		6/15/2021	1041	R-002 / KSERCU	
R2105887-008.04					

Client: LU Engineers **Service Request:** R2105887
Project: Orchard Street/4235-01

Bottle ID	Methods	Date	Time	Sample Location / User	Disposed On
	6010C,7199,7471B,6010C,6010C,6010C,6010C,6010C,6010C,6010C,6010C,6010C,6010C,ALS SOP				
		6/14/2021	1507	SMO / DWARD	
		6/14/2021	1519	R-002 / DWARD	
		6/15/2021	1148	In Lab / NMANSEN	
		6/15/2021	1318	R-002 / NMANSEN	
R2105887-009.01					
	8260C				
		6/14/2021	1507	SMO / DWARD	
		6/14/2021	1519	R-002 / DWARD	
		6/16/2021	0926	In Lab / FNAEGLER	
		6/16/2021	0931	R-010 / FNAEGLER	
R2105887-009.02					
	ALS SOP,8270D				
		6/14/2021	1507	SMO / DWARD	
		6/14/2021	1519	R-002 / DWARD	
		6/15/2021	0901	In Lab / KSERCU	
		6/15/2021	1041	R-002 / KSERCU	
R2105887-010.02					
		6/14/2021	1507	SMO / DWARD	
		6/14/2021	1519	R-002 / DWARD	
R2105887-010.04					
	6010C,6010C,7471B,7199,ALS SOP,6010C,6010C,6010C,6010C,6010C,6010C,6010C,6010C,6010C,6010C				
		6/14/2021	1507	SMO / DWARD	
		6/14/2021	1519	R-002 / DWARD	
		6/15/2021	1147	In Lab / NMANSEN	
		6/15/2021	1318	R-002 / NMANSEN	
R2105887-010.05					
	8270D				
		6/14/2021	1507	SMO / DWARD	
		6/14/2021	1519	R-002 / DWARD	
		6/15/2021	0901	In Lab / KSERCU	
		6/15/2021	1041	R-002 / KSERCU	
R2105887-010.06					
	8260C				
		6/14/2021	1507	SMO / DWARD	
		6/14/2021	1519	R-002 / DWARD	
		6/16/2021	0926	In Lab / FNAEGLER	
		6/16/2021	0931	R-010 / FNAEGLER	
R2105887-011.01					

Client: LU Engineers **Service Request:** R2105887
Project: Orchard Street/4235-01

Bottle ID	Methods	Date	Time	Sample Location / User	Disposed On
	8260C,ALS SOP				
		6/14/2021	1507	SMO / DWARD	
		6/14/2021	1519	R-002 / DWARD	
		6/16/2021	0926	In Lab / FNAEGLER	
		6/16/2021	0931	R-010 / FNAEGLER	
R2105887-012.03					
	8081B,8082A,8151A,ALS SOP,8270D				
		6/14/2021	1507	SMO / DWARD	
		6/14/2021	1519	R-002 / DWARD	
		6/15/2021	0901	In Lab / KSERCU	
		6/15/2021	1041	R-002 / KSERCU	
		6/16/2021	0924	In Lab / KSERCU	
		6/16/2021	1008	R-002 / KSERCU	
		6/17/2021	0812	In Lab / VSTAUFFER	
		6/17/2021	1143	R-002 / VSTAUFFER	
R2105887-013.01					
	8260C				
		6/14/2021	1507	SMO / DWARD	
		6/14/2021	1519	R-002 / DWARD	
		6/16/2021	0926	In Lab / FNAEGLER	
		6/16/2021	0931	R-010 / FNAEGLER	
R2105887-013.02					
	ALS SOP,8270D				
		6/14/2021	1507	SMO / DWARD	
		6/14/2021	1519	R-002 / DWARD	
		6/15/2021	0902	In Lab / KSERCU	
		6/15/2021	1041	R-002 / KSERCU	
R2105887-014.04					
	6010C,7199,ALS SOP,6010C,6010C,6010C,6010C,6010C,6010C,6010C,6010C,6010C,6010C,7471B,6010C				
		6/14/2021	1507	SMO / DWARD	
		6/14/2021	1519	R-002 / DWARD	
		6/15/2021	1148	In Lab / NMANSEN	
		6/15/2021	1318	R-002 / NMANSEN	
R2105887-015.01					
	8260C				
		6/14/2021	1507	SMO / DWARD	
		6/14/2021	1519	R-002 / DWARD	
		6/16/2021	0926	In Lab / FNAEGLER	
		6/16/2021	0931	R-010 / FNAEGLER	
R2105887-015.02					

Client: LU Engineers **Service Request:** R2105887
Project: Orchard Street/4235-01

Bottle ID	Methods	Date	Time	Sample Location / User	Disposed On
	ALS SOP,8270D				
		6/14/2021	1507	SMO / DWARD	
		6/14/2021	1519	R-002 / DWARD	
		6/15/2021	0902	In Lab / KSERCU	
		6/15/2021	1041	R-002 / KSERCU	
R2105887-016.04					
	6010C,ALS SOP,7199,7471B,6010C,6010C,6010C,6010C,6010C,6010C,6010C,6010C,6010C,6010C,6010C				
		6/14/2021	1507	SMO / DWARD	
		6/14/2021	1519	R-002 / DWARD	
		6/15/2021	1147	In Lab / NMANSEN	
		6/15/2021	1318	R-002 / NMANSEN	
R2105887-017.01					
	8260C				
		6/14/2021	1507	SMO / DWARD	
		6/14/2021	1519	R-002 / DWARD	
		6/16/2021	0926	In Lab / FNAEGLER	
		6/16/2021	0931	R-010 / FNAEGLER	
R2105887-017.03					
	8082A,ALS SOP				
		6/14/2021	1507	SMO / DWARD	
		6/14/2021	1519	R-002 / DWARD	
		6/15/2021	0902	In Lab / KSERCU	
		6/15/2021	1041	R-002 / KSERCU	
		6/16/2021	0910	In Lab / KSERCU	
		6/16/2021	1008	R-002 / KSERCU	
R2105887-018.01					
	8260C				
		6/14/2021	1507	SMO / DWARD	
		6/14/2021	1519	R-002 / DWARD	
		6/16/2021	0926	In Lab / FNAEGLER	
		6/16/2021	0931	R-010 / FNAEGLER	
R2105887-018.03					
		6/14/2021	1507	SMO / DWARD	
		6/14/2021	1519	R-002 / DWARD	
		6/16/2021	0910	In Lab / KSERCU	
		6/16/2021	1008	R-002 / KSERCU	
R2105887-018.04					
	ALS SOP				
		6/14/2021	1507	SMO / DWARD	

Internal Chain of Custody Report

Client: LU Engineers **Service Request:** R2105887
Project: Orchard Street/4235-01

Bottle ID	Methods	Date	Time	Sample Location / User	Disposed On
	ALS SOP				
		6/14/2021	1519	R-002 / DWARD	
R2105887-018.05					
	8082A				
		6/14/2021	1518	SMO / DWARD	
		6/14/2021	1519	R-002 / DWARD	
		6/17/2021	0911	In Lab / KSERCU	
		6/17/2021	1019	R-002 / KSERCU	
R2105887-019.02					
		6/14/2021	1507	SMO / DWARD	
		6/14/2021	1519	R-002 / DWARD	
R2105887-019.03					
		6/14/2021	1507	SMO / DWARD	
		6/14/2021	1519	R-002 / DWARD	
R2105887-019.04					
	ALS SOP,6010C,6010C,6010C,6010C,6010C,6010C,6010C,6010C,6010C,6010C,6010C, 7199,9012B,6010C,7471B				
		6/14/2021	1507	SMO / DWARD	
		6/14/2021	1519	R-002 / DWARD	
		6/15/2021	1147	In Lab / NMANSEN	
		6/15/2021	1318	R-002 / NMANSEN	
R2105887-019.05					
		6/14/2021	1518	SMO / DWARD	
		6/14/2021	1519	R-002 / DWARD	
R2105887-019.06					
		6/14/2021	1518	SMO / DWARD	
		6/14/2021	1519	R-002 / DWARD	
R2105887-019.07					
		6/14/2021	1518	SMO / DWARD	
		6/14/2021	1519	R-002 / DWARD	
R2105887-019.08					
		6/14/2021	1518	SMO / DWARD	
		6/14/2021	1519	R-002 / DWARD	
R2105887-019.09					

Client: LU Engineers **Service Request:** R2105887
Project: Orchard Street/4235-01

Bottle ID	Methods	Date	Time	Sample Location / User	Disposed On
		6/14/2021	1518	SMO / DWARD	
		6/14/2021	1519	R-002 / DWARD	
R2105887-019.10					
		6/14/2021	1518	SMO / DWARD	
		6/14/2021	1519	R-002 / DWARD	
R2105887-019.11					
		6/14/2021	1518	SMO / DWARD	
		6/14/2021	1519	R-002 / DWARD	
R2105887-019.12					
	8081B,8151A,8270D				
		6/14/2021	1519	SMO / DWARD	
		6/14/2021	1519	R-002 / DWARD	
		6/15/2021	0901	In Lab / KSERCU	
		6/15/2021	1041	R-002 / KSERCU	
		6/16/2021	0910	In Lab / KSERCU	
		6/16/2021	1008	R-002 / KSERCU	
		6/17/2021	0812	In Lab / VSTAUFFER	
		6/17/2021	1143	R-002 / VSTAUFFER	
R2105887-020.01					
	ALS SOP,8260C				
		6/14/2021	1507	SMO / DWARD	
		6/14/2021	1519	R-002 / DWARD	
		6/16/2021	0926	In Lab / FNAEGLER	
		6/16/2021	0931	R-010 / FNAEGLER	
R2105887-021.01					
	8260C				
		6/14/2021	1507	SMO / DWARD	
		6/14/2021	1519	R-002 / DWARD	
		6/16/2021	0926	In Lab / FNAEGLER	
		6/16/2021	0931	R-010 / FNAEGLER	
R2105887-021.02					
	ALS SOP				
		6/14/2021	1507	SMO / DWARD	
		6/14/2021	1519	R-002 / DWARD	
R2105887-021.03					
	8270D				
		6/14/2021	1519	SMO / DWARD	
		6/14/2021	1519	R-002 / DWARD	

ALS Group USA, Corp.
dba ALS Environmental

Internal Chain of Custody Report

Client: LU Engineers **Service Request:** R2105887
Project: Orchard Street/4235-01

Bottle ID	Methods	Date	Time	Sample Location / User	Disposed On
	8270D				
		6/15/2021	0901	In Lab / KSERCU	
		6/15/2021	1041	R-002 / KSERCU	
R2105887-021.04					
		6/14/2021	1526	SMO / DWARD	

Miscellaneous Forms

ALS Environmental—Rochester Laboratory
1565 Jefferson Road, Building 300, Suite 360, Rochester, NY 14623
Phone (585) 288-5380 Fax (585) 288-8475
www.alsglobal.com

REPORT QUALIFIERS AND DEFINITIONS

U Analyte was analyzed for but not detected. The sample quantitation limit has been corrected for dilution and for percent moisture, unless otherwise noted in the case narrative.

J Estimated value due to either being a Tentatively Identified Compound (TIC) or that the concentration is between the MRL and the MDL. Concentrations are not verified within the linear range of the calibration. For DoD: concentration >40% difference between two GC columns (pesticides/Arclors).

B Analyte was also detected in the associated method blank at a concentration that may have contributed to the sample result.

E Inorganics- Concentration is estimated due to the serial dilution was outside control limits.

E Organics- Concentration has exceeded the calibration range for that specific analysis.

D Concentration is a result of a dilution, typically a secondary analysis of the sample due to exceeding the calibration range or that a surrogate has been diluted out of the sample and cannot be assessed.

* Indicates that a quality control parameter has exceeded laboratory limits. Under the ñNotesò column of the Form I, this qualifier denotes analysis was performed out of Holding Time.

H Analysis was performed out of hold time for tests that have an ñimmediateò hold time criteria.

\# Spike was diluted out.

\+ Correlation coefficient for MSA is <0.995.

N Inorganics- Matrix spike recovery was outside laboratory limits.

N Organics- Presumptive evidence of a compound (reported as a TIC) based on the MS library search.

S Concentration has been determined using Method of Standard Additions (MSA).

W Post-Digestion Spike recovery is outside control limits and the sample absorbance is <50% of the spike absorbance.

P Concentration >40% difference between the two GC columns.

C Confirmed by GC/MS

Q DoD reports: indicates a pesticide/Aroclor is not confirmed (Ó100% Difference between two GC columns).

X See Case Narrative for discussion.

MRL Method Reporting Limit. Also known as:
LOQ Limit of Quantitation (LOQ)
The lowest concentration at which the method analyte may be reliably quantified under the method conditions.

MDL Method Detection Limit. A statistical value derived from a study designed to provide the lowest concentration that will be detected 99% of the time. Values between the MDL and MRL are estimated (see J qualifier).

LOD Limit of Detection. A value at or above the MDL which has been verified to be detectable.

ND Non-Detect. Analyte was not detected at the concentration listed. Same as U qualifier.

Rochester Lab ID # for State Certifications[1]

Connecticut ID # PH0556	Maine ID #NY0032	Pennsylvania ID# 68-786
Delaware Approved	New Hampshire ID # 2941	Rhode Island ID # 158
DoD ELAP #65817	New York ID # 10145	Virginia #460167
Florida ID # E87674	North Carolina #676	

[1] Analyses were performed according to our laboratoryôs NELAP-approved quality assurance program and any applicable state or agency requirements. The test results meet requirements of the current NELAP/TNI standards or state or agency requirements, where applicable, except as noted in the case narrative. Since not all analyte/method/matrix combinations are offered for state/NELAC accreditation, this report may contain results which are not accredited. For a specific list of accredited analytes, contact the laboratory or go to https://www.alsglobal.com/locations/americas/north-america/usa/new-york/rochester-environmental

Acronyms

ASTM	American Society for Testing and Materials
A2LA	American Association for Laboratory Accreditation
CARB	California Air Resources Board
CAS Number	Chemical Abstract Service registry Number
CFC	Chlorofluorocarbon
CFU	Colony-Forming Unit
DEC	Department of Environmental Conservation
DEQ	Department of Environmental Quality
DHS	Department of Health Services
DOE	Department of Ecology
DOH	Department of Health
EPA	U. S. Environmental Protection Agency
ELAP	Environmental Laboratory Accreditation Program
GC	Gas Chromatography
GC/MS	Gas Chromatography/Mass Spectrometry
LUFT	Leaking Underground Fuel Tank
M	Modified
MCL	Maximum Contaminant Level is the highest permissible concentration of a substance allowed in drinking water as established by the USEPA.
MDL	Method Detection Limit
MPN	Most Probable Number
MRL	Method Reporting Limit
NA	Not Applicable
NC	Not Calculated
NCASI	National Council of the Paper Industry for Air and Stream Improvement
ND	Not Detected
NIOSH	National Institute for Occupational Safety and Health
PQL	Practical Quantitation Limit
RCRA	Resource Conservation and Recovery Act
SIM	Selected Ion Monitoring
TPH	Total Petroleum Hydrocarbons
tr	Trace level is the concentration of an analyte that is less than the PQL but greater than or equal to the MDL.

Client: LU Engineers
Project: Orchard Street/4235-01
Service Request: R2105887

Sample Name: TP-01 (350)
Lab Code: R2105887-001
Sample Matrix: Soil
Date Collected: 06/3/21
Date Received: 06/11/21

Analysis Method	Extracted/Digested By	Analyzed By
6010C	NMANSEN	NMANSEN
7199	CWOODS	CWOODS
7471B	KMCLAEN	KMCLAEN
8260C		FNAEGLER
8270D	KSERCU	JMISIUREWICZ
ALS SOP		CLOI

Sample Name: TP-02 (350)
Lab Code: R2105887-002
Sample Matrix: Soil
Date Collected: 06/3/21
Date Received: 06/11/21

Analysis Method	Extracted/Digested By	Analyzed By
8260C		FNAEGLER
ALS SOP		CLOI

Sample Name: TP-03 (350)
Lab Code: R2105887-003
Sample Matrix: Soil
Date Collected: 06/3/21
Date Received: 06/11/21

Analysis Method	Extracted/Digested By	Analyzed By
8260C		FNAEGLER
ALS SOP		CLOI

Sample Name: TP-06 (350)
Lab Code: R2105887-004
Sample Matrix: Soil
Date Collected: 06/4/21
Date Received: 06/11/21

Analysis Method	Extracted/Digested By	Analyzed By
8260C		FNAEGLER
ALS SOP		CLOI

Client: LU Engineers
Project: Orchard Street/4235-01
Service Request: R2105887

Sample Name: TP-07 (350)
Lab Code: R2105887-005
Sample Matrix: Soil
Date Collected: 06/3/21
Date Received: 06/11/21

Analysis Method	Extracted/Digested By	Analyzed By
6010C	NMANSEN	NMANSEN
7199	CWOODS	CWOODS
7471B	KMCLAEN	KMCLAEN
8081B	KSERCU	AFELSER
8082A	KSERCU	BALLGEIER
8151A	KSERCU	AFELSER
8260C		FNAEGLER
8270D	KSERCU	JMISIUREWICZ
ALS SOP		CLOI

Sample Name: TP-08+09+10 (350)
Lab Code: R2105887-006
Sample Matrix: Soil
Date Collected: 06/3/21
Date Received: 06/11/21

Analysis Method	Extracted/Digested By	Analyzed By
6010C	NMANSEN	NMANSEN
7199	CWOODS	CWOODS
7471B	KMCLAEN	KMCLAEN
ALS SOP		CLOI

Sample Name: TP-10 (350)
Lab Code: R2105887-007
Sample Matrix: Soil
Date Collected: 06/3/21
Date Received: 06/11/21

Analysis Method	Extracted/Digested By	Analyzed By
8260C		FNAEGLER
8270D	KSERCU	JMISIUREWICZ
ALS SOP		CLOI

Client: LU Engineers
Project: Orchard Street/4235-01
Service Request: R2105887

Sample Name: TP-11+12 (350)
Lab Code: R2105887-008
Sample Matrix: Soil
Date Collected: 06/3/21
Date Received: 06/11/21

Analysis Method	Extracted/Digested By	Analyzed By
6010C	NMANSEN	NMANSEN
7199	CWOODS	CWOODS
7471B	KMCLAEN	KMCLAEN
ALS SOP		CLOI

Sample Name: TP-12 (350)
Lab Code: R2105887-009
Sample Matrix: Soil
Date Collected: 06/3/21
Date Received: 06/11/21

Analysis Method	Extracted/Digested By	Analyzed By
8260C		FNAEGLER
8270D	KSERCU	JMISIUREWICZ
ALS SOP		CLOI

Sample Name: TP-01 (370)
Lab Code: R2105887-010
Sample Matrix: Soil
Date Collected: 06/3/21
Date Received: 06/11/21

Analysis Method	Extracted/Digested By	Analyzed By
6010C	NMANSEN	NMANSEN
7199	CWOODS	CWOODS
7471B	KMCLAEN	KMCLAEN
8260C		FNAEGLER
8270D	KSERCU	JMISIUREWICZ
ALS SOP		CLOI

Client: LU Engineers
Project: Orchard Street/4235-01
Service Request: R2105887

Sample Name: TP-03 (370)
Lab Code: R2105887-011
Sample Matrix: Soil
Date Collected: 06/3/21
Date Received: 06/11/21

Analysis Method	Extracted/Digested By	Analyzed By
8260C		FNAEGLER
ALS SOP		CLOI

Sample Name: TP-05+06 (370/350)
Lab Code: R2105887-012
Sample Matrix: Soil
Date Collected: 06/4/21
Date Received: 06/11/21

Analysis Method	Extracted/Digested By	Analyzed By
8081B	KSERCU	AFELSER
8082A	KSERCU	BALLGEIER
8151A	KSERCU	AFELSER
8270D	KSERCU	JMISIUREWICZ
ALS SOP		CLOI

Sample Name: TP-06 (370)
Lab Code: R2105887-013
Sample Matrix: Soil
Date Collected: 06/4/21
Date Received: 06/11/21

Analysis Method	Extracted/Digested By	Analyzed By
8260C		FNAEGLER
8270D	KSERCU	JMISIUREWICZ
ALS SOP		CLOI

Sample Name: TP-06+07 (370)
Lab Code: R2105887-014
Sample Matrix: Soil
Date Collected: 06/4/21
Date Received: 06/11/21

Analysis Method	Extracted/Digested By	Analyzed By
6010C	NMANSEN	NMANSEN
7199	CWOODS	CWOODS
7471B	KMCLAEN	KMCLAEN

Client: LU Engineers
Project: Orchard Street/4235-01
Service Request: R2105887

Sample Name: TP-06+07 (370)
Lab Code: R2105887-014
Sample Matrix: Soil
Date Collected: 06/4/21
Date Received: 06/11/21

Analysis Method	Extracted/Digested By	Analyzed By
ALS SOP		CLOI

Sample Name: TP-08 (370)
Lab Code: R2105887-015
Sample Matrix: Soil
Date Collected: 06/4/21
Date Received: 06/11/21

Analysis Method	Extracted/Digested By	Analyzed By
8260C		FNAEGLER
8270D	KSERCU	JMISIUREWICZ
ALS SOP		CLOI

Sample Name: TP-08+09 (370)
Lab Code: R2105887-016
Sample Matrix: Soil
Date Collected: 06/4/21
Date Received: 06/11/21

Analysis Method	Extracted/Digested By	Analyzed By
6010C	NMANSEN	NMANSEN
7199	CWOODS	CWOODS
7471B	KMCLAEN	KMCLAEN
ALS SOP		CLOI

Sample Name: TP-10 (370)
Lab Code: R2105887-017
Sample Matrix: Soil
Date Collected: 06/4/21
Date Received: 06/11/21

Analysis Method	Extracted/Digested By	Analyzed By
8082A	KSERCU	BALLGEIER
8260C		FNAEGLER
ALS SOP		CLOI

Client: LU Engineers
Project: Orchard Street/4235-01
Service Request: R2105887

Sample Name: TP-11 (370)
Lab Code: R2105887-018
Sample Matrix: Soil
Date Collected: 06/4/21
Date Received: 06/11/21

Analysis Method	Extracted/Digested By	Analyzed By
8082A	KSERCU	BALLGEIER
8260C		FNAEGLER
ALS SOP		CLOI

Sample Name: TP-10+11 (370)
Lab Code: R2105887-019
Sample Matrix: Soil
Date Collected: 06/4/21
Date Received: 06/11/21

Analysis Method	Extracted/Digested By	Analyzed By
6010C	NMANSEN	NMANSEN
7199	CWOODS	CWOODS
7471B	KMCLAEN	KMCLAEN
8081B	KSERCU	AFELSER
8151A	KSERCU	AFELSER
8270D	KSERCU	JMISIUREWICZ
9012B	MROGERSON	GNITAJOUPPI
ALS SOP		CLOI

Sample Name: TP-12 (370)
Lab Code: R2105887-020
Sample Matrix: Soil
Date Collected: 06/4/21
Date Received: 06/11/21

Analysis Method	Extracted/Digested By	Analyzed By
8260C		FNAEGLER
ALS SOP		CLOI

Analyst Summary report

Client:	LU Engineers	**Service Request:**	R2105887
Project:	Orchard Street/4235-01		

Sample Name:	Field Duplicate	**Date Collected:**	NA
Lab Code:	R2105887-021	**Date Received:**	06/11/21
Sample Matrix:	Soil		

Analysis Method	Extracted/Digested By	Analyzed By
8260C		FNAEGLER
8270D	KSERCU	JMISIUREWICZ
ALS SOP		CLOI

INORGANIC PREPARATION METHODS

The preparation methods associated with this report are found in these tables unless discussed in the case narrative.

Water/Liquid Matrix

Analytical Method	Preparation Method
200.7	200.2
200.8	200.2
6010C	3005A/3010A
6020A	ILM05.3
9034 Sulfide Acid Soluble	9030B
SM 4500-CN-E Residual Cyanide	SM 4500-CN-G
SM 4500-CN-E WAD Cyanide	SM 4500-CN-I

Solid/Soil/Non-Aqueous Matrix

Analytical Method	Preparation Method
6010C	3050B
6020A	3050B
6010C TCLP (1311) extract	3005A/3010A
6010 SPLP (1312) extract	3005A/3010A
7199	3060A
300.0 Anions/ 350.1/ 353.2/ SM 2320B/ SM 5210B/ 9056A Anions	DI extraction
For analytical methods not listed, the preparation method is the same as the analytical method reference.	

Sample Results

ALS Environmental—Rochester Laboratory
1565 Jefferson Road, Building 300, Suite 360, Rochester, NY 14623
Phone (585) 288-5380 Fax (585) 288-8475
www.alsglobal.com

Volatile Organic Compounds by GC/MS

ALS Environmental—Rochester Laboratory
1565 Jefferson Road, Building 300, Suite 360, Rochester, NY 14623
Phone (585) 288-5380 Fax (585) 288-8475
www.alsglobal.com

Analytical Report

Client:	LU Engineers	**Service Request:**	R2105887
Project:	Orchard Street/4235-01	**Date Collected:**	06/03/21 08:00
Sample Matrix:	Soil	**Date Received:**	06/11/21 17:15
Sample Name:	TP-01 (350)	**Units:**	ug/Kg
Lab Code:	R2105887-001	**Basis:**	Dry

Volatile Organic Compounds by GC/MS, Unp

Analysis Method: 8260C
Prep Method: EPA 5030C

Analyte Name	Result	MRL	MDL	Dil.	Date Analyzed	Q
1,1,1-Trichloroethane (TCA)	5.7 U	5.7	0.23	1	06/16/21 11:59	
1,1,2,2-Tetrachloroethane	5.7 U	5.7	0.51	1	06/16/21 11:59	
1,1,2-Trichloroethane	5.7 U	5.7	0.23	1	06/16/21 11:59	
1,1,2-Trichloro-1,2,2-trifluoroethane	5.7 U	5.7	0.23	1	06/16/21 11:59	
1,1-Dichloroethane (1,1-DCA)	5.7 U	5.7	0.23	1	06/16/21 11:59	
1,1-Dichloroethene (1,1-DCE)	5.7 U	5.7	0.34	1	06/16/21 11:59	
1,2,3-Trichlorobenzene	5.7 U	5.7	0.60	1	06/16/21 11:59	
1,2,4-Trichlorobenzene	5.7 U	5.7	0.48	1	06/16/21 11:59	
1,2-Dibromo-3-chloropropane (DBCP)	5.7 U	5.7	0.86	1	06/16/21 11:59	
1,2-Dibromoethane	5.7 U	5.7	0.23	1	06/16/21 11:59	
1,2-Dichlorobenzene	5.7 U	5.7	0.23	1	06/16/21 11:59	
1,2-Dichloroethane	5.7 U	5.7	0.23	1	06/16/21 11:59	
1,2-Dichloropropane	5.7 U	5.7	0.23	1	06/16/21 11:59	
1,3-Dichlorobenzene	5.7 U	5.7	0.23	1	06/16/21 11:59	
1,4-Dichlorobenzene	5.7 U	5.7	0.26	1	06/16/21 11:59	
1,4-Dioxane	110 U	110	23	1	06/16/21 11:59	
2-Butanone (MEK)	5.7 U	5.7	2.3	1	06/16/21 11:59	
2-Hexanone	5.7 U	5.7	0.42	1	06/16/21 11:59	
4-Methyl-2-pentanone	5.7 U	5.7	0.27	1	06/16/21 11:59	
Acetone	5.7 U	5.7	5.4	1	06/16/21 11:59	
Benzene	5.7 U	5.7	0.23	1	06/16/21 11:59	
Bromochloromethane	5.7 U	5.7	0.23	1	06/16/21 11:59	
Bromodichloromethane	5.7 U	5.7	0.23	1	06/16/21 11:59	
Bromoform	5.7 U	5.7	0.58	1	06/16/21 11:59	
Bromomethane	5.7 U	5.7	2.4	1	06/16/21 11:59	
Carbon Disulfide	5.7 U	5.7	0.34	1	06/16/21 11:59	
Carbon Tetrachloride	5.7 U	5.7	0.30	1	06/16/21 11:59	
Chlorobenzene	5.7 U	5.7	0.23	1	06/16/21 11:59	
Chloroethane	5.7 U	5.7	0.47	1	06/16/21 11:59	
Chloroform	5.7 U	5.7	0.23	1	06/16/21 11:59	
Chloromethane	5.7 U	5.7	1.6	1	06/16/21 11:59	
Cyclohexane	5.7 U	5.7	0.30	1	06/16/21 11:59	
Dibromochloromethane	5.7 U	5.7	0.23	1	06/16/21 11:59	
Dichlorodifluoromethane (CFC 12)	5.7 U	5.7	0.38	1	06/16/21 11:59	
Dichloromethane	5.7 U	5.7	3.2	1	06/16/21 11:59	
Ethylbenzene	5.7 U	5.7	0.23	1	06/16/21 11:59	
Isopropylbenzene (Cumene)	5.7 U	5.7	0.23	1	06/16/21 11:59	
Methyl Acetate	5.7 U	5.7	0.96	1	06/16/21 11:59	
Methyl tert-Butyl Ether	5.7 U	5.7	0.23	1	06/16/21 11:59	
Methylcyclohexane	5.7 U	5.7	0.36	1	06/16/21 11:59	
Styrene	5.7 U	5.7	0.23	1	06/16/21 11:59	
Tetrachloroethene (PCE)	**0.33 J**	5.7	0.27	1	06/16/21 11:59	
Toluene	5.7 U	5.7	0.23	1	06/16/21 11:59	

ALS Group USA, Corp.
dba ALS Environmental

Analytical Report

Client:	LU Engineers	**Service Request:**	R2105887
Project:	Orchard Street/4235-01	**Date Collected:**	06/03/21 08:00
Sample Matrix:	Soil	**Date Received:**	06/11/21 17:15
Sample Name:	TP-01 (350)	**Units:**	ug/Kg
Lab Code:	R2105887-001	**Basis:**	Dry

Volatile Organic Compounds by GC/MS, Unp

Analysis Method: 8260C
Prep Method: EPA 5030C

Analyte Name	Result		MRL	MDL	Dil.	Date Analyzed	Q
Trichloroethene (TCE)	**0.30**	**J**	5.7	0.26	1	06/16/21 11:59	
Trichlorofluoromethane (CFC 11)	5.7	U	5.7	0.30	1	06/16/21 11:59	
Vinyl Chloride	5.7	U	5.7	0.53	1	06/16/21 11:59	
cis-1,2-Dichloroethene	5.7	U	5.7	0.23	1	06/16/21 11:59	
cis-1,3-Dichloropropene	5.7	U	5.7	0.23	1	06/16/21 11:59	
m,p-Xylenes	11	U	11	0.43	1	06/16/21 11:59	
o-Xylene	5.7	U	5.7	0.23	1	06/16/21 11:59	
trans-1,2-Dichloroethene	5.7	U	5.7	0.23	1	06/16/21 11:59	
trans-1,3-Dichloropropene	5.7	U	5.7	0.23	1	06/16/21 11:59	

Surrogate Name	% Rec	Control Limits	Date Analyzed	Q
4-Bromofluorobenzene	91	31 - 154	06/16/21 11:59	
Dibromofluoromethane	92	63 - 138	06/16/21 11:59	
Toluene-d8	100	66 - 138	06/16/21 11:59	

ALS Group USA, Corp.
dba ALS Environmental

Analytical Report

Client:	LU Engineers	**Service Request:**	R2105887
Project:	Orchard Street/4235-01	**Date Collected:**	06/03/21 10:00
Sample Matrix:	Soil	**Date Received:**	06/11/21 17:15
Sample Name:	TP-02 (350)	**Units:**	ug/Kg
Lab Code:	R2105887-002	**Basis:**	Dry

Volatile Organic Compounds by GC/MS, Unp

Analysis Method: 8260C
Prep Method: EPA 5030C

Analyte Name	Result		MRL	MDL	Dil.	Date Analyzed	Q
1,1,1-Trichloroethane (TCA)	6.5	U	6.5	0.26	1	06/16/21 12:22	
1,1,2,2-Tetrachloroethane	6.5	U	6.5	0.58	1	06/16/21 12:22	
1,1,2-Trichloroethane	6.5	U	6.5	0.26	1	06/16/21 12:22	
1,1,2-Trichloro-1,2,2-trifluoroethane	6.5	U	6.5	0.26	1	06/16/21 12:22	
1,1-Dichloroethane (1,1-DCA)	6.5	U	6.5	0.26	1	06/16/21 12:22	
1,1-Dichloroethene (1,1-DCE)	6.5	U	6.5	0.38	1	06/16/21 12:22	
1,2,3-Trichlorobenzene	6.5	U	6.5	0.68	1	06/16/21 12:22	
1,2,4-Trichlorobenzene	6.5	U	6.5	0.55	1	06/16/21 12:22	
1,2-Dibromo-3-chloropropane (DBCP)	6.5	U	6.5	0.98	1	06/16/21 12:22	
1,2-Dibromoethane	6.5	U	6.5	0.26	1	06/16/21 12:22	
1,2-Dichlorobenzene	6.5	U	6.5	0.26	1	06/16/21 12:22	
1,2-Dichloroethane	6.5	U	6.5	0.26	1	06/16/21 12:22	
1,2-Dichloropropane	6.5	U	6.5	0.26	1	06/16/21 12:22	
1,3-Dichlorobenzene	6.5	U	6.5	0.26	1	06/16/21 12:22	
1,4-Dichlorobenzene	6.5	U	6.5	0.29	1	06/16/21 12:22	
1,4-Dioxane	130	U	130	26	1	06/16/21 12:22	
2-Butanone (MEK)	**13**		6.5	2.6	1	06/16/21 12:22	
2-Hexanone	6.5	U	6.5	0.47	1	06/16/21 12:22	
4-Methyl-2-pentanone	6.5	U	6.5	0.30	1	06/16/21 12:22	
Acetone	**59**		6.5	6.1	1	06/16/21 12:22	
Benzene	6.5	U	6.5	0.26	1	06/16/21 12:22	
Bromochloromethane	6.5	U	6.5	0.26	1	06/16/21 12:22	
Bromodichloromethane	6.5	U	6.5	0.26	1	06/16/21 12:22	
Bromoform	6.5	U	6.5	0.65	1	06/16/21 12:22	
Bromomethane	6.5	U	6.5	2.8	1	06/16/21 12:22	
Carbon Disulfide	**0.78**	**J**	6.5	0.38	1	06/16/21 12:22	
Carbon Tetrachloride	6.5	U	6.5	0.34	1	06/16/21 12:22	
Chlorobenzene	6.5	U	6.5	0.26	1	06/16/21 12:22	
Chloroethane	6.5	U	6.5	0.54	1	06/16/21 12:22	
Chloroform	6.5	U	6.5	0.26	1	06/16/21 12:22	
Chloromethane	6.5	U	6.5	1.9	1	06/16/21 12:22	
Cyclohexane	6.5	U	6.5	0.34	1	06/16/21 12:22	
Dibromochloromethane	6.5	U	6.5	0.26	1	06/16/21 12:22	
Dichlorodifluoromethane (CFC 12)	6.5	U	6.5	0.43	1	06/16/21 12:22	
Dichloromethane	6.5	U	6.5	3.7	1	06/16/21 12:22	
Ethylbenzene	6.5	U	6.5	0.26	1	06/16/21 12:22	
Isopropylbenzene (Cumene)	6.5	U	6.5	0.26	1	06/16/21 12:22	
Methyl Acetate	6.5	U	6.5	1.1	1	06/16/21 12:22	
Methyl tert-Butyl Ether	6.5	U	6.5	0.26	1	06/16/21 12:22	
Methylcyclohexane	6.5	U	6.5	0.41	1	06/16/21 12:22	
Styrene	6.5	U	6.5	0.26	1	06/16/21 12:22	
Tetrachloroethene (PCE)	**1.8**	**J**	6.5	0.30	1	06/16/21 12:22	
Toluene	6.5	U	6.5	0.26	1	06/16/21 12:22	

ALS Group USA, Corp.
dba ALS Environmental

Analytical Report

Client:	LU Engineers	**Service Request:**	R2105887
Project:	Orchard Street/4235-01	**Date Collected:**	06/03/21 10:00
Sample Matrix:	Soil	**Date Received:**	06/11/21 17:15
Sample Name:	TP-02 (350)	**Units:**	ug/Kg
Lab Code:	R2105887-002	**Basis:**	Dry

Volatile Organic Compounds by GC/MS, Unp

Analysis Method: 8260C
Prep Method: EPA 5030C

Analyte Name	Result	MRL	MDL	Dil.	Date Analyzed	Q
Trichloroethene (TCE)	6.5 U	6.5	0.29	1	06/16/21 12:22	
Trichlorofluoromethane (CFC 11)	6.5 U	6.5	0.34	1	06/16/21 12:22	
Vinyl Chloride	6.5 U	6.5	0.60	1	06/16/21 12:22	
cis-1,2-Dichloroethene	6.5 U	6.5	0.26	1	06/16/21 12:22	
cis-1,3-Dichloropropene	6.5 U	6.5	0.26	1	06/16/21 12:22	
m,p-Xylenes	13 U	13	0.48	1	06/16/21 12:22	
o-Xylene	6.5 U	6.5	0.26	1	06/16/21 12:22	
trans-1,2-Dichloroethene	6.5 U	6.5	0.26	1	06/16/21 12:22	
trans-1,3-Dichloropropene	6.5 U	6.5	0.26	1	06/16/21 12:22	

Surrogate Name	% Rec	Control Limits	Date Analyzed	Q
4-Bromofluorobenzene	74	31 - 154	06/16/21 12:22	
Dibromofluoromethane	96	63 - 138	06/16/21 12:22	
Toluene-d8	102	66 - 138	06/16/21 12:22	

ALS Group USA, Corp.
dba ALS Environmental

Analytical Report

Client:	LU Engineers	**Service Request:**	R2105887
Project:	Orchard Street/4235-01	**Date Collected:**	06/03/21 09:45
Sample Matrix:	Soil	**Date Received:**	06/11/21 17:15
Sample Name:	TP-03 (350)	**Units:**	ug/Kg
Lab Code:	R2105887-003	**Basis:**	Dry

Volatile Organic Compounds by GC/MS, Unp

Analysis Method: 8260C
Prep Method: EPA 5030C

Analyte Name	Result		MRL	MDL	Dil.	Date Analyzed	Q
1,1,1-Trichloroethane (TCA)	6.4	U	6.4	0.26	1	06/16/21 12:46	
1,1,2,2-Tetrachloroethane	6.4	U	6.4	0.57	1	06/16/21 12:46	
1,1,2-Trichloroethane	6.4	U	6.4	0.26	1	06/16/21 12:46	
1,1,2-Trichloro-1,2,2-trifluoroethane	6.4	U	6.4	0.26	1	06/16/21 12:46	
1,1-Dichloroethane (1,1-DCA)	6.4	U	6.4	0.26	1	06/16/21 12:46	
1,1-Dichloroethene (1,1-DCE)	6.4	U	6.4	0.38	1	06/16/21 12:46	
1,2,3-Trichlorobenzene	6.4	U	6.4	0.67	1	06/16/21 12:46	
1,2,4-Trichlorobenzene	6.4	U	6.4	0.55	1	06/16/21 12:46	
1,2-Dibromo-3-chloropropane (DBCP)	6.4	U	6.4	0.97	1	06/16/21 12:46	
1,2-Dibromoethane	6.4	U	6.4	0.26	1	06/16/21 12:46	
1,2-Dichlorobenzene	6.4	U	6.4	0.26	1	06/16/21 12:46	
1,2-Dichloroethane	6.4	U	6.4	0.26	1	06/16/21 12:46	
1,2-Dichloropropane	6.4	U	6.4	0.26	1	06/16/21 12:46	
1,3-Dichlorobenzene	6.4	U	6.4	0.26	1	06/16/21 12:46	
1,4-Dichlorobenzene	6.4	U	6.4	0.29	1	06/16/21 12:46	
1,4-Dioxane	130	U	130	26	1	06/16/21 12:46	
2-Butanone (MEK)	**24**		6.4	2.6	1	06/16/21 12:46	
2-Hexanone	6.4	U	6.4	0.47	1	06/16/21 12:46	
4-Methyl-2-pentanone	6.4	U	6.4	0.30	1	06/16/21 12:46	
Acetone	**120**		6.4	6.1	1	06/16/21 12:46	
Benzene	6.4	U	6.4	0.26	1	06/16/21 12:46	
Bromochloromethane	6.4	U	6.4	0.26	1	06/16/21 12:46	
Bromodichloromethane	6.4	U	6.4	0.26	1	06/16/21 12:46	
Bromoform	6.4	U	6.4	0.65	1	06/16/21 12:46	
Bromomethane	6.4	U	6.4	2.8	1	06/16/21 12:46	
Carbon Disulfide	**0.70**	**J**	6.4	0.38	1	06/16/21 12:46	
Carbon Tetrachloride	6.4	U	6.4	0.34	1	06/16/21 12:46	
Chlorobenzene	6.4	U	6.4	0.26	1	06/16/21 12:46	
Chloroethane	6.4	U	6.4	0.53	1	06/16/21 12:46	
Chloroform	6.4	U	6.4	0.26	1	06/16/21 12:46	
Chloromethane	6.4	U	6.4	1.9	1	06/16/21 12:46	
Cyclohexane	6.4	U	6.4	0.34	1	06/16/21 12:46	
Dibromochloromethane	6.4	U	6.4	0.26	1	06/16/21 12:46	
Dichlorodifluoromethane (CFC 12)	6.4	U	6.4	0.43	1	06/16/21 12:46	
Dichloromethane	6.4	U	6.4	3.7	1	06/16/21 12:46	
Ethylbenzene	6.4	U	6.4	0.26	1	06/16/21 12:46	
Isopropylbenzene (Cumene)	6.4	U	6.4	0.26	1	06/16/21 12:46	
Methyl Acetate	6.4	U	6.4	1.1	1	06/16/21 12:46	
Methyl tert-Butyl Ether	6.4	U	6.4	0.26	1	06/16/21 12:46	
Methylcyclohexane	6.4	U	6.4	0.40	1	06/16/21 12:46	
Styrene	6.4	U	6.4	0.26	1	06/16/21 12:46	
Tetrachloroethene (PCE)	**0.41**	**J**	6.4	0.30	1	06/16/21 12:46	
Toluene	6.4	U	6.4	0.26	1	06/16/21 12:46	

ALS Group USA, Corp.
dba ALS Environmental

Analytical Report

Client:	LU Engineers	**Service Request:**	R2105887
Project:	Orchard Street/4235-01	**Date Collected:**	06/03/21 09:45
Sample Matrix:	Soil	**Date Received:**	06/11/21 17:15
Sample Name:	TP-03 (350)	**Units:**	ug/Kg
Lab Code:	R2105887-003	**Basis:**	Dry

Volatile Organic Compounds by GC/MS, Unp

Analysis Method: 8260C
Prep Method: EPA 5030C

Analyte Name	Result	MRL	MDL	Dil.	Date Analyzed	Q
Trichloroethene (TCE)	6.4 U	6.4	0.29	1	06/16/21 12:46	
Trichlorofluoromethane (CFC 11)	6.4 U	6.4	0.34	1	06/16/21 12:46	
Vinyl Chloride	6.4 U	6.4	0.60	1	06/16/21 12:46	
cis-1,2-Dichloroethene	6.4 U	6.4	0.26	1	06/16/21 12:46	
cis-1,3-Dichloropropene	6.4 U	6.4	0.26	1	06/16/21 12:46	
m,p-Xylenes	13 U	13	0.48	1	06/16/21 12:46	
o-Xylene	6.4 U	6.4	0.26	1	06/16/21 12:46	
trans-1,2-Dichloroethene	6.4 U	6.4	0.26	1	06/16/21 12:46	
trans-1,3-Dichloropropene	6.4 U	6.4	0.26	1	06/16/21 12:46	

Surrogate Name	% Rec	Control Limits	Date Analyzed	Q
4-Bromofluorobenzene	83	31 - 154	06/16/21 12:46	
Dibromofluoromethane	94	63 - 138	06/16/21 12:46	
Toluene-d8	102	66 - 138	06/16/21 12:46	

Analytical Report

Client:	LU Engineers	**Service Request:**	R2105887
Project:	Orchard Street/4235-01	**Date Collected:**	06/04/21 11:00
Sample Matrix:	Soil	**Date Received:**	06/11/21 17:15
Sample Name:	TP-06 (350)	**Units:**	ug/Kg
Lab Code:	R2105887-004	**Basis:**	Dry

Volatile Organic Compounds by GC/MS, Unp

Analysis Method: 8260C
Prep Method: EPA 5030C

Analyte Name	Result	MRL	MDL	Dil.	Date Analyzed	Q
1,1,1-Trichloroethane (TCA)	5.6 U	5.6	0.23	1	06/16/21 13:09	
1,1,2,2-Tetrachloroethane	5.6 U	5.6	0.50	1	06/16/21 13:09	
1,1,2-Trichloroethane	5.6 U	5.6	0.23	1	06/16/21 13:09	
1,1,2-Trichloro-1,2,2-trifluoroethane	5.6 U	5.6	0.23	1	06/16/21 13:09	
1,1-Dichloroethane (1,1-DCA)	5.6 U	5.6	0.23	1	06/16/21 13:09	
1,1-Dichloroethene (1,1-DCE)	5.6 U	5.6	0.33	1	06/16/21 13:09	
1,2,3-Trichlorobenzene	5.6 U	5.6	0.59	1	06/16/21 13:09	
1,2,4-Trichlorobenzene	5.6 U	5.6	0.48	1	06/16/21 13:09	
1,2-Dibromo-3-chloropropane (DBCP)	5.6 U	5.6	0.85	1	06/16/21 13:09	
1,2-Dibromoethane	5.6 U	5.6	0.23	1	06/16/21 13:09	
1,2-Dichlorobenzene	5.6 U	5.6	0.23	1	06/16/21 13:09	
1,2-Dichloroethane	5.6 U	5.6	0.23	1	06/16/21 13:09	
1,2-Dichloropropane	5.6 U	5.6	0.23	1	06/16/21 13:09	
1,3-Dichlorobenzene	5.6 U	5.6	0.23	1	06/16/21 13:09	
1,4-Dichlorobenzene	5.6 U	5.6	0.25	1	06/16/21 13:09	
1,4-Dioxane	110 U	110	23	1	06/16/21 13:09	
2-Butanone (MEK)	5.6 U	5.6	2.3	1	06/16/21 13:09	
2-Hexanone	5.6 U	5.6	0.41	1	06/16/21 13:09	
4-Methyl-2-pentanone	5.6 U	5.6	0.26	1	06/16/21 13:09	
Acetone	**6.9**	5.6	5.3	1	06/16/21 13:09	
Benzene	5.6 U	5.6	0.23	1	06/16/21 13:09	
Bromochloromethane	5.6 U	5.6	0.23	1	06/16/21 13:09	
Bromodichloromethane	5.6 U	5.6	0.23	1	06/16/21 13:09	
Bromoform	5.6 U	5.6	0.57	1	06/16/21 13:09	
Bromomethane	5.6 U	5.6	2.4	1	06/16/21 13:09	
Carbon Disulfide	5.6 U	5.6	0.33	1	06/16/21 13:09	
Carbon Tetrachloride	5.6 U	5.6	0.30	1	06/16/21 13:09	
Chlorobenzene	5.6 U	5.6	0.23	1	06/16/21 13:09	
Chloroethane	5.6 U	5.6	0.47	1	06/16/21 13:09	
Chloroform	5.6 U	5.6	0.23	1	06/16/21 13:09	
Chloromethane	5.6 U	5.6	1.6	1	06/16/21 13:09	
Cyclohexane	5.6 U	5.6	0.30	1	06/16/21 13:09	
Dibromochloromethane	5.6 U	5.6	0.23	1	06/16/21 13:09	
Dichlorodifluoromethane (CFC 12)	5.6 U	5.6	0.38	1	06/16/21 13:09	
Dichloromethane	5.6 U	5.6	3.2	1	06/16/21 13:09	
Ethylbenzene	5.6 U	5.6	0.23	1	06/16/21 13:09	
Isopropylbenzene (Cumene)	5.6 U	5.6	0.23	1	06/16/21 13:09	
Methyl Acetate	5.6 U	5.6	0.95	1	06/16/21 13:09	
Methyl tert-Butyl Ether	5.6 U	5.6	0.23	1	06/16/21 13:09	
Methylcyclohexane	5.6 U	5.6	0.35	1	06/16/21 13:09	
Styrene	5.6 U	5.6	0.23	1	06/16/21 13:09	
Tetrachloroethene (PCE)	**4.7 J**	5.6	0.26	1	06/16/21 13:09	
Toluene	5.6 U	5.6	0.23	1	06/16/21 13:09	

ALS Group USA, Corp.
dba ALS Environmental

Analytical Report

Client:	LU Engineers	**Service Request:**	R2105887
Project:	Orchard Street/4235-01	**Date Collected:**	06/04/21 11:00
Sample Matrix:	Soil	**Date Received:**	06/11/21 17:15
Sample Name:	TP-06 (350)	**Units:**	ug/Kg
Lab Code:	R2105887-004	**Basis:**	Dry

Volatile Organic Compounds by GC/MS, Unp

Analysis Method: 8260C
Prep Method: EPA 5030C

Analyte Name	Result		MRL	MDL	Dil.	Date Analyzed	Q
Trichloroethene (TCE)	**0.94**	**J**	5.6	0.25	1	06/16/21 13:09	
Trichlorofluoromethane (CFC 11)	5.6	U	5.6	0.30	1	06/16/21 13:09	
Vinyl Chloride	5.6	U	5.6	0.52	1	06/16/21 13:09	
cis-1,2-Dichloroethene	5.6	U	5.6	0.23	1	06/16/21 13:09	
cis-1,3-Dichloropropene	5.6	U	5.6	0.23	1	06/16/21 13:09	
m,p-Xylenes	11	U	11	0.42	1	06/16/21 13:09	
o-Xylene	5.6	U	5.6	0.23	1	06/16/21 13:09	
trans-1,2-Dichloroethene	5.6	U	5.6	0.23	1	06/16/21 13:09	
trans-1,3-Dichloropropene	5.6	U	5.6	0.23	1	06/16/21 13:09	

Surrogate Name	% Rec	Control Limits	Date Analyzed	Q
4-Bromofluorobenzene	77	31 - 154	06/16/21 13:09	
Dibromofluoromethane	93	63 - 138	06/16/21 13:09	
Toluene-d8	98	66 - 138	06/16/21 13:09	

ALS Group USA, Corp.
dba ALS Environmental

Analytical Report

Client:	LU Engineers	**Service Request:**	R2105887
Project:	Orchard Street/4235-01	**Date Collected:**	06/03/21 15:00
Sample Matrix:	Soil	**Date Received:**	06/11/21 17:15
Sample Name:	TP-07 (350)	**Units:**	ug/Kg
Lab Code:	R2105887-005	**Basis:**	Dry

Volatile Organic Compounds by GC/MS, Unp

Analysis Method: 8260C
Prep Method: EPA 5030C

Analyte Name	Result	MRL	MDL	Dil.	Date Analyzed	Q
1,1,1-Trichloroethane (TCA)	5.7 U	5.7	0.23	1	06/16/21 13:32	
1,1,2,2-Tetrachloroethane	5.7 U	5.7	0.51	1	06/16/21 13:32	
1,1,2-Trichloroethane	5.7 U	5.7	0.23	1	06/16/21 13:32	
1,1,2-Trichloro-1,2,2-trifluoroethane	5.7 U	5.7	0.23	1	06/16/21 13:32	
1,1-Dichloroethane (1,1-DCA)	5.7 U	5.7	0.23	1	06/16/21 13:32	
1,1-Dichloroethene (1,1-DCE)	5.7 U	5.7	0.34	1	06/16/21 13:32	
1,2,3-Trichlorobenzene	5.7 U	5.7	0.60	1	06/16/21 13:32	
1,2,4-Trichlorobenzene	5.7 U	5.7	0.48	1	06/16/21 13:32	
1,2-Dibromo-3-chloropropane (DBCP)	5.7 U	5.7	0.86	1	06/16/21 13:32	
1,2-Dibromoethane	5.7 U	5.7	0.23	1	06/16/21 13:32	
1,2-Dichlorobenzene	5.7 U	5.7	0.23	1	06/16/21 13:32	
1,2-Dichloroethane	5.7 U	5.7	0.23	1	06/16/21 13:32	
1,2-Dichloropropane	5.7 U	5.7	0.23	1	06/16/21 13:32	
1,3-Dichlorobenzene	5.7 U	5.7	0.23	1	06/16/21 13:32	
1,4-Dichlorobenzene	5.7 U	5.7	0.26	1	06/16/21 13:32	
1,4-Dioxane	110 U	110	23	1	06/16/21 13:32	
2-Butanone (MEK)	5.7 U	5.7	2.3	1	06/16/21 13:32	
2-Hexanone	5.7 U	5.7	0.42	1	06/16/21 13:32	
4-Methyl-2-pentanone	5.7 U	5.7	0.27	1	06/16/21 13:32	
Acetone	5.7 U	5.7	5.4	1	06/16/21 13:32	
Benzene	5.7 U	5.7	0.23	1	06/16/21 13:32	
Bromochloromethane	5.7 U	5.7	0.23	1	06/16/21 13:32	
Bromodichloromethane	5.7 U	5.7	0.23	1	06/16/21 13:32	
Bromoform	5.7 U	5.7	0.58	1	06/16/21 13:32	
Bromomethane	5.7 U	5.7	2.4	1	06/16/21 13:32	
Carbon Disulfide	5.7 U	5.7	0.34	1	06/16/21 13:32	
Carbon Tetrachloride	5.7 U	5.7	0.30	1	06/16/21 13:32	
Chlorobenzene	5.7 U	5.7	0.23	1	06/16/21 13:32	
Chloroethane	5.7 U	5.7	0.47	1	06/16/21 13:32	
Chloroform	5.7 U	5.7	0.23	1	06/16/21 13:32	
Chloromethane	5.7 U	5.7	1.6	1	06/16/21 13:32	
Cyclohexane	5.7 U	5.7	0.30	1	06/16/21 13:32	
Dibromochloromethane	5.7 U	5.7	0.23	1	06/16/21 13:32	
Dichlorodifluoromethane (CFC 12)	5.7 U	5.7	0.38	1	06/16/21 13:32	
Dichloromethane	5.7 U	5.7	3.2	1	06/16/21 13:32	
Ethylbenzene	5.7 U	5.7	0.23	1	06/16/21 13:32	
Isopropylbenzene (Cumene)	5.7 U	5.7	0.23	1	06/16/21 13:32	
Methyl Acetate	5.7 U	5.7	0.96	1	06/16/21 13:32	
Methyl tert-Butyl Ether	5.7 U	5.7	0.23	1	06/16/21 13:32	
Methylcyclohexane	5.7 U	5.7	0.36	1	06/16/21 13:32	
Styrene	5.7 U	5.7	0.23	1	06/16/21 13:32	
Tetrachloroethene (PCE)	**0.54 J**	5.7	0.27	1	06/16/21 13:32	
Toluene	5.7 U	5.7	0.23	1	06/16/21 13:32	

ALS Group USA, Corp.
dba ALS Environmental

Analytical Report

Client:	LU Engineers	**Service Request:**	R2105887
Project:	Orchard Street/4235-01	**Date Collected:**	06/03/21 15:00
Sample Matrix:	Soil	**Date Received:**	06/11/21 17:15
Sample Name:	TP-07 (350)	**Units:**	ug/Kg
Lab Code:	R2105887-005	**Basis:**	Dry

Volatile Organic Compounds by GC/MS, Unp

Analysis Method: 8260C
Prep Method: EPA 5030C

Analyte Name	Result	MRL	MDL	Dil.	Date Analyzed	Q
Trichloroethene (TCE)	5.7 U	5.7	0.26	1	06/16/21 13:32	
Trichlorofluoromethane (CFC 11)	5.7 U	5.7	0.30	1	06/16/21 13:32	
Vinyl Chloride	5.7 U	5.7	0.53	1	06/16/21 13:32	
cis-1,2-Dichloroethene	5.7 U	5.7	0.23	1	06/16/21 13:32	
cis-1,3-Dichloropropene	5.7 U	5.7	0.23	1	06/16/21 13:32	
m,p-Xylenes	11 U	11	0.43	1	06/16/21 13:32	
o-Xylene	5.7 U	5.7	0.23	1	06/16/21 13:32	
trans-1,2-Dichloroethene	5.7 U	5.7	0.23	1	06/16/21 13:32	
trans-1,3-Dichloropropene	5.7 U	5.7	0.23	1	06/16/21 13:32	

Surrogate Name	% Rec	Control Limits	Date Analyzed	Q
4-Bromofluorobenzene	93	31 - 154	06/16/21 13:32	
Dibromofluoromethane	93	63 - 138	06/16/21 13:32	
Toluene-d8	104	66 - 138	06/16/21 13:32	

Analytical Report

Client:	LU Engineers	**Service Request:**	R2105887
Project:	Orchard Street/4235-01	**Date Collected:**	06/03/21 13:15
Sample Matrix:	Soil	**Date Received:**	06/11/21 17:15
Sample Name:	TP-10 (350)	**Units:**	ug/Kg
Lab Code:	R2105887-007	**Basis:**	Dry

Volatile Organic Compounds by GC/MS, Unp

Analysis Method: 8260C
Prep Method: EPA 5030C

Analyte Name	Result	MRL	MDL	Dil.	Date Analyzed	Q
1,1,1-Trichloroethane (TCA)	6.1 U	6.1	0.25	1	06/16/21 13:55	
1,1,2,2-Tetrachloroethane	6.1 U	6.1	0.54	1	06/16/21 13:55	
1,1,2-Trichloroethane	6.1 U	6.1	0.25	1	06/16/21 13:55	
1,1,2-Trichloro-1,2,2-trifluoroethane	6.1 U	6.1	0.25	1	06/16/21 13:55	
1,1-Dichloroethane (1,1-DCA)	6.1 U	6.1	0.25	1	06/16/21 13:55	
1,1-Dichloroethene (1,1-DCE)	6.1 U	6.1	0.36	1	06/16/21 13:55	
1,2,3-Trichlorobenzene	6.1 U	6.1	0.64	1	06/16/21 13:55	
1,2,4-Trichlorobenzene	6.1 U	6.1	0.52	1	06/16/21 13:55	
1,2-Dibromo-3-chloropropane (DBCP)	6.1 U	6.1	0.93	1	06/16/21 13:55	
1,2-Dibromoethane	6.1 U	6.1	0.25	1	06/16/21 13:55	
1,2-Dichlorobenzene	6.1 U	6.1	0.25	1	06/16/21 13:55	
1,2-Dichloroethane	6.1 U	6.1	0.25	1	06/16/21 13:55	
1,2-Dichloropropane	6.1 U	6.1	0.25	1	06/16/21 13:55	
1,3-Dichlorobenzene	6.1 U	6.1	0.25	1	06/16/21 13:55	
1,4-Dichlorobenzene	6.1 U	6.1	0.27	1	06/16/21 13:55	
1,4-Dioxane	120 U	120	25	1	06/16/21 13:55	
2-Butanone (MEK)	6.1 U	6.1	2.5	1	06/16/21 13:55	
2-Hexanone	6.1 U	6.1	0.45	1	06/16/21 13:55	
4-Methyl-2-pentanone	6.1 U	6.1	0.29	1	06/16/21 13:55	
Acetone	**12**	6.1	5.8	1	06/16/21 13:55	
Benzene	6.1 U	6.1	0.25	1	06/16/21 13:55	
Bromochloromethane	6.1 U	6.1	0.25	1	06/16/21 13:55	
Bromodichloromethane	6.1 U	6.1	0.25	1	06/16/21 13:55	
Bromoform	6.1 U	6.1	0.62	1	06/16/21 13:55	
Bromomethane	6.1 U	6.1	2.6	1	06/16/21 13:55	
Carbon Disulfide	6.1 U	6.1	0.36	1	06/16/21 13:55	
Carbon Tetrachloride	6.1 U	6.1	0.32	1	06/16/21 13:55	
Chlorobenzene	6.1 U	6.1	0.25	1	06/16/21 13:55	
Chloroethane	6.1 U	6.1	0.51	1	06/16/21 13:55	
Chloroform	6.1 U	6.1	0.25	1	06/16/21 13:55	
Chloromethane	6.1 U	6.1	1.8	1	06/16/21 13:55	
Cyclohexane	6.1 U	6.1	0.32	1	06/16/21 13:55	
Dibromochloromethane	6.1 U	6.1	0.25	1	06/16/21 13:55	
Dichlorodifluoromethane (CFC 12)	6.1 U	6.1	0.41	1	06/16/21 13:55	
Dichloromethane	6.1 U	6.1	3.5	1	06/16/21 13:55	
Ethylbenzene	6.1 U	6.1	0.25	1	06/16/21 13:55	
Isopropylbenzene (Cumene)	6.1 U	6.1	0.25	1	06/16/21 13:55	
Methyl Acetate	6.1 U	6.1	1.1	1	06/16/21 13:55	
Methyl tert-Butyl Ether	6.1 U	6.1	0.25	1	06/16/21 13:55	
Methylcyclohexane	6.1 U	6.1	0.39	1	06/16/21 13:55	
Styrene	6.1 U	6.1	0.25	1	06/16/21 13:55	
Tetrachloroethene (PCE)	**8.6**	6.1	0.29	1	06/16/21 13:55	
Toluene	6.1 U	6.1	0.25	1	06/16/21 13:55	

ALS Group USA, Corp.
dba ALS Environmental

Analytical Report

Client:	LU Engineers	**Service Request:**	R2105887
Project:	Orchard Street/4235-01	**Date Collected:**	06/03/21 13:15
Sample Matrix:	Soil	**Date Received:**	06/11/21 17:15
Sample Name:	TP-10 (350)	**Units:**	ug/Kg
Lab Code:	R2105887-007	**Basis:**	Dry

Volatile Organic Compounds by GC/MS, Unp

Analysis Method: 8260C
Prep Method: EPA 5030C

Analyte Name	Result	MRL	MDL	Dil.	Date Analyzed	Q
Trichloroethene (TCE)	**1.3 J**	6.1	0.27	1	06/16/21 13:55	
Trichlorofluoromethane (CFC 11)	6.1 U	6.1	0.32	1	06/16/21 13:55	
Vinyl Chloride	6.1 U	6.1	0.57	1	06/16/21 13:55	
cis-1,2-Dichloroethene	6.1 U	6.1	0.25	1	06/16/21 13:55	
cis-1,3-Dichloropropene	6.1 U	6.1	0.25	1	06/16/21 13:55	
m,p-Xylenes	12 U	12	0.46	1	06/16/21 13:55	
o-Xylene	6.1 U	6.1	0.25	1	06/16/21 13:55	
trans-1,2-Dichloroethene	6.1 U	6.1	0.25	1	06/16/21 13:55	
trans-1,3-Dichloropropene	6.1 U	6.1	0.25	1	06/16/21 13:55	

Surrogate Name	% Rec	Control Limits	Date Analyzed	Q
4-Bromofluorobenzene	87	31 - 154	06/16/21 13:55	
Dibromofluoromethane	92	63 - 138	06/16/21 13:55	
Toluene-d8	100	66 - 138	06/16/21 13:55	

Client:	LU Engineers	**Service Request:**	R2105887
Project:	Orchard Street/4235-01	**Date Collected:**	06/03/21 12:45
Sample Matrix:	Soil	**Date Received:**	06/11/21 17:15
Sample Name:	TP-12 (350)	**Units:**	ug/Kg
Lab Code:	R2105887-009	**Basis:**	Dry

Volatile Organic Compounds by GC/MS, Unp

Analysis Method: 8260C
Prep Method: EPA 5030C

Analyte Name	Result	MRL	MDL	Dil.	Date Analyzed	Q
1,1,1-Trichloroethane (TCA)	5.8 U	5.8	0.24	1	06/16/21 14:19	
1,1,2,2-Tetrachloroethane	5.8 U	5.8	0.52	1	06/16/21 14:19	
1,1,2-Trichloroethane	5.8 U	5.8	0.24	1	06/16/21 14:19	
1,1,2-Trichloro-1,2,2-trifluoroethane	5.8 U	5.8	0.24	1	06/16/21 14:19	
1,1-Dichloroethane (1,1-DCA)	5.8 U	5.8	0.24	1	06/16/21 14:19	
1,1-Dichloroethene (1,1-DCE)	5.8 U	5.8	0.34	1	06/16/21 14:19	
1,2,3-Trichlorobenzene	5.8 U	5.8	0.61	1	06/16/21 14:19	
1,2,4-Trichlorobenzene	5.8 U	5.8	0.49	1	06/16/21 14:19	
1,2-Dibromo-3-chloropropane (DBCP)	5.8 U	5.8	0.88	1	06/16/21 14:19	
1,2-Dibromoethane	5.8 U	5.8	0.24	1	06/16/21 14:19	
1,2-Dichlorobenzene	5.8 U	5.8	0.24	1	06/16/21 14:19	
1,2-Dichloroethane	5.8 U	5.8	0.24	1	06/16/21 14:19	
1,2-Dichloropropane	5.8 U	5.8	0.24	1	06/16/21 14:19	
1,3-Dichlorobenzene	5.8 U	5.8	0.24	1	06/16/21 14:19	
1,4-Dichlorobenzene	5.8 U	5.8	0.26	1	06/16/21 14:19	
1,4-Dioxane	120 U	120	24	1	06/16/21 14:19	
2-Butanone (MEK)	5.8 U	5.8	2.4	1	06/16/21 14:19	
2-Hexanone	5.8 U	5.8	0.42	1	06/16/21 14:19	
4-Methyl-2-pentanone	5.8 U	5.8	0.27	1	06/16/21 14:19	
Acetone	**21**	5.8	5.5	1	06/16/21 14:19	
Benzene	5.8 U	5.8	0.24	1	06/16/21 14:19	
Bromochloromethane	5.8 U	5.8	0.24	1	06/16/21 14:19	
Bromodichloromethane	5.8 U	5.8	0.24	1	06/16/21 14:19	
Bromoform	5.8 U	5.8	0.59	1	06/16/21 14:19	
Bromomethane	5.8 U	5.8	2.5	1	06/16/21 14:19	
Carbon Disulfide	5.8 U	5.8	0.34	1	06/16/21 14:19	
Carbon Tetrachloride	5.8 U	5.8	0.31	1	06/16/21 14:19	
Chlorobenzene	5.8 U	5.8	0.24	1	06/16/21 14:19	
Chloroethane	5.8 U	5.8	0.48	1	06/16/21 14:19	
Chloroform	5.8 U	5.8	0.24	1	06/16/21 14:19	
Chloromethane	5.8 U	5.8	1.7	1	06/16/21 14:19	
Cyclohexane	5.8 U	5.8	0.31	1	06/16/21 14:19	
Dibromochloromethane	5.8 U	5.8	0.24	1	06/16/21 14:19	
Dichlorodifluoromethane (CFC 12)	5.8 U	5.8	0.39	1	06/16/21 14:19	
Dichloromethane	5.8 U	5.8	3.3	1	06/16/21 14:19	
Ethylbenzene	5.8 U	5.8	0.24	1	06/16/21 14:19	
Isopropylbenzene (Cumene)	5.8 U	5.8	0.24	1	06/16/21 14:19	
Methyl Acetate	5.8 U	5.8	0.98	1	06/16/21 14:19	
Methyl tert-Butyl Ether	5.8 U	5.8	0.24	1	06/16/21 14:19	
Methylcyclohexane	5.8 U	5.8	0.37	1	06/16/21 14:19	
Styrene	5.8 U	5.8	0.24	1	06/16/21 14:19	
Tetrachloroethene (PCE)	**1.6 J**	5.8	0.27	1	06/16/21 14:19	
Toluene	5.8 U	5.8	0.24	1	06/16/21 14:19	

ALS Group USA, Corp.
dba ALS Environmental

Analytical Report

Client:	LU Engineers	**Service Request:**	R2105887
Project:	Orchard Street/4235-01	**Date Collected:**	06/03/21 12:45
Sample Matrix:	Soil	**Date Received:**	06/11/21 17:15
Sample Name:	TP-12 (350)	**Units:**	ug/Kg
Lab Code:	R2105887-009	**Basis:**	Dry

Volatile Organic Compounds by GC/MS, Unp

Analysis Method: 8260C
Prep Method: EPA 5030C

Analyte Name	Result		MRL	MDL	Dil.	Date Analyzed	Q
Trichloroethene (TCE)	**0.91**	**J**	5.8	0.26	1	06/16/21 14:19	
Trichlorofluoromethane (CFC 11)	5.8	U	5.8	0.31	1	06/16/21 14:19	
Vinyl Chloride	5.8	U	5.8	0.54	1	06/16/21 14:19	
cis-1,2-Dichloroethene	5.8	U	5.8	0.24	1	06/16/21 14:19	
cis-1,3-Dichloropropene	5.8	U	5.8	0.24	1	06/16/21 14:19	
m,p-Xylenes	12	U	12	0.44	1	06/16/21 14:19	
o-Xylene	5.8	U	5.8	0.24	1	06/16/21 14:19	
trans-1,2-Dichloroethene	5.8	U	5.8	0.24	1	06/16/21 14:19	
trans-1,3-Dichloropropene	5.8	U	5.8	0.24	1	06/16/21 14:19	

Surrogate Name	% Rec	Control Limits	Date Analyzed	Q
4-Bromofluorobenzene	88	31 - 154	06/16/21 14:19	
Dibromofluoromethane	94	63 - 138	06/16/21 14:19	
Toluene-d8	102	66 - 138	06/16/21 14:19	

ALS Group USA, Corp.
dba ALS Environmental

Analytical Report

Client:	LU Engineers	**Service Request:**	R2105887
Project:	Orchard Street/4235-01	**Date Collected:**	06/03/21 08:45
Sample Matrix:	Soil	**Date Received:**	06/11/21 17:15
Sample Name:	TP-01 (370)	**Units:**	ug/Kg
Lab Code:	R2105887-010	**Basis:**	Dry

Volatile Organic Compounds by GC/MS, Unp

Analysis Method: 8260C
Prep Method: EPA 5030C

Analyte Name	Result		MRL	MDL	Dil.	Date Analyzed	Q
1,1,1-Trichloroethane (TCA)	5.9	U	5.9	0.24	1	06/16/21 14:42	
1,1,2,2-Tetrachloroethane	**2.0**	**J**	5.9	0.53	1	06/16/21 14:42	
1,1,2-Trichloroethane	5.9	U	5.9	0.24	1	06/16/21 14:42	
1,1,2-Trichloro-1,2,2-trifluoroethane	5.9	U	5.9	0.24	1	06/16/21 14:42	
1,1-Dichloroethane (1,1-DCA)	5.9	U	5.9	0.24	1	06/16/21 14:42	
1,1-Dichloroethene (1,1-DCE)	5.9	U	5.9	0.35	1	06/16/21 14:42	
1,2,3-Trichlorobenzene	5.9	U	5.9	0.62	1	06/16/21 14:42	
1,2,4-Trichlorobenzene	5.9	U	5.9	0.50	1	06/16/21 14:42	
1,2-Dibromo-3-chloropropane (DBCP)	5.9	U	5.9	0.90	1	06/16/21 14:42	
1,2-Dibromoethane	5.9	U	5.9	0.24	1	06/16/21 14:42	
1,2-Dichlorobenzene	5.9	U	5.9	0.24	1	06/16/21 14:42	
1,2-Dichloroethane	5.9	U	5.9	0.24	1	06/16/21 14:42	
1,2-Dichloropropane	5.9	U	5.9	0.24	1	06/16/21 14:42	
1,3-Dichlorobenzene	5.9	U	5.9	0.24	1	06/16/21 14:42	
1,4-Dichlorobenzene	5.9	U	5.9	0.27	1	06/16/21 14:42	
1,4-Dioxane	120	U	120	24	1	06/16/21 14:42	
2-Butanone (MEK)	5.9	U	5.9	2.4	1	06/16/21 14:42	
2-Hexanone	5.9	U	5.9	0.43	1	06/16/21 14:42	
4-Methyl-2-pentanone	5.9	U	5.9	0.28	1	06/16/21 14:42	
Acetone	**10**		5.9	5.6	1	06/16/21 14:42	
Benzene	5.9	U	5.9	0.24	1	06/16/21 14:42	
Bromochloromethane	5.9	U	5.9	0.24	1	06/16/21 14:42	
Bromodichloromethane	5.9	U	5.9	0.24	1	06/16/21 14:42	
Bromoform	5.9	U	5.9	0.60	1	06/16/21 14:42	
Bromomethane	5.9	U	5.9	2.5	1	06/16/21 14:42	
Carbon Disulfide	5.9	U	5.9	0.35	1	06/16/21 14:42	
Carbon Tetrachloride	5.9	U	5.9	0.31	1	06/16/21 14:42	
Chlorobenzene	5.9	U	5.9	0.24	1	06/16/21 14:42	
Chloroethane	5.9	U	5.9	0.49	1	06/16/21 14:42	
Chloroform	5.9	U	5.9	0.24	1	06/16/21 14:42	
Chloromethane	5.9	U	5.9	1.7	1	06/16/21 14:42	
Cyclohexane	**0.40**	**J**	5.9	0.31	1	06/16/21 14:42	
Dibromochloromethane	5.9	U	5.9	0.24	1	06/16/21 14:42	
Dichlorodifluoromethane (CFC 12)	5.9	U	5.9	0.40	1	06/16/21 14:42	
Dichloromethane	5.9	U	5.9	3.4	1	06/16/21 14:42	
Ethylbenzene	5.9	U	5.9	0.24	1	06/16/21 14:42	
Isopropylbenzene (Cumene)	**0.52**	**J**	5.9	0.24	1	06/16/21 14:42	
Methyl Acetate	5.9	U	5.9	1.0	1	06/16/21 14:42	
Methyl tert-Butyl Ether	5.9	U	5.9	0.24	1	06/16/21 14:42	
Methylcyclohexane	**3.7**	**J**	5.9	0.37	1	06/16/21 14:42	
Styrene	5.9	U	5.9	0.24	1	06/16/21 14:42	
Tetrachloroethene (PCE)	**1.0**	**J**	5.9	0.28	1	06/16/21 14:42	
Toluene	5.9	U	5.9	0.24	1	06/16/21 14:42	

ALS Group USA, Corp.
dba ALS Environmental

Analytical Report

Client:	LU Engineers	**Service Request:**	R2105887
Project:	Orchard Street/4235-01	**Date Collected:**	06/03/21 08:45
Sample Matrix:	Soil	**Date Received:**	06/11/21 17:15
Sample Name:	TP-01 (370)	**Units:**	ug/Kg
Lab Code:	R2105887-010	**Basis:**	Dry

Volatile Organic Compounds by GC/MS, Unp

Analysis Method: 8260C
Prep Method: EPA 5030C

Analyte Name	Result	MRL	MDL	Dil.	Date Analyzed	Q
Trichloroethene (TCE)	5.9 U	5.9	0.27	1	06/16/21 14:42	
Trichlorofluoromethane (CFC 11)	5.9 U	5.9	0.31	1	06/16/21 14:42	
Vinyl Chloride	5.9 U	5.9	0.55	1	06/16/21 14:42	
cis-1,2-Dichloroethene	5.9 U	5.9	0.24	1	06/16/21 14:42	
cis-1,3-Dichloropropene	5.9 U	5.9	0.24	1	06/16/21 14:42	
m,p-Xylenes	12 U	12	0.44	1	06/16/21 14:42	
o-Xylene	5.9 U	5.9	0.24	1	06/16/21 14:42	
trans-1,2-Dichloroethene	5.9 U	5.9	0.24	1	06/16/21 14:42	
trans-1,3-Dichloropropene	5.9 U	5.9	0.24	1	06/16/21 14:42	

Surrogate Name	% Rec	Control Limits	Date Analyzed	Q
4-Bromofluorobenzene	83	31 - 154	06/16/21 14:42	
Dibromofluoromethane	93	63 - 138	06/16/21 14:42	
Toluene-d8	99	66 - 138	06/16/21 14:42	

ALS Group USA, Corp.
dba ALS Environmental

Analytical Report

Client:	LU Engineers	**Service Request:**	R2105887
Project:	Orchard Street/4235-01	**Date Collected:**	06/03/21 09:20
Sample Matrix:	Soil	**Date Received:**	06/11/21 17:15
Sample Name:	TP-03 (370)	**Units:**	ug/Kg
Lab Code:	R2105887-011	**Basis:**	Dry

Volatile Organic Compounds by GC/MS, Unp

Analysis Method: 8260C
Prep Method: EPA 5030C

Analyte Name	Result		MRL	MDL	Dil.	Date Analyzed	Q
1,1,1-Trichloroethane (TCA)	6.3	U	6.3	0.26	1	06/16/21 15:05	
1,1,2,2-Tetrachloroethane	6.3	U	6.3	0.56	1	06/16/21 15:05	
1,1,2-Trichloroethane	6.3	U	6.3	0.26	1	06/16/21 15:05	
1,1,2-Trichloro-1,2,2-trifluoroethane	6.3	U	6.3	0.26	1	06/16/21 15:05	
1,1-Dichloroethane (1,1-DCA)	6.3	U	6.3	0.26	1	06/16/21 15:05	
1,1-Dichloroethene (1,1-DCE)	6.3	U	6.3	0.37	1	06/16/21 15:05	
1,2,3-Trichlorobenzene	6.3	U	6.3	0.66	1	06/16/21 15:05	
1,2,4-Trichlorobenzene	6.3	U	6.3	0.54	1	06/16/21 15:05	
1,2-Dibromo-3-chloropropane (DBCP)	6.3	U	6.3	0.96	1	06/16/21 15:05	
1,2-Dibromoethane	6.3	U	6.3	0.26	1	06/16/21 15:05	
1,2-Dichlorobenzene	6.3	U	6.3	0.26	1	06/16/21 15:05	
1,2-Dichloroethane	6.3	U	6.3	0.26	1	06/16/21 15:05	
1,2-Dichloropropane	6.3	U	6.3	0.26	1	06/16/21 15:05	
1,3-Dichlorobenzene	6.3	U	6.3	0.26	1	06/16/21 15:05	
1,4-Dichlorobenzene	6.3	U	6.3	0.28	1	06/16/21 15:05	
1,4-Dioxane	130	U	130	26	1	06/16/21 15:05	
2-Butanone (MEK)	6.3	U	6.3	2.6	1	06/16/21 15:05	
2-Hexanone	6.3	U	6.3	0.46	1	06/16/21 15:05	
4-Methyl-2-pentanone	6.3	U	6.3	0.30	1	06/16/21 15:05	
Acetone	**7.7**		6.3	6.0	1	06/16/21 15:05	
Benzene	6.3	U	6.3	0.26	1	06/16/21 15:05	
Bromochloromethane	6.3	U	6.3	0.26	1	06/16/21 15:05	
Bromodichloromethane	6.3	U	6.3	0.26	1	06/16/21 15:05	
Bromoform	6.3	U	6.3	0.64	1	06/16/21 15:05	
Bromomethane	6.3	U	6.3	2.7	1	06/16/21 15:05	
Carbon Disulfide	6.3	U	6.3	0.37	1	06/16/21 15:05	
Carbon Tetrachloride	6.3	U	6.3	0.33	1	06/16/21 15:05	
Chlorobenzene	6.3	U	6.3	0.26	1	06/16/21 15:05	
Chloroethane	6.3	U	6.3	0.53	1	06/16/21 15:05	
Chloroform	6.3	U	6.3	0.26	1	06/16/21 15:05	
Chloromethane	6.3	U	6.3	1.8	1	06/16/21 15:05	
Cyclohexane	6.3	U	6.3	0.33	1	06/16/21 15:05	
Dibromochloromethane	6.3	U	6.3	0.26	1	06/16/21 15:05	
Dichlorodifluoromethane (CFC 12)	6.3	U	6.3	0.42	1	06/16/21 15:05	
Dichloromethane	6.3	U	6.3	3.6	1	06/16/21 15:05	
Ethylbenzene	6.3	U	6.3	0.26	1	06/16/21 15:05	
Isopropylbenzene (Cumene)	6.3	U	6.3	0.26	1	06/16/21 15:05	
Methyl Acetate	6.3	U	6.3	1.1	1	06/16/21 15:05	
Methyl tert-Butyl Ether	6.3	U	6.3	0.26	1	06/16/21 15:05	
Methylcyclohexane	6.3	U	6.3	0.40	1	06/16/21 15:05	
Styrene	6.3	U	6.3	0.26	1	06/16/21 15:05	
Tetrachloroethene (PCE)	**1.7**	**J**	6.3	0.30	1	06/16/21 15:05	
Toluene	6.3	U	6.3	0.26	1	06/16/21 15:05	

ALS Group USA, Corp.
dba ALS Environmental

Analytical Report

Client:	LU Engineers	**Service Request:**	R2105887
Project:	Orchard Street/4235-01	**Date Collected:**	06/03/21 09:20
Sample Matrix:	Soil	**Date Received:**	06/11/21 17:15
Sample Name:	TP-03 (370)	**Units:**	ug/Kg
Lab Code:	R2105887-011	**Basis:**	Dry

Volatile Organic Compounds by GC/MS, Unp

Analysis Method: 8260C
Prep Method: EPA 5030C

Analyte Name	Result		MRL	MDL	Dil.	Date Analyzed	Q
Trichloroethene (TCE)	**0.69**	**J**	6.3	0.28	1	06/16/21 15:05	
Trichlorofluoromethane (CFC 11)	6.3	U	6.3	0.33	1	06/16/21 15:05	
Vinyl Chloride	6.3	U	6.3	0.59	1	06/16/21 15:05	
cis-1,2-Dichloroethene	6.3	U	6.3	0.26	1	06/16/21 15:05	
cis-1,3-Dichloropropene	6.3	U	6.3	0.26	1	06/16/21 15:05	
m,p-Xylenes	13	U	13	0.47	1	06/16/21 15:05	
o-Xylene	6.3	U	6.3	0.26	1	06/16/21 15:05	
trans-1,2-Dichloroethene	6.3	U	6.3	0.26	1	06/16/21 15:05	
trans-1,3-Dichloropropene	6.3	U	6.3	0.26	1	06/16/21 15:05	

Surrogate Name	% Rec	Control Limits	Date Analyzed	Q
4-Bromofluorobenzene	89	31 - 154	06/16/21 15:05	
Dibromofluoromethane	91	63 - 138	06/16/21 15:05	
Toluene-d8	101	66 - 138	06/16/21 15:05	

ALS Group USA, Corp.
dba ALS Environmental

Analytical Report

Client:	LU Engineers	**Service Request:**	R2105887
Project:	Orchard Street/4235-01	**Date Collected:**	06/04/21 07:30
Sample Matrix:	Soil	**Date Received:**	06/11/21 17:15
Sample Name:	TP-06 (370)	**Units:**	ug/Kg
Lab Code:	R2105887-013	**Basis:**	Dry

Volatile Organic Compounds by GC/MS, Unp

Analysis Method: 8260C
Prep Method: EPA 5030C

Analyte Name	Result	MRL	MDL	Dil.	Date Analyzed	Q
1,1,1-Trichloroethane (TCA)	6.3 U	6.3	0.26	1	06/16/21 15:29	
1,1,2,2-Tetrachloroethane	6.3 U	6.3	0.56	1	06/16/21 15:29	
1,1,2-Trichloroethane	6.3 U	6.3	0.26	1	06/16/21 15:29	
1,1,2-Trichloro-1,2,2-trifluoroethane	6.3 U	6.3	0.26	1	06/16/21 15:29	
1,1-Dichloroethane (1,1-DCA)	6.3 U	6.3	0.26	1	06/16/21 15:29	
1,1-Dichloroethene (1,1-DCE)	6.3 U	6.3	0.37	1	06/16/21 15:29	
1,2,3-Trichlorobenzene	6.3 U	6.3	0.66	1	06/16/21 15:29	
1,2,4-Trichlorobenzene	6.3 U	6.3	0.53	1	06/16/21 15:29	
1,2-Dibromo-3-chloropropane (DBCP)	6.3 U	6.3	0.95	1	06/16/21 15:29	
1,2-Dibromoethane	6.3 U	6.3	0.26	1	06/16/21 15:29	
1,2-Dichlorobenzene	6.3 U	6.3	0.26	1	06/16/21 15:29	
1,2-Dichloroethane	6.3 U	6.3	0.26	1	06/16/21 15:29	
1,2-Dichloropropane	6.3 U	6.3	0.26	1	06/16/21 15:29	
1,3-Dichlorobenzene	6.3 U	6.3	0.26	1	06/16/21 15:29	
1,4-Dichlorobenzene	6.3 U	6.3	0.28	1	06/16/21 15:29	
1,4-Dioxane	130 U	130	26	1	06/16/21 15:29	
2-Butanone (MEK)	6.3 U	6.3	2.6	1	06/16/21 15:29	
2-Hexanone	6.3 U	6.3	0.46	1	06/16/21 15:29	
4-Methyl-2-pentanone	6.3 U	6.3	0.29	1	06/16/21 15:29	
Acetone	6.3 U	6.3	5.9	1	06/16/21 15:29	
Benzene	6.3 U	6.3	0.26	1	06/16/21 15:29	
Bromochloromethane	6.3 U	6.3	0.26	1	06/16/21 15:29	
Bromodichloromethane	6.3 U	6.3	0.26	1	06/16/21 15:29	
Bromoform	6.3 U	6.3	0.63	1	06/16/21 15:29	
Bromomethane	6.3 U	6.3	2.7	1	06/16/21 15:29	
Carbon Disulfide	6.3 U	6.3	0.37	1	06/16/21 15:29	
Carbon Tetrachloride	6.3 U	6.3	0.33	1	06/16/21 15:29	
Chlorobenzene	6.3 U	6.3	0.26	1	06/16/21 15:29	
Chloroethane	6.3 U	6.3	0.52	1	06/16/21 15:29	
Chloroform	6.3 U	6.3	0.26	1	06/16/21 15:29	
Chloromethane	6.3 U	6.3	1.8	1	06/16/21 15:29	
Cyclohexane	6.3 U	6.3	0.33	1	06/16/21 15:29	
Dibromochloromethane	6.3 U	6.3	0.26	1	06/16/21 15:29	
Dichlorodifluoromethane (CFC 12)	6.3 U	6.3	0.42	1	06/16/21 15:29	
Dichloromethane	6.3 U	6.3	3.6	1	06/16/21 15:29	
Ethylbenzene	6.3 U	6.3	0.26	1	06/16/21 15:29	
Isopropylbenzene (Cumene)	6.3 U	6.3	0.26	1	06/16/21 15:29	
Methyl Acetate	6.3 U	6.3	1.1	1	06/16/21 15:29	
Methyl tert-Butyl Ether	6.3 U	6.3	0.26	1	06/16/21 15:29	
Methylcyclohexane	6.3 U	6.3	0.39	1	06/16/21 15:29	
Styrene	6.3 U	6.3	0.26	1	06/16/21 15:29	
Tetrachloroethene (PCE)	**39**	6.3	0.29	1	06/16/21 15:29	
Toluene	6.3 U	6.3	0.26	1	06/16/21 15:29	

ALS Group USA, Corp.
dba ALS Environmental

Analytical Report

Client:	LU Engineers	**Service Request:**	R2105887
Project:	Orchard Street/4235-01	**Date Collected:**	06/04/21 07:30
Sample Matrix:	Soil	**Date Received:**	06/11/21 17:15
Sample Name:	TP-06 (370)	**Units:**	ug/Kg
Lab Code:	R2105887-013	**Basis:**	Dry

Volatile Organic Compounds by GC/MS, Unp

Analysis Method: 8260C
Prep Method: EPA 5030C

Analyte Name	Result		MRL	MDL	Dil.	Date Analyzed	Q
Trichloroethene (TCE)	**0.61**	**J**	6.3	0.28	1	06/16/21 15:29	
Trichlorofluoromethane (CFC 11)	6.3	U	6.3	0.33	1	06/16/21 15:29	
Vinyl Chloride	6.3	U	6.3	0.58	1	06/16/21 15:29	
cis-1,2-Dichloroethene	6.3	U	6.3	0.26	1	06/16/21 15:29	
cis-1,3-Dichloropropene	6.3	U	6.3	0.26	1	06/16/21 15:29	
m,p-Xylenes	13	U	13	0.47	1	06/16/21 15:29	
o-Xylene	6.3	U	6.3	0.26	1	06/16/21 15:29	
trans-1,2-Dichloroethene	6.3	U	6.3	0.26	1	06/16/21 15:29	
trans-1,3-Dichloropropene	6.3	U	6.3	0.26	1	06/16/21 15:29	

Surrogate Name	% Rec	Control Limits	Date Analyzed	Q
4-Bromofluorobenzene	79	31 - 154	06/16/21 15:29	
Dibromofluoromethane	93	63 - 138	06/16/21 15:29	
Toluene-d8	101	66 - 138	06/16/21 15:29	

Client:	LU Engineers	**Service Request:**	R2105887
Project:	Orchard Street/4235-01	**Date Collected:**	06/04/21 08:30
Sample Matrix:	Soil	**Date Received:**	06/11/21 17:15
Sample Name:	TP-08 (370)	**Units:**	ug/Kg
Lab Code:	R2105887-015	**Basis:**	Dry

Volatile Organic Compounds by GC/MS, Unp

Analysis Method: 8260C
Prep Method: EPA 5030C

Analyte Name	Result	MRL	MDL	Dil.	Date Analyzed	Q
1,1,1-Trichloroethane (TCA)	5.9 U	5.9	0.24	1	06/16/21 15:52	
1,1,2,2-Tetrachloroethane	5.9 U	5.9	0.52	1	06/16/21 15:52	
1,1,2-Trichloroethane	5.9 U	5.9	0.24	1	06/16/21 15:52	
1,1,2-Trichloro-1,2,2-trifluoroethane	5.9 U	5.9	0.24	1	06/16/21 15:52	
1,1-Dichloroethane (1,1-DCA)	5.9 U	5.9	0.24	1	06/16/21 15:52	
1,1-Dichloroethene (1,1-DCE)	5.9 U	5.9	0.34	1	06/16/21 15:52	
1,2,3-Trichlorobenzene	5.9 U	5.9	0.61	1	06/16/21 15:52	
1,2,4-Trichlorobenzene	5.9 U	5.9	0.50	1	06/16/21 15:52	
1,2-Dibromo-3-chloropropane (DBCP)	5.9 U	5.9	0.88	1	06/16/21 15:52	
1,2-Dibromoethane	5.9 U	5.9	0.24	1	06/16/21 15:52	
1,2-Dichlorobenzene	5.9 U	5.9	0.24	1	06/16/21 15:52	
1,2-Dichloroethane	5.9 U	5.9	0.24	1	06/16/21 15:52	
1,2-Dichloropropane	5.9 U	5.9	0.24	1	06/16/21 15:52	
1,3-Dichlorobenzene	5.9 U	5.9	0.24	1	06/16/21 15:52	
1,4-Dichlorobenzene	5.9 U	5.9	0.26	1	06/16/21 15:52	
1,4-Dioxane	120 U	120	24	1	06/16/21 15:52	
2-Butanone (MEK)	5.9 U	5.9	2.4	1	06/16/21 15:52	
2-Hexanone	5.9 U	5.9	0.43	1	06/16/21 15:52	
4-Methyl-2-pentanone	5.9 U	5.9	0.27	1	06/16/21 15:52	
Acetone	**8.5**	5.9	5.6	1	06/16/21 15:52	
Benzene	5.9 U	5.9	0.24	1	06/16/21 15:52	
Bromochloromethane	5.9 U	5.9	0.24	1	06/16/21 15:52	
Bromodichloromethane	5.9 U	5.9	0.24	1	06/16/21 15:52	
Bromoform	5.9 U	5.9	0.59	1	06/16/21 15:52	
Bromomethane	5.9 U	5.9	2.5	1	06/16/21 15:52	
Carbon Disulfide	5.9 U	5.9	0.34	1	06/16/21 15:52	
Carbon Tetrachloride	5.9 U	5.9	0.31	1	06/16/21 15:52	
Chlorobenzene	5.9 U	5.9	0.24	1	06/16/21 15:52	
Chloroethane	5.9 U	5.9	0.49	1	06/16/21 15:52	
Chloroform	5.9 U	5.9	0.24	1	06/16/21 15:52	
Chloromethane	5.9 U	5.9	1.7	1	06/16/21 15:52	
Cyclohexane	5.9 U	5.9	0.31	1	06/16/21 15:52	
Dibromochloromethane	5.9 U	5.9	0.24	1	06/16/21 15:52	
Dichlorodifluoromethane (CFC 12)	5.9 U	5.9	0.39	1	06/16/21 15:52	
Dichloromethane	5.9 U	5.9	3.3	1	06/16/21 15:52	
Ethylbenzene	5.9 U	5.9	0.24	1	06/16/21 15:52	
Isopropylbenzene (Cumene)	5.9 U	5.9	0.24	1	06/16/21 15:52	
Methyl Acetate	5.9 U	5.9	0.99	1	06/16/21 15:52	
Methyl tert-Butyl Ether	5.9 U	5.9	0.24	1	06/16/21 15:52	
Methylcyclohexane	5.9 U	5.9	0.37	1	06/16/21 15:52	
Styrene	5.9 U	5.9	0.24	1	06/16/21 15:52	
Tetrachloroethene (PCE)	**15**	5.9	0.27	1	06/16/21 15:52	
Toluene	5.9 U	5.9	0.24	1	06/16/21 15:52	

ALS Group USA, Corp.
dba ALS Environmental

Analytical Report

Client:	LU Engineers	**Service Request:**	R2105887
Project:	Orchard Street/4235-01	**Date Collected:**	06/04/21 08:30
Sample Matrix:	Soil	**Date Received:**	06/11/21 17:15
Sample Name:	TP-08 (370)	**Units:**	ug/Kg
Lab Code:	R2105887-015	**Basis:**	Dry

Volatile Organic Compounds by GC/MS, Unp

Analysis Method: 8260C
Prep Method: EPA 5030C

Analyte Name	Result		MRL	MDL	Dil.	Date Analyzed	Q
Trichloroethene (TCE)	**0.46**	**J**	5.9	0.26	1	06/16/21 15:52	
Trichlorofluoromethane (CFC 11)	5.9	U	5.9	0.31	1	06/16/21 15:52	
Vinyl Chloride	5.9	U	5.9	0.54	1	06/16/21 15:52	
cis-1,2-Dichloroethene	5.9	U	5.9	0.24	1	06/16/21 15:52	
cis-1,3-Dichloropropene	5.9	U	5.9	0.24	1	06/16/21 15:52	
m,p-Xylenes	12	U	12	0.44	1	06/16/21 15:52	
o-Xylene	5.9	U	5.9	0.24	1	06/16/21 15:52	
trans-1,2-Dichloroethene	5.9	U	5.9	0.24	1	06/16/21 15:52	
trans-1,3-Dichloropropene	5.9	U	5.9	0.24	1	06/16/21 15:52	

Surrogate Name	% Rec	Control Limits	Date Analyzed	Q
4-Bromofluorobenzene	89	31 - 154	06/16/21 15:52	
Dibromofluoromethane	94	63 - 138	06/16/21 15:52	
Toluene-d8	103	66 - 138	06/16/21 15:52	

Analytical Report

Client:	LU Engineers	**Service Request:**	R2105887
Project:	Orchard Street/4235-01	**Date Collected:**	06/04/21 09:00
Sample Matrix:	Soil	**Date Received:**	06/11/21 17:15
Sample Name:	TP-10 (370)	**Units:**	ug/Kg
Lab Code:	R2105887-017	**Basis:**	Dry

Volatile Organic Compounds by GC/MS, Unp

Analysis Method: 8260C
Prep Method: EPA 5030C

Analyte Name	Result	MRL	MDL	Dil.	Date Analyzed	Q
1,1,1-Trichloroethane (TCA)	5.4 U	5.4	0.22	1	06/16/21 16:15	
1,1,2,2-Tetrachloroethane	5.4 U	5.4	0.48	1	06/16/21 16:15	
1,1,2-Trichloroethane	5.4 U	5.4	0.22	1	06/16/21 16:15	
1,1,2-Trichloro-1,2,2-trifluoroethane	5.4 U	5.4	0.22	1	06/16/21 16:15	
1,1-Dichloroethane (1,1-DCA)	5.4 U	5.4	0.22	1	06/16/21 16:15	
1,1-Dichloroethene (1,1-DCE)	5.4 U	5.4	0.32	1	06/16/21 16:15	
1,2,3-Trichlorobenzene	5.4 U	5.4	0.57	1	06/16/21 16:15	
1,2,4-Trichlorobenzene	5.4 U	5.4	0.46	1	06/16/21 16:15	
1,2-Dibromo-3-chloropropane (DBCP)	5.4 U	5.4	0.81	1	06/16/21 16:15	
1,2-Dibromoethane	5.4 U	5.4	0.22	1	06/16/21 16:15	
1,2-Dichlorobenzene	5.4 U	5.4	0.22	1	06/16/21 16:15	
1,2-Dichloroethane	5.4 U	5.4	0.22	1	06/16/21 16:15	
1,2-Dichloropropane	5.4 U	5.4	0.22	1	06/16/21 16:15	
1,3-Dichlorobenzene	5.4 U	5.4	0.22	1	06/16/21 16:15	
1,4-Dichlorobenzene	5.4 U	5.4	0.24	1	06/16/21 16:15	
1,4-Dioxane	110 U	110	22	1	06/16/21 16:15	
2-Butanone (MEK)	5.4 U	5.4	2.2	1	06/16/21 16:15	
2-Hexanone	5.4 U	5.4	0.39	1	06/16/21 16:15	
4-Methyl-2-pentanone	5.4 U	5.4	0.25	1	06/16/21 16:15	
Acetone	5.4 U	5.4	5.1	1	06/16/21 16:15	
Benzene	5.4 U	5.4	0.22	1	06/16/21 16:15	
Bromochloromethane	5.4 U	5.4	0.22	1	06/16/21 16:15	
Bromodichloromethane	5.4 U	5.4	0.22	1	06/16/21 16:15	
Bromoform	5.4 U	5.4	0.54	1	06/16/21 16:15	
Bromomethane	5.4 U	5.4	2.3	1	06/16/21 16:15	
Carbon Disulfide	5.4 U	5.4	0.32	1	06/16/21 16:15	
Carbon Tetrachloride	5.4 U	5.4	0.29	1	06/16/21 16:15	
Chlorobenzene	5.4 U	5.4	0.22	1	06/16/21 16:15	
Chloroethane	5.4 U	5.4	0.45	1	06/16/21 16:15	
Chloroform	5.4 U	5.4	0.22	1	06/16/21 16:15	
Chloromethane	5.4 U	5.4	1.6	1	06/16/21 16:15	
Cyclohexane	5.4 U	5.4	0.29	1	06/16/21 16:15	
Dibromochloromethane	5.4 U	5.4	0.22	1	06/16/21 16:15	
Dichlorodifluoromethane (CFC 12)	5.4 U	5.4	0.36	1	06/16/21 16:15	
Dichloromethane	5.4 U	5.4	3.1	1	06/16/21 16:15	
Ethylbenzene	5.4 U	5.4	0.22	1	06/16/21 16:15	
Isopropylbenzene (Cumene)	5.4 U	5.4	0.22	1	06/16/21 16:15	
Methyl Acetate	5.4 U	5.4	0.91	1	06/16/21 16:15	
Methyl tert-Butyl Ether	5.4 U	5.4	0.22	1	06/16/21 16:15	
Methylcyclohexane	5.4 U	5.4	0.34	1	06/16/21 16:15	
Styrene	5.4 U	5.4	0.22	1	06/16/21 16:15	
Tetrachloroethene (PCE)	**5.6**	5.4	0.25	1	06/16/21 16:15	
Toluene	5.4 U	5.4	0.22	1	06/16/21 16:15	

ALS Group USA, Corp.
dba ALS Environmental

Analytical Report

Client:	LU Engineers	**Service Request:**	R2105887
Project:	Orchard Street/4235-01	**Date Collected:**	06/04/21 09:00
Sample Matrix:	Soil	**Date Received:**	06/11/21 17:15
Sample Name:	TP-10 (370)	**Units:**	ug/Kg
Lab Code:	R2105887-017	**Basis:**	Dry

Volatile Organic Compounds by GC/MS, Unp

Analysis Method: 8260C
Prep Method: EPA 5030C

Analyte Name	Result	MRL	MDL	Dil.	Date Analyzed	Q
Trichloroethene (TCE)	**0.44 J**	5.4	0.24	1	06/16/21 16:15	
Trichlorofluoromethane (CFC 11)	5.4 U	5.4	0.29	1	06/16/21 16:15	
Vinyl Chloride	5.4 U	5.4	0.50	1	06/16/21 16:15	
cis-1,2-Dichloroethene	5.4 U	5.4	0.22	1	06/16/21 16:15	
cis-1,3-Dichloropropene	5.4 U	5.4	0.22	1	06/16/21 16:15	
m,p-Xylenes	11 U	11	0.40	1	06/16/21 16:15	
o-Xylene	5.4 U	5.4	0.22	1	06/16/21 16:15	
trans-1,2-Dichloroethene	5.4 U	5.4	0.22	1	06/16/21 16:15	
trans-1,3-Dichloropropene	5.4 U	5.4	0.22	1	06/16/21 16:15	

Surrogate Name	% Rec	Control Limits	Date Analyzed	Q
4-Bromofluorobenzene	87	31 - 154	06/16/21 16:15	
Dibromofluoromethane	94	63 - 138	06/16/21 16:15	
Toluene-d8	102	66 - 138	06/16/21 16:15	

Client:	LU Engineers	**Service Request:**	R2105887
Project:	Orchard Street/4235-01	**Date Collected:**	06/04/21 09:30
Sample Matrix:	Soil	**Date Received:**	06/11/21 17:15
Sample Name:	TP-11 (370)	**Units:**	ug/Kg
Lab Code:	R2105887-018	**Basis:**	Dry

Volatile Organic Compounds by GC/MS, Unp

Analysis Method: 8260C
Prep Method: EPA 5030C

Analyte Name	Result	MRL	MDL	Dil.	Date Analyzed	Q
1,1,1-Trichloroethane (TCA)	6.3 U	6.3	0.26	1	06/16/21 16:38	
1,1,2,2-Tetrachloroethane	6.3 U	6.3	0.56	1	06/16/21 16:38	
1,1,2-Trichloroethane	6.3 U	6.3	0.26	1	06/16/21 16:38	
1,1,2-Trichloro-1,2,2-trifluoroethane	6.3 U	6.3	0.26	1	06/16/21 16:38	
1,1-Dichloroethane (1,1-DCA)	6.3 U	6.3	0.26	1	06/16/21 16:38	
1,1-Dichloroethene (1,1-DCE)	6.3 U	6.3	0.37	1	06/16/21 16:38	
1,2,3-Trichlorobenzene	6.3 U	6.3	0.66	1	06/16/21 16:38	
1,2,4-Trichlorobenzene	6.3 U	6.3	0.53	1	06/16/21 16:38	
1,2-Dibromo-3-chloropropane (DBCP)	6.3 U	6.3	0.95	1	06/16/21 16:38	
1,2-Dibromoethane	6.3 U	6.3	0.26	1	06/16/21 16:38	
1,2-Dichlorobenzene	6.3 U	6.3	0.26	1	06/16/21 16:38	
1,2-Dichloroethane	6.3 U	6.3	0.26	1	06/16/21 16:38	
1,2-Dichloropropane	6.3 U	6.3	0.26	1	06/16/21 16:38	
1,3-Dichlorobenzene	6.3 U	6.3	0.26	1	06/16/21 16:38	
1,4-Dichlorobenzene	6.3 U	6.3	0.28	1	06/16/21 16:38	
1,4-Dioxane	130 U	130	26	1	06/16/21 16:38	
2-Butanone (MEK)	6.3 U	6.3	2.6	1	06/16/21 16:38	
2-Hexanone	6.3 U	6.3	0.46	1	06/16/21 16:38	
4-Methyl-2-pentanone	6.3 U	6.3	0.29	1	06/16/21 16:38	
Acetone	6.3 U	6.3	6.0	1	06/16/21 16:38	
Benzene	6.3 U	6.3	0.26	1	06/16/21 16:38	
Bromochloromethane	6.3 U	6.3	0.26	1	06/16/21 16:38	
Bromodichloromethane	6.3 U	6.3	0.26	1	06/16/21 16:38	
Bromoform	6.3 U	6.3	0.63	1	06/16/21 16:38	
Bromomethane	6.3 U	6.3	2.7	1	06/16/21 16:38	
Carbon Disulfide	6.3 U	6.3	0.37	1	06/16/21 16:38	
Carbon Tetrachloride	6.3 U	6.3	0.33	1	06/16/21 16:38	
Chlorobenzene	6.3 U	6.3	0.26	1	06/16/21 16:38	
Chloroethane	6.3 U	6.3	0.52	1	06/16/21 16:38	
Chloroform	6.3 U	6.3	0.26	1	06/16/21 16:38	
Chloromethane	6.3 U	6.3	1.8	1	06/16/21 16:38	
Cyclohexane	6.3 U	6.3	0.33	1	06/16/21 16:38	
Dibromochloromethane	6.3 U	6.3	0.26	1	06/16/21 16:38	
Dichlorodifluoromethane (CFC 12)	6.3 U	6.3	0.42	1	06/16/21 16:38	
Dichloromethane	6.3 U	6.3	3.6	1	06/16/21 16:38	
Ethylbenzene	6.3 U	6.3	0.26	1	06/16/21 16:38	
Isopropylbenzene (Cumene)	6.3 U	6.3	0.26	1	06/16/21 16:38	
Methyl Acetate	6.3 U	6.3	1.1	1	06/16/21 16:38	
Methyl tert-Butyl Ether	6.3 U	6.3	0.26	1	06/16/21 16:38	
Methylcyclohexane	6.3 U	6.3	0.39	1	06/16/21 16:38	
Styrene	6.3 U	6.3	0.26	1	06/16/21 16:38	
Tetrachloroethene (PCE)	**170**	6.3	0.29	1	06/16/21 16:38	
Toluene	6.3 U	6.3	0.26	1	06/16/21 16:38	

ALS Group USA, Corp.
dba ALS Environmental

Analytical Report

Client:	LU Engineers	**Service Request:**	R2105887
Project:	Orchard Street/4235-01	**Date Collected:**	06/04/21 09:30
Sample Matrix:	Soil	**Date Received:**	06/11/21 17:15
Sample Name:	TP-11 (370)	**Units:**	ug/Kg
Lab Code:	R2105887-018	**Basis:**	Dry

Volatile Organic Compounds by GC/MS, Unp

Analysis Method: 8260C
Prep Method: EPA 5030C

Analyte Name	Result	MRL	MDL	Dil.	Date Analyzed	Q
Trichloroethene (TCE)	**2.3 J**	6.3	0.28	1	06/16/21 16:38	
Trichlorofluoromethane (CFC 11)	6.3 U	6.3	0.33	1	06/16/21 16:38	
Vinyl Chloride	6.3 U	6.3	0.58	1	06/16/21 16:38	
cis-1,2-Dichloroethene	6.3 U	6.3	0.26	1	06/16/21 16:38	
cis-1,3-Dichloropropene	6.3 U	6.3	0.26	1	06/16/21 16:38	
m,p-Xylenes	13 U	13	0.47	1	06/16/21 16:38	
o-Xylene	6.3 U	6.3	0.26	1	06/16/21 16:38	
trans-1,2-Dichloroethene	6.3 U	6.3	0.26	1	06/16/21 16:38	
trans-1,3-Dichloropropene	6.3 U	6.3	0.26	1	06/16/21 16:38	

Surrogate Name	% Rec	Control Limits	Date Analyzed	Q
4-Bromofluorobenzene	81	31 - 154	06/16/21 16:38	
Dibromofluoromethane	100	63 - 138	06/16/21 16:38	
Toluene-d8	104	66 - 138	06/16/21 16:38	

Analytical Report

Client:	LU Engineers	**Service Request:**	R2105887
Project:	Orchard Street/4235-01	**Date Collected:**	06/04/21 10:00
Sample Matrix:	Soil	**Date Received:**	06/11/21 17:15
Sample Name:	TP-12 (370)	**Units:**	ug/Kg
Lab Code:	R2105887-020	**Basis:**	Dry

Volatile Organic Compounds by GC/MS, Unp

Analysis Method: 8260C
Prep Method: EPA 5030C

Analyte Name	Result	MRL	MDL	Dil.	Date Analyzed	Q
1,1,1-Trichloroethane (TCA)	5.6 U	5.6	0.23	1	06/16/21 17:02	
1,1,2,2-Tetrachloroethane	5.6 U	5.6	0.50	1	06/16/21 17:02	
1,1,2-Trichloroethane	5.6 U	5.6	0.23	1	06/16/21 17:02	
1,1,2-Trichloro-1,2,2-trifluoroethane	5.6 U	5.6	0.23	1	06/16/21 17:02	
1,1-Dichloroethane (1,1-DCA)	5.6 U	5.6	0.23	1	06/16/21 17:02	
1,1-Dichloroethene (1,1-DCE)	5.6 U	5.6	0.33	1	06/16/21 17:02	
1,2,3-Trichlorobenzene	5.6 U	5.6	0.59	1	06/16/21 17:02	
1,2,4-Trichlorobenzene	5.6 U	5.6	0.48	1	06/16/21 17:02	
1,2-Dibromo-3-chloropropane (DBCP)	5.6 U	5.6	0.85	1	06/16/21 17:02	
1,2-Dibromoethane	5.6 U	5.6	0.23	1	06/16/21 17:02	
1,2-Dichlorobenzene	5.6 U	5.6	0.23	1	06/16/21 17:02	
1,2-Dichloroethane	5.6 U	5.6	0.23	1	06/16/21 17:02	
1,2-Dichloropropane	5.6 U	5.6	0.23	1	06/16/21 17:02	
1,3-Dichlorobenzene	5.6 U	5.6	0.23	1	06/16/21 17:02	
1,4-Dichlorobenzene	5.6 U	5.6	0.25	1	06/16/21 17:02	
1,4-Dioxane	110 U	110	23	1	06/16/21 17:02	
2-Butanone (MEK)	5.6 U	5.6	2.3	1	06/16/21 17:02	
2-Hexanone	5.6 U	5.6	0.41	1	06/16/21 17:02	
4-Methyl-2-pentanone	5.6 U	5.6	0.26	1	06/16/21 17:02	
Acetone	5.6 U	5.6	5.3	1	06/16/21 17:02	
Benzene	5.6 U	5.6	0.23	1	06/16/21 17:02	
Bromochloromethane	5.6 U	5.6	0.23	1	06/16/21 17:02	
Bromodichloromethane	5.6 U	5.6	0.23	1	06/16/21 17:02	
Bromoform	5.6 U	5.6	0.57	1	06/16/21 17:02	
Bromomethane	5.6 U	5.6	2.4	1	06/16/21 17:02	
Carbon Disulfide	5.6 U	5.6	0.33	1	06/16/21 17:02	
Carbon Tetrachloride	5.6 U	5.6	0.30	1	06/16/21 17:02	
Chlorobenzene	5.6 U	5.6	0.23	1	06/16/21 17:02	
Chloroethane	5.6 U	5.6	0.47	1	06/16/21 17:02	
Chloroform	5.6 U	5.6	0.23	1	06/16/21 17:02	
Chloromethane	5.6 U	5.6	1.6	1	06/16/21 17:02	
Cyclohexane	5.6 U	5.6	0.30	1	06/16/21 17:02	
Dibromochloromethane	5.6 U	5.6	0.23	1	06/16/21 17:02	
Dichlorodifluoromethane (CFC 12)	5.6 U	5.6	0.38	1	06/16/21 17:02	
Dichloromethane	5.6 U	5.6	3.2	1	06/16/21 17:02	
Ethylbenzene	5.6 U	5.6	0.23	1	06/16/21 17:02	
Isopropylbenzene (Cumene)	5.6 U	5.6	0.23	1	06/16/21 17:02	
Methyl Acetate	5.6 U	5.6	0.95	1	06/16/21 17:02	
Methyl tert-Butyl Ether	5.6 U	5.6	0.23	1	06/16/21 17:02	
Methylcyclohexane	5.6 U	5.6	0.35	1	06/16/21 17:02	
Styrene	5.6 U	5.6	0.23	1	06/16/21 17:02	
Tetrachloroethene (PCE)	**1.3 J**	5.6	0.26	1	06/16/21 17:02	
Toluene	5.6 U	5.6	0.23	1	06/16/21 17:02	

ALS Group USA, Corp.
dba ALS Environmental

Analytical Report

Client:	LU Engineers	**Service Request:**	R2105887
Project:	Orchard Street/4235-01	**Date Collected:**	06/04/21 10:00
Sample Matrix:	Soil	**Date Received:**	06/11/21 17:15
Sample Name:	TP-12 (370)	**Units:**	ug/Kg
Lab Code:	R2105887-020	**Basis:**	Dry

Volatile Organic Compounds by GC/MS, Unp

Analysis Method: 8260C
Prep Method: EPA 5030C

Analyte Name	Result	MRL	MDL	Dil.	Date Analyzed	Q
Trichloroethene (TCE)	5.6 U	5.6	0.25	1	06/16/21 17:02	
Trichlorofluoromethane (CFC 11)	5.6 U	5.6	0.30	1	06/16/21 17:02	
Vinyl Chloride	5.6 U	5.6	0.52	1	06/16/21 17:02	
cis-1,2-Dichloroethene	5.6 U	5.6	0.23	1	06/16/21 17:02	
cis-1,3-Dichloropropene	5.6 U	5.6	0.23	1	06/16/21 17:02	
m,p-Xylenes	11 U	11	0.42	1	06/16/21 17:02	
o-Xylene	5.6 U	5.6	0.23	1	06/16/21 17:02	
trans-1,2-Dichloroethene	5.6 U	5.6	0.23	1	06/16/21 17:02	
trans-1,3-Dichloropropene	5.6 U	5.6	0.23	1	06/16/21 17:02	

Surrogate Name	% Rec	Control Limits	Date Analyzed	Q
4-Bromofluorobenzene	91	31 - 154	06/16/21 17:02	
Dibromofluoromethane	92	63 - 138	06/16/21 17:02	
Toluene-d8	102	66 - 138	06/16/21 17:02	

ALS Group USA, Corp.
dba ALS Environmental

Analytical Report

Client:	LU Engineers	**Service Request:**	R2105887
Project:	Orchard Street/4235-01	**Date Collected:**	NA
Sample Matrix:	Soil	**Date Received:**	06/11/21 17:15
Sample Name:	Field Duplicate	**Units:**	ug/Kg
Lab Code:	R2105887-021	**Basis:**	Dry

Volatile Organic Compounds by GC/MS, Unp

Analysis Method: 8260C
Prep Method: EPA 5030C

Analyte Name	Result	MRL	MDL	Dil.	Date Analyzed	Q
1,1,1-Trichloroethane (TCA)	5.7 U	5.7	0.23	1	06/16/21 17:25	
1,1,2,2-Tetrachloroethane	5.7 U	5.7	0.51	1	06/16/21 17:25	
1,1,2-Trichloroethane	5.7 U	5.7	0.23	1	06/16/21 17:25	
1,1,2-Trichloro-1,2,2-trifluoroethane	5.7 U	5.7	0.23	1	06/16/21 17:25	
1,1-Dichloroethane (1,1-DCA)	5.7 U	5.7	0.23	1	06/16/21 17:25	
1,1-Dichloroethene (1,1-DCE)	5.7 U	5.7	0.34	1	06/16/21 17:25	
1,2,3-Trichlorobenzene	5.7 U	5.7	0.60	1	06/16/21 17:25	
1,2,4-Trichlorobenzene	5.7 U	5.7	0.48	1	06/16/21 17:25	
1,2-Dibromo-3-chloropropane (DBCP)	5.7 U	5.7	0.86	1	06/16/21 17:25	
1,2-Dibromoethane	5.7 U	5.7	0.23	1	06/16/21 17:25	
1,2-Dichlorobenzene	5.7 U	5.7	0.23	1	06/16/21 17:25	
1,2-Dichloroethane	5.7 U	5.7	0.23	1	06/16/21 17:25	
1,2-Dichloropropane	5.7 U	5.7	0.23	1	06/16/21 17:25	
1,3-Dichlorobenzene	5.7 U	5.7	0.23	1	06/16/21 17:25	
1,4-Dichlorobenzene	5.7 U	5.7	0.26	1	06/16/21 17:25	
1,4-Dioxane	110 U	110	23	1	06/16/21 17:25	
2-Butanone (MEK)	5.7 U	5.7	2.3	1	06/16/21 17:25	
2-Hexanone	5.7 U	5.7	0.42	1	06/16/21 17:25	
4-Methyl-2-pentanone	5.7 U	5.7	0.27	1	06/16/21 17:25	
Acetone	**19**	5.7	5.4	1	06/16/21 17:25	
Benzene	5.7 U	5.7	0.23	1	06/16/21 17:25	
Bromochloromethane	5.7 U	5.7	0.23	1	06/16/21 17:25	
Bromodichloromethane	5.7 U	5.7	0.23	1	06/16/21 17:25	
Bromoform	5.7 U	5.7	0.58	1	06/16/21 17:25	
Bromomethane	5.7 U	5.7	2.4	1	06/16/21 17:25	
Carbon Disulfide	5.7 U	5.7	0.34	1	06/16/21 17:25	
Carbon Tetrachloride	5.7 U	5.7	0.30	1	06/16/21 17:25	
Chlorobenzene	5.7 U	5.7	0.23	1	06/16/21 17:25	
Chloroethane	5.7 U	5.7	0.47	1	06/16/21 17:25	
Chloroform	5.7 U	5.7	0.23	1	06/16/21 17:25	
Chloromethane	5.7 U	5.7	1.6	1	06/16/21 17:25	
Cyclohexane	5.7 U	5.7	0.30	1	06/16/21 17:25	
Dibromochloromethane	5.7 U	5.7	0.23	1	06/16/21 17:25	
Dichlorodifluoromethane (CFC 12)	5.7 U	5.7	0.38	1	06/16/21 17:25	
Dichloromethane	5.7 U	5.7	3.2	1	06/16/21 17:25	
Ethylbenzene	5.7 U	5.7	0.23	1	06/16/21 17:25	
Isopropylbenzene (Cumene)	5.7 U	5.7	0.23	1	06/16/21 17:25	
Methyl Acetate	5.7 U	5.7	0.96	1	06/16/21 17:25	
Methyl tert-Butyl Ether	5.7 U	5.7	0.23	1	06/16/21 17:25	
Methylcyclohexane	5.7 U	5.7	0.36	1	06/16/21 17:25	
Styrene	5.7 U	5.7	0.23	1	06/16/21 17:25	
Tetrachloroethene (PCE)	**0.74 J**	5.7	0.27	1	06/16/21 17:25	
Toluene	5.7 U	5.7	0.23	1	06/16/21 17:25	

ALS Group USA, Corp.
dba ALS Environmental

Analytical Report

Client:	LU Engineers	**Service Request:**	R2105887
Project:	Orchard Street/4235-01	**Date Collected:**	NA
Sample Matrix:	Soil	**Date Received:**	06/11/21 17:15
Sample Name:	Field Duplicate	**Units:**	ug/Kg
Lab Code:	R2105887-021	**Basis:**	Dry

Volatile Organic Compounds by GC/MS, Unp

Analysis Method: 8260C
Prep Method: EPA 5030C

Analyte Name	Result	MRL	MDL	Dil.	Date Analyzed	Q
Trichloroethene (TCE)	5.7 U	5.7	0.26	1	06/16/21 17:25	
Trichlorofluoromethane (CFC 11)	5.7 U	5.7	0.30	1	06/16/21 17:25	
Vinyl Chloride	5.7 U	5.7	0.53	1	06/16/21 17:25	
cis-1,2-Dichloroethene	5.7 U	5.7	0.23	1	06/16/21 17:25	
cis-1,3-Dichloropropene	5.7 U	5.7	0.23	1	06/16/21 17:25	
m,p-Xylenes	11 U	11	0.43	1	06/16/21 17:25	
o-Xylene	5.7 U	5.7	0.23	1	06/16/21 17:25	
trans-1,2-Dichloroethene	5.7 U	5.7	0.23	1	06/16/21 17:25	
trans-1,3-Dichloropropene	5.7 U	5.7	0.23	1	06/16/21 17:25	

Surrogate Name	% Rec	Control Limits	Date Analyzed	Q
4-Bromofluorobenzene	92	31 - 154	06/16/21 17:25	
Dibromofluoromethane	91	63 - 138	06/16/21 17:25	
Toluene-d8	101	66 - 138	06/16/21 17:25	

Semivolatile Organic Compounds by GC/MS

ALS Environmental—Rochester Laboratory
1565 Jefferson Road, Building 300, Suite 360, Rochester, NY 14623
Phone (585) 288-5380 Fax (585) 288-8475
www.alsglobal.com

Client:	LU Engineers	**Service Request:**	R2105887
Project:	Orchard Street/4235-01	**Date Collected:**	06/03/21 08:00
Sample Matrix:	Soil	**Date Received:**	06/11/21 17:15
Sample Name:	TP-01 (350)	**Units:**	ug/Kg
Lab Code:	R2105887-001	**Basis:**	Dry

Semivolatile Organic Compounds by GC/MS using Microwave Digestion

Analysis Method: 8270D
Prep Method: EPA 3546

Analyte Name	Result		MRL	MDL	Dil.	Date Analyzed	Date Extracted	Q
1,2,4,5-Tetrachlorobenzene	380	U	380	84	1	06/16/21 19:38	6/15/21	
1,4-Dioxane	77	U	77	37	1	06/16/21 19:38	6/15/21	
2,3,4,6-Tetrachlorophenol	380	U	380	140	1	06/16/21 19:38	6/15/21	
2,4,5-Trichlorophenol	380	U	380	94	1	06/16/21 19:38	6/15/21	
2,4,6-Trichlorophenol	380	U	380	85	1	06/16/21 19:38	6/15/21	
2,4-Dichlorophenol	380	U	380	73	1	06/16/21 19:38	6/15/21	
2,4-Dimethylphenol	380	U	380	68	1	06/16/21 19:38	6/15/21	
2,4-Dinitrophenol	2000	U	2000	650	1	06/16/21 19:38	6/15/21	
2,4-Dinitrotoluene	380	U	380	150	1	06/16/21 19:38	6/15/21	
2,6-Dinitrotoluene	380	U	380	83	1	06/16/21 19:38	6/15/21	
2-Chloronaphthalene	380	U	380	76	1	06/16/21 19:38	6/15/21	
2-Chlorophenol	380	U	380	64	1	06/16/21 19:38	6/15/21	
2-Methylnaphthalene	380	U	380	63	1	06/16/21 19:38	6/15/21	
2-Methylphenol	380	U	380	79	1	06/16/21 19:38	6/15/21	
2-Nitroaniline	2000	U	2000	90	1	06/16/21 19:38	6/15/21	
2-Nitrophenol	380	U	380	88	1	06/16/21 19:38	6/15/21	
3,3'-Dichlorobenzidine	380	U	380	43	1	06/16/21 19:38	6/15/21	
3- and 4-Methylphenol Coelution	380	U	380	73	1	06/16/21 19:38	6/15/21	
3-Nitroaniline	2000	U	2000	76	1	06/16/21 19:38	6/15/21	
4,6-Dinitro-2-methylphenol	2000	U	2000	220	1	06/16/21 19:38	6/15/21	
4-Bromophenyl Phenyl Ether	380	U	380	100	1	06/16/21 19:38	6/15/21	
4-Chloro-3-methylphenol	380	U	380	77	1	06/16/21 19:38	6/15/21	
4-Chloroaniline	380	U	380	64	1	06/16/21 19:38	6/15/21	
4-Chlorophenyl Phenyl Ether	380	U	380	81	1	06/16/21 19:38	6/15/21	
4-Nitroaniline	2000	U	2000	39	1	06/16/21 19:38	6/15/21	
4-Nitrophenol	2000	U	2000	76	1	06/16/21 19:38	6/15/21	
Acenaphthene	380	U	380	72	1	06/16/21 19:38	6/15/21	
Acenaphthylene	380	U	380	77	1	06/16/21 19:38	6/15/21	
Acetophenone	380	U	380	110	1	06/16/21 19:38	6/15/21	
Anthracene	380	U	380	64	1	06/16/21 19:38	6/15/21	
Atrazine	380	U	380	53	1	06/16/21 19:38	6/15/21	
Benz(a)anthracene	380	U	380	57	1	06/16/21 19:38	6/15/21	
Benzaldehyde	2000	U	2000	92	1	06/16/21 19:38	6/15/21	
Benzo(a)pyrene	380	U	380	110	1	06/16/21 19:38	6/15/21	
Benzo(b)fluoranthene	380	U	380	64	1	06/16/21 19:38	6/15/21	
Benzo(g,h,i)perylene	380	U	380	87	1	06/16/21 19:38	6/15/21	
Benzo(k)fluoranthene	380	U	380	62	1	06/16/21 19:38	6/15/21	
Biphenyl	380	U	380	120	1	06/16/21 19:38	6/15/21	
2,2'-Oxybis(1-chloropropane)	380	U	380	78	1	06/16/21 19:38	6/15/21	
Bis(2-chloroethoxy)methane	380	U	380	93	1	06/16/21 19:38	6/15/21	
Bis(2-chloroethyl) Ether	380	U	380	75	1	06/16/21 19:38	6/15/21	
Bis(2-ethylhexyl) Phthalate	570	U	570	69	1	06/16/21 19:38	6/15/21	
Butyl Benzyl Phthalate	380	U	380	46	1	06/16/21 19:38	6/15/21	

ALS Group USA, Corp.
dba ALS Environmental

Analytical Report

Client:	LU Engineers	**Service Request:**	R2105887
Project:	Orchard Street/4235-01	**Date Collected:**	06/03/21 08:00
Sample Matrix:	Soil	**Date Received:**	06/11/21 17:15
Sample Name:	TP-01 (350)	**Units:**	ug/Kg
Lab Code:	R2105887-001	**Basis:**	Dry

Semivolatile Organic Compounds by GC/MS using Microwave Digestion

Analysis Method: 8270D
Prep Method: EPA 3546

Analyte Name	Result	MRL	MDL	Dil.	Date Analyzed	Date Extracted	Q
Caprolactam	380 U	380	84	1	06/16/21 19:38	6/15/21	
Carbazole	380 U	380	62	1	06/16/21 19:38	6/15/21	
Chrysene	380 U	380	56	1	06/16/21 19:38	6/15/21	
Di-n-butyl Phthalate	380 U	380	62	1	06/16/21 19:38	6/15/21	
Di-n-octyl Phthalate	380 U	380	140	1	06/16/21 19:38	6/15/21	
Dibenz(a,h)anthracene	380 U	380	83	1	06/16/21 19:38	6/15/21	
Dibenzofuran	380 U	380	69	1	06/16/21 19:38	6/15/21	
Diethyl Phthalate	380 U	380	68	1	06/16/21 19:38	6/15/21	
Dimethyl Phthalate	380 U	380	72	1	06/16/21 19:38	6/15/21	
Fluoranthene	380 U	380	95	1	06/16/21 19:38	6/15/21	
Fluorene	380 U	380	71	1	06/16/21 19:38	6/15/21	
Hexachlorobenzene	380 U	380	91	1	06/16/21 19:38	6/15/21	
Hexachlorobutadiene	380 U	380	65	1	06/16/21 19:38	6/15/21	
Hexachlorocyclopentadiene	380 U	380	130	1	06/16/21 19:38	6/15/21	
Hexachloroethane	380 U	380	71	1	06/16/21 19:38	6/15/21	
Indeno(1,2,3-cd)pyrene	380 U	380	130	1	06/16/21 19:38	6/15/21	
Isophorone	380 U	380	79	1	06/16/21 19:38	6/15/21	
N-Nitrosodi-n-propylamine	380 U	380	120	1	06/16/21 19:38	6/15/21	
N-Nitrosodiphenylamine	380 U	380	240	1	06/16/21 19:38	6/15/21	
Naphthalene	380 U	380	71	1	06/16/21 19:38	6/15/21	
Nitrobenzene	380 U	380	68	1	06/16/21 19:38	6/15/21	
Pentachlorophenol (PCP)	2000 U	2000	380	1	06/16/21 19:38	6/15/21	
Phenanthrene	380 U	380	54	1	06/16/21 19:38	6/15/21	
Phenol	380 U	380	77	1	06/16/21 19:38	6/15/21	
Pyrene	380 U	380	63	1	06/16/21 19:38	6/15/21	

Surrogate Name	% Rec	Control Limits	Date Analyzed	Q
2,4,6-Tribromophenol	78	10 - 109	06/16/21 19:38	
2-Fluorobiphenyl	71	10 - 102	06/16/21 19:38	
2-Fluorophenol	67	10 - 88	06/16/21 19:38	
Nitrobenzene-d5	68	10 - 95	06/16/21 19:38	
Phenol-d6	61	10 - 145	06/16/21 19:38	
Terphenyl-d14	100	10 - 106	06/16/21 19:38	

Client:	LU Engineers	**Service Request:**	R2105887
Project:	Orchard Street/4235-01	**Date Collected:**	06/03/21 15:00
Sample Matrix:	Soil	**Date Received:**	06/11/21 17:15
Sample Name:	TP-07 (350)	**Units:**	ug/Kg
Lab Code:	R2105887-005	**Basis:**	Dry

Semivolatile Organic Compounds by GC/MS using Microwave Digestion

Analysis Method: 8270D
Prep Method: EPA 3546

Analyte Name	Result		MRL	MDL	Dil.	Date Analyzed	Date Extracted	Q
1,2,4,5-Tetrachlorobenzene	400	U	400	89	1	06/16/21 20:07	6/15/21	
1,4-Dioxane	81	U	81	39	1	06/16/21 20:07	6/15/21	
2,3,4,6-Tetrachlorophenol	400	U	400	140	1	06/16/21 20:07	6/15/21	
2,4,5-Trichlorophenol	400	U	400	99	1	06/16/21 20:07	6/15/21	
2,4,6-Trichlorophenol	400	U	400	89	1	06/16/21 20:07	6/15/21	
2,4-Dichlorophenol	400	U	400	77	1	06/16/21 20:07	6/15/21	
2,4-Dimethylphenol	400	U	400	72	1	06/16/21 20:07	6/15/21	
2,4-Dinitrophenol	2100	U	2100	680	1	06/16/21 20:07	6/15/21	
2,4-Dinitrotoluene	400	U	400	160	1	06/16/21 20:07	6/15/21	
2,6-Dinitrotoluene	400	U	400	88	1	06/16/21 20:07	6/15/21	
2-Chloronaphthalene	400	U	400	80	1	06/16/21 20:07	6/15/21	
2-Chlorophenol	400	U	400	67	1	06/16/21 20:07	6/15/21	
2-Methylnaphthalene	400	U	400	66	1	06/16/21 20:07	6/15/21	
2-Methylphenol	400	U	400	83	1	06/16/21 20:07	6/15/21	
2-Nitroaniline	2100	U	2100	95	1	06/16/21 20:07	6/15/21	
2-Nitrophenol	400	U	400	93	1	06/16/21 20:07	6/15/21	
3,3'-Dichlorobenzidine	400	U	400	45	1	06/16/21 20:07	6/15/21	
3- and 4-Methylphenol Coelution	400	U	400	77	1	06/16/21 20:07	6/15/21	
3-Nitroaniline	2100	U	2100	81	1	06/16/21 20:07	6/15/21	
4,6-Dinitro-2-methylphenol	2100	U	2100	230	1	06/16/21 20:07	6/15/21	
4-Bromophenyl Phenyl Ether	400	U	400	110	1	06/16/21 20:07	6/15/21	
4-Chloro-3-methylphenol	400	U	400	81	1	06/16/21 20:07	6/15/21	
4-Chloroaniline	400	U	400	68	1	06/16/21 20:07	6/15/21	
4-Chlorophenyl Phenyl Ether	400	U	400	86	1	06/16/21 20:07	6/15/21	
4-Nitroaniline	2100	U	2100	41	1	06/16/21 20:07	6/15/21	
4-Nitrophenol	2100	U	2100	81	1	06/16/21 20:07	6/15/21	
Acenaphthene	400	U	400	76	1	06/16/21 20:07	6/15/21	
Acenaphthylene	400	U	400	81	1	06/16/21 20:07	6/15/21	
Acetophenone	400	U	400	120	1	06/16/21 20:07	6/15/21	
Anthracene	400	U	400	67	1	06/16/21 20:07	6/15/21	
Atrazine	400	U	400	56	1	06/16/21 20:07	6/15/21	
Benz(a)anthracene	400	U	400	60	1	06/16/21 20:07	6/15/21	
Benzaldehyde	2100	U	2100	97	1	06/16/21 20:07	6/15/21	
Benzo(a)pyrene	400	U	400	110	1	06/16/21 20:07	6/15/21	
Benzo(b)fluoranthene	400	U	400	67	1	06/16/21 20:07	6/15/21	
Benzo(g,h,i)perylene	400	U	400	92	1	06/16/21 20:07	6/15/21	
Benzo(k)fluoranthene	400	U	400	65	1	06/16/21 20:07	6/15/21	
Biphenyl	400	U	400	120	1	06/16/21 20:07	6/15/21	
2,2'-Oxybis(1-chloropropane)	400	U	400	82	1	06/16/21 20:07	6/15/21	
Bis(2-chloroethoxy)methane	400	U	400	98	1	06/16/21 20:07	6/15/21	
Bis(2-chloroethyl) Ether	400	U	400	79	1	06/16/21 20:07	6/15/21	
Bis(2-ethylhexyl) Phthalate	610	U	610	73	1	06/16/21 20:07	6/15/21	
Butyl Benzyl Phthalate	400	U	400	48	1	06/16/21 20:07	6/15/21	

ALS Group USA, Corp.
dba ALS Environmental

Analytical Report

Client:	LU Engineers	**Service Request:**	R2105887
Project:	Orchard Street/4235-01	**Date Collected:**	06/03/21 15:00
Sample Matrix:	Soil	**Date Received:**	06/11/21 17:15
Sample Name:	TP-07 (350)	**Units:**	ug/Kg
Lab Code:	R2105887-005	**Basis:**	Dry

Semivolatile Organic Compounds by GC/MS using Microwave Digestion

Analysis Method: 8270D
Prep Method: EPA 3546

Analyte Name	Result	MRL	MDL	Dil.	Date Analyzed	Date Extracted	Q
Caprolactam	400 U	400	88	1	06/16/21 20:07	6/15/21	
Carbazole	400 U	400	65	1	06/16/21 20:07	6/15/21	
Chrysene	400 U	400	59	1	06/16/21 20:07	6/15/21	
Di-n-butyl Phthalate	400 U	400	65	1	06/16/21 20:07	6/15/21	
Di-n-octyl Phthalate	400 U	400	140	1	06/16/21 20:07	6/15/21	
Dibenz(a,h)anthracene	400 U	400	87	1	06/16/21 20:07	6/15/21	
Dibenzofuran	400 U	400	73	1	06/16/21 20:07	6/15/21	
Diethyl Phthalate	400 U	400	71	1	06/16/21 20:07	6/15/21	
Dimethyl Phthalate	400 U	400	76	1	06/16/21 20:07	6/15/21	
Fluoranthene	400 U	400	110	1	06/16/21 20:07	6/15/21	
Fluorene	400 U	400	75	1	06/16/21 20:07	6/15/21	
Hexachlorobenzene	400 U	400	96	1	06/16/21 20:07	6/15/21	
Hexachlorobutadiene	400 U	400	69	1	06/16/21 20:07	6/15/21	
Hexachlorocyclopentadiene	400 U	400	130	1	06/16/21 20:07	6/15/21	
Hexachloroethane	400 U	400	75	1	06/16/21 20:07	6/15/21	
Indeno(1,2,3-cd)pyrene	400 U	400	130	1	06/16/21 20:07	6/15/21	
Isophorone	400 U	400	84	1	06/16/21 20:07	6/15/21	
N-Nitrosodi-n-propylamine	400 U	400	130	1	06/16/21 20:07	6/15/21	
N-Nitrosodiphenylamine	400 U	400	250	1	06/16/21 20:07	6/15/21	
Naphthalene	400 U	400	75	1	06/16/21 20:07	6/15/21	
Nitrobenzene	400 U	400	72	1	06/16/21 20:07	6/15/21	
Pentachlorophenol (PCP)	2100 U	2100	400	1	06/16/21 20:07	6/15/21	
Phenanthrene	400 U	400	57	1	06/16/21 20:07	6/15/21	
Phenol	400 U	400	81	1	06/16/21 20:07	6/15/21	
Pyrene	400 U	400	67	1	06/16/21 20:07	6/15/21	

Surrogate Name	% Rec	Control Limits	Date Analyzed	Q
2,4,6-Tribromophenol	69	10 - 109	06/16/21 20:07	
2-Fluorobiphenyl	67	10 - 102	06/16/21 20:07	
2-Fluorophenol	61	10 - 88	06/16/21 20:07	
Nitrobenzene-d5	62	10 - 95	06/16/21 20:07	
Phenol-d6	57	10 - 145	06/16/21 20:07	
Terphenyl-d14	93	10 - 106	06/16/21 20:07	

Client:	LU Engineers	**Service Request:**	R2105887
Project:	Orchard Street/4235-01	**Date Collected:**	06/03/21 13:15
Sample Matrix:	Soil	**Date Received:**	06/11/21 17:15
Sample Name:	TP-10 (350)	**Units:**	ug/Kg
Lab Code:	R2105887-007	**Basis:**	Dry

Semivolatile Organic Compounds by GC/MS using Microwave Digestion

Analysis Method: 8270D
Prep Method: EPA 3546

Analyte Name	Result		MRL	MDL	Dil.	Date Analyzed	Date Extracted	Q
1,2,4,5-Tetrachlorobenzene	850	U	850	190	2	06/17/21 16:10	6/15/21	
1,4-Dioxane	170	U	170	83	2	06/17/21 16:10	6/15/21	
2,3,4,6-Tetrachlorophenol	850	U	850	300	2	06/17/21 16:10	6/15/21	
2,4,5-Trichlorophenol	850	U	850	210	2	06/17/21 16:10	6/15/21	
2,4,6-Trichlorophenol	850	U	850	190	2	06/17/21 16:10	6/15/21	
2,4-Dichlorophenol	850	U	850	170	2	06/17/21 16:10	6/15/21	
2,4-Dimethylphenol	850	U	850	160	2	06/17/21 16:10	6/15/21	
2,4-Dinitrophenol	4400	U	4400	1500	2	06/17/21 16:10	6/15/21	
2,4-Dinitrotoluene	850	U	850	330	2	06/17/21 16:10	6/15/21	
2,6-Dinitrotoluene	850	U	850	190	2	06/17/21 16:10	6/15/21	
2-Chloronaphthalene	850	U	850	180	2	06/17/21 16:10	6/15/21	
2-Chlorophenol	850	U	850	150	2	06/17/21 16:10	6/15/21	
2-Methylnaphthalene	850	U	850	150	2	06/17/21 16:10	6/15/21	
2-Methylphenol	850	U	850	180	2	06/17/21 16:10	6/15/21	
2-Nitroaniline	4400	U	4400	210	2	06/17/21 16:10	6/15/21	
2-Nitrophenol	850	U	850	200	2	06/17/21 16:10	6/15/21	
3,3'-Dichlorobenzidine	850	U	850	96	2	06/17/21 16:10	6/15/21	
3- and 4-Methylphenol Coelution	850	U	850	170	2	06/17/21 16:10	6/15/21	
3-Nitroaniline	4400	U	4400	180	2	06/17/21 16:10	6/15/21	
4,6-Dinitro-2-methylphenol	4400	U	4400	490	2	06/17/21 16:10	6/15/21	
4-Bromophenyl Phenyl Ether	850	U	850	230	2	06/17/21 16:10	6/15/21	
4-Chloro-3-methylphenol	850	U	850	180	2	06/17/21 16:10	6/15/21	
4-Chloroaniline	850	U	850	150	2	06/17/21 16:10	6/15/21	
4-Chlorophenyl Phenyl Ether	850	U	850	190	2	06/17/21 16:10	6/15/21	
4-Nitroaniline	4400	U	4400	87	2	06/17/21 16:10	6/15/21	
4-Nitrophenol	4400	U	4400	180	2	06/17/21 16:10	6/15/21	
Acenaphthene	**250**	**J**	850	170	2	06/17/21 16:10	6/15/21	
Acenaphthylene	**1500**		850	180	2	06/17/21 16:10	6/15/21	
Acetophenone	850	U	850	250	2	06/17/21 16:10	6/15/21	
Anthracene	**1800**		850	150	2	06/17/21 16:10	6/15/21	
Atrazine	850	U	850	120	2	06/17/21 16:10	6/15/21	
Benz(a)anthracene	**7500**		850	130	2	06/17/21 16:10	6/15/21	
Benzaldehyde	4400	U	4400	210	2	06/17/21 16:10	6/15/21	
Benzo(a)pyrene	**9600**		850	230	2	06/17/21 16:10	6/15/21	
Benzo(b)fluoranthene	**11000**		850	150	2	06/17/21 16:10	6/15/21	
Benzo(g,h,i)perylene	**8300**		850	200	2	06/17/21 16:10	6/15/21	
Benzo(k)fluoranthene	**3800**		850	140	2	06/17/21 16:10	6/15/21	
Biphenyl	850	U	850	260	2	06/17/21 16:10	6/15/21	
2,2'-Oxybis(1-chloropropane)	850	U	850	180	2	06/17/21 16:10	6/15/21	
Bis(2-chloroethoxy)methane	850	U	850	210	2	06/17/21 16:10	6/15/21	
Bis(2-chloroethyl) Ether	850	U	850	170	2	06/17/21 16:10	6/15/21	
Bis(2-ethylhexyl) Phthalate	1300	U	1300	160	2	06/17/21 16:10	6/15/21	
Butyl Benzyl Phthalate	850	U	850	110	2	06/17/21 16:10	6/15/21	

ALS Group USA, Corp.
dba ALS Environmental

Analytical Report

Client:	LU Engineers	**Service Request:**	R2105887
Project:	Orchard Street/4235-01	**Date Collected:**	06/03/21 13:15
Sample Matrix:	Soil	**Date Received:**	06/11/21 17:15
Sample Name:	TP-10 (350)	**Units:**	ug/Kg
Lab Code:	R2105887-007	**Basis:**	Dry

Semivolatile Organic Compounds by GC/MS using Microwave Digestion

Analysis Method: 8270D
Prep Method: EPA 3546

Analyte Name	Result		MRL	MDL	Dil.	Date Analyzed	Date Extracted	Q
Caprolactam	850	U	850	190	2	06/17/21 16:10	6/15/21	
Carbazole	**1800**		850	140	2	06/17/21 16:10	6/15/21	
Chrysene	**8900**		850	130	2	06/17/21 16:10	6/15/21	
Di-n-butyl Phthalate	850	U	850	140	2	06/17/21 16:10	6/15/21	
Di-n-octyl Phthalate	850	U	850	300	2	06/17/21 16:10	6/15/21	
Dibenz(a,h)anthracene	**1600**		850	190	2	06/17/21 16:10	6/15/21	
Dibenzofuran	**550**	**J**	850	160	2	06/17/21 16:10	6/15/21	
Diethyl Phthalate	850	U	850	160	2	06/17/21 16:10	6/15/21	
Dimethyl Phthalate	850	U	850	170	2	06/17/21 16:10	6/15/21	
Fluoranthene	**17000**		850	220	2	06/17/21 16:10	6/15/21	
Fluorene	**530**	**J**	850	160	2	06/17/21 16:10	6/15/21	
Hexachlorobenzene	850	U	850	210	2	06/17/21 16:10	6/15/21	
Hexachlorobutadiene	850	U	850	150	2	06/17/21 16:10	6/15/21	
Hexachlorocyclopentadiene	850	U	850	280	2	06/17/21 16:10	6/15/21	
Hexachloroethane	850	U	850	160	2	06/17/21 16:10	6/15/21	
Indeno(1,2,3-cd)pyrene	**8000**		850	280	2	06/17/21 16:10	6/15/21	
Isophorone	850	U	850	180	2	06/17/21 16:10	6/15/21	
N-Nitrosodi-n-propylamine	850	U	850	270	2	06/17/21 16:10	6/15/21	
N-Nitrosodiphenylamine	850	U	850	540	2	06/17/21 16:10	6/15/21	
Naphthalene	**320**	**J**	850	160	2	06/17/21 16:10	6/15/21	
Nitrobenzene	850	U	850	160	2	06/17/21 16:10	6/15/21	
Pentachlorophenol (PCP)	4400	U	4400	850	2	06/17/21 16:10	6/15/21	
Phenanthrene	**11000**		850	130	2	06/17/21 16:10	6/15/21	
Phenol	850	U	850	180	2	06/17/21 16:10	6/15/21	
Pyrene	**16000**		850	150	2	06/17/21 16:10	6/15/21	

Surrogate Name	% Rec	Control Limits	Date Analyzed	Q
2,4,6-Tribromophenol	96	10 - 109	06/17/21 16:10	
2-Fluorobiphenyl	80	10 - 102	06/17/21 16:10	
2-Fluorophenol	67	10 - 88	06/17/21 16:10	
Nitrobenzene-d5	67	10 - 95	06/17/21 16:10	
Phenol-d6	69	10 - 145	06/17/21 16:10	
Terphenyl-d14	103	10 - 106	06/17/21 16:10	

Client:	LU Engineers	**Service Request:**	R2105887
Project:	Orchard Street/4235-01	**Date Collected:**	06/03/21 12:45
Sample Matrix:	Soil	**Date Received:**	06/11/21 17:15
Sample Name:	TP-12 (350)	**Units:**	ug/Kg
Lab Code:	R2105887-009	**Basis:**	Dry

Semivolatile Organic Compounds by GC/MS using Microwave Digestion

Analysis Method: 8270D
Prep Method: EPA 3546

Analyte Name	Result		MRL	MDL	Dil.	Date Analyzed	Date Extracted	Q
1,2,4,5-Tetrachlorobenzene	400	U	400	89	1	06/16/21 21:04	6/15/21	
1,4-Dioxane	81	U	81	39	1	06/16/21 21:04	6/15/21	
2,3,4,6-Tetrachlorophenol	400	U	400	140	1	06/16/21 21:04	6/15/21	
2,4,5-Trichlorophenol	400	U	400	98	1	06/16/21 21:04	6/15/21	
2,4,6-Trichlorophenol	400	U	400	89	1	06/16/21 21:04	6/15/21	
2,4-Dichlorophenol	400	U	400	77	1	06/16/21 21:04	6/15/21	
2,4-Dimethylphenol	400	U	400	72	1	06/16/21 21:04	6/15/21	
2,4-Dinitrophenol	2000	U	2000	680	1	06/16/21 21:04	6/15/21	
2,4-Dinitrotoluene	400	U	400	160	1	06/16/21 21:04	6/15/21	
2,6-Dinitrotoluene	400	U	400	87	1	06/16/21 21:04	6/15/21	
2-Chloronaphthalene	400	U	400	80	1	06/16/21 21:04	6/15/21	
2-Chlorophenol	400	U	400	67	1	06/16/21 21:04	6/15/21	
2-Methylnaphthalene	400	U	400	66	1	06/16/21 21:04	6/15/21	
2-Methylphenol	400	U	400	83	1	06/16/21 21:04	6/15/21	
2-Nitroaniline	2000	U	2000	94	1	06/16/21 21:04	6/15/21	
2-Nitrophenol	400	U	400	92	1	06/16/21 21:04	6/15/21	
3,3'-Dichlorobenzidine	400	U	400	45	1	06/16/21 21:04	6/15/21	
3- and 4-Methylphenol Coelution	400	U	400	76	1	06/16/21 21:04	6/15/21	
3-Nitroaniline	2000	U	2000	80	1	06/16/21 21:04	6/15/21	
4,6-Dinitro-2-methylphenol	2000	U	2000	230	1	06/16/21 21:04	6/15/21	
4-Bromophenyl Phenyl Ether	400	U	400	110	1	06/16/21 21:04	6/15/21	
4-Chloro-3-methylphenol	400	U	400	80	1	06/16/21 21:04	6/15/21	
4-Chloroaniline	400	U	400	67	1	06/16/21 21:04	6/15/21	
4-Chlorophenyl Phenyl Ether	400	U	400	85	1	06/16/21 21:04	6/15/21	
4-Nitroaniline	2000	U	2000	41	1	06/16/21 21:04	6/15/21	
4-Nitrophenol	2000	U	2000	80	1	06/16/21 21:04	6/15/21	
Acenaphthene	400	U	400	75	1	06/16/21 21:04	6/15/21	
Acenaphthylene	400	U	400	81	1	06/16/21 21:04	6/15/21	
Acetophenone	400	U	400	120	1	06/16/21 21:04	6/15/21	
Anthracene	400	U	400	67	1	06/16/21 21:04	6/15/21	
Atrazine	400	U	400	56	1	06/16/21 21:04	6/15/21	
Benz(a)anthracene	400	U	400	59	1	06/16/21 21:04	6/15/21	
Benzaldehyde	2000	U	2000	96	1	06/16/21 21:04	6/15/21	
Benzo(a)pyrene	400	U	400	110	1	06/16/21 21:04	6/15/21	
Benzo(b)fluoranthene	400	U	400	67	1	06/16/21 21:04	6/15/21	
Benzo(g,h,i)perylene	400	U	400	92	1	06/16/21 21:04	6/15/21	
Benzo(k)fluoranthene	400	U	400	65	1	06/16/21 21:04	6/15/21	
Biphenyl	400	U	400	120	1	06/16/21 21:04	6/15/21	
2,2'-Oxybis(1-chloropropane)	400	U	400	82	1	06/16/21 21:04	6/15/21	
Bis(2-chloroethoxy)methane	400	U	400	97	1	06/16/21 21:04	6/15/21	
Bis(2-chloroethyl) Ether	400	U	400	79	1	06/16/21 21:04	6/15/21	
Bis(2-ethylhexyl) Phthalate	600	U	600	73	1	06/16/21 21:04	6/15/21	
Butyl Benzyl Phthalate	400	U	400	48	1	06/16/21 21:04	6/15/21	

ALS Group USA, Corp.
dba ALS Environmental

Analytical Report

Client:	LU Engineers	**Service Request:**	R2105887
Project:	Orchard Street/4235-01	**Date Collected:**	06/03/21 12:45
Sample Matrix:	Soil	**Date Received:**	06/11/21 17:15
Sample Name:	TP-12 (350)	**Units:**	ug/Kg
Lab Code:	R2105887-009	**Basis:**	Dry

Semivolatile Organic Compounds by GC/MS using Microwave Digestion

Analysis Method: 8270D
Prep Method: EPA 3546

Analyte Name	Result	MRL	MDL	Dil.	Date Analyzed	Date Extracted	Q
Caprolactam	400 U	400	88	1	06/16/21 21:04	6/15/21	
Carbazole	400 U	400	65	1	06/16/21 21:04	6/15/21	
Chrysene	400 U	400	59	1	06/16/21 21:04	6/15/21	
Di-n-butyl Phthalate	400 U	400	65	1	06/16/21 21:04	6/15/21	
Di-n-octyl Phthalate	400 U	400	140	1	06/16/21 21:04	6/15/21	
Dibenz(a,h)anthracene	400 U	400	87	1	06/16/21 21:04	6/15/21	
Dibenzofuran	400 U	400	73	1	06/16/21 21:04	6/15/21	
Diethyl Phthalate	400 U	400	71	1	06/16/21 21:04	6/15/21	
Dimethyl Phthalate	400 U	400	76	1	06/16/21 21:04	6/15/21	
Fluoranthene	400 U	400	100	1	06/16/21 21:04	6/15/21	
Fluorene	400 U	400	75	1	06/16/21 21:04	6/15/21	
Hexachlorobenzene	400 U	400	96	1	06/16/21 21:04	6/15/21	
Hexachlorobutadiene	400 U	400	68	1	06/16/21 21:04	6/15/21	
Hexachlorocyclopentadiene	400 U	400	130	1	06/16/21 21:04	6/15/21	
Hexachloroethane	400 U	400	75	1	06/16/21 21:04	6/15/21	
Indeno(1,2,3-cd)pyrene	400 U	400	130	1	06/16/21 21:04	6/15/21	
Isophorone	400 U	400	83	1	06/16/21 21:04	6/15/21	
N-Nitrosodi-n-propylamine	400 U	400	130	1	06/16/21 21:04	6/15/21	
N-Nitrosodiphenylamine	400 U	400	250	1	06/16/21 21:04	6/15/21	
Naphthalene	400 U	400	75	1	06/16/21 21:04	6/15/21	
Nitrobenzene	400 U	400	71	1	06/16/21 21:04	6/15/21	
Pentachlorophenol (PCP)	2000 U	2000	400	1	06/16/21 21:04	6/15/21	
Phenanthrene	400 U	400	57	1	06/16/21 21:04	6/15/21	
Phenol	400 U	400	80	1	06/16/21 21:04	6/15/21	
Pyrene	400 U	400	66	1	06/16/21 21:04	6/15/21	

Surrogate Name	% Rec	Control Limits	Date Analyzed	Q
2,4,6-Tribromophenol	80	10 - 109	06/16/21 21:04	
2-Fluorobiphenyl	73	10 - 102	06/16/21 21:04	
2-Fluorophenol	67	10 - 88	06/16/21 21:04	
Nitrobenzene-d5	67	10 - 95	06/16/21 21:04	
Phenol-d6	62	10 - 145	06/16/21 21:04	
Terphenyl-d14	103	10 - 106	06/16/21 21:04	

Client:	LU Engineers	**Service Request:**	R2105887
Project:	Orchard Street/4235-01	**Date Collected:**	06/03/21 08:45
Sample Matrix:	Soil	**Date Received:**	06/11/21 17:15
Sample Name:	TP-01 (370)	**Units:**	ug/Kg
Lab Code:	R2105887-010	**Basis:**	Dry

Semivolatile Organic Compounds by GC/MS using Microwave Digestion

Analysis Method: 8270D
Prep Method: EPA 3546

Analyte Name	Result		MRL	MDL	Dil.	Date Analyzed	Date Extracted	Q
1,2,4,5-Tetrachlorobenzene	380	U	380	86	1	06/17/21 16:38	6/15/21	
1,4-Dioxane	78	U	78	38	1	06/17/21 16:38	6/15/21	
2,3,4,6-Tetrachlorophenol	380	U	380	140	1	06/17/21 16:38	6/15/21	
2,4,5-Trichlorophenol	380	U	380	95	1	06/17/21 16:38	6/15/21	
2,4,6-Trichlorophenol	380	U	380	86	1	06/17/21 16:38	6/15/21	
2,4-Dichlorophenol	380	U	380	74	1	06/17/21 16:38	6/15/21	
2,4-Dimethylphenol	380	U	380	69	1	06/17/21 16:38	6/15/21	
2,4-Dinitrophenol	2000	U	2000	660	1	06/17/21 16:38	6/15/21	
2,4-Dinitrotoluene	380	U	380	150	1	06/17/21 16:38	6/15/21	
2,6-Dinitrotoluene	380	U	380	84	1	06/17/21 16:38	6/15/21	
2-Chloronaphthalene	380	U	380	77	1	06/17/21 16:38	6/15/21	
2-Chlorophenol	380	U	380	64	1	06/17/21 16:38	6/15/21	
2-Methylnaphthalene	380	U	380	64	1	06/17/21 16:38	6/15/21	
2-Methylphenol	380	U	380	80	1	06/17/21 16:38	6/15/21	
2-Nitroaniline	2000	U	2000	91	1	06/17/21 16:38	6/15/21	
2-Nitrophenol	380	U	380	89	1	06/17/21 16:38	6/15/21	
3,3'-Dichlorobenzidine	380	U	380	43	1	06/17/21 16:38	6/15/21	
3- and 4-Methylphenol Coelution	380	U	380	74	1	06/17/21 16:38	6/15/21	
3-Nitroaniline	2000	U	2000	78	1	06/17/21 16:38	6/15/21	
4,6-Dinitro-2-methylphenol	2000	U	2000	220	1	06/17/21 16:38	6/15/21	
4-Bromophenyl Phenyl Ether	380	U	380	110	1	06/17/21 16:38	6/15/21	
4-Chloro-3-methylphenol	380	U	380	78	1	06/17/21 16:38	6/15/21	
4-Chloroaniline	380	U	380	65	1	06/17/21 16:38	6/15/21	
4-Chlorophenyl Phenyl Ether	380	U	380	82	1	06/17/21 16:38	6/15/21	
4-Nitroaniline	2000	U	2000	39	1	06/17/21 16:38	6/15/21	
4-Nitrophenol	2000	U	2000	78	1	06/17/21 16:38	6/15/21	
Acenaphthene	380	U	380	73	1	06/17/21 16:38	6/15/21	
Acenaphthylene	380	U	380	78	1	06/17/21 16:38	6/15/21	
Acetophenone	380	U	380	120	1	06/17/21 16:38	6/15/21	
Anthracene	380	U	380	65	1	06/17/21 16:38	6/15/21	
Atrazine	380	U	380	54	1	06/17/21 16:38	6/15/21	
Benz(a)anthracene	**190**	**J**	380	57	1	06/17/21 16:38	6/15/21	
Benzaldehyde	2000	U	2000	93	1	06/17/21 16:38	6/15/21	
Benzo(a)pyrene	**220**	**J**	380	110	1	06/17/21 16:38	6/15/21	
Benzo(b)fluoranthene	**250**	**J**	380	64	1	06/17/21 16:38	6/15/21	
Benzo(g,h,i)perylene	**180**	**J**	380	89	1	06/17/21 16:38	6/15/21	
Benzo(k)fluoranthene	**99**	**J**	380	62	1	06/17/21 16:38	6/15/21	
Biphenyl	380	U	380	120	1	06/17/21 16:38	6/15/21	
2,2'-Oxybis(1-chloropropane)	380	U	380	79	1	06/17/21 16:38	6/15/21	
Bis(2-chloroethoxy)methane	380	U	380	94	1	06/17/21 16:38	6/15/21	
Bis(2-chloroethyl) Ether	380	U	380	76	1	06/17/21 16:38	6/15/21	
Bis(2-ethylhexyl) Phthalate	**150**	**J**	580	70	1	06/17/21 16:38	6/15/21	
Butyl Benzyl Phthalate	**49**	**J**	380	47	1	06/17/21 16:38	6/15/21	

ALS Group USA, Corp.
dba ALS Environmental

Analytical Report

Client:	LU Engineers	**Service Request:**	R2105887
Project:	Orchard Street/4235-01	**Date Collected:**	06/03/21 08:45
Sample Matrix:	Soil	**Date Received:**	06/11/21 17:15
Sample Name:	TP-01 (370)	**Units:**	ug/Kg
Lab Code:	R2105887-010	**Basis:**	Dry

Semivolatile Organic Compounds by GC/MS using Microwave Digestion

Analysis Method: 8270D
Prep Method: EPA 3546

Analyte Name	Result		MRL	MDL	Dil.	Date Analyzed	Date Extracted	Q
Caprolactam	380	U	380	85	1	06/17/21 16:38	6/15/21	
Carbazole	380	U	380	63	1	06/17/21 16:38	6/15/21	
Chrysene	**220**	**J**	380	57	1	06/17/21 16:38	6/15/21	
Di-n-butyl Phthalate	380	U	380	63	1	06/17/21 16:38	6/15/21	
Di-n-octyl Phthalate	380	U	380	140	1	06/17/21 16:38	6/15/21	
Dibenz(a,h)anthracene	380	U	380	84	1	06/17/21 16:38	6/15/21	
Dibenzofuran	380	U	380	70	1	06/17/21 16:38	6/15/21	
Diethyl Phthalate	380	U	380	69	1	06/17/21 16:38	6/15/21	
Dimethyl Phthalate	380	U	380	73	1	06/17/21 16:38	6/15/21	
Fluoranthene	**400**		380	97	1	06/17/21 16:38	6/15/21	
Fluorene	380	U	380	72	1	06/17/21 16:38	6/15/21	
Hexachlorobenzene	380	U	380	93	1	06/17/21 16:38	6/15/21	
Hexachlorobutadiene	380	U	380	66	1	06/17/21 16:38	6/15/21	
Hexachlorocyclopentadiene	380	U	380	130	1	06/17/21 16:38	6/15/21	
Hexachloroethane	380	U	380	72	1	06/17/21 16:38	6/15/21	
Indeno(1,2,3-cd)pyrene	**160**	**J**	380	130	1	06/17/21 16:38	6/15/21	
Isophorone	380	U	380	81	1	06/17/21 16:38	6/15/21	
N-Nitrosodi-n-propylamine	380	U	380	120	1	06/17/21 16:38	6/15/21	
N-Nitrosodiphenylamine	380	U	380	240	1	06/17/21 16:38	6/15/21	
Naphthalene	380	U	380	72	1	06/17/21 16:38	6/15/21	
Nitrobenzene	380	U	380	69	1	06/17/21 16:38	6/15/21	
Pentachlorophenol (PCP)	2000	U	2000	390	1	06/17/21 16:38	6/15/21	
Phenanthrene	**240**	**J**	380	55	1	06/17/21 16:38	6/15/21	
Phenol	380	U	380	78	1	06/17/21 16:38	6/15/21	
Pyrene	**360**	**J**	380	64	1	06/17/21 16:38	6/15/21	

Surrogate Name	% Rec	Control Limits	Date Analyzed	Q
2,4,6-Tribromophenol	78	10 - 109	06/17/21 16:38	
2-Fluorobiphenyl	58	10 - 102	06/17/21 16:38	
2-Fluorophenol	47	10 - 88	06/17/21 16:38	
Nitrobenzene-d5	49	10 - 95	06/17/21 16:38	
Phenol-d6	47	10 - 145	06/17/21 16:38	
Terphenyl-d14	82	10 - 106	06/17/21 16:38	

Client:	LU Engineers	**Service Request:**	R2105887
Project:	Orchard Street/4235-01	**Date Collected:**	06/04/21 11:00
Sample Matrix:	Soil	**Date Received:**	06/11/21 17:15
Sample Name:	TP-05+06 (370/350)	**Units:**	ug/Kg
Lab Code:	R2105887-012	**Basis:**	Dry

Semivolatile Organic Compounds by GC/MS using Microwave Digestion

Analysis Method: 8270D
Prep Method: EPA 3546

Analyte Name	Result		MRL	MDL	Dil.	Date Analyzed	Date Extracted	Q
1,2,4,5-Tetrachlorobenzene	390	U	390	86	1	06/17/21 17:07	6/15/21	
1,4-Dioxane	79	U	79	38	1	06/17/21 17:07	6/15/21	
2,3,4,6-Tetrachlorophenol	390	U	390	140	1	06/17/21 17:07	6/15/21	
2,4,5-Trichlorophenol	390	U	390	96	1	06/17/21 17:07	6/15/21	
2,4,6-Trichlorophenol	390	U	390	86	1	06/17/21 17:07	6/15/21	
2,4-Dichlorophenol	390	U	390	75	1	06/17/21 17:07	6/15/21	
2,4-Dimethylphenol	390	U	390	70	1	06/17/21 17:07	6/15/21	
2,4-Dinitrophenol	2000	U	2000	660	1	06/17/21 17:07	6/15/21	
2,4-Dinitrotoluene	390	U	390	150	1	06/17/21 17:07	6/15/21	
2,6-Dinitrotoluene	390	U	390	85	1	06/17/21 17:07	6/15/21	
2-Chloronaphthalene	390	U	390	78	1	06/17/21 17:07	6/15/21	
2-Chlorophenol	390	U	390	65	1	06/17/21 17:07	6/15/21	
2-Methylnaphthalene	390	U	390	64	1	06/17/21 17:07	6/15/21	
2-Methylphenol	390	U	390	80	1	06/17/21 17:07	6/15/21	
2-Nitroaniline	2000	U	2000	92	1	06/17/21 17:07	6/15/21	
2-Nitrophenol	390	U	390	90	1	06/17/21 17:07	6/15/21	
3,3'-Dichlorobenzidine	390	U	390	44	1	06/17/21 17:07	6/15/21	
3- and 4-Methylphenol Coelution	390	U	390	74	1	06/17/21 17:07	6/15/21	
3-Nitroaniline	2000	U	2000	78	1	06/17/21 17:07	6/15/21	
4,6-Dinitro-2-methylphenol	2000	U	2000	220	1	06/17/21 17:07	6/15/21	
4-Bromophenyl Phenyl Ether	390	U	390	110	1	06/17/21 17:07	6/15/21	
4-Chloro-3-methylphenol	390	U	390	78	1	06/17/21 17:07	6/15/21	
4-Chloroaniline	390	U	390	66	1	06/17/21 17:07	6/15/21	
4-Chlorophenyl Phenyl Ether	390	U	390	83	1	06/17/21 17:07	6/15/21	
4-Nitroaniline	2000	U	2000	40	1	06/17/21 17:07	6/15/21	
4-Nitrophenol	2000	U	2000	78	1	06/17/21 17:07	6/15/21	
Acenaphthene	390	U	390	73	1	06/17/21 17:07	6/15/21	
Acenaphthylene	390	U	390	79	1	06/17/21 17:07	6/15/21	
Acetophenone	390	U	390	120	1	06/17/21 17:07	6/15/21	
Anthracene	390	U	390	65	1	06/17/21 17:07	6/15/21	
Atrazine	390	U	390	54	1	06/17/21 17:07	6/15/21	
Benz(a)anthracene	**100**	**J**	390	58	1	06/17/21 17:07	6/15/21	
Benzaldehyde	2000	U	2000	94	1	06/17/21 17:07	6/15/21	
Benzo(a)pyrene	**130**	**J**	390	110	1	06/17/21 17:07	6/15/21	
Benzo(b)fluoranthene	**140**	**J**	390	65	1	06/17/21 17:07	6/15/21	
Benzo(g,h,i)perylene	**110**	**J**	390	89	1	06/17/21 17:07	6/15/21	
Benzo(k)fluoranthene	390	U	390	63	1	06/17/21 17:07	6/15/21	
Biphenyl	390	U	390	120	1	06/17/21 17:07	6/15/21	
2,2'-Oxybis(1-chloropropane)	390	U	390	80	1	06/17/21 17:07	6/15/21	
Bis(2-chloroethoxy)methane	390	U	390	95	1	06/17/21 17:07	6/15/21	
Bis(2-chloroethyl) Ether	390	U	390	77	1	06/17/21 17:07	6/15/21	
Bis(2-ethylhexyl) Phthalate	590	U	590	71	1	06/17/21 17:07	6/15/21	
Butyl Benzyl Phthalate	390	U	390	47	1	06/17/21 17:07	6/15/21	

ALS Group USA, Corp.
dba ALS Environmental

Analytical Report

Client:	LU Engineers	**Service Request:**	R2105887
Project:	Orchard Street/4235-01	**Date Collected:**	06/04/21 11:00
Sample Matrix:	Soil	**Date Received:**	06/11/21 17:15
Sample Name:	TP-05+06 (370/350)	**Units:**	ug/Kg
Lab Code:	R2105887-012	**Basis:**	Dry

Semivolatile Organic Compounds by GC/MS using Microwave Digestion

Analysis Method: 8270D
Prep Method: EPA 3546

Analyte Name	Result		MRL	MDL	Dil.	Date Analyzed	Date Extracted	Q
Caprolactam	390	U	390	85	1	06/17/21 17:07	6/15/21	
Carbazole	390	U	390	63	1	06/17/21 17:07	6/15/21	
Chrysene	**100**	**J**	390	57	1	06/17/21 17:07	6/15/21	
Di-n-butyl Phthalate	390	U	390	63	1	06/17/21 17:07	6/15/21	
Di-n-octyl Phthalate	390	U	390	140	1	06/17/21 17:07	6/15/21	
Dibenz(a,h)anthracene	390	U	390	84	1	06/17/21 17:07	6/15/21	
Dibenzofuran	390	U	390	71	1	06/17/21 17:07	6/15/21	
Diethyl Phthalate	390	U	390	69	1	06/17/21 17:07	6/15/21	
Dimethyl Phthalate	390	U	390	74	1	06/17/21 17:07	6/15/21	
Fluoranthene	**180**	**J**	390	97	1	06/17/21 17:07	6/15/21	
Fluorene	390	U	390	73	1	06/17/21 17:07	6/15/21	
Hexachlorobenzene	390	U	390	93	1	06/17/21 17:07	6/15/21	
Hexachlorobutadiene	390	U	390	66	1	06/17/21 17:07	6/15/21	
Hexachlorocyclopentadiene	390	U	390	130	1	06/17/21 17:07	6/15/21	
Hexachloroethane	390	U	390	73	1	06/17/21 17:07	6/15/21	
Indeno(1,2,3-cd)pyrene	390	U	390	130	1	06/17/21 17:07	6/15/21	
Isophorone	390	U	390	81	1	06/17/21 17:07	6/15/21	
N-Nitrosodi-n-propylamine	390	U	390	120	1	06/17/21 17:07	6/15/21	
N-Nitrosodiphenylamine	390	U	390	250	1	06/17/21 17:07	6/15/21	
Naphthalene	390	U	390	73	1	06/17/21 17:07	6/15/21	
Nitrobenzene	390	U	390	69	1	06/17/21 17:07	6/15/21	
Pentachlorophenol (PCP)	2000	U	2000	390	1	06/17/21 17:07	6/15/21	
Phenanthrene	**74**	**J**	390	55	1	06/17/21 17:07	6/15/21	
Phenol	390	U	390	78	1	06/17/21 17:07	6/15/21	
Pyrene	**160**	**J**	390	65	1	06/17/21 17:07	6/15/21	

Surrogate Name	% Rec	Control Limits	Date Analyzed	Q
2,4,6-Tribromophenol	87	10 - 109	06/17/21 17:07	
2-Fluorobiphenyl	67	10 - 102	06/17/21 17:07	
2-Fluorophenol	57	10 - 88	06/17/21 17:07	
Nitrobenzene-d5	57	10 - 95	06/17/21 17:07	
Phenol-d6	56	10 - 145	06/17/21 17:07	
Terphenyl-d14	98	10 - 106	06/17/21 17:07	

Client:	LU Engineers	**Service Request:**	R2105887
Project:	Orchard Street/4235-01	**Date Collected:**	06/04/21 07:30
Sample Matrix:	Soil	**Date Received:**	06/11/21 17:15
Sample Name:	TP-06 (370)	**Units:**	ug/Kg
Lab Code:	R2105887-013	**Basis:**	Dry

Semivolatile Organic Compounds by GC/MS using Microwave Digestion

Analysis Method: 8270D
Prep Method: EPA 3546

Analyte Name	Result		MRL	MDL	Dil.	Date Analyzed	Date Extracted	Q
1,2,4,5-Tetrachlorobenzene	420	U	420	94	1	06/17/21 17:34	6/15/21	
1,4-Dioxane	86	U	86	41	1	06/17/21 17:34	6/15/21	
2,3,4,6-Tetrachlorophenol	420	U	420	150	1	06/17/21 17:34	6/15/21	
2,4,5-Trichlorophenol	420	U	420	110	1	06/17/21 17:34	6/15/21	
2,4,6-Trichlorophenol	420	U	420	94	1	06/17/21 17:34	6/15/21	
2,4-Dichlorophenol	420	U	420	82	1	06/17/21 17:34	6/15/21	
2,4-Dimethylphenol	420	U	420	76	1	06/17/21 17:34	6/15/21	
2,4-Dinitrophenol	2200	U	2200	720	1	06/17/21 17:34	6/15/21	
2,4-Dinitrotoluene	420	U	420	170	1	06/17/21 17:34	6/15/21	
2,6-Dinitrotoluene	420	U	420	93	1	06/17/21 17:34	6/15/21	
2-Chloronaphthalene	420	U	420	85	1	06/17/21 17:34	6/15/21	
2-Chlorophenol	420	U	420	71	1	06/17/21 17:34	6/15/21	
2-Methylnaphthalene	420	U	420	70	1	06/17/21 17:34	6/15/21	
2-Methylphenol	420	U	420	88	1	06/17/21 17:34	6/15/21	
2-Nitroaniline	2200	U	2200	100	1	06/17/21 17:34	6/15/21	
2-Nitrophenol	420	U	420	98	1	06/17/21 17:34	6/15/21	
3,3'-Dichlorobenzidine	420	U	420	48	1	06/17/21 17:34	6/15/21	
3- and 4-Methylphenol Coelution	420	U	420	81	1	06/17/21 17:34	6/15/21	
3-Nitroaniline	2200	U	2200	85	1	06/17/21 17:34	6/15/21	
4,6-Dinitro-2-methylphenol	2200	U	2200	240	1	06/17/21 17:34	6/15/21	
4-Bromophenyl Phenyl Ether	420	U	420	120	1	06/17/21 17:34	6/15/21	
4-Chloro-3-methylphenol	420	U	420	85	1	06/17/21 17:34	6/15/21	
4-Chloroaniline	420	U	420	72	1	06/17/21 17:34	6/15/21	
4-Chlorophenyl Phenyl Ether	420	U	420	91	1	06/17/21 17:34	6/15/21	
4-Nitroaniline	2200	U	2200	43	1	06/17/21 17:34	6/15/21	
4-Nitrophenol	2200	U	2200	85	1	06/17/21 17:34	6/15/21	
Acenaphthene	420	U	420	80	1	06/17/21 17:34	6/15/21	
Acenaphthylene	420	U	420	86	1	06/17/21 17:34	6/15/21	
Acetophenone	420	U	420	130	1	06/17/21 17:34	6/15/21	
Anthracene	**170**	**J**	420	71	1	06/17/21 17:34	6/15/21	
Atrazine	420	U	420	59	1	06/17/21 17:34	6/15/21	
Benz(a)anthracene	**740**		420	63	1	06/17/21 17:34	6/15/21	
Benzaldehyde	2200	U	2200	110	1	06/17/21 17:34	6/15/21	
Benzo(a)pyrene	**1100**		420	120	1	06/17/21 17:34	6/15/21	
Benzo(b)fluoranthene	**1000**		420	71	1	06/17/21 17:34	6/15/21	
Benzo(g,h,i)perylene	**870**		420	97	1	06/17/21 17:34	6/15/21	
Benzo(k)fluoranthene	**370**	**J**	420	69	1	06/17/21 17:34	6/15/21	
Biphenyl	420	U	420	130	1	06/17/21 17:34	6/15/21	
2,2'-Oxybis(1-chloropropane)	420	U	420	87	1	06/17/21 17:34	6/15/21	
Bis(2-chloroethoxy)methane	420	U	420	110	1	06/17/21 17:34	6/15/21	
Bis(2-chloroethyl) Ether	420	U	420	84	1	06/17/21 17:34	6/15/21	
Bis(2-ethylhexyl) Phthalate	640	U	640	77	1	06/17/21 17:34	6/15/21	
Butyl Benzyl Phthalate	420	U	420	51	1	06/17/21 17:34	6/15/21	

ALS Group USA, Corp.
dba ALS Environmental

Analytical Report

Client:	LU Engineers	**Service Request:**	R2105887
Project:	Orchard Street/4235-01	**Date Collected:**	06/04/21 07:30
Sample Matrix:	Soil	**Date Received:**	06/11/21 17:15
Sample Name:	TP-06 (370)	**Units:**	ug/Kg
Lab Code:	R2105887-013	**Basis:**	Dry

Semivolatile Organic Compounds by GC/MS using Microwave Digestion

Analysis Method: 8270D
Prep Method: EPA 3546

Analyte Name	Result		MRL	MDL	Dil.	Date Analyzed	Date Extracted	Q
Caprolactam	420	U	420	93	1	06/17/21 17:34	6/15/21	
Carbazole	420	U	420	69	1	06/17/21 17:34	6/15/21	
Chrysene	**720**		420	62	1	06/17/21 17:34	6/15/21	
Di-n-butyl Phthalate	420	U	420	69	1	06/17/21 17:34	6/15/21	
Di-n-octyl Phthalate	420	U	420	150	1	06/17/21 17:34	6/15/21	
Dibenz(a,h)anthracene	**150**	**J**	420	92	1	06/17/21 17:34	6/15/21	
Dibenzofuran	420	U	420	77	1	06/17/21 17:34	6/15/21	
Diethyl Phthalate	420	U	420	75	1	06/17/21 17:34	6/15/21	
Dimethyl Phthalate	420	U	420	81	1	06/17/21 17:34	6/15/21	
Fluoranthene	**1400**		420	110	1	06/17/21 17:34	6/15/21	
Fluorene	420	U	420	79	1	06/17/21 17:34	6/15/21	
Hexachlorobenzene	420	U	420	110	1	06/17/21 17:34	6/15/21	
Hexachlorobutadiene	420	U	420	73	1	06/17/21 17:34	6/15/21	
Hexachlorocyclopentadiene	420	U	420	140	1	06/17/21 17:34	6/15/21	
Hexachloroethane	420	U	420	79	1	06/17/21 17:34	6/15/21	
Indeno(1,2,3-cd)pyrene	**740**		420	140	1	06/17/21 17:34	6/15/21	
Isophorone	420	U	420	88	1	06/17/21 17:34	6/15/21	
N-Nitrosodi-n-propylamine	420	U	420	130	1	06/17/21 17:34	6/15/21	
N-Nitrosodiphenylamine	420	U	420	270	1	06/17/21 17:34	6/15/21	
Naphthalene	420	U	420	79	1	06/17/21 17:34	6/15/21	
Nitrobenzene	420	U	420	76	1	06/17/21 17:34	6/15/21	
Pentachlorophenol (PCP)	2200	U	2200	420	1	06/17/21 17:34	6/15/21	
Phenanthrene	**610**		420	60	1	06/17/21 17:34	6/15/21	
Phenol	420	U	420	85	1	06/17/21 17:34	6/15/21	
Pyrene	**1600**		420	71	1	06/17/21 17:34	6/15/21	

Surrogate Name	% Rec	Control Limits	Date Analyzed	Q
2,4,6-Tribromophenol	100	10 - 109	06/17/21 17:34	
2-Fluorobiphenyl	80	10 - 102	06/17/21 17:34	
2-Fluorophenol	65	10 - 88	06/17/21 17:34	
Nitrobenzene-d5	66	10 - 95	06/17/21 17:34	
Phenol-d6	64	10 - 145	06/17/21 17:34	
Terphenyl-d14	102	10 - 106	06/17/21 17:34	

Client:	LU Engineers	**Service Request:**	R2105887
Project:	Orchard Street/4235-01	**Date Collected:**	06/04/21 08:30
Sample Matrix:	Soil	**Date Received:**	06/11/21 17:15
Sample Name:	TP-08 (370)	**Units:**	ug/Kg
Lab Code:	R2105887-015	**Basis:**	Dry

Semivolatile Organic Compounds by GC/MS using Microwave Digestion

Analysis Method: 8270D
Prep Method: EPA 3546

Analyte Name	Result		MRL	MDL	Dil.	Date Analyzed	Date Extracted	Q
1,2,4,5-Tetrachlorobenzene	390	U	390	88	1	06/16/21 22:59	6/15/21	
1,4-Dioxane	80	U	80	39	1	06/16/21 22:59	6/15/21	
2,3,4,6-Tetrachlorophenol	390	U	390	140	1	06/16/21 22:59	6/15/21	
2,4,5-Trichlorophenol	390	U	390	97	1	06/16/21 22:59	6/15/21	
2,4,6-Trichlorophenol	390	U	390	88	1	06/16/21 22:59	6/15/21	
2,4-Dichlorophenol	390	U	390	76	1	06/16/21 22:59	6/15/21	
2,4-Dimethylphenol	390	U	390	71	1	06/16/21 22:59	6/15/21	
2,4-Dinitrophenol	2000	U	2000	670	1	06/16/21 22:59	6/15/21	
2,4-Dinitrotoluene	390	U	390	160	1	06/16/21 22:59	6/15/21	
2,6-Dinitrotoluene	390	U	390	86	1	06/16/21 22:59	6/15/21	
2-Chloronaphthalene	390	U	390	79	1	06/16/21 22:59	6/15/21	
2-Chlorophenol	390	U	390	66	1	06/16/21 22:59	6/15/21	
2-Methylnaphthalene	390	U	390	65	1	06/16/21 22:59	6/15/21	
2-Methylphenol	390	U	390	82	1	06/16/21 22:59	6/15/21	
2-Nitroaniline	2000	U	2000	93	1	06/16/21 22:59	6/15/21	
2-Nitrophenol	390	U	390	91	1	06/16/21 22:59	6/15/21	
3,3'-Dichlorobenzidine	390	U	390	44	1	06/16/21 22:59	6/15/21	
3- and 4-Methylphenol Coelution	390	U	390	75	1	06/16/21 22:59	6/15/21	
3-Nitroaniline	2000	U	2000	79	1	06/16/21 22:59	6/15/21	
4,6-Dinitro-2-methylphenol	2000	U	2000	230	1	06/16/21 22:59	6/15/21	
4-Bromophenyl Phenyl Ether	390	U	390	110	1	06/16/21 22:59	6/15/21	
4-Chloro-3-methylphenol	390	U	390	79	1	06/16/21 22:59	6/15/21	
4-Chloroaniline	390	U	390	67	1	06/16/21 22:59	6/15/21	
4-Chlorophenyl Phenyl Ether	390	U	390	84	1	06/16/21 22:59	6/15/21	
4-Nitroaniline	2000	U	2000	40	1	06/16/21 22:59	6/15/21	
4-Nitrophenol	2000	U	2000	79	1	06/16/21 22:59	6/15/21	
Acenaphthene	390	U	390	75	1	06/16/21 22:59	6/15/21	
Acenaphthylene	390	U	390	80	1	06/16/21 22:59	6/15/21	
Acetophenone	390	U	390	120	1	06/16/21 22:59	6/15/21	
Anthracene	390	U	390	66	1	06/16/21 22:59	6/15/21	
Atrazine	390	U	390	55	1	06/16/21 22:59	6/15/21	
Benz(a)anthracene	390	U	390	59	1	06/16/21 22:59	6/15/21	
Benzaldehyde	2000	U	2000	95	1	06/16/21 22:59	6/15/21	
Benzo(a)pyrene	390	U	390	110	1	06/16/21 22:59	6/15/21	
Benzo(b)fluoranthene	390	U	390	66	1	06/16/21 22:59	6/15/21	
Benzo(g,h,i)perylene	390	U	390	91	1	06/16/21 22:59	6/15/21	
Benzo(k)fluoranthene	390	U	390	64	1	06/16/21 22:59	6/15/21	
Biphenyl	390	U	390	120	1	06/16/21 22:59	6/15/21	
2,2'-Oxybis(1-chloropropane)	390	U	390	81	1	06/16/21 22:59	6/15/21	
Bis(2-chloroethoxy)methane	390	U	390	96	1	06/16/21 22:59	6/15/21	
Bis(2-chloroethyl) Ether	390	U	390	78	1	06/16/21 22:59	6/15/21	
Bis(2-ethylhexyl) Phthalate	600	U	600	72	1	06/16/21 22:59	6/15/21	
Butyl Benzyl Phthalate	390	U	390	48	1	06/16/21 22:59	6/15/21	

ALS Group USA, Corp.
dba ALS Environmental

Analytical Report

Client:	LU Engineers	**Service Request:**	R2105887
Project:	Orchard Street/4235-01	**Date Collected:**	06/04/21 08:30
Sample Matrix:	Soil	**Date Received:**	06/11/21 17:15
Sample Name:	TP-08 (370)	**Units:**	ug/Kg
Lab Code:	R2105887-015	**Basis:**	Dry

Semivolatile Organic Compounds by GC/MS using Microwave Digestion

Analysis Method: 8270D
Prep Method: EPA 3546

Analyte Name	Result	MRL	MDL	Dil.	Date Analyzed	Date Extracted	Q
Caprolactam	390 U	390	87	1	06/16/21 22:59	6/15/21	
Carbazole	390 U	390	64	1	06/16/21 22:59	6/15/21	
Chrysene	390 U	390	58	1	06/16/21 22:59	6/15/21	
Di-n-butyl Phthalate	390 U	390	64	1	06/16/21 22:59	6/15/21	
Di-n-octyl Phthalate	390 U	390	140	1	06/16/21 22:59	6/15/21	
Dibenz(a,h)anthracene	390 U	390	86	1	06/16/21 22:59	6/15/21	
Dibenzofuran	390 U	390	72	1	06/16/21 22:59	6/15/21	
Diethyl Phthalate	390 U	390	70	1	06/16/21 22:59	6/15/21	
Dimethyl Phthalate	390 U	390	75	1	06/16/21 22:59	6/15/21	
Fluoranthene	390 U	390	99	1	06/16/21 22:59	6/15/21	
Fluorene	390 U	390	74	1	06/16/21 22:59	6/15/21	
Hexachlorobenzene	390 U	390	95	1	06/16/21 22:59	6/15/21	
Hexachlorobutadiene	390 U	390	68	1	06/16/21 22:59	6/15/21	
Hexachlorocyclopentadiene	390 U	390	130	1	06/16/21 22:59	6/15/21	
Hexachloroethane	390 U	390	74	1	06/16/21 22:59	6/15/21	
Indeno(1,2,3-cd)pyrene	390 U	390	130	1	06/16/21 22:59	6/15/21	
Isophorone	390 U	390	82	1	06/16/21 22:59	6/15/21	
N-Nitrosodi-n-propylamine	390 U	390	130	1	06/16/21 22:59	6/15/21	
N-Nitrosodiphenylamine	390 U	390	250	1	06/16/21 22:59	6/15/21	
Naphthalene	390 U	390	74	1	06/16/21 22:59	6/15/21	
Nitrobenzene	390 U	390	70	1	06/16/21 22:59	6/15/21	
Pentachlorophenol (PCP)	2000 U	2000	390	1	06/16/21 22:59	6/15/21	
Phenanthrene	390 U	390	56	1	06/16/21 22:59	6/15/21	
Phenol	390 U	390	79	1	06/16/21 22:59	6/15/21	
Pyrene	390 U	390	66	1	06/16/21 22:59	6/15/21	

Surrogate Name	% Rec	Control Limits	Date Analyzed	Q
2,4,6-Tribromophenol	73	10 - 109	06/16/21 22:59	
2-Fluorobiphenyl	58	10 - 102	06/16/21 22:59	
2-Fluorophenol	50	10 - 88	06/16/21 22:59	
Nitrobenzene-d5	49	10 - 95	06/16/21 22:59	
Phenol-d6	48	10 - 145	06/16/21 22:59	
Terphenyl-d14	84	10 - 106	06/16/21 22:59	

Client:	LU Engineers	**Service Request:**	R2105887
Project:	Orchard Street/4235-01	**Date Collected:**	06/04/21 09:30
Sample Matrix:	Soil	**Date Received:**	06/11/21 17:15
Sample Name:	TP-10+11 (370)	**Units:**	ug/Kg
Lab Code:	R2105887-019	**Basis:**	Dry

Semivolatile Organic Compounds by GC/MS using Microwave Digestion

Analysis Method: 8270D
Prep Method: EPA 3546

Analyte Name	Result		MRL	MDL	Dil.	Date Analyzed	Date Extracted	Q
1,2,4,5-Tetrachlorobenzene	360	U	360	81	1	06/16/21 23:28	6/15/21	
1,4-Dioxane	74	U	74	36	1	06/16/21 23:28	6/15/21	
2,3,4,6-Tetrachlorophenol	360	U	360	130	1	06/16/21 23:28	6/15/21	
2,4,5-Trichlorophenol	360	U	360	90	1	06/16/21 23:28	6/15/21	
2,4,6-Trichlorophenol	360	U	360	81	1	06/16/21 23:28	6/15/21	
2,4-Dichlorophenol	360	U	360	70	1	06/16/21 23:28	6/15/21	
2,4-Dimethylphenol	360	U	360	66	1	06/16/21 23:28	6/15/21	
2,4-Dinitrophenol	1900	U	1900	620	1	06/16/21 23:28	6/15/21	
2,4-Dinitrotoluene	360	U	360	140	1	06/16/21 23:28	6/15/21	
2,6-Dinitrotoluene	360	U	360	80	1	06/16/21 23:28	6/15/21	
2-Chloronaphthalene	360	U	360	73	1	06/16/21 23:28	6/15/21	
2-Chlorophenol	360	U	360	61	1	06/16/21 23:28	6/15/21	
2-Methylnaphthalene	360	U	360	60	1	06/16/21 23:28	6/15/21	
2-Methylphenol	360	U	360	76	1	06/16/21 23:28	6/15/21	
2-Nitroaniline	1900	U	1900	86	1	06/16/21 23:28	6/15/21	
2-Nitrophenol	360	U	360	85	1	06/16/21 23:28	6/15/21	
3,3'-Dichlorobenzidine	360	U	360	41	1	06/16/21 23:28	6/15/21	
3- and 4-Methylphenol Coelution	360	U	360	70	1	06/16/21 23:28	6/15/21	
3-Nitroaniline	1900	U	1900	73	1	06/16/21 23:28	6/15/21	
4,6-Dinitro-2-methylphenol	1900	U	1900	210	1	06/16/21 23:28	6/15/21	
4-Bromophenyl Phenyl Ether	360	U	360	96	1	06/16/21 23:28	6/15/21	
4-Chloro-3-methylphenol	360	U	360	74	1	06/16/21 23:28	6/15/21	
4-Chloroaniline	360	U	360	62	1	06/16/21 23:28	6/15/21	
4-Chlorophenyl Phenyl Ether	360	U	360	78	1	06/16/21 23:28	6/15/21	
4-Nitroaniline	1900	U	1900	37	1	06/16/21 23:28	6/15/21	
4-Nitrophenol	1900	U	1900	73	1	06/16/21 23:28	6/15/21	
Acenaphthene	360	U	360	69	1	06/16/21 23:28	6/15/21	
Acenaphthylene	360	U	360	74	1	06/16/21 23:28	6/15/21	
Acetophenone	360	U	360	110	1	06/16/21 23:28	6/15/21	
Anthracene	360	U	360	61	1	06/16/21 23:28	6/15/21	
Atrazine	360	U	360	51	1	06/16/21 23:28	6/15/21	
Benz(a)anthracene	360	U	360	54	1	06/16/21 23:28	6/15/21	
Benzaldehyde	1900	U	1900	88	1	06/16/21 23:28	6/15/21	
Benzo(a)pyrene	360	U	360	97	1	06/16/21 23:28	6/15/21	
Benzo(b)fluoranthene	360	U	360	61	1	06/16/21 23:28	6/15/21	
Benzo(g,h,i)perylene	360	U	360	84	1	06/16/21 23:28	6/15/21	
Benzo(k)fluoranthene	360	U	360	59	1	06/16/21 23:28	6/15/21	
Biphenyl	360	U	360	110	1	06/16/21 23:28	6/15/21	
2,2'-Oxybis(1-chloropropane)	360	U	360	75	1	06/16/21 23:28	6/15/21	
Bis(2-chloroethoxy)methane	360	U	360	89	1	06/16/21 23:28	6/15/21	
Bis(2-chloroethyl) Ether	360	U	360	72	1	06/16/21 23:28	6/15/21	
Bis(2-ethylhexyl) Phthalate	550	U	550	67	1	06/16/21 23:28	6/15/21	
Butyl Benzyl Phthalate	360	U	360	44	1	06/16/21 23:28	6/15/21	

ALS Group USA, Corp.
dba ALS Environmental

Analytical Report

Client:	LU Engineers	**Service Request:**	R2105887
Project:	Orchard Street/4235-01	**Date Collected:**	06/04/21 09:30
Sample Matrix:	Soil	**Date Received:**	06/11/21 17:15
Sample Name:	TP-10+11 (370)	**Units:**	ug/Kg
Lab Code:	R2105887-019	**Basis:**	Dry

Semivolatile Organic Compounds by GC/MS using Microwave Digestion

Analysis Method: 8270D
Prep Method: EPA 3546

Analyte Name	Result	MRL	MDL	Dil.	Date Analyzed	Date Extracted	Q
Caprolactam	360 U	360	80	1	06/16/21 23:28	6/15/21	
Carbazole	360 U	360	59	1	06/16/21 23:28	6/15/21	
Chrysene	360 U	360	54	1	06/16/21 23:28	6/15/21	
Di-n-butyl Phthalate	360 U	360	59	1	06/16/21 23:28	6/15/21	
Di-n-octyl Phthalate	360 U	360	130	1	06/16/21 23:28	6/15/21	
Dibenz(a,h)anthracene	360 U	360	79	1	06/16/21 23:28	6/15/21	
Dibenzofuran	360 U	360	67	1	06/16/21 23:28	6/15/21	
Diethyl Phthalate	360 U	360	65	1	06/16/21 23:28	6/15/21	
Dimethyl Phthalate	360 U	360	69	1	06/16/21 23:28	6/15/21	
Fluoranthene	360 U	360	92	1	06/16/21 23:28	6/15/21	
Fluorene	360 U	360	68	1	06/16/21 23:28	6/15/21	
Hexachlorobenzene	360 U	360	88	1	06/16/21 23:28	6/15/21	
Hexachlorobutadiene	360 U	360	63	1	06/16/21 23:28	6/15/21	
Hexachlorocyclopentadiene	360 U	360	120	1	06/16/21 23:28	6/15/21	
Hexachloroethane	360 U	360	68	1	06/16/21 23:28	6/15/21	
Indeno(1,2,3-cd)pyrene	360 U	360	120	1	06/16/21 23:28	6/15/21	
Isophorone	360 U	360	76	1	06/16/21 23:28	6/15/21	
N-Nitrosodi-n-propylamine	360 U	360	120	1	06/16/21 23:28	6/15/21	
N-Nitrosodiphenylamine	360 U	360	230	1	06/16/21 23:28	6/15/21	
Naphthalene	360 U	360	68	1	06/16/21 23:28	6/15/21	
Nitrobenzene	360 U	360	65	1	06/16/21 23:28	6/15/21	
Pentachlorophenol (PCP)	1900 U	1900	360	1	06/16/21 23:28	6/15/21	
Phenanthrene	360 U	360	52	1	06/16/21 23:28	6/15/21	
Phenol	360 U	360	73	1	06/16/21 23:28	6/15/21	
Pyrene	360 U	360	61	1	06/16/21 23:28	6/15/21	

Surrogate Name	% Rec	Control Limits	Date Analyzed	Q
2,4,6-Tribromophenol	79	10 - 109	06/16/21 23:28	
2-Fluorobiphenyl	74	10 - 102	06/16/21 23:28	
2-Fluorophenol	66	10 - 88	06/16/21 23:28	
Nitrobenzene-d5	69	10 - 95	06/16/21 23:28	
Phenol-d6	62	10 - 145	06/16/21 23:28	
Terphenyl-d14	95	10 - 106	06/16/21 23:28	

Client:	LU Engineers	**Service Request:**	R2105887
Project:	Orchard Street/4235-01	**Date Collected:**	NA
Sample Matrix:	Soil	**Date Received:**	06/11/21 17:15
Sample Name:	Field Duplicate	**Units:**	ug/Kg
Lab Code:	R2105887-021	**Basis:**	Dry

Semivolatile Organic Compounds by GC/MS using Microwave Digestion

Analysis Method: 8270D
Prep Method: EPA 3546

Analyte Name	Result		MRL	MDL	Dil.	Date Analyzed	Date Extracted	Q
1,2,4,5-Tetrachlorobenzene	400	U	400	88	1	06/17/21 00:53	6/15/21	
1,4-Dioxane	80	U	80	39	1	06/17/21 00:53	6/15/21	
2,3,4,6-Tetrachlorophenol	400	U	400	140	1	06/17/21 00:53	6/15/21	
2,4,5-Trichlorophenol	400	U	400	98	1	06/17/21 00:53	6/15/21	
2,4,6-Trichlorophenol	400	U	400	88	1	06/17/21 00:53	6/15/21	
2,4-Dichlorophenol	400	U	400	76	1	06/17/21 00:53	6/15/21	
2,4-Dimethylphenol	400	U	400	71	1	06/17/21 00:53	6/15/21	
2,4-Dinitrophenol	2000	U	2000	680	1	06/17/21 00:53	6/15/21	
2,4-Dinitrotoluene	400	U	400	160	1	06/17/21 00:53	6/15/21	
2,6-Dinitrotoluene	400	U	400	87	1	06/17/21 00:53	6/15/21	
2-Chloronaphthalene	400	U	400	80	1	06/17/21 00:53	6/15/21	
2-Chlorophenol	400	U	400	66	1	06/17/21 00:53	6/15/21	
2-Methylnaphthalene	400	U	400	66	1	06/17/21 00:53	6/15/21	
2-Methylphenol	400	U	400	82	1	06/17/21 00:53	6/15/21	
2-Nitroaniline	2000	U	2000	94	1	06/17/21 00:53	6/15/21	
2-Nitrophenol	400	U	400	92	1	06/17/21 00:53	6/15/21	
3,3'-Dichlorobenzidine	400	U	400	45	1	06/17/21 00:53	6/15/21	
3- and 4-Methylphenol Coelution	400	U	400	76	1	06/17/21 00:53	6/15/21	
3-Nitroaniline	2000	U	2000	80	1	06/17/21 00:53	6/15/21	
4,6-Dinitro-2-methylphenol	2000	U	2000	230	1	06/17/21 00:53	6/15/21	
4-Bromophenyl Phenyl Ether	400	U	400	110	1	06/17/21 00:53	6/15/21	
4-Chloro-3-methylphenol	400	U	400	80	1	06/17/21 00:53	6/15/21	
4-Chloroaniline	400	U	400	67	1	06/17/21 00:53	6/15/21	
4-Chlorophenyl Phenyl Ether	400	U	400	85	1	06/17/21 00:53	6/15/21	
4-Nitroaniline	2000	U	2000	41	1	06/17/21 00:53	6/15/21	
4-Nitrophenol	2000	U	2000	80	1	06/17/21 00:53	6/15/21	
Acenaphthene	400	U	400	75	1	06/17/21 00:53	6/15/21	
Acenaphthylene	400	U	400	80	1	06/17/21 00:53	6/15/21	
Acetophenone	400	U	400	120	1	06/17/21 00:53	6/15/21	
Anthracene	400	U	400	66	1	06/17/21 00:53	6/15/21	
Atrazine	400	U	400	56	1	06/17/21 00:53	6/15/21	
Benz(a)anthracene	400	U	400	59	1	06/17/21 00:53	6/15/21	
Benzaldehyde	2000	U	2000	96	1	06/17/21 00:53	6/15/21	
Benzo(a)pyrene	400	U	400	110	1	06/17/21 00:53	6/15/21	
Benzo(b)fluoranthene	400	U	400	66	1	06/17/21 00:53	6/15/21	
Benzo(g,h,i)perylene	400	U	400	91	1	06/17/21 00:53	6/15/21	
Benzo(k)fluoranthene	400	U	400	64	1	06/17/21 00:53	6/15/21	
Biphenyl	400	U	400	120	1	06/17/21 00:53	6/15/21	
2,2'-Oxybis(1-chloropropane)	400	U	400	81	1	06/17/21 00:53	6/15/21	
Bis(2-chloroethoxy)methane	400	U	400	97	1	06/17/21 00:53	6/15/21	
Bis(2-chloroethyl) Ether	400	U	400	78	1	06/17/21 00:53	6/15/21	
Bis(2-ethylhexyl) Phthalate	600	U	600	73	1	06/17/21 00:53	6/15/21	
Butyl Benzyl Phthalate	400	U	400	48	1	06/17/21 00:53	6/15/21	

ALS Group USA, Corp.
dba ALS Environmental

Analytical Report

Client:	LU Engineers	**Service Request:**	R2105887
Project:	Orchard Street/4235-01	**Date Collected:**	NA
Sample Matrix:	Soil	**Date Received:**	06/11/21 17:15
Sample Name:	Field Duplicate	**Units:**	ug/Kg
Lab Code:	R2105887-021	**Basis:**	Dry

Semivolatile Organic Compounds by GC/MS using Microwave Digestion

Analysis Method: 8270D
Prep Method: EPA 3546

Analyte Name	Result	MRL	MDL	Dil.	Date Analyzed	Date Extracted	Q
Caprolactam	400 U	400	87	1	06/17/21 00:53	6/15/21	
Carbazole	400 U	400	64	1	06/17/21 00:53	6/15/21	
Chrysene	400 U	400	59	1	06/17/21 00:53	6/15/21	
Di-n-butyl Phthalate	400 U	400	64	1	06/17/21 00:53	6/15/21	
Di-n-octyl Phthalate	400 U	400	140	1	06/17/21 00:53	6/15/21	
Dibenz(a,h)anthracene	400 U	400	86	1	06/17/21 00:53	6/15/21	
Dibenzofuran	400 U	400	72	1	06/17/21 00:53	6/15/21	
Diethyl Phthalate	400 U	400	71	1	06/17/21 00:53	6/15/21	
Dimethyl Phthalate	400 U	400	76	1	06/17/21 00:53	6/15/21	
Fluoranthene	400 U	400	100	1	06/17/21 00:53	6/15/21	
Fluorene	400 U	400	74	1	06/17/21 00:53	6/15/21	
Hexachlorobenzene	400 U	400	95	1	06/17/21 00:53	6/15/21	
Hexachlorobutadiene	400 U	400	68	1	06/17/21 00:53	6/15/21	
Hexachlorocyclopentadiene	400 U	400	130	1	06/17/21 00:53	6/15/21	
Hexachloroethane	400 U	400	74	1	06/17/21 00:53	6/15/21	
Indeno(1,2,3-cd)pyrene	400 U	400	130	1	06/17/21 00:53	6/15/21	
Isophorone	400 U	400	83	1	06/17/21 00:53	6/15/21	
N-Nitrosodi-n-propylamine	400 U	400	130	1	06/17/21 00:53	6/15/21	
N-Nitrosodiphenylamine	400 U	400	250	1	06/17/21 00:53	6/15/21	
Naphthalene	400 U	400	74	1	06/17/21 00:53	6/15/21	
Nitrobenzene	400 U	400	71	1	06/17/21 00:53	6/15/21	
Pentachlorophenol (PCP)	2000 U	2000	400	1	06/17/21 00:53	6/15/21	
Phenanthrene	400 U	400	56	1	06/17/21 00:53	6/15/21	
Phenol	400 U	400	80	1	06/17/21 00:53	6/15/21	
Pyrene	400 U	400	66	1	06/17/21 00:53	6/15/21	

Surrogate Name	% Rec	Control Limits	Date Analyzed	Q
2,4,6-Tribromophenol	81	10 - 109	06/17/21 00:53	
2-Fluorobiphenyl	83	10 - 102	06/17/21 00:53	
2-Fluorophenol	73	10 - 88	06/17/21 00:53	
Nitrobenzene-d5	81	10 - 95	06/17/21 00:53	
Phenol-d6	70	10 - 145	06/17/21 00:53	
Terphenyl-d14	101	10 - 106	06/17/21 00:53	

Semivolatile Organic Compounds by GC

ALS Environmental—Rochester Laboratory
1565 Jefferson Road, Building 300, Suite 360, Rochester, NY 14623
Phone (585) 288-5380 Fax (585) 288-8475
www.alsglobal.com

ALS Group USA, Corp.
dba ALS Environmental

Analytical Report

Client:	LU Engineers	**Service Request:**	R2105887
Project:	Orchard Street/4235-01	**Date Collected:**	06/03/21 15:00
Sample Matrix:	Soil	**Date Received:**	06/11/21 17:15
Sample Name:	TP-07 (350)	**Units:**	ug/Kg
Lab Code:	R2105887-005	**Basis:**	Dry

Organochlorine Pesticides by Gas Chromatography using Microwave Extraction

Analysis Method: 8081B
Prep Method: EPA 3546

Analyte Name	Result	MRL	MDL	Dil.	Date Analyzed	Date Extracted	Q
4,4'-DDD	2.0 U	2.0	0.99	1	06/22/21 14:51	6/16/21	
4,4'-DDE	2.0 U	2.0	0.99	1	06/22/21 14:51	6/16/21	
4,4'-DDT	2.0 U	2.0	0.99	1	06/22/21 14:51	6/16/21	
Aldrin	2.0 U	2.0	0.99	1	06/22/21 14:51	6/16/21	
Dieldrin	2.0 U	2.0	0.99	1	06/22/21 14:51	6/16/21	
Endosulfan I	2.0 U	2.0	0.99	1	06/22/21 14:51	6/16/21	
Endosulfan II	2.0 U	2.0	0.99	1	06/22/21 14:51	6/16/21	
Endosulfan Sulfate	2.0 U	2.0	0.99	1	06/22/21 14:51	6/16/21	
Endrin	2.0 U	2.0	0.99	1	06/22/21 14:51	6/16/21	
Heptachlor	2.0 U	2.0	0.99	1	06/22/21 14:51	6/16/21	
alpha-BHC	2.0 U	2.0	0.99	1	06/22/21 14:51	6/16/21	
alpha-Chlordane	2.0 U	2.0	0.99	1	06/22/21 14:51	6/16/21	
beta-BHC	2.0 U	2.0	0.99	1	06/22/21 14:51	6/16/21	
delta-BHC	2.0 U	2.0	0.99	1	06/22/21 14:51	6/16/21	
Lindane	2.0 U	2.0	0.99	1	06/22/21 14:51	6/16/21	

Surrogate Name	% Rec	Control Limits	Date Analyzed	Q
Decachlorobiphenyl	78	10 - 145	06/22/21 14:51	
Tetrachloro-m-xylene	70	10 - 123	06/22/21 14:51	

ALS Group USA, Corp.
dba ALS Environmental

Analytical Report

Client:	LU Engineers	**Service Request:**	R2105887
Project:	Orchard Street/4235-01	**Date Collected:**	06/04/21 11:00
Sample Matrix:	Soil	**Date Received:**	06/11/21 17:15
Sample Name:	TP-05+06 (370/350)	**Units:**	ug/Kg
Lab Code:	R2105887-012	**Basis:**	Dry

Organochlorine Pesticides by Gas Chromatography using Microwave Extraction

Analysis Method: 8081B
Prep Method: EPA 3546

Analyte Name	Result	MRL	MDL	Dil.	Date Analyzed	Date Extracted	Q
4,4'-DDD	2.0 U	2.0	1.1	1	06/22/21 15:11	6/16/21	
4,4'-DDE	2.0 U	2.0	1.1	1	06/22/21 15:11	6/16/21	
4,4'-DDT	2.0 U	2.0	1.1	1	06/22/21 15:11	6/16/21	
Aldrin	2.0 U	2.0	1.1	1	06/22/21 15:11	6/16/21	
Dieldrin	2.0 U	2.0	1.1	1	06/22/21 15:11	6/16/21	
Endosulfan I	2.0 U	2.0	1.1	1	06/22/21 15:11	6/16/21	
Endosulfan II	2.0 U	2.0	1.1	1	06/22/21 15:11	6/16/21	
Endosulfan Sulfate	2.0 U	2.0	1.1	1	06/22/21 15:11	6/16/21	
Endrin	2.0 U	2.0	1.1	1	06/22/21 15:11	6/16/21	
Heptachlor	2.0 U	2.0	1.1	1	06/22/21 15:11	6/16/21	
alpha-BHC	2.0 U	2.0	1.1	1	06/22/21 15:11	6/16/21	
alpha-Chlordane	2.0 U	2.0	1.1	1	06/22/21 15:11	6/16/21	
beta-BHC	2.0 U	2.0	1.1	1	06/22/21 15:11	6/16/21	
delta-BHC	2.0 U	2.0	1.1	1	06/22/21 15:11	6/16/21	
Lindane	2.0 U	2.0	1.1	1	06/22/21 15:11	6/16/21	

Surrogate Name	% Rec	Control Limits	Date Analyzed	Q
Decachlorobiphenyl	58	10 - 145	06/22/21 15:11	
Tetrachloro-m-xylene	65	10 - 123	06/22/21 15:11	

ALS Group USA, Corp.
dba ALS Environmental

Analytical Report

Client:	LU Engineers	**Service Request:**	R2105887
Project:	Orchard Street/4235-01	**Date Collected:**	06/04/21 09:30
Sample Matrix:	Soil	**Date Received:**	06/11/21 17:15
Sample Name:	TP-10+11 (370)	**Units:**	ug/Kg
Lab Code:	R2105887-019	**Basis:**	Dry

Organochlorine Pesticides by Gas Chromatography using Microwave Extraction

Analysis Method: 8081B
Prep Method: EPA 3546

Analyte Name	Result		MRL	MDL	Dil.	Date Analyzed	Date Extracted	Q
4,4'-DDD	1.9	U	1.9	0.97	1	06/22/21 15:31	6/16/21	
4,4'-DDE	1.9	U	1.9	0.97	1	06/22/21 15:31	6/16/21	
4,4'-DDT	1.9	U	1.9	0.97	1	06/22/21 15:31	6/16/21	
Aldrin	1.9	U	1.9	0.97	1	06/22/21 15:31	6/16/21	
Dieldrin	1.9	U	1.9	0.97	1	06/22/21 15:31	6/16/21	
Endosulfan I	1.9	U	1.9	0.97	1	06/22/21 15:31	6/16/21	
Endosulfan II	1.9	U	1.9	0.97	1	06/22/21 15:31	6/16/21	
Endosulfan Sulfate	1.9	U	1.9	0.97	1	06/22/21 15:31	6/16/21	
Endrin	1.9	U	1.9	0.97	1	06/22/21 15:31	6/16/21	
Heptachlor	1.9	U	1.9	0.97	1	06/22/21 15:31	6/16/21	
alpha-BHC	1.9	U	1.9	0.97	1	06/22/21 15:31	6/16/21	
alpha-Chlordane	1.9	U	1.9	0.97	1	06/22/21 15:31	6/16/21	
beta-BHC	1.9	U	1.9	0.97	1	06/22/21 15:31	6/16/21	
delta-BHC	**1.2**	**J**	1.9	0.97	1	06/22/21 15:31	6/16/21	
Lindane	1.9	U	1.9	0.97	1	06/22/21 15:31	6/16/21	

Surrogate Name	% Rec	Control Limits	Date Analyzed	Q
Decachlorobiphenyl	61	10 - 145	06/22/21 15:31	
Tetrachloro-m-xylene	64	10 - 123	06/22/21 15:31	

ALS Group USA, Corp.
dba ALS Environmental

Analytical Report

Client:	LU Engineers	**Service Request:**	R2105887
Project:	Orchard Street/4235-01	**Date Collected:**	06/03/21 15:00
Sample Matrix:	Soil	**Date Received:**	06/11/21 17:15
Sample Name:	TP-07 (350)	**Units:**	ug/Kg
Lab Code:	R2105887-005	**Basis:**	Dry

Polychlorinated Biphenyls (PCBs) by GC using Microwave Extraction

Analysis Method: 8082A
Prep Method: EPA 3546

Analyte Name	Result	MRL	MDL	Dil.	Date Analyzed	Date Extracted	Q
Aroclor 1016	39 U	39	21	1	06/19/21 07:57	6/16/21	
Aroclor 1221	79 U	79	31	1	06/19/21 07:57	6/16/21	
Aroclor 1232	39 U	39	23	1	06/19/21 07:57	6/16/21	
Aroclor 1242	39 U	39	21	1	06/19/21 07:57	6/16/21	
Aroclor 1248	39 U	39	22	1	06/19/21 07:57	6/16/21	
Aroclor 1254	39 U	39	21	1	06/19/21 07:57	6/16/21	
Aroclor 1260	39 U	39	21	1	06/19/21 07:57	6/16/21	

Surrogate Name	% Rec	Control Limits	Date Analyzed	Q
Decachlorobiphenyl	66	22 - 128	06/19/21 07:57	
Tetrachloro-m-xylene	75	14 - 119	06/19/21 07:57	

ALS Group USA, Corp.
dba ALS Environmental

Analytical Report

Client:	LU Engineers	**Service Request:**	R2105887
Project:	Orchard Street/4235-01	**Date Collected:**	06/04/21 11:00
Sample Matrix:	Soil	**Date Received:**	06/11/21 17:15
Sample Name:	TP-05+06 (370/350)	**Units:**	ug/Kg
Lab Code:	R2105887-012	**Basis:**	Dry

Polychlorinated Biphenyls (PCBs) by GC using Microwave Extraction

Analysis Method: 8082A
Prep Method: EPA 3546

Analyte Name	Result	MRL	MDL	Dil.	Date Analyzed	Date Extracted	Q
Aroclor 1016	40 U	40	21	1	06/19/21 08:16	6/16/21	
Aroclor 1221	81 U	81	32	1	06/19/21 08:16	6/16/21	
Aroclor 1232	40 U	40	23	1	06/19/21 08:16	6/16/21	
Aroclor 1242	40 U	40	21	1	06/19/21 08:16	6/16/21	
Aroclor 1248	40 U	40	22	1	06/19/21 08:16	6/16/21	
Aroclor 1254	40 U	40	21	1	06/19/21 08:16	6/16/21	
Aroclor 1260	40 U	40	21	1	06/19/21 08:16	6/16/21	

Surrogate Name	% Rec	Control Limits	Date Analyzed	Q
Decachlorobiphenyl	63	22 - 128	06/19/21 08:16	
Tetrachloro-m-xylene	75	14 - 119	06/19/21 08:16	

ALS Group USA, Corp.
dba ALS Environmental

Analytical Report

Client:	LU Engineers	**Service Request:**	R2105887
Project:	Orchard Street/4235-01	**Date Collected:**	06/04/21 09:00
Sample Matrix:	Soil	**Date Received:**	06/11/21 17:15
Sample Name:	TP-10 (370)	**Units:**	ug/Kg
Lab Code:	R2105887-017	**Basis:**	Dry

Polychlorinated Biphenyls (PCBs) by GC using Microwave Extraction

Analysis Method: 8082A
Prep Method: EPA 3546

Analyte Name	Result	MRL	MDL	Dil.	Date Analyzed	Date Extracted	Q
Aroclor 1016	34 U	34	18	1	06/19/21 08:36	6/16/21	
Aroclor 1221	70 U	70	28	1	06/19/21 08:36	6/16/21	
Aroclor 1232	34 U	34	20	1	06/19/21 08:36	6/16/21	
Aroclor 1242	34 U	34	18	1	06/19/21 08:36	6/16/21	
Aroclor 1248	34 U	34	19	1	06/19/21 08:36	6/16/21	
Aroclor 1254	34 U	34	18	1	06/19/21 08:36	6/16/21	
Aroclor 1260	34 U	34	18	1	06/19/21 08:36	6/16/21	

Surrogate Name	% Rec	Control Limits	Date Analyzed	Q
Decachlorobiphenyl	59	22 - 128	06/19/21 08:36	
Tetrachloro-m-xylene	68	14 - 119	06/19/21 08:36	

ALS Group USA, Corp.
dba ALS Environmental

Analytical Report

Client:	LU Engineers	**Service Request:**	R2105887
Project:	Orchard Street/4235-01	**Date Collected:**	06/04/21 09:30
Sample Matrix:	Soil	**Date Received:**	06/11/21 17:15
Sample Name:	TP-11 (370)	**Units:**	ug/Kg
Lab Code:	R2105887-018	**Basis:**	Dry

Polychlorinated Biphenyls (PCBs) by GC using Microwave Extraction

Analysis Method: 8082A
Prep Method: EPA 3546

Analyte Name	Result	MRL	MDL	Dil.	Date Analyzed	Date Extracted	Q
Aroclor 1016	43 U	43	22	1	06/18/21 23:03	6/17/21	
Aroclor 1221	86 U	86	34	1	06/18/21 23:03	6/17/21	
Aroclor 1232	43 U	43	25	1	06/18/21 23:03	6/17/21	
Aroclor 1242	43 U	43	22	1	06/18/21 23:03	6/17/21	
Aroclor 1248	43 U	43	24	1	06/18/21 23:03	6/17/21	
Aroclor 1254	43 U	43	22	1	06/18/21 23:03	6/17/21	
Aroclor 1260	43 U	43	22	1	06/18/21 23:03	6/17/21	

Surrogate Name	% Rec	Control Limits	Date Analyzed	Q
Decachlorobiphenyl	71	22 - 128	06/18/21 23:03	
Tetrachloro-m-xylene	71	14 - 119	06/18/21 23:03	

ALS Group USA, Corp.
dba ALS Environmental

Analytical Report

Client:	LU Engineers	**Service Request:**	R2105887
Project:	Orchard Street/4235-01	**Date Collected:**	06/03/21 15:00
Sample Matrix:	Soil	**Date Received:**	06/11/21 17:15
Sample Name:	TP-07 (350)	**Units:**	ug/Kg
Lab Code:	R2105887-005	**Basis:**	Dry

Chlorinated Herbicides by GC

Analysis Method: 8151A
Prep Method: Method

Analyte Name	Result	MRL	MDL	Dil.	Date Analyzed	Date Extracted	Q
2,4,5-TP	11 U	11	5.2	1	06/21/21 18:16	6/17/21	
Pentachlorophenol (PCP)	11 U	11	7.2	1	06/21/21 18:16	6/17/21	

Surrogate Name	% Rec	Control Limits	Date Analyzed	Q
DCAA	87	10 - 151	06/21/21 18:16	

ALS Group USA, Corp.
dba ALS Environmental

Analytical Report

Client:	LU Engineers	**Service Request:**	R2105887
Project:	Orchard Street/4235-01	**Date Collected:**	06/04/21 11:00
Sample Matrix:	Soil	**Date Received:**	06/11/21 17:15
Sample Name:	TP-05+06 (370/350)	**Units:**	ug/Kg
Lab Code:	R2105887-012	**Basis:**	Dry

Chlorinated Herbicides by GC

Analysis Method: 8151A
Prep Method: Method

Analyte Name	Result	MRL	MDL	Dil.	Date Analyzed	Date Extracted	Q
2,4,5-TP	11 U	11	5.2	1	06/21/21 18:36	6/17/21	
Pentachlorophenol (PCP)	11 U	11	7.3	1	06/21/21 18:36	6/17/21	

Surrogate Name	% Rec	Control Limits	Date Analyzed	Q
DCAA	95	10 - 151	06/21/21 18:36	

ALS Group USA, Corp.
dba ALS Environmental

Analytical Report

Client:	LU Engineers	**Service Request:**	R2105887
Project:	Orchard Street/4235-01	**Date Collected:**	06/04/21 09:30
Sample Matrix:	Soil	**Date Received:**	06/11/21 17:15
Sample Name:	TP-10+11 (370)	**Units:**	ug/Kg
Lab Code:	R2105887-019	**Basis:**	Dry

Chlorinated Herbicides by GC

Analysis Method: 8151A
Prep Method: Method

Analyte Name	Result	MRL	MDL	Dil.	Date Analyzed	Date Extracted	Q
2,4,5-TP	12 U	12	5.3	1	06/21/21 18:56	6/17/21	
Pentachlorophenol (PCP)	12 U	12	7.5	1	06/21/21 18:56	6/17/21	

Surrogate Name	% Rec	Control Limits	Date Analyzed	Q
DCAA	82	10 - 151	06/21/21 18:56	

Metals

ALS Environmental—Rochester Laboratory
1565 Jefferson Road, Building 300, Suite 360, Rochester, NY 14623
Phone (585) 288-5380 Fax (585) 288-8475
www.alsglobal.com

METALS
- 1 -
INORGANIC ANALYSIS DATA PACKAGE

Client: LU Engineers
Project No.: R2105887
Project Name:
Matrix: SOIL

Service Request: TP-01 (350)
Date Collected: 6/3/2021
Date Received: 6/11/2021
Units: mg/Kg
Basis:

Sample Name: **TP-01 (350)** **Lab Code:** **R2105887-001**

Analyte	Analysis Method	PQL	MDL	Dil. Factor	Result	C	Q
Arsenic	6010C	1.1	0.800	1.0	2.6		
Barium	6010C	2.3	1.7	1.0	38.4		
Beryllium	6010C	0.343	0.069	1.0	0.206	J	
Cadmium	6010C	0.571	0.098	1.0	0.571	U	
Mercury	7471B	0.038	0.015	1.0	0.038	U	
Chromium	6010C	1.1	0.400	1.0	7.0		
Copper	6010C	2.3	0.149	1.0	9.5		N
Lead	6010C	5.7	0.457	1.0	3.6	J	
Manganese	6010C	2.3	0.183	1.0	380		*
Nickel	6010C	4.6	0.754	1.0	6.2		
Selenium	6010C	1.1	0.617	1.0	1.1	U	
Silver	6010C	1.1	0.103	1.0	1.1	U	
Zinc	6010C	2.3	1.6	1.0	20.8		

% Solids: **87.5**

Comments:

METALS
- 1 -
INORGANIC ANALYSIS DATA PACKAGE

Client: LU Engineers
Project No.: R2105887
Project Name:
Matrix: SOIL

Service Request: TP-01 (350)
Date Collected: 6/3/2021
Date Received: 6/11/2021
Units: mg/Kg
Basis:

Sample Name: TP-07 (350)
Lab Code: R2105887-005

Analyte	Analysis Method	PQL	MDL	Dil. Factor	Result	C	Q
Arsenic	6010C	1.1	0.800	1.0	2.6		
Barium	6010C	2.3	1.7	1.0	43.2		
Beryllium	6010C	0.343	0.069	1.0	0.274	J	
Cadmium	6010C	0.571	0.098	1.0	0.126	J	
Mercury	7471B	0.036	0.014	1.0	0.036	U	
Chromium	6010C	1.1	0.400	1.0	7.5		
Copper	6010C	2.3	0.149	1.0	12.9		N
Lead	6010C	5.7	0.457	1.0	3.9	J	
Manganese	6010C	2.3	0.183	1.0	669		*
Nickel	6010C	4.6	0.754	1.0	8.8		
Selenium	6010C	1.1	0.617	1.0	1.1	U	
Silver	6010C	1.1	0.103	1.0	1.1	U	
Zinc	6010C	2.3	1.6	1.0	26.8		

% Solids: 87.5

Comments:

METALS
- 1 -
INORGANIC ANALYSIS DATA PACKAGE

Client: LU Engineers
Project No.: R2105887
Project Name:
Matrix: SOIL

Service Request: TP-01 (350)
Date Collected: 6/3/2021
Date Received: 6/11/2021
Units: mg/Kg
Basis:

Sample Name: **TP-08+09+10 (350)** **Lab Code:** **R2105887-006**

Analyte	Analysis Method	PQL	MDL	Dil. Factor	Result	C	Q
Arsenic	6010C	1.2	0.843	1.0	38.3		
Barium	6010C	2.4	1.8	1.0	135		
Beryllium	6010C	0.361	0.072	1.0	0.277	J	
Cadmium	6010C	0.602	0.104	1.0	0.988		
Mercury	7471B	0.123	0.048	3.0	2.1		
Chromium	6010C	1.2	0.422	1.0	14.4		
Copper	6010C	2.4	0.157	1.0	65.5		N
Lead	6010C	6.0	0.482	1.0	561		
Manganese	6010C	2.4	0.193	1.0	369		*
Nickel	6010C	4.8	0.795	1.0	6.2		
Selenium	6010C	1.2	0.650	1.0	6.1		
Silver	6010C	1.2	0.108	1.0	0.132	J	
Zinc	6010C	2.4	1.7	1.0	255		

% Solids: **81.4**

Comments:

METALS
- 1 -
INORGANIC ANALYSIS DATA PACKAGE

Client: LU Engineers
Project No.: R2105887
Project Name:
Matrix: SOIL

Service Request: TP-01 (350)
Date Collected: 6/3/2021
Date Received: 6/11/2021
Units: mg/Kg
Basis:

Sample Name: **TP-11+12 (350)** **Lab Code:** **R2105887-008**

Analyte	Analysis Method	PQL	MDL	Dil. Factor	Result	C	Q
Arsenic	6010C	1.1	0.745	1.0	2.9		
Barium	6010C	2.1	1.6	1.0	35.5		
Beryllium	6010C	0.319	0.064	1.0	0.245	J	
Cadmium	6010C	0.532	0.091	1.0	0.096	J	
Mercury	7471B	0.035	0.014	1.0	0.018	J	
Chromium	6010C	1.1	0.372	1.0	6.9		
Copper	6010C	2.1	0.138	1.0	11.6		N
Lead	6010C	5.3	0.425	1.0	8.8		
Manganese	6010C	2.1	0.170	1.0	370		*
Nickel	6010C	4.3	0.702	1.0	6.5		
Selenium	6010C	1.1	0.574	1.0	1.1	U	
Silver	6010C	1.1	0.096	1.0	1.1	U	
Zinc	6010C	2.1	1.5	1.0	28.7		

% Solids: **88.7**

Comments:

METALS
- 1 -
INORGANIC ANALYSIS DATA PACKAGE

Client: LU Engineers
Project No.: R2105887
Project Name:
Matrix: SOIL

Service Request: TP-01 (350)
Date Collected: 6/3/2021
Date Received: 6/11/2021
Units: mg/Kg
Basis:

Sample Name: TP-01 (370)
Lab Code: R2105887-010

Analyte	Analysis Method	PQL	MDL	Dil. Factor	Result	C	Q
Arsenic	6010C	1.1	0.785	1.0	3.4		
Barium	6010C	2.2	1.7	1.0	45.2		
Beryllium	6010C	0.337	0.067	1.0	0.269	J	
Cadmium	6010C	0.561	0.096	1.0	0.224	J	
Mercury	7471B	0.040	0.015	1.0	0.036	J	
Chromium	6010C	1.1	0.393	1.0	8.0		
Copper	6010C	2.2	0.146	1.0	15.7		N
Lead	6010C	5.6	0.449	1.0	52.9		
Manganese	6010C	2.2	0.179	1.0	367		*
Nickel	6010C	4.5	0.740	1.0	7.3		
Selenium	6010C	1.1	0.606	1.0	1.1	U	
Silver	6010C	1.1	0.101	1.0	1.1	U	
Zinc	6010C	2.2	1.6	1.0	88.1		

% Solids: 84.1

Comments:

METALS
- 1 -
INORGANIC ANALYSIS DATA PACKAGE

Client: LU Engineers
Project No.: R2105887
Project Name:
Matrix: SOIL

Service Request: TP-01 (350)
Date Collected: 6/4/2021
Date Received: 6/11/2021
Units: mg/Kg
Basis:

Sample Name: TP-06+07 (370) **Lab Code:** R2105887-014

Analyte	Analysis Method	PQL	MDL	Dil. Factor	Result	C	Q
Arsenic	6010C	1.1	0.792	1.0	3.5		
Barium	6010C	2.3	1.7	1.0	44.0		
Beryllium	6010C	0.340	0.068	1.0	0.294	J	
Cadmium	6010C	0.566	0.097	1.0	0.136	J	
Mercury	7471B	0.036	0.014	1.0	0.016	J	
Chromium	6010C	1.1	0.396	1.0	8.8		
Copper	6010C	2.3	0.147	1.0	13.8		N
Lead	6010C	5.7	0.453	1.0	11.3		
Manganese	6010C	2.3	0.181	1.0	322		*
Nickel	6010C	4.5	0.747	1.0	7.3		
Selenium	6010C	1.1	0.611	1.0	1.1	U	
Silver	6010C	1.1	0.102	1.0	1.1	U	
Zinc	6010C	2.3	1.6	1.0	42.3		

% Solids: 86.6

Comments:

METALS
- 1 -
INORGANIC ANALYSIS DATA PACKAGE

Client: LU Engineers
Project No.: R2105887
Project Name:
Matrix: SOIL

Service Request: TP-01 (350)
Date Collected: 6/4/2021
Date Received: 6/11/2021
Units: mg/Kg
Basis:

Sample Name: **TP-08+09 (370)** **Lab Code:** **R2105887-016**

Analyte	Analysis Method	PQL	MDL	Dil. Factor	Result	C	Q
Arsenic	6010C	1.0	0.722	1.0	5.1		
Barium	6010C	2.1	1.6	1.0	51.9		
Beryllium	6010C	0.309	0.062	1.0	0.392		
Cadmium	6010C	0.515	0.089	1.0	0.093	J	
Mercury	7471B	0.037	0.014	1.0	0.026	J	
Chromium	6010C	1.0	0.361	1.0	10.4		
Copper	6010C	2.1	0.134	1.0	23.9		N
Lead	6010C	5.2	0.412	1.0	8.1		
Manganese	6010C	2.1	0.165	1.0	310		*
Nickel	6010C	4.1	0.680	1.0	9.8		
Selenium	6010C	1.0	0.557	1.0	1.0	U	
Silver	6010C	1.0	0.093	1.0	1.0	U	
Zinc	6010C	2.1	1.4	1.0	38.1		

% Solids: **88.2**

Comments:

METALS
- 1 -
INORGANIC ANALYSIS DATA PACKAGE

Client: LU Engineers
Project No.: R2105887
Project Name:
Matrix: SOIL

Service Request: TP-01 (350)
Date Collected: 6/4/2021
Date Received: 6/11/2021
Units: mg/Kg
Basis:

Sample Name: TP-10+11 (370)
Lab Code: R2105887-019

Analyte	Analysis Method	PQL	MDL	Dil. Factor	Result	C	Q
Arsenic	6010C	1.2	0.814	1.0	6.9		
Barium	6010C	2.3	1.7	1.0	116		
Beryllium	6010C	0.349	0.070	1.0	0.535		
Cadmium	6010C	0.581	0.100	1.0	0.256	J	
Mercury	7471B	0.038	0.015	1.0	0.182		
Chromium	6010C	1.2	0.407	1.0	13.4		
Copper	6010C	2.3	0.151	1.0	62.2		N
Lead	6010C	5.8	0.465	1.0	152		
Manganese	6010C	2.3	0.186	1.0	575		*
Nickel	6010C	4.7	0.767	1.0	11.1		
Selenium	6010C	1.2	0.628	1.0	1.2	U	
Silver	6010C	1.2	0.105	1.0	0.128	J	
Zinc	6010C	2.3	1.6	1.0	98.8		

% Solids: 86.0

Comments:

General Chemistry

ALS Environmental—Rochester Laboratory
1565 Jefferson Road, Building 300, Suite 360, Rochester, NY 14623
Phone (585) 288-5380 Fax (585) 288-8475
www.alsglobal.com

ALS Group USA, Corp.
dba ALS Environmental

Analytical Report

Client:	LU Engineers	**Service Request:**	R2105887
Project:	Orchard Street/4235-01	**Date Collected:**	06/03/21 08:00
Sample Matrix:	Soil	**Date Received:**	06/11/21 17:15
Sample Name:	TP-01 (350)	**Basis:**	Dry
Lab Code:	R2105887-001		

Inorganic Parameters

Analyte Name	Analysis Method	Result	Units	MRL	MDL	Dil.	Date Analyzed	Date Extracted	Q
Chromium, Hexavalent	7199	0.44 U	mg/Kg	0.44	0.05	1	06/21/21 21:27	06/16/21	
Chromium, Trivalent	Calculation	**6.1**	mg/Kg	1.0	-	1	NA	NA	

ALS Group USA, Corp.
dba ALS Environmental

Analytical Report

Client:	LU Engineers	**Service Request:**	R2105887
Project:	Orchard Street/4235-01	**Date Collected:**	06/03/21 08:00
Sample Matrix:	Soil	**Date Received:**	06/11/21 17:15
Sample Name:	TP-01 (350)	**Basis:**	As Received
Lab Code:	R2105887-001		

Inorganic Parameters

Analyte Name	Analysis Method	Result	Units	MRL	MDL	Dil.	Date Analyzed	Date Extracted	Q
Total Solids	ALS SOP	**87.5**	Percent	-	-	1	06/23/21 17:00	NA	

Analytical Report

Client:	LU Engineers	**Service Request:**	R2105887
Project:	Orchard Street/4235-01	**Date Collected:**	06/03/21 10:00
Sample Matrix:	Soil	**Date Received:**	06/11/21 17:15
Sample Name:	TP-02 (350)	**Basis:**	As Received
Lab Code:	R2105887-002		

Inorganic Parameters

Analyte Name	Analysis Method	Result	Units	MRL	MDL	Dil.	Date Analyzed	Q
Total Solids	ALS SOP	**77.1**	Percent	-	-	1	06/23/21 17:00	

ALS Group USA, Corp.
dba ALS Environmental

Analytical Report

Client:	LU Engineers	**Service Request:**	R2105887
Project:	Orchard Street/4235-01	**Date Collected:**	06/03/21 09:45
Sample Matrix:	Soil	**Date Received:**	06/11/21 17:15
Sample Name:	TP-03 (350)	**Basis:**	As Received
Lab Code:	R2105887-003		

Inorganic Parameters

Analyte Name	Analysis Method	Result	Units	MRL	MDL	Dil.	Date Analyzed	Q
Total Solids	ALS SOP	**77.7**	Percent	-	-	1	06/23/21 17:00	

Analytical Report

Client:	LU Engineers	**Service Request:**	R2105887
Project:	Orchard Street/4235-01	**Date Collected:**	06/04/21 11:00
Sample Matrix:	Soil	**Date Received:**	06/11/21 17:15
Sample Name:	TP-06 (350)	**Basis:**	As Received
Lab Code:	R2105887-004		

Inorganic Parameters

Analyte Name	Analysis Method	Result	Units	MRL	MDL	Dil.	Date Analyzed	Q
Total Solids	ALS SOP	**88.7**	Percent	-	-	1	06/23/21 17:00	

ALS Group USA, Corp.
dba ALS Environmental

Analytical Report

Client:	LU Engineers	**Service Request:**	R2105887
Project:	Orchard Street/4235-01	**Date Collected:**	06/03/21 15:00
Sample Matrix:	Soil	**Date Received:**	06/11/21 17:15
Sample Name:	TP-07 (350)	**Basis:**	Dry
Lab Code:	R2105887-005		

Inorganic Parameters

Analyte Name	Analysis Method	Result	Units	MRL	MDL	Dil.	Date Analyzed	Date Extracted	Q
Chromium, Hexavalent	7199	0.46 U	mg/Kg	0.46	0.05	1	06/21/21 21:42	06/16/21	
Chromium, Trivalent	Calculation	**6.6**	mg/Kg	1.0	-	1	NA	NA	

ALS Group USA, Corp.
dba ALS Environmental

Analytical Report

Client:	LU Engineers	**Service Request:**	R2105887
Project:	Orchard Street/4235-01	**Date Collected:**	06/03/21 15:00
Sample Matrix:	Soil	**Date Received:**	06/11/21 17:15
Sample Name:	TP-07 (350)	**Basis:**	As Received
Lab Code:	R2105887-005		

Inorganic Parameters

Analyte Name	Analysis Method	Result	Units	MRL	MDL	Dil.	Date Analyzed	Date Extracted	Q
Total Solids	ALS SOP	**87.5**	Percent	-	-	1	06/23/21 17:00	NA	

Analytical Report

Client:	LU Engineers	**Service Request:**	R2105887
Project:	Orchard Street/4235-01	**Date Collected:**	06/03/21 14:30
Sample Matrix:	Soil	**Date Received:**	06/11/21 17:15
Sample Name:	TP-08+09+10 (350)	**Basis:**	Dry
Lab Code:	R2105887-006		

Inorganic Parameters

Analyte Name	Analysis Method	Result	Units	MRL	MDL	Dil.	Date Analyzed	Date Extracted	Q
Chromium, Hexavalent	7199	**0.12**	mg/Kg	0.48	0.06	1	06/21/21 21:58	06/16/21	**J**
Chromium, Trivalent	Calculation	**11.6**	mg/Kg	1.0	-	1	NA	NA	

Analytical Report

Client:	LU Engineers	**Service Request:**	R2105887
Project:	Orchard Street/4235-01	**Date Collected:**	06/03/21 14:30
Sample Matrix:	Soil	**Date Received:**	06/11/21 17:15
Sample Name:	TP-08+09+10 (350)	**Basis:**	As Received
Lab Code:	R2105887-006		

Inorganic Parameters

Analyte Name	Analysis Method	Result	Units	MRL	MDL	Dil.	Date Analyzed	Date Extracted	Q
Total Solids	ALS SOP	**81.4**	Percent	-	-	1	06/23/21 17:00	NA	

Analytical Report

Client:	LU Engineers	**Service Request:**	R2105887
Project:	Orchard Street/4235-01	**Date Collected:**	06/03/21 13:15
Sample Matrix:	Soil	**Date Received:**	06/11/21 17:15
Sample Name:	TP-10 (350)	**Basis:**	As Received
Lab Code:	R2105887-007		

Inorganic Parameters

Analyte Name	Analysis Method	Result	Units	MRL	MDL	Dil.	Date Analyzed	Q
Total Solids	ALS SOP	**81.5**	Percent	-	-	1	06/23/21 17:00	

Analytical Report

Client:	LU Engineers	**Service Request:**	R2105887
Project:	Orchard Street/4235-01	**Date Collected:**	06/03/21 12:45
Sample Matrix:	Soil	**Date Received:**	06/11/21 17:15
Sample Name:	TP-11+12 (350)	**Basis:**	Dry
Lab Code:	R2105887-008		

Inorganic Parameters

Analyte Name	Analysis Method	Result	Units	MRL	MDL	Dil.	Date Analyzed	Date Extracted	Q
Chromium, Hexavalent	7199	0.44 U	mg/Kg	0.44	0.05	1	06/21/21 22:13	06/16/21	
Chromium, Trivalent	Calculation	**6.1**	mg/Kg	1.0	-	1	NA	NA	

Analytical Report

Client:	LU Engineers	**Service Request:**	R2105887
Project:	Orchard Street/4235-01	**Date Collected:**	06/03/21 12:45
Sample Matrix:	Soil	**Date Received:**	06/11/21 17:15
Sample Name:	TP-11+12 (350)	**Basis:**	As Received
Lab Code:	R2105887-008		

Inorganic Parameters

Analyte Name	Analysis Method	Result	Units	MRL	MDL	Dil.	Date Analyzed	Date Extracted	Q
Total Solids	ALS SOP	**88.7**	Percent	-	-	1	06/23/21 17:00	NA	

Analytical Report

Client:	LU Engineers	**Service Request:**	R2105887
Project:	Orchard Street/4235-01	**Date Collected:**	06/03/21 12:45
Sample Matrix:	Soil	**Date Received:**	06/11/21 17:15
Sample Name:	TP-12 (350)	**Basis:**	As Received
Lab Code:	R2105887-009		

Inorganic Parameters

Analyte Name	Analysis Method	Result	Units	MRL	MDL	Dil.	Date Analyzed	Q
Total Solids	ALS SOP	**85.9**	Percent	-	-	1	06/23/21 17:00	

ALS Group USA, Corp.
dba ALS Environmental

Analytical Report

Client:	LU Engineers	**Service Request:**	R2105887
Project:	Orchard Street/4235-01	**Date Collected:**	06/03/21 08:45
Sample Matrix:	Soil	**Date Received:**	06/11/21 17:15
Sample Name:	TP-01 (370)	**Basis:**	Dry
Lab Code:	R2105887-010		

Inorganic Parameters

Analyte Name	Analysis Method	Result	Units	MRL	MDL	Dil.	Date Analyzed	Date Extracted	Q
Chromium, Hexavalent	7199	0.46 U	mg/Kg	0.46	0.05	1	06/21/21 22:49	06/16/21	
Chromium, Trivalent	Calculation	**6.7**	mg/Kg	1.0	-	1	NA	NA	

ALS Group USA, Corp.
dba ALS Environmental

Analytical Report

Client:	LU Engineers	**Service Request:**	R2105887
Project:	Orchard Street/4235-01	**Date Collected:**	06/03/21 08:45
Sample Matrix:	Soil	**Date Received:**	06/11/21 17:15
Sample Name:	TP-01 (370)	**Basis:**	As Received
Lab Code:	R2105887-010		

Inorganic Parameters

Analyte Name	Analysis Method	Result	Units	MRL	MDL	Dil.	Date Analyzed	Date Extracted	Q
Total Solids	ALS SOP	**84.1**	Percent	-	-	1	06/23/21 17:00	NA	

Analytical Report

Client:	LU Engineers	**Service Request:**	R2105887
Project:	Orchard Street/4235-01	**Date Collected:**	06/03/21 09:20
Sample Matrix:	Soil	**Date Received:**	06/11/21 17:15
Sample Name:	TP-03 (370)	**Basis:**	As Received
Lab Code:	R2105887-011		

Inorganic Parameters

Analyte Name	Analysis Method	Result	Units	MRL	MDL	Dil.	Date Analyzed	Q
Total Solids	ALS SOP	**78.8**	Percent	-	-	1	06/23/21 17:00	

Analytical Report

Client:	LU Engineers	**Service Request:**	R2105887
Project:	Orchard Street/4235-01	**Date Collected:**	06/04/21 11:00
Sample Matrix:	Soil	**Date Received:**	06/11/21 17:15
Sample Name:	TP-05+06 (370/350)	**Basis:**	As Received
Lab Code:	R2105887-012		

Inorganic Parameters

Analyte Name	Analysis Method	Result	Units	MRL	MDL	Dil.	Date Analyzed	Q
Total Solids	ALS SOP	**87.5**	Percent	-	-	1	06/23/21 17:00	

Analytical Report

Client:	LU Engineers	**Service Request:**	R2105887
Project:	Orchard Street/4235-01	**Date Collected:**	06/04/21 07:30
Sample Matrix:	Soil	**Date Received:**	06/11/21 17:15
Sample Name:	TP-06 (370)	**Basis:**	As Received
Lab Code:	R2105887-013		

Inorganic Parameters

Analyte Name	Analysis Method	Result	Units	MRL	MDL	Dil.	Date Analyzed	Q
Total Solids	ALS SOP	**79.7**	Percent	-	-	1	06/23/21 17:00	

Analytical Report

Client:	LU Engineers	**Service Request:**	R2105887
Project:	Orchard Street/4235-01	**Date Collected:**	06/04/21 07:45
Sample Matrix:	Soil	**Date Received:**	06/11/21 17:15
Sample Name:	TP-06+07 (370)	**Basis:**	Dry
Lab Code:	R2105887-014		

Inorganic Parameters

Analyte Name	Analysis Method	Result	Units	MRL	MDL	Dil.	Date Analyzed	Date Extracted	Q
Chromium, Hexavalent	7199	0.46 U	mg/Kg	0.46	0.05	1	06/21/21 23:05	06/16/21	
Chromium, Trivalent	Calculation	**7.6**	mg/Kg	1.0	-	1	NA	NA	

Analytical Report

Client:	LU Engineers	**Service Request:**	R2105887
Project:	Orchard Street/4235-01	**Date Collected:**	06/04/21 07:45
Sample Matrix:	Soil	**Date Received:**	06/11/21 17:15
Sample Name:	TP-06+07 (370)	**Basis:**	As Received
Lab Code:	R2105887-014		

Inorganic Parameters

Analyte Name	Analysis Method	Result	Units	MRL	MDL	Dil.	Date Analyzed	Date Extracted	Q
Total Solids	ALS SOP	**86.6**	Percent	-	-	1	06/23/21 17:00	NA	

Analytical Report

Client:	LU Engineers	**Service Request:**	R2105887
Project:	Orchard Street/4235-01	**Date Collected:**	06/04/21 08:30
Sample Matrix:	Soil	**Date Received:**	06/11/21 17:15
Sample Name:	TP-08 (370)	**Basis:**	As Received
Lab Code:	R2105887-015		

Inorganic Parameters

Analyte Name	Analysis Method	Result	Units	MRL	MDL	Dil.	Date Analyzed	Q
Total Solids	ALS SOP	**85.3**	Percent	-	-	1	06/23/21 17:00	

ALS Group USA, Corp.
dba ALS Environmental

Analytical Report

Client:	LU Engineers	**Service Request:**	R2105887
Project:	Orchard Street/4235-01	**Date Collected:**	06/04/21 08:45
Sample Matrix:	Soil	**Date Received:**	06/11/21 17:15
Sample Name:	TP-08+09 (370)	**Basis:**	Dry
Lab Code:	R2105887-016		

Inorganic Parameters

Analyte Name	Analysis Method	Result	Units	MRL	MDL	Dil.	Date Analyzed	Date Extracted	Q
Chromium, Hexavalent	7199	0.44 U	mg/Kg	0.44	0.05	1	06/21/21 23:20	06/16/21	
Chromium, Trivalent	Calculation	**9.2**	mg/Kg	1.0	-	1	NA	NA	

Analytical Report

Client:	LU Engineers	**Service Request:**	R2105887
Project:	Orchard Street/4235-01	**Date Collected:**	06/04/21 08:45
Sample Matrix:	Soil	**Date Received:**	06/11/21 17:15
Sample Name:	TP-08+09 (370)	**Basis:**	As Received
Lab Code:	R2105887-016		

Inorganic Parameters

Analyte Name	Analysis Method	Result	Units	MRL	MDL	Dil.	Date Analyzed	Date Extracted	Q
Total Solids	ALS SOP	**88.2**	Percent	-	-	1	06/23/21 17:00	NA	

Analytical Report

Client:	LU Engineers	**Service Request:**	R2105887
Project:	Orchard Street/4235-01	**Date Collected:**	06/04/21 09:00
Sample Matrix:	Soil	**Date Received:**	06/11/21 17:15
Sample Name:	TP-10 (370)	**Basis:**	As Received
Lab Code:	R2105887-017		

Inorganic Parameters

Analyte Name	Analysis Method	Result	Units	MRL	MDL	Dil.	Date Analyzed	Q
Total Solids	ALS SOP	**92.7**	Percent	-	-	1	06/23/21 17:00	

Analytical Report

Client:	LU Engineers	**Service Request:**	R2105887
Project:	Orchard Street/4235-01	**Date Collected:**	06/04/21 09:30
Sample Matrix:	Soil	**Date Received:**	06/11/21 17:15
Sample Name:	TP-11 (370)	**Basis:**	As Received
Lab Code:	R2105887-018		

Inorganic Parameters

Analyte Name	Analysis Method	Result	Units	MRL	MDL	Dil.	Date Analyzed	Q
Total Solids	ALS SOP	**79.6**	Percent	-	-	1	06/23/21 17:00	

ALS Group USA, Corp.
dba ALS Environmental

Analytical Report

Client:	LU Engineers	**Service Request:**	R2105887
Project:	Orchard Street/4235-01	**Date Collected:**	06/04/21 09:30
Sample Matrix:	Soil	**Date Received:**	06/11/21 17:15
Sample Name:	TP-10+11 (370)	**Basis:**	Dry
Lab Code:	R2105887-019		

Inorganic Parameters

Analyte Name	Analysis Method	Result		Units	MRL	MDL	Dil.	Date Analyzed	Date Extracted	Q
Chromium, Hexavalent	7199	0.45	U	mg/Kg	0.45	0.05	1	06/22/21 06:18	06/21/21	
Chromium, Trivalent	Calculation	**11.5**		mg/Kg	1.0	-	1	NA	NA	
Cyanide, Total	9012B	0.33	U	mg/Kg	0.33	0.19	1	06/17/21 10:40	06/16/21	

ALS Group USA, Corp.
dba ALS Environmental

Analytical Report

Client:	LU Engineers	**Service Request:**	R2105887
Project:	Orchard Street/4235-01	**Date Collected:**	06/04/21 09:30
Sample Matrix:	Soil	**Date Received:**	06/11/21 17:15
Sample Name:	TP-10+11 (370)	**Basis:**	As Received
Lab Code:	R2105887-019		

Inorganic Parameters

Analyte Name	Analysis Method	Result	Units	MRL	MDL	Dil.	Date Analyzed	Date Extracted	Q
Total Solids	ALS SOP	**86.0**	Percent	-	-	1	06/23/21 17:00	NA	

ALS Group USA, Corp.
dba ALS Environmental

Analytical Report

Client:	LU Engineers	**Service Request:**	R2105887
Project:	Orchard Street/4235-01	**Date Collected:**	06/04/21 10:00
Sample Matrix:	Soil	**Date Received:**	06/11/21 17:15
Sample Name:	TP-12 (370)	**Basis:**	As Received
Lab Code:	R2105887-020		

Inorganic Parameters

Analyte Name	Analysis Method	Result	Units	MRL	MDL	Dil.	Date Analyzed	Q
Total Solids	ALS SOP	**88.9**	Percent	-	-	1	06/23/21 17:00	

Analytical Report

Client:	LU Engineers	**Service Request:**	R2105887
Project:	Orchard Street/4235-01	**Date Collected:**	NA
Sample Matrix:	Soil	**Date Received:**	06/11/21 17:15
Sample Name:	Field Duplicate	**Basis:**	As Received
Lab Code:	R2105887-021		

Inorganic Parameters

Analyte Name	Analysis Method	Result	Units	MRL	MDL	Dil.	Date Analyzed	Q
Total Solids	ALS SOP	**87.6**	Percent	-	-	1	06/23/21 17:00	

QC Summary Forms

ALS Environmental—Rochester Laboratory
1565 Jefferson Road, Building 300, Suite 360, Rochester, NY 14623
Phone (585) 288-5380 Fax (585) 288-8475
www.alsglobal.com

Volatile Organic Compounds by GC/MS

ALS Environmental—Rochester Laboratory
1565 Jefferson Road, Building 300, Suite 360, Rochester, NY 14623
Phone (585) 288-5380 Fax (585) 288-8475
www.alsglobal.com

Client: LU Engineers **Service Request:** R2105887
Project: Orchard Street/4235-01
Sample Matrix: Soil

SURROGATE RECOVERY SUMMARY
Volatile Organic Compounds by GC/MS, Unp

Analysis Method: 8260C
Extraction Method: EPA 5030C

Sample Name	Lab Code	4-Bromofluorobenzene 31-154	Dibromofluoromethane 63-138	Toluene-d8 66-138
TP-01 (350)	R2105887-001	91	92	100
TP-02 (350)	R2105887-002	74	96	102
TP-03 (350)	R2105887-003	83	94	102
TP-06 (350)	R2105887-004	77	93	98
TP-07 (350)	R2105887-005	93	93	104
TP-10 (350)	R2105887-007	87	92	100
TP-12 (350)	R2105887-009	88	94	102
TP-01 (370)	R2105887-010	83	93	99
TP-03 (370)	R2105887-011	89	91	101
TP-06 (370)	R2105887-013	79	93	101
TP-08 (370)	R2105887-015	89	94	103
TP-10 (370)	R2105887-017	87	94	102
TP-11 (370)	R2105887-018	81	100	104
TP-12 (370)	R2105887-020	91	92	102
Field Duplicate	R2105887-021	92	91	101
Method Blank	RQ2106859-04	95	93	101
Lab Control Sample	RQ2106859-03	97	99	104
TP-11 (370) MS	RQ2106859-05	81	98	104
TP-11 (370) DMS	RQ2106859-06	80	101	103

ALS Group USA, Corp.
dba ALS Environmental

QA/QC Report

Client:	LU Engineers	**Service Request:**	R2105887
Project:	Orchard Street/4235-01	**Date Collected:**	06/04/21
Sample Matrix:	Soil	**Date Received:**	06/11/21
		Date Analyzed:	06/16/21
		Date Extracted:	NA

Duplicate Matrix Spike Summary
Volatile Organic Compounds by GC/MS, Unp

Sample Name:	TP-11 (370)	**Units:**	ug/Kg
Lab Code:	R2105887-018	**Basis:**	Dry
Analysis Method:	8260C		
Prep Method:	EPA 5030C		

		Matrix Spike RQ2106859-05			**Duplicate Matrix Spike** RQ2106859-06					
Analyte Name	**Sample Result**	**Result**	**Spike Amount**	**% Rec**	**Result**	**Spike Amount**	**% Rec**	**% Rec Limits**	**RPD**	**RPD Limit**
1,1,1-Trichloroethane (TCA)	6.3 U	47.5	62.8	76	48.2	62.8	77	44-124	1	30
1,1,2,2-Tetrachloroethane	6.3 U	57.9	62.8	92	57.6	62.8	92	41-155	<1	30
1,1,2-Trichloroethane	6.3 U	48.7	62.8	78	47.5	62.8	76	48-124	3	30
1,1,2-Trichloro-1,2,2-trifluoroethane	6.3 U	50.2	62.8	80	51.0	62.8	81	40-117	1	30
1,1-Dichloroethane (1,1-DCA)	6.3 U	53.8	62.8	86	54.8	62.8	87	41-138	1	30
1,1-Dichloroethene (1,1-DCE)	6.3 U	58.1	62.8	92	59.4	62.8	95	46-124	3	30
1,2,3-Trichlorobenzene	6.3 U	14.5	62.8	23	13.3	62.8	21	10-169	9	30
1,2,4-Trichlorobenzene	6.3 U	14.7	62.8	23	14.2	62.8	23	10-169	<1	30
1,2-Dibromo-3-chloropropane (DBCP)	6.3 U	27.6	62.8	44	28.8	62.8	46	30-136	4	30
1,2-Dibromoethane	6.3 U	40.6	62.8	65	39.6	62.8	63	38-129	3	30
1,2-Dichlorobenzene	6.3 U	27.4	62.8	44	25.2	62.8	40	11-152	10	30
1,2-Dichloroethane	6.3 U	50.1	62.8	80	48.8	62.8	78	49-119	3	30
1,2-Dichloropropane	6.3 U	54.3	62.8	86	53.6	62.8	85	60-126	1	30
1,3-Dichlorobenzene	6.3 U	27.1	62.8	43	25.6	62.8	41	13-151	5	30
1,4-Dichlorobenzene	6.3 U	24.1	62.8	38	23.6	62.8	38	10-151	<1	30
1,4-Dioxane	130 U	1360	1260	108	1610	1260	128	49-188	17	30
2-Butanone (MEK)	6.3 U	45.8	62.8	73	42.3	62.8	67	13-176	9	30
2-Hexanone	6.3 U	34.9	62.8	56	32.8	62.8	52	12-163	7	30
4-Methyl-2-pentanone	6.3 U	45.6	62.8	73	43.9	62.8	70	38-148	4	30
Acetone	6.3 U	350 E	62.8	557 *	441 E	62.8	702 *	11-183	23	30
Benzene	6.3 U	47.6	62.8	76	46.7	62.8	74	51-123	3	30
Bromochloromethane	6.3 U	48.3	62.8	77	47.0	62.8	75	46-129	3	30
Bromodichloromethane	6.3 U	43.1	62.8	69	42.5	62.8	68	39-122	1	30
Bromoform	6.3 U	28.2	62.8	45	28.6	62.8	45	16-135	<1	30
Bromomethane	6.3 U	41.1	62.8	65	38.0	62.8	61	10-150	6	30
Carbon Disulfide	6.3 U	29.9	62.8	48	32.9	62.8	52	44-139	8	30
Carbon Tetrachloride	6.3 U	38.4	62.8	61	39.9	62.8	63	46-137	3	30
Chlorobenzene	6.3 U	33.8	62.8	54	33.3	62.8	53	25-129	2	30
Chloroethane	6.3 U	56.2	62.8	90	55.7	62.8	89	10-166	1	30
Chloroform	6.3 U	51.3	62.8	82	50.8	62.8	81	55-118	1	30
Chloromethane	6.3 U	54.4	62.8	87	55.1	62.8	88	10-139	1	30
Cyclohexane	6.3 U	52.3	62.8	83	51.6	62.8	82	28-126	1	30
Dibromochloromethane	6.3 U	37.2	62.8	59	38.2	62.8	61	36-125	3	30

Results flagged with an asterisk (*) indicate values outside control criteria.

Results flagged with a pound (#) indicate the control criteria is not applicable.

Percent recoveries and relative percent differences (RPD) are determined by the software using values in the calculation which have not been rounded.

Matrix Spike and Matrix Spike Duplicate Data is presented for information purposes only. The matrix may or may not be relevant to samples reported in this report. The laboratory evaluates system performance based on the LCS and LCSD control limits.

ALS Group USA, Corp.
dba ALS Environmental

QA/QC Report

Client:	LU Engineers	**Service Request:**	R2105887
Project:	Orchard Street/4235-01	**Date Collected:**	06/04/21
Sample Matrix:	Soil	**Date Received:**	06/11/21
		Date Analyzed:	06/16/21
		Date Extracted:	NA

Duplicate Matrix Spike Summary
Volatile Organic Compounds by GC/MS, Unp

Sample Name:	TP-11 (370)	**Units:**	ug/Kg
Lab Code:	R2105887-018	**Basis:**	Dry
Analysis Method:	8260C		
Prep Method:	EPA 5030C		

		Matrix Spike RQ2106859-05			**Duplicate Matrix Spike** RQ2106859-06					
Analyte Name	**Sample Result**	**Result**	**Spike Amount**	**% Rec**	**Result**	**Spike Amount**	**% Rec**	**% Rec Limits**	**RPD**	**RPD Limit**
Dichlorodifluoromethane (CFC 12)	6.3 U	43.6	62.8	69	44.1	62.8	70	51-144	1	30
Dichloromethane	6.3 U	53.8	62.8	86	53.9	62.8	86	49-125	<1	30
Ethylbenzene	6.3 U	41.2	62.8	66	39.7	62.8	63	23-132	5	30
Isopropylbenzene (Cumene)	6.3 U	41.8	62.8	66	41.3	62.8	66	18-133	<1	30
Methyl Acetate	6.3 U	37.1	62.8	59	33.7	62.8	54	10-200	9	30
Methyl tert-Butyl Ether	6.3 U	55.0	62.8	88	55.2	62.8	88	62-130	<1	30
Methylcyclohexane	6.3 U	51.7	62.8	82	50.9	62.8	81	12-134	1	30
Styrene	6.3 U	28.3	62.8	45	27.8	62.8	44	15-160	2	30
Tetrachloroethene (PCE)	170	359 E	62.8	297 *	377 E	62.8	327 *	21-137	10	30
Toluene	6.3 U	40.7	62.8	65	40.1	62.8	64	11-152	2	30
Trichloroethene (TCE)	2.3 J	41.0	62.8	62	41.4	62.8	62	23-140	<1	30
Trichlorofluoromethane (CFC 11)	6.3 U	49.2	62.8	78	49.5	62.8	79	47-129	1	30
Vinyl Chloride	6.3 U	51.2	62.8	82	52.7	62.8	84	59-153	2	30
cis-1,2-Dichloroethene	6.3 U	49.5	62.8	79	48.5	62.8	77	42-129	3	30
cis-1,3-Dichloropropene	6.3 U	33.8	62.8	54	32.4	62.8	52	14-139	4	30
m,p-Xylenes	13 U	78.0	126	62	77.4	126	62	20-135	<1	30
o-Xylene	6.3 U	40.2	62.8	64	39.8	62.8	63	26-137	2	30
trans-1,2-Dichloroethene	6.3 U	47.3	62.8	75	48.8	62.8	78	34-128	4	30
trans-1,3-Dichloropropene	6.3 U	27.3	62.8	44	25.5	62.8	41	17-155	7	30

Results flagged with an asterisk (*) indicate values outside control criteria.

Results flagged with a pound (#) indicate the control criteria is not applicable.

Percent recoveries and relative percent differences (RPD) are determined by the software using values in the calculation which have not been rounded.

Matrix Spike and Matrix Spike Duplicate Data is presented for information purposes only. The matrix may or may not be relevant to samples reported in this report. The laboratory evaluates system performance based on the LCS and LCSD control limits.

ALS Group USA, Corp.
dba ALS Environmental

QA/QC Report

Client:	LU Engineers	**Service Request:**	R2105887
Project:	Orchard Street/4235-01	**Date Analyzed:**	06/16/21 11:06
Sample Matrix:	Soil	**Date Extracted:**	

Method Blank Summary
Volatile Organic Compounds by GC/MS, Unp

Sample Name: Method Blank **Instrument ID:** R-MS-14
Lab Code: RQ2106859-04 **File ID:** I:\ACQUDATA\MSVOA14\Data\061621\F6789.D\

Analysis Method: 8260C **Analysis Lot:** 727585
Prep Method: EPA 5030C

This Method Blank applies to the following analyses.

Sample Name	Lab Code	File ID	Date Analyzed
Lab Control Sample	RQ2106859-03	I:\ACQUDATA\MSVOA14\Data\061621 \F6787.D\	06/16/21 10:13
TP-01 (350)	R2105887-001	I:\ACQUDATA\MSVOA14\Data\061621 \F6791.D\	06/16/21 11:59
TP-02 (350)	R2105887-002	I:\ACQUDATA\MSVOA14\Data\061621 \F6792.D\	06/16/21 12:22
TP-03 (350)	R2105887-003	I:\ACQUDATA\MSVOA14\Data\061621 \F6793.D\	06/16/21 12:46
TP-06 (350)	R2105887-004	I:\ACQUDATA\MSVOA14\Data\061621 \F6794.D\	06/16/21 13:09
TP-07 (350)	R2105887-005	I:\ACQUDATA\MSVOA14\Data\061621 \F6795.D\	06/16/21 13:32
TP-10 (350)	R2105887-007	I:\ACQUDATA\MSVOA14\Data\061621 \F6796.D\	06/16/21 13:55
TP-12 (350)	R2105887-009	I:\ACQUDATA\MSVOA14\Data\061621 \F6797.D\	06/16/21 14:19
TP-01 (370)	R2105887-010	I:\ACQUDATA\MSVOA14\Data\061621 \F6798.D\	06/16/21 14:42
TP-03 (370)	R2105887-011	I:\ACQUDATA\MSVOA14\Data\061621 \F6799.D\	06/16/21 15:05
TP-06 (370)	R2105887-013	I:\ACQUDATA\MSVOA14\Data\061621 \F6800.D\	06/16/21 15:29
TP-08 (370)	R2105887-015	I:\ACQUDATA\MSVOA14\Data\061621 \F6801.D\	06/16/21 15:52
TP-10 (370)	R2105887-017	I:\ACQUDATA\MSVOA14\Data\061621 \F6802.D\	06/16/21 16:15
TP-11 (370)	R2105887-018	I:\ACQUDATA\MSVOA14\Data\061621 \F6803.D\	06/16/21 16:38
TP-12 (370)	R2105887-020	I:\ACQUDATA\MSVOA14\Data\061621 \F6804.D\	06/16/21 17:02
Field Duplicate	R2105887-021	I:\ACQUDATA\MSVOA14\Data\061621 \F6805.D\	06/16/21 17:25
TP-11 (370)MS	RQ2106859-05	I:\ACQUDATA\MSVOA14\Data\061621 \F6810.D\	06/16/21 19:22
TP-11 (370)DMS	RQ2106859-06	I:\ACQUDATA\MSVOA14\Data\061621 \F6811.D\	06/16/21 19:45

ALS Group USA, Corp.
dba ALS Environmental

Analytical Report

Client:	LU Engineers	**Service Request:**	R2105887
Project:	Orchard Street/4235-01	**Date Collected:**	NA
Sample Matrix:	Soil	**Date Received:**	NA
Sample Name:	Method Blank	**Units:**	ug/Kg
Lab Code:	RQ2106859-04	**Basis:**	Dry

Volatile Organic Compounds by GC/MS, Unp

Analysis Method: 8260C
Prep Method: EPA 5030C

Analyte Name	Result	MRL	MDL	Dil.	Date Analyzed	Q
1,1,1-Trichloroethane (TCA)	5.0 U	5.0	0.20	1	06/16/21 11:06	
1,1,2,2-Tetrachloroethane	5.0 U	5.0	0.44	1	06/16/21 11:06	
1,1,2-Trichloroethane	5.0 U	5.0	0.20	1	06/16/21 11:06	
1,1,2-Trichloro-1,2,2-trifluoroethane	5.0 U	5.0	0.20	1	06/16/21 11:06	
1,1-Dichloroethane (1,1-DCA)	5.0 U	5.0	0.20	1	06/16/21 11:06	
1,1-Dichloroethene (1,1-DCE)	5.0 U	5.0	0.29	1	06/16/21 11:06	
1,2,3-Trichlorobenzene	5.0 U	5.0	0.52	1	06/16/21 11:06	
1,2,4-Trichlorobenzene	5.0 U	5.0	0.42	1	06/16/21 11:06	
1,2-Dibromo-3-chloropropane (DBCP)	5.0 U	5.0	0.75	1	06/16/21 11:06	
1,2-Dibromoethane	5.0 U	5.0	0.20	1	06/16/21 11:06	
1,2-Dichlorobenzene	5.0 U	5.0	0.20	1	06/16/21 11:06	
1,2-Dichloroethane	5.0 U	5.0	0.20	1	06/16/21 11:06	
1,2-Dichloropropane	5.0 U	5.0	0.20	1	06/16/21 11:06	
1,3-Dichlorobenzene	5.0 U	5.0	0.20	1	06/16/21 11:06	
1,4-Dichlorobenzene	5.0 U	5.0	0.22	1	06/16/21 11:06	
1,4-Dioxane	100 U	100	20	1	06/16/21 11:06	
2-Butanone (MEK)	5.0 U	5.0	2.0	1	06/16/21 11:06	
2-Hexanone	5.0 U	5.0	0.36	1	06/16/21 11:06	
4-Methyl-2-pentanone	5.0 U	5.0	0.23	1	06/16/21 11:06	
Acetone	5.0 U	5.0	4.7	1	06/16/21 11:06	
Benzene	5.0 U	5.0	0.20	1	06/16/21 11:06	
Bromochloromethane	5.0 U	5.0	0.20	1	06/16/21 11:06	
Bromodichloromethane	5.0 U	5.0	0.20	1	06/16/21 11:06	
Bromoform	5.0 U	5.0	0.50	1	06/16/21 11:06	
Bromomethane	5.0 U	5.0	2.1	1	06/16/21 11:06	
Carbon Disulfide	5.0 U	5.0	0.29	1	06/16/21 11:06	
Carbon Tetrachloride	5.0 U	5.0	0.26	1	06/16/21 11:06	
Chlorobenzene	5.0 U	5.0	0.20	1	06/16/21 11:06	
Chloroethane	5.0 U	5.0	0.41	1	06/16/21 11:06	
Chloroform	5.0 U	5.0	0.20	1	06/16/21 11:06	
Chloromethane	5.0 U	5.0	1.4	1	06/16/21 11:06	
Cyclohexane	5.0 U	5.0	0.26	1	06/16/21 11:06	
Dibromochloromethane	5.0 U	5.0	0.20	1	06/16/21 11:06	
Dichlorodifluoromethane (CFC 12)	5.0 U	5.0	0.33	1	06/16/21 11:06	
Dichloromethane	5.0 U	5.0	2.8	1	06/16/21 11:06	
Ethylbenzene	5.0 U	5.0	0.20	1	06/16/21 11:06	
Isopropylbenzene (Cumene)	5.0 U	5.0	0.20	1	06/16/21 11:06	
Methyl Acetate	5.0 U	5.0	0.84	1	06/16/21 11:06	
Methyl tert-Butyl Ether	5.0 U	5.0	0.20	1	06/16/21 11:06	
Methylcyclohexane	5.0 U	5.0	0.31	1	06/16/21 11:06	
Styrene	5.0 U	5.0	0.20	1	06/16/21 11:06	
Tetrachloroethene (PCE)	5.0 U	5.0	0.23	1	06/16/21 11:06	
Toluene	5.0 U	5.0	0.20	1	06/16/21 11:06	

ALS Group USA, Corp.
dba ALS Environmental

Analytical Report

Client:	LU Engineers	**Service Request:**	R2105887
Project:	Orchard Street/4235-01	**Date Collected:**	NA
Sample Matrix:	Soil	**Date Received:**	NA
Sample Name:	Method Blank	**Units:**	ug/Kg
Lab Code:	RQ2106859-04	**Basis:**	Dry

Volatile Organic Compounds by GC/MS, Unp

Analysis Method: 8260C
Prep Method: EPA 5030C

Analyte Name	Result	MRL	MDL	Dil.	Date Analyzed	Q
Trichloroethene (TCE)	5.0 U	5.0	0.22	1	06/16/21 11:06	
Trichlorofluoromethane (CFC 11)	5.0 U	5.0	0.26	1	06/16/21 11:06	
Vinyl Chloride	5.0 U	5.0	0.46	1	06/16/21 11:06	
cis-1,2-Dichloroethene	5.0 U	5.0	0.20	1	06/16/21 11:06	
cis-1,3-Dichloropropene	5.0 U	5.0	0.20	1	06/16/21 11:06	
m,p-Xylenes	10 U	10	0.37	1	06/16/21 11:06	
o-Xylene	5.0 U	5.0	0.20	1	06/16/21 11:06	
trans-1,2-Dichloroethene	5.0 U	5.0	0.20	1	06/16/21 11:06	
trans-1,3-Dichloropropene	5.0 U	5.0	0.20	1	06/16/21 11:06	

Surrogate Name	% Rec	Control Limits	Date Analyzed	Q
4-Bromofluorobenzene	95	31 - 154	06/16/21 11:06	
Dibromofluoromethane	93	63 - 138	06/16/21 11:06	
Toluene-d8	101	66 - 138	06/16/21 11:06	

ALS Group USA, Corp.
dba ALS Environmental

QA/QC Report

Client:	LU Engineers	**Service Request:**	R2105887
Project:	Orchard Street/4235-01	**Date Analyzed:**	06/16/21 10:13
Sample Matrix:	Soil	**Date Extracted:**	

Lab Control Sample Summary
Volatile Organic Compounds by GC/MS, Unp

Sample Name: Lab Control Sample **Instrument ID:** R-MS-14
Lab Code: RQ2106859-03 **File ID:** I:\ACQUDATA\MSVOA14\Data\061621\F6787.D\

Analysis Method: 8260C **Analysis Lot:** 727585
Prep Method: EPA 5030C

This Lab Control Sample applies to the following analyses.

Sample Name	Lab Code	File ID	Date Analyzed
Method Blank	RQ2106859-04	I:\ACQUDATA\MSVOA14\Data\061621\F6789.D\	06/16/21 11:06
TP-01 (350)	R2105887-001	I:\ACQUDATA\MSVOA14\Data\061621\F6791.D\	06/16/21 11:59
TP-02 (350)	R2105887-002	I:\ACQUDATA\MSVOA14\Data\061621\F6792.D\	06/16/21 12:22
TP-03 (350)	R2105887-003	I:\ACQUDATA\MSVOA14\Data\061621\F6793.D\	06/16/21 12:46
TP-06 (350)	R2105887-004	I:\ACQUDATA\MSVOA14\Data\061621\F6794.D\	06/16/21 13:09
TP-07 (350)	R2105887-005	I:\ACQUDATA\MSVOA14\Data\061621\F6795.D\	06/16/21 13:32
TP-10 (350)	R2105887-007	I:\ACQUDATA\MSVOA14\Data\061621\F6796.D\	06/16/21 13:55
TP-12 (350)	R2105887-009	I:\ACQUDATA\MSVOA14\Data\061621\F6797.D\	06/16/21 14:19
TP-01 (370)	R2105887-010	I:\ACQUDATA\MSVOA14\Data\061621\F6798.D\	06/16/21 14:42
TP-03 (370)	R2105887-011	I:\ACQUDATA\MSVOA14\Data\061621\F6799.D\	06/16/21 15:05
TP-06 (370)	R2105887-013	I:\ACQUDATA\MSVOA14\Data\061621\F6800.D\	06/16/21 15:29
TP-08 (370)	R2105887-015	I:\ACQUDATA\MSVOA14\Data\061621\F6801.D\	06/16/21 15:52
TP-10 (370)	R2105887-017	I:\ACQUDATA\MSVOA14\Data\061621\F6802.D\	06/16/21 16:15
TP-11 (370)	R2105887-018	I:\ACQUDATA\MSVOA14\Data\061621\F6803.D\	06/16/21 16:38
TP-12 (370)	R2105887-020	I:\ACQUDATA\MSVOA14\Data\061621\F6804.D\	06/16/21 17:02
Field Duplicate	R2105887-021	I:\ACQUDATA\MSVOA14\Data\061621\F6805.D\	06/16/21 17:25
TP-11 (370)MS	RQ2106859-05	I:\ACQUDATA\MSVOA14\Data\061621\F6810.D\	06/16/21 19:22
TP-11 (370)DMS	RQ2106859-06	I:\ACQUDATA\MSVOA14\Data\061621\F6811.D\	06/16/21 19:45

ALS Group USA, Corp.
dba ALS Environmental

QA/QC Report

Client: LU Engineers
Project: Orchard Street/4235-01
Sample Matrix: Soil

Service Request: R2105887
Date Analyzed: 06/16/21

Lab Control Sample Summary
Volatile Organic Compounds by GC/MS, Unp

Units:ug/Kg
Basis: Dry

Lab Control Sample
RQ2106859-03

Analyte Name	Analytical Method	Result	Spike Amount	% Rec	% Rec Limits
1,1,1-Trichloroethane (TCA)	8260C	21.0	20.0	105	68-123
1,1,2,2-Tetrachloroethane	8260C	17.4	20.0	87	78-121
1,1,2-Trichloroethane	8260C	19.5	20.0	97	84-117
1,1,2-Trichloro-1,2,2-trifluoroethane	8260C	23.6	20.0	118	54-121
1,1-Dichloroethane (1,1-DCA)	8260C	21.7	20.0	108	76-123
1,1-Dichloroethene (1,1-DCE)	8260C	27.7	20.0	139 *	65-115
1,2,3-Trichlorobenzene	8260C	19.8	20.0	99	60-128
1,2,4-Trichlorobenzene	8260C	20.6	20.0	103	62-130
1,2-Dibromo-3-chloropropane (DBCP)	8260C	12.4	20.0	62	54-135
1,2-Dibromoethane	8260C	18.8	20.0	94	77-117
1,2-Dichlorobenzene	8260C	19.6	20.0	98	75-116
1,2-Dichloroethane	8260C	19.7	20.0	98	74-116
1,2-Dichloropropane	8260C	21.6	20.0	108	79-112
1,3-Dichlorobenzene	8260C	20.4	20.0	102	72-118
1,4-Dichlorobenzene	8260C	20.3	20.0	102	72-117
1,4-Dioxane	8260C	334	400	84	59-147
2-Butanone (MEK)	8260C	18.2	20.0	91	67-129
2-Hexanone	8260C	15.8	20.0	79	68-118
4-Methyl-2-pentanone	8260C	16.1	20.0	81	64-123
Acetone	8260C	21.6	20.0	108	32-154
Benzene	8260C	22.0	20.0	110	77-114
Bromochloromethane	8260C	19.3	20.0	96	78-117
Bromodichloromethane	8260C	17.6	20.0	88	72-118
Bromoform	8260C	13.5	20.0	68	55-134
Bromomethane	8260C	16.7	20.0	84	10-150
Carbon Disulfide	8260C	18.2	20.0	91	44-139
Carbon Tetrachloride	8260C	18.8	20.0	94	51-123
Chlorobenzene	8260C	20.8	20.0	104	79-115
Chloroethane	8260C	23.3	20.0	117	10-140
Chloroform	8260C	20.5	20.0	102	76-115
Chloromethane	8260C	22.4	20.0	112	10-131
Cyclohexane	8260C	21.8	20.0	109	67-122
Dibromochloromethane	8260C	15.1	20.0	76	68-121

Client: LU Engineers
Project: Orchard Street/4235-01
Sample Matrix: Soil

Service Request: R2105887
Date Analyzed: 06/16/21

Lab Control Sample Summary
Volatile Organic Compounds by GC/MS, Unp

Units:ug/Kg
Basis: Dry

Lab Control Sample
RQ2106859-03

Analyte Name	Analytical Method	Result	Spike Amount	% Rec	% Rec Limits
Dichlorodifluoromethane (CFC 12)	8260C	20.1	20.0	100	51-144
Dichloromethane	8260C	20.5	20.0	103	72-118
Ethylbenzene	8260C	22.0	20.0	110	64-118
Isopropylbenzene (Cumene)	8260C	21.8	20.0	109	60-123
Methyl Acetate	8260C	16.1	20.0	80	31-122
Methyl tert-Butyl Ether	8260C	18.3	20.0	91	76-118
Methylcyclohexane	8260C	24.5	20.0	123	70-124
Styrene	8260C	20.0	20.0	100	74-117
Tetrachloroethene (PCE)	8260C	22.9	20.0	114	58-124
Toluene	8260C	22.0	20.0	110	72-116
Trichloroethene (TCE)	8260C	22.2	20.0	111	69-118
Trichlorofluoromethane (CFC 11)	8260C	22.1	20.0	110	52-127
Vinyl Chloride	8260C	23.0	20.0	115	59-153
cis-1,2-Dichloroethene	8260C	22.5	20.0	112	79-113
cis-1,3-Dichloropropene	8260C	18.0	20.0	90	66-117
m,p-Xylenes	8260C	44.0	40.0	110	68-118
o-Xylene	8260C	20.9	20.0	104	71-116
trans-1,2-Dichloroethene	8260C	24.9	20.0	125 *	73-114
trans-1,3-Dichloropropene	8260C	16.3	20.0	82	57-135

Client: LU Engineers **Service Request:**R2105887
Project: Orchard Street/4235-01 **Date Analyzed:**06/16/21 08:30

Tune Summary
Volatile Organic Compounds by GC/MS, Unp

File ID: I:\ACQUDATA\MSVOA14\Data\061621\F6784.D\ **Analytical Method:** 8260C
Instrument ID: R-MS-14 **Analysis Lot:** 727585

Target Mass	Relative to Mass	Lower Limit %	Upper Limit %	Relative Abundance %	Raw Abundance	Result Pass/Fail
50	95	15	40	19.07	33147	Pass
75	95	30	60	50.12	87093	Pass
95	95	100	100	100.00	173773	Pass
96	95	5	9	6.70	11649	Pass
173	174	0	2	1.42	2312	Pass
174	95	50	120	93.54	162541	Pass
175	174	5	9	7.55	12269	Pass
176	174	95	101	98.30	159781	Pass
177	176	5	9	6.85	10938	Pass

Sample Name	Lab Code	File ID:	Date Analyzed:	Q
Continuing Calibration Verification	RQ2106859-02	I:\ACQUDATA\MSVOA14\Data\061621\F6786.D\	06/16/21 09:36	
Lab Control Sample	RQ2106859-03	I:\ACQUDATA\MSVOA14\Data\061621\F6787.D\	06/16/21 10:13	
Method Blank	RQ2106859-04	I:\ACQUDATA\MSVOA14\Data\061621\F6789.D\	06/16/21 11:06	
TP-01 (350)	R2105887-001	I:\ACQUDATA\MSVOA14\Data\061621\F6791.D\	06/16/21 11:59	
TP-02 (350)	R2105887-002	I:\ACQUDATA\MSVOA14\Data\061621\F6792.D\	06/16/21 12:22	
TP-03 (350)	R2105887-003	I:\ACQUDATA\MSVOA14\Data\061621\F6793.D\	06/16/21 12:46	
TP-06 (350)	R2105887-004	I:\ACQUDATA\MSVOA14\Data\061621\F6794.D\	06/16/21 13:09	
TP-07 (350)	R2105887-005	I:\ACQUDATA\MSVOA14\Data\061621\F6795.D\	06/16/21 13:32	
TP-10 (350)	R2105887-007	I:\ACQUDATA\MSVOA14\Data\061621\F6796.D\	06/16/21 13:55	
TP-12 (350)	R2105887-009	I:\ACQUDATA\MSVOA14\Data\061621\F6797.D\	06/16/21 14:19	
TP-01 (370)	R2105887-010	I:\ACQUDATA\MSVOA14\Data\061621\F6798.D\	06/16/21 14:42	
TP-03 (370)	R2105887-011	I:\ACQUDATA\MSVOA14\Data\061621\F6799.D\	06/16/21 15:05	
TP-06 (370)	R2105887-013	I:\ACQUDATA\MSVOA14\Data\061621\F6800.D\	06/16/21 15:29	
TP-08 (370)	R2105887-015	I:\ACQUDATA\MSVOA14\Data\061621\F6801.D\	06/16/21 15:52	
TP-10 (370)	R2105887-017	I:\ACQUDATA\MSVOA14\Data\061621\F6802.D\	06/16/21 16:15	
TP-11 (370)	R2105887-018	I:\ACQUDATA\MSVOA14\Data\061621\F6803.D\	06/16/21 16:38	
TP-12 (370)	R2105887-020	I:\ACQUDATA\MSVOA14\Data\061621\F6804.D\	06/16/21 17:02	
Field Duplicate	R2105887-021	I:\ACQUDATA\MSVOA14\Data\061621\F6805.D\	06/16/21 17:25	
TP-11 (370)	RQ2106859-05	I:\ACQUDATA\MSVOA14\Data\061621\F6810.D\	06/16/21 19:22	
TP-11 (370)	RQ2106859-06	I:\ACQUDATA\MSVOA14\Data\061621\F6811.D\	06/16/21 19:45	

Client: LU Engineers **Service Request:**R2105887
Project: Orchard Street/4235-01 **Date Analyzed:**06/16/21 09:36

Internal Standard Area and RT SUMMARY
Volatile Organic Compounds by GC/MS, Unp

File ID: I:\ACQUDATA\MSVOA14\Data\061621\F6786.D\ **Lab Code:**RQ2106859-02
Instrument ID: R-MS-14 **Analysis Lot:**727585
Analysis Method: 8260C **Signal ID:**1

		1,4-Dichlorobenzene-d4		1,4-Difluorobenzene		Chlorobenzene-d5	
		Area	**RT**	**Area**	**RT**	**Area**	**RT**
	Result ==>	319,402	11.73	636,784	5.93	591,311	9.58
	Upper Limit ==>	638,804	11.90	1,273,568	6.10	1,182,622	9.75
	Lower Limit ==>	159,701	11.56	318,392	5.76	295,656	9.41
Associated Analyses							
Lab Control Sample	RQ2106859-03	299822	11.73	632501	5.93	582265	9.58
Method Blank	RQ2106859-04	295989	11.73	626946	5.93	569976	9.58
TP-01 (350)	R2105887-001	288153	11.73	617349	5.93	557134	9.58
TP-02 (350)	R2105887-002	175977	11.73	580547	5.94	474025	9.58
TP-03 (350)	R2105887-003	218182	11.73	609109	5.93	518352	9.58
TP-06 (350)	R2105887-004	218592	11.73	609191	5.93	513175	9.58
TP-07 (350)	R2105887-005	272208	11.73	580590	5.93	528050	9.58
TP-10 (350)	R2105887-007	237460	11.73	601354	5.93	526274	9.58
TP-12 (350)	R2105887-009	255714	11.73	599078	5.93	535934	9.58
TP-01 (370)	R2105887-010	208508	11.73	595746	5.93	513403	9.58
TP-03 (370)	R2105887-011	257711	11.73	586398	5.93	521395	9.58
TP-06 (370)	R2105887-013	210085	11.73	589605	5.93	502587	9.58
TP-08 (370)	R2105887-015	231074	11.73	584746	5.93	515098	9.58
TP-10 (370)	R2105887-017	248062	11.73	597356	5.93	530294	9.58
TP-11 (370)	R2105887-018	184491	11.73	507000	5.93	429622	9.58
TP-12 (370)	R2105887-020	257215	11.73	578235	5.93	516884	9.58
Field Duplicate	R2105887-021	261791	11.73	578590	5.93	519117	9.58
TP-11 (370)MS	RQ2106859-05	194405	11.73	546384	5.93	464338	9.58
TP-11 (370)DMS	RQ2106859-06	198671	11.73	574714	5.93	478518	9.58

ALS Group USA, Corp.
dba ALS Environmental

QA/QC Report

Client: LU Engineers
Project: Orchard Street/4235-01

Service Request:R2105887
Date Analyzed:06/16/21 09:36

Internal Standard Area and RT SUMMARY
Volatile Organic Compounds by GC/MS, Unp

File ID: I:\ACQUDATA\MSVOA14\Data\061621\F6786.D\
Instrument ID: R-MS-14
Analysis Method: 8260C

Lab Code:RQ2106859-02
Analysis Lot:727585
Signal ID:1

		Pentafluorobenzene	
		Area	**RT**
	Result ==>	425,792	4.68
	Upper Limit ==>	851,584	4.85
	Lower Limit ==>	212,896	4.51
Associated Analyses			
Lab Control Sample	RQ2106859-03	426663	4.68
Method Blank	RQ2106859-04	415104	4.68
TP-01 (350)	R2105887-001	402484	4.68
TP-02 (350)	R2105887-002	391874	4.68
TP-03 (350)	R2105887-003	403186	4.68
TP-06 (350)	R2105887-004	396957	4.68
TP-07 (350)	R2105887-005	385578	4.68
TP-10 (350)	R2105887-007	394564	4.68
TP-12 (350)	R2105887-009	390156	4.68
TP-01 (370)	R2105887-010	387043	4.68
TP-03 (370)	R2105887-011	383903	4.68
TP-06 (370)	R2105887-013	381071	4.68
TP-08 (370)	R2105887-015	382275	4.68
TP-10 (370)	R2105887-017	392049	4.68
TP-11 (370)	R2105887-018	339896	4.68
TP-12 (370)	R2105887-020	378253	4.68
Field Duplicate	R2105887-021	375922	4.68
TP-11 (370)MS	RQ2106859-05	365623	4.68
TP-11 (370)DMS	RQ2106859-06	381321	4.68

Semivolatile Organic Compounds by GC/MS

ALS Environmental—Rochester Laboratory
1565 Jefferson Road, Building 300, Suite 360, Rochester, NY 14623
Phone (585) 288-5380 Fax (585) 288-8475
www.alsglobal.com

Client: LU Engineers **Service Request:** R2105887
Project: Orchard Street/4235-01
Sample Matrix: Soil

SURROGATE RECOVERY SUMMARY
Semivolatile Organic Compounds by GC/MS using Microwave Digestion

Analysis Method: 8270D
Extraction Method: EPA 3546

Sample Name	Lab Code	2,4,6-Tribromophenol 10-109	2-Fluorobiphenyl 10-102	2-Fluorophenol 10-88
TP-01 (350)	R2105887-001	78	71	67
TP-07 (350)	R2105887-005	69	67	61
TP-10 (350)	R2105887-007	96	80	67
TP-12 (350)	R2105887-009	80	73	67
TP-01 (370)	R2105887-010	78	58	47
TP-05+06 (370/350)	R2105887-012	87	67	57
TP-06 (370)	R2105887-013	100	80	65
TP-08 (370)	R2105887-015	73	58	50
TP-10+11 (370)	R2105887-019	79	74	66
Field Duplicate	R2105887-021	81	83	73
Method Blank	RQ2106778-01	87	74	71
Lab Control Sample	RQ2106778-02	86	91	82
Duplicate Lab Control Sample	RQ2106778-03	79	75	71
TP-10+11 (370) MS	RQ2106778-04	71	58	49
TP-10+11 (370) DMS	RQ2106778-05	76	62	50

Client: LU Engineers **Service Request:** R2105887
Project: Orchard Street/4235-01
Sample Matrix: Soil

SURROGATE RECOVERY SUMMARY
Semivolatile Organic Compounds by GC/MS using Microwave Digestion

Analysis Method: 8270D
Extraction Method: EPA 3546

Sample Name	Lab Code	Nitrobenzene-d5 10-95	Phenol-d6 10-145	Terphenyl-d14 10-106
TP-01 (350)	R2105887-001	68	61	100
TP-07 (350)	R2105887-005	62	57	93
TP-10 (350)	R2105887-007	67	69	103
TP-12 (350)	R2105887-009	67	62	103
TP-01 (370)	R2105887-010	49	47	82
TP-05+06 (370/350)	R2105887-012	57	56	98
TP-06 (370)	R2105887-013	66	64	102
TP-08 (370)	R2105887-015	49	48	84
TP-10+11 (370)	R2105887-019	69	62	95
Field Duplicate	R2105887-021	81	70	101
Method Blank	RQ2106778-01	76	66	106
Lab Control Sample	RQ2106778-02	83	75	110*
Duplicate Lab Control Sample	RQ2106778-03	69	64	99
TP-10+11 (370) MS	RQ2106778-04	51	47	95
TP-10+11 (370) DMS	RQ2106778-05	55	49	100

Client:	LU Engineers	**Service Request:**	R2105887
Project:	Orchard Street/4235-01	**Date Collected:**	06/04/21
Sample Matrix:	Soil	**Date Received:**	06/11/21
		Date Analyzed:	06/16/21
		Date Extracted:	06/15/21

Duplicate Matrix Spike Summary
Semivolatile Organic Compounds by GC/MS using Microwave Digestion

Sample Name:	TP-10+11 (370)	**Units:**	ug/Kg
Lab Code:	R2105887-019	**Basis:**	Dry
Analysis Method:	8270D		
Prep Method:	EPA 3546		

		Matrix Spike RQ2106778-04			**Duplicate Matrix Spike** RQ2106778-05					
Analyte Name	**Sample Result**	**Result**	**Spike Amount**	**% Rec**	**Result**	**Spike Amount**	**% Rec**	**% Rec Limits**	**RPD**	**RPD Limit**
1,2,4,5-Tetrachlorobenzene	380 U	1920	3790	51	2140	3870	55	13-145	10	30
1,4-Dioxane	76 U	1070	3790	28 *	1020	3870	26 *	31-130	4	30
2,3,4,6-Tetrachlorophenol	380 U	2650	3790	70	2790	3870	72	55-98	5	30
2,4,5-Trichlorophenol	380 U	2480	3790	66	2790	3870	72	52-93	11	30
2,4,6-Trichlorophenol	380 U	2190	3790	58	2420	3870	63	50-89	10	30
2,4-Dichlorophenol	380 U	1890	3790	50	2140	3870	55	50-84	12	30
2,4-Dimethylphenol	380 U	1420	3790	38 *	1680	3870	44 *	50-86	17	30
2,4-Dinitrophenol	1900 U	1900 U	3790	0 *	2000 U	3870	0 *	20-101	NC	30
2,4-Dinitrotoluene	380 U	2930	3790	77	3180	3870	82	60-106	8	30
2,6-Dinitrotoluene	380 U	2620	3790	69	2930	3870	76	57-100	11	30
2-Chloronaphthalene	380 U	2040	3790	54	2280	3870	59	51-91	11	30
2-Chlorophenol	380 U	1690	3790	45	1830	3870	47	45-83	8	30
2-Methylnaphthalene	380 U	1860	3790	49 *	2150	3870	56	50-86	15	30
2-Methylphenol	380 U	1600	3790	42 *	1860	3870	48	47-90	15	30
2-Nitroaniline	1900 U	2480	3790	65	2670	3870	69	50-101	7	30
2-Nitrophenol	380 U	1700	3790	45 *	1940	3870	50	48-83	13	30
3,3'-Dichlorobenzidine	380 U	1960	3790	52	2150	3870	56	19-111	9	30
3- and 4-Methylphenol Coelution	380 U	1750	3790	46 *	1940	3870	50	47-90	10	30
3-Nitroaniline	1900 U	2600	3790	68	2770	3870	72	42-85	6	30
4,6-Dinitro-2-methylphenol	1900 U	388 J	3790	10 *	435 J	3870	11 *	42-98	11	30
4-Bromophenyl Phenyl Ether	380 U	2450	3790	65	2580	3870	67	54-94	5	30
4-Chloro-3-methylphenol	380 U	2080	3790	55	2390	3870	62	51-89	14	30
4-Chloroaniline	380 U	1670	3790	44	1890	3870	49	32-77	12	30
4-Chlorophenyl Phenyl Ether	380 U	2390	3790	63	2620	3870	68	53-93	9	30
4-Nitroaniline	1900 U	2940	3790	78	2970	3870	77	55-100	<1	30
4-Nitrophenol	1900 U	2350	3790	62	2460	3870	64	44-102	5	30
Acenaphthene	380 U	2160	3790	57	2380	3870	62	52-91	10	30
Acenaphthylene	380 U	2310	3790	61	2550	3870	66	53-97	10	30
Acetophenone	380 U	3240	7580	43	3520	7730	45	38-80	8	30
Anthracene	380 U	3030	3790	80	3130	3870	81	63-98	3	30
Atrazine	380 U	3230	3790	85	3310	3870	86	43-131	2	30
Benz(a)anthracene	380 U	3070	3790	81	3250	3870	84	59-99	6	30
Benzaldehyde	1900 U	1830 J	3790	48	1920 J	3870	50	10-103	5	30

Results flagged with an asterisk (*) indicate values outside control criteria.

Results flagged with a pound (#) indicate the control criteria is not applicable.

Percent recoveries and relative percent differences (RPD) are determined by the software using values in the calculation which have not been rounded.

Matrix Spike and Matrix Spike Duplicate Data is presented for information purposes only. The matrix may or may not be relevant to samples reported in this report. The laboratory evaluates system performance based on the LCS and LCSD control limits.

ALS Group USA, Corp.
dba ALS Environmental

QA/QC Report

Client:	LU Engineers	**Service Request:**	R2105887
Project:	Orchard Street/4235-01	**Date Collected:**	06/04/21
Sample Matrix:	Soil	**Date Received:**	06/11/21
		Date Analyzed:	06/16/21
		Date Extracted:	06/15/21

Duplicate Matrix Spike Summary
Semivolatile Organic Compounds by GC/MS using Microwave Digestion

Sample Name:	TP-10+11 (370)	**Units:**	ug/Kg
Lab Code:	R2105887-019	**Basis:**	Dry
Analysis Method:	8270D		
Prep Method:	EPA 3546		

		Matrix Spike RQ2106778-04			**Duplicate Matrix Spike** RQ2106778-05					
Analyte Name	**Sample Result**	**Result**	**Spike Amount**	**% Rec**	**Result**	**Spike Amount**	**% Rec**	**% Rec Limits**	**RPD**	**RPD Limit**
Benzo(a)pyrene	380 U	3900	3790	103	4060	3870	105	71-129	4	30
Benzo(b)fluoranthene	380 U	3130	3790	83	3320	3870	86	59-101	6	30
Benzo(g,h,i)perylene	380 U	3020	3790	80	3130	3870	81	67-113	4	30
Benzo(k)fluoranthene	380 U	3310	3790	87	3340	3870	86	64-107	<1	30
Biphenyl	380 U	2030	3790	54	2260	3870	58	43-88	10	30
2,2'-Oxybis(1-chloropropane)	380 U	1670	3790	44 *	1680	3870	44 *	45-85	1	30
Bis(2-chloroethoxy)methane	380 U	1740	3790	46 *	1990	3870	51	51-91	13	30
Bis(2-chloroethyl) Ether	380 U	1700	3790	45 *	1800	3870	47	46-87	6	30
Bis(2-ethylhexyl) Phthalate	570 U	3120	3790	82	3340	3870	86	67-108	7	30
Butyl Benzyl Phthalate	380 U	3190	3790	84	3440	3870	89	67-107	8	30
Caprolactam	380 U	2280	3790	60	2560	3870	66	50-91	12	30
Carbazole	380 U	3190	3790	84	3340	3870	86	62-109	4	30
Chrysene	380 U	3090	3790	82	3260	3870	84	62-103	5	30
Di-n-butyl Phthalate	380 U	3250	3790	86	3400	3870	88	66-109	5	30
Di-n-octyl Phthalate	380 U	3670	3790	97	3930	3870	102	65-114	7	30
Dibenz(a,h)anthracene	380 U	2870	3790	76	2970	3870	77	58-119	3	30
Dibenzofuran	380 U	2300	3790	61	2520	3870	65	52-93	9	30
Diethyl Phthalate	380 U	2510	3790	66	2650	3870	69	56-96	6	30
Dimethyl Phthalate	380 U	2290	3790	60	2450	3870	63	55-94	7	30
Fluoranthene	380 U	3170	3790	84	3290	3870	85	59-104	4	30
Fluorene	380 U	2480	3790	65	2710	3870	70	54-93	9	30
Hexachlorobenzene	380 U	2560	3790	67	2660	3870	69	55-97	4	30
Hexachlorobutadiene	380 U	1770	3790	47	2000	3870	52	47-87	12	30
Hexachlorocyclopentadiene	380 U	1370	3790	36	1570	3870	41	10-125	13	30
Hexachloroethane	380 U	1420	3790	38 *	1500	3870	39 *	41-77	5	30
Indeno(1,2,3-cd)pyrene	380 U	2890	3790	76	2930	3870	76	64-114	1	30
Isophorone	380 U	1730	3790	46	2010	3870	52	40-81	15	30
N-Nitrosodi-n-propylamine	380 U	1650	3790	44	1780	3870	46	43-89	7	30
N-Nitrosodiphenylamine	380 U	2570	3790	68	2760	3870	71	53-107	7	30
Naphthalene	380 U	1740	3790	46 *	1920	3870	50	48-85	10	30
Nitrobenzene	380 U	1760	3790	46	1950	3870	50	46-84	10	30
Pentachlorophenol (PCP)	1900 U	1900 J	3790	50	2080	3870	54	34-118	9	30
Phenanthrene	380 U	2830	3790	75	2970	3870	77	60-95	5	30

Results flagged with an asterisk (*) indicate values outside control criteria.

Results flagged with a pound (#) indicate the control criteria is not applicable.

Percent recoveries and relative percent differences (RPD) are determined by the software using values in the calculation which have not been rounded.

Matrix Spike and Matrix Spike Duplicate Data is presented for information purposes only. The matrix may or may not be relevant to samples reported in this report. The laboratory evaluates system performance based on the LCS and LCSD control limits.

ALS Group USA, Corp.
dba ALS Environmental

QA/QC Report

Client:	LU Engineers	**Service Request:**	R2105887
Project:	Orchard Street/4235-01	**Date Collected:**	06/04/21
Sample Matrix:	Soil	**Date Received:**	06/11/21
		Date Analyzed:	06/16/21
		Date Extracted:	06/15/21

Duplicate Matrix Spike Summary
Semivolatile Organic Compounds by GC/MS using Microwave Digestion

Sample Name:	TP-10+11 (370)	**Units:**	ug/Kg
Lab Code:	R2105887-019	**Basis:**	Dry
Analysis Method:	8270D		
Prep Method:	EPA 3546		

		Matrix Spike RQ2106778-04			Duplicate Matrix Spike RQ2106778-05					
Analyte Name	**Sample Result**	**Result**	**Spike Amount**	**% Rec**	**Result**	**Spike Amount**	**% Rec**	**% Rec Limits**	**RPD**	**RPD Limit**
Phenol	380 U	1740	3790	46	1940	3870	50	44-90	11	30
Pyrene	380 U	3320	3790	88	3560	3870	92	65-107	7	30

Results flagged with an asterisk (*) indicate values outside control criteria.

Results flagged with a pound (#) indicate the control criteria is not applicable.

Percent recoveries and relative percent differences (RPD) are determined by the software using values in the calculation which have not been rounded.

Matrix Spike and Matrix Spike Duplicate Data is presented for information purposes only. The matrix may or may not be relevant to samples reported in this report. The laboratory evaluates system performance based on the LCS and LCSD control limits.

ALS Group USA, Corp.
dba ALS Environmental

QA/QC Report

Client:	LU Engineers	**Service Request:**	R2105887
Project:	Orchard Street/4235-01	**Date Analyzed:**	06/16/21 15:52
Sample Matrix:	Soil	**Date Extracted:**	06/15/21

Method Blank Summary
Semivolatile Organic Compounds by GC/MS using Microwave Digestion

Sample Name:	Method Blank	**Instrument ID:**	R-MS-51
Lab Code:	RQ2106778-01	**File ID:**	I:\ACQUDATA\5973A\DATA\061621\EE110.D\
Analysis Method:	8270D	**Analysis Lot:**	727755,727817
Prep Method:	EPA 3546	**Extraction Lot:**	381371

This Method Blank applies to the following analyses.

Sample Name	Lab Code	File ID	Date Analyzed
Duplicate Lab Control Sample	RQ2106778-03	I:\ACQUDATA\5973A\DATA\061621\EE112.D\	06/16/21 16:47
TP-01 (350)	R2105887-001	I:\ACQUDATA\5973A\DATA\061621\EE118.D\	06/16/21 19:38
TP-07 (350)	R2105887-005	I:\ACQUDATA\5973A\DATA\061621\EE119.D\	06/16/21 20:07
TP-12 (350)	R2105887-009	I:\ACQUDATA\5973A\DATA\061621\EE121.D\	06/16/21 21:04
TP-08 (370)	R2105887-015	I:\ACQUDATA\5973A\DATA\061621\EE125.D\	06/16/21 22:59
TP-10+11 (370)	R2105887-019	I:\ACQUDATA\5973A\DATA\061621\EE126.D\	06/16/21 23:28
TP-10+11 (370)MS	RQ2106778-04	I:\ACQUDATA\5973A\DATA\061621\EE127.D\	06/16/21 23:56
TP-10+11 (370)DMS	RQ2106778-05	I:\ACQUDATA\5973A\DATA\061621\EE128.D\	06/17/21 00:25
Field Duplicate	R2105887-021	I:\ACQUDATA\5973A\DATA\061621\EE129.D\	06/17/21 00:53
Lab Control Sample	RQ2106778-02	I:\ACQUDATA\5973A\DATA\061721\EE140.D\	06/17/21 13:49
TP-10 (350)	R2105887-007	I:\ACQUDATA\5973A\DATA\061721\EE142.D\	06/17/21 16:10
TP-01 (370)	R2105887-010	I:\ACQUDATA\5973A\DATA\061721\EE143.D\	06/17/21 16:38
TP-05+06 (370/350)	R2105887-012	I:\ACQUDATA\5973A\DATA\061721\EE144.D\	06/17/21 17:07
TP-06 (370)	R2105887-013	I:\ACQUDATA\5973A\DATA\061721\EE145.D\	06/17/21 17:34

ALS Group USA, Corp.
dba ALS Environmental

Analytical Report

Client:	LU Engineers	**Service Request:**	R2105887
Project:	Orchard Street/4235-01	**Date Collected:**	NA
Sample Matrix:	Soil	**Date Received:**	NA
Sample Name:	Method Blank	**Units:**	ug/Kg
Lab Code:	RQ2106778-01	**Basis:**	Dry

Semivolatile Organic Compounds by GC/MS using Microwave Digestion

Analysis Method: 8270D
Prep Method: EPA 3546

Analyte Name	Result		MRL	MDL	Dil.	Date Analyzed	Date Extracted	Q
1,2,4,5-Tetrachlorobenzene	330	U	330	74	1	06/16/21 15:52	6/15/21	
1,4-Dioxane	67	U	67	33	1	06/16/21 15:52	6/15/21	
2,3,4,6-Tetrachlorophenol	330	U	330	120	1	06/16/21 15:52	6/15/21	
2,4,5-Trichlorophenol	330	U	330	82	1	06/16/21 15:52	6/15/21	
2,4,6-Trichlorophenol	330	U	330	74	1	06/16/21 15:52	6/15/21	
2,4-Dichlorophenol	330	U	330	64	1	06/16/21 15:52	6/15/21	
2,4-Dimethylphenol	330	U	330	60	1	06/16/21 15:52	6/15/21	
2,4-Dinitrophenol	1700	U	1700	570	1	06/16/21 15:52	6/15/21	
2,4-Dinitrotoluene	330	U	330	130	1	06/16/21 15:52	6/15/21	
2,6-Dinitrotoluene	330	U	330	73	1	06/16/21 15:52	6/15/21	
2-Chloronaphthalene	330	U	330	67	1	06/16/21 15:52	6/15/21	
2-Chlorophenol	330	U	330	56	1	06/16/21 15:52	6/15/21	
2-Methylnaphthalene	330	U	330	55	1	06/16/21 15:52	6/15/21	
2-Methylphenol	330	U	330	69	1	06/16/21 15:52	6/15/21	
2-Nitroaniline	1700	U	1700	78	1	06/16/21 15:52	6/15/21	
2-Nitrophenol	330	U	330	77	1	06/16/21 15:52	6/15/21	
3,3'-Dichlorobenzidine	330	U	330	37	1	06/16/21 15:52	6/15/21	
3- and 4-Methylphenol Coelution	330	U	330	64	1	06/16/21 15:52	6/15/21	
3-Nitroaniline	1700	U	1700	67	1	06/16/21 15:52	6/15/21	
4,6-Dinitro-2-methylphenol	1700	U	1700	190	1	06/16/21 15:52	6/15/21	
4-Bromophenyl Phenyl Ether	330	U	330	87	1	06/16/21 15:52	6/15/21	
4-Chloro-3-methylphenol	330	U	330	67	1	06/16/21 15:52	6/15/21	
4-Chloroaniline	330	U	330	56	1	06/16/21 15:52	6/15/21	
4-Chlorophenyl Phenyl Ether	330	U	330	71	1	06/16/21 15:52	6/15/21	
4-Nitroaniline	1700	U	1700	34	1	06/16/21 15:52	6/15/21	
4-Nitrophenol	1700	U	1700	67	1	06/16/21 15:52	6/15/21	
Acenaphthene	330	U	330	63	1	06/16/21 15:52	6/15/21	
Acenaphthylene	330	U	330	67	1	06/16/21 15:52	6/15/21	
Acetophenone	330	U	330	96	1	06/16/21 15:52	6/15/21	
Anthracene	330	U	330	56	1	06/16/21 15:52	6/15/21	
Atrazine	330	U	330	47	1	06/16/21 15:52	6/15/21	
Benz(a)anthracene	330	U	330	49	1	06/16/21 15:52	6/15/21	
Benzaldehyde	1700	U	1700	80	1	06/16/21 15:52	6/15/21	
Benzo(a)pyrene	330	U	330	88	1	06/16/21 15:52	6/15/21	
Benzo(b)fluoranthene	330	U	330	56	1	06/16/21 15:52	6/15/21	
Benzo(g,h,i)perylene	330	U	330	76	1	06/16/21 15:52	6/15/21	
Benzo(k)fluoranthene	330	U	330	54	1	06/16/21 15:52	6/15/21	
Biphenyl	330	U	330	98	1	06/16/21 15:52	6/15/21	
2,2'-Oxybis(1-chloropropane)	330	U	330	68	1	06/16/21 15:52	6/15/21	
Bis(2-chloroethoxy)methane	330	U	330	81	1	06/16/21 15:52	6/15/21	
Bis(2-chloroethyl) Ether	330	U	330	66	1	06/16/21 15:52	6/15/21	
Bis(2-ethylhexyl) Phthalate	500	U	500	61	1	06/16/21 15:52	6/15/21	
Butyl Benzyl Phthalate	330	U	330	40	1	06/16/21 15:52	6/15/21	

ALS Group USA, Corp.
dba ALS Environmental

Analytical Report

Client:	LU Engineers	**Service Request:**	R2105887
Project:	Orchard Street/4235-01	**Date Collected:**	NA
Sample Matrix:	Soil	**Date Received:**	NA
Sample Name:	Method Blank	**Units:**	ug/Kg
Lab Code:	RQ2106778-01	**Basis:**	Dry

Semivolatile Organic Compounds by GC/MS using Microwave Digestion

Analysis Method: 8270D
Prep Method: EPA 3546

Analyte Name	Result	MRL	MDL	Dil.	Date Analyzed	Date Extracted	Q
Caprolactam	330 U	330	73	1	06/16/21 15:52	6/15/21	
Carbazole	330 U	330	54	1	06/16/21 15:52	6/15/21	
Chrysene	330 U	330	49	1	06/16/21 15:52	6/15/21	
Di-n-butyl Phthalate	330 U	330	54	1	06/16/21 15:52	6/15/21	
Di-n-octyl Phthalate	330 U	330	120	1	06/16/21 15:52	6/15/21	
Dibenz(a,h)anthracene	330 U	330	72	1	06/16/21 15:52	6/15/21	
Dibenzofuran	330 U	330	61	1	06/16/21 15:52	6/15/21	
Diethyl Phthalate	330 U	330	59	1	06/16/21 15:52	6/15/21	
Dimethyl Phthalate	330 U	330	63	1	06/16/21 15:52	6/15/21	
Fluoranthene	330 U	330	83	1	06/16/21 15:52	6/15/21	
Fluorene	330 U	330	62	1	06/16/21 15:52	6/15/21	
Hexachlorobenzene	330 U	330	80	1	06/16/21 15:52	6/15/21	
Hexachlorobutadiene	330 U	330	57	1	06/16/21 15:52	6/15/21	
Hexachlorocyclopentadiene	330 U	330	110	1	06/16/21 15:52	6/15/21	
Hexachloroethane	330 U	330	62	1	06/16/21 15:52	6/15/21	
Indeno(1,2,3-cd)pyrene	330 U	330	110	1	06/16/21 15:52	6/15/21	
Isophorone	330 U	330	69	1	06/16/21 15:52	6/15/21	
N-Nitrosodi-n-propylamine	330 U	330	110	1	06/16/21 15:52	6/15/21	
N-Nitrosodiphenylamine	330 U	330	210	1	06/16/21 15:52	6/15/21	
Naphthalene	330 U	330	62	1	06/16/21 15:52	6/15/21	
Nitrobenzene	330 U	330	59	1	06/16/21 15:52	6/15/21	
Pentachlorophenol (PCP)	1700 U	1700	330	1	06/16/21 15:52	6/15/21	
Phenanthrene	330 U	330	47	1	06/16/21 15:52	6/15/21	
Phenol	330 U	330	67	1	06/16/21 15:52	6/15/21	
Pyrene	330 U	330	55	1	06/16/21 15:52	6/15/21	

Surrogate Name	% Rec	Control Limits	Date Analyzed	Q
2,4,6-Tribromophenol	87	10 - 109	06/16/21 15:52	
2-Fluorobiphenyl	74	10 - 102	06/16/21 15:52	
2-Fluorophenol	71	10 - 88	06/16/21 15:52	
Nitrobenzene-d5	76	10 - 95	06/16/21 15:52	
Phenol-d6	66	10 - 145	06/16/21 15:52	
Terphenyl-d14	106	10 - 106	06/16/21 15:52	

ALS Group USA, Corp.
dba ALS Environmental

QA/QC Report

Client:	LU Engineers	**Service Request:**	R2105887
Project:	Orchard Street/4235-01	**Date Analyzed:**	06/17/21 13:49
Sample Matrix:	Soil	**Date Extracted:**	06/15/21

Lab Control Sample Summary
Semivolatile Organic Compounds by GC/MS using Microwave Digestion

Sample Name:	Lab Control Sample	**Instrument ID:**	R-MS-51
Lab Code:	RQ2106778-02	**File ID:**	I:\ACQUDATA\5973A\DATA\061721\EE140.D\
Analysis Method:	8270D	**Analysis Lot:**	727755,727817
Prep Method:	EPA 3546	**Extraction Lot:**	381371

This Lab Control Sample applies to the following analyses.

Sample Name	Lab Code	File ID	Date Analyzed
Method Blank	RQ2106778-01	I:\ACQUDATA\5973A\DATA\061621\EE110.D\	06/16/21 15:52
Duplicate Lab Control Sample	RQ2106778-03	I:\ACQUDATA\5973A\DATA\061621\EE112.D\	06/16/21 16:47
TP-01 (350)	R2105887-001	I:\ACQUDATA\5973A\DATA\061621\EE118.D\	06/16/21 19:38
TP-07 (350)	R2105887-005	I:\ACQUDATA\5973A\DATA\061621\EE119.D\	06/16/21 20:07
TP-12 (350)	R2105887-009	I:\ACQUDATA\5973A\DATA\061621\EE121.D\	06/16/21 21:04
TP-08 (370)	R2105887-015	I:\ACQUDATA\5973A\DATA\061621\EE125.D\	06/16/21 22:59
TP-10+11 (370)	R2105887-019	I:\ACQUDATA\5973A\DATA\061621\EE126.D\	06/16/21 23:28
TP-10+11 (370)MS	RQ2106778-04	I:\ACQUDATA\5973A\DATA\061621\EE127.D\	06/16/21 23:56
TP-10+11 (370)DMS	RQ2106778-05	I:\ACQUDATA\5973A\DATA\061621\EE128.D\	06/17/21 00:25
Field Duplicate	R2105887-021	I:\ACQUDATA\5973A\DATA\061621\EE129.D\	06/17/21 00:53
TP-10 (350)	R2105887-007	I:\ACQUDATA\5973A\DATA\061721\EE142.D\	06/17/21 16:10
TP-01 (370)	R2105887-010	I:\ACQUDATA\5973A\DATA\061721\EE143.D\	06/17/21 16:38
TP-05+06 (370/350)	R2105887-012	I:\ACQUDATA\5973A\DATA\061721\EE144.D\	06/17/21 17:07
TP-06 (370)	R2105887-013	I:\ACQUDATA\5973A\DATA\061721\EE145.D\	06/17/21 17:34

ALS Group USA, Corp.
dba ALS Environmental

QA/QC Report

Client: LU Engineers
Project: Orchard Street/4235-01
Sample Matrix: Soil

Service Request: R2105887
Date Analyzed: 06/17/21

Duplicate Lab Control Sample Summary
Semivolatile Organic Compounds by GC/MS using Microwave Digestion

Units:ug/Kg
Basis: Dry

		Lab Control Sample RQ2106778-02			Duplicate Lab Control Sample RQ2106778-03					
Analyte Name	**Analytical Method**	**Result**	**Spike Amount**	**% Rec**	**Result**	**Spike Amount**	**% Rec**	**% Rec Limits**	**RPD**	**RPD Limit**
1,2,4,5-Tetrachlorobenzene	8270D	2790	3470	80	2420	3540	68	13-145	14	30
1,4-Dioxane	8270D	1560	3470	45	1390	3540	39	31-130	12	30
2,3,4,6-Tetrachlorophenol	8270D	3020	3470	87	2770	3540	78	55-98	9	30
2,4,5-Trichlorophenol	8270D	3040	3470	88	2630	3540	74	52-93	14	30
2,4,6-Trichlorophenol	8270D	3000	3470	87	2570	3540	73	50-89	15	30
2,4-Dichlorophenol	8270D	2680	3470	77	2340	3540	66	50-84	14	30
2,4-Dimethylphenol	8270D	2610	3470	75	2330	3540	66	50-86	11	30
2,4-Dinitrophenol	8270D	1950	3470	56	1770 J	3540	50	20-101	10	30
2,4-Dinitrotoluene	8270D	3830	3470	111 *	3460	3540	98	60-106	10	30
2,6-Dinitrotoluene	8270D	3590	3470	104 *	3270	3540	92	57-100	9	30
2-Chloronaphthalene	8270D	2920	3470	84	2540	3540	72	51-91	14	30
2-Chlorophenol	8270D	2610	3470	75	2190	3540	62	45-83	17	30
2-Methylnaphthalene	8270D	2660	3470	77	2340	3540	66	50-86	13	30
2-Methylphenol	8270D	2620	3470	76	2330	3540	66	47-90	12	30
2-Nitroaniline	8270D	3120	3470	90	2870	3540	81	50-101	8	30
2-Nitrophenol	8270D	2980	3470	86 *	2510	3540	71	48-83	17	30
3- and 4-Methylphenol Coelution	8270D	2620	3470	76	2400	3540	68	47-90	9	30
3-Nitroaniline	8270D	2900	3470	84	2750	3540	78	42-85	5	30
4,6-Dinitro-2-methylphenol	8270D	2530	3470	73	2390	3540	68	42-98	5	30
4-Bromophenyl Phenyl Ether	8270D	2770	3470	80	2570	3540	73	54-94	7	30
4-Chloro-3-methylphenol	8270D	2600	3470	75	2390	3540	68	51-89	8	30
4-Chloroaniline	8270D	2480	3470	71	2190	3540	62	32-77	12	30
4-Chlorophenyl Phenyl Ether	8270D	2800	3470	81	2800	3540	79	53-93	<1	30
4-Nitroaniline	8270D	2930	3470	84	2960	3540	84	55-100	1	30
4-Nitrophenol	8270D	2300	3470	66	2080	3540	59	44-102	10	30
Acenaphthene	8270D	2900	3470	84	2560	3540	72	52-91	12	30
Acenaphthylene	8270D	3150	3470	91	2800	3540	79	53-97	12	30
Acetophenone	8270D	4920	6930	71	4340	7080	61	38-80	12	30
Anthracene	8270D	3180	3470	92	2970	3540	84	63-98	7	30
Benz(a)anthracene	8270D	3220	3470	93	3030	3540	86	59-99	6	30
Benzo(a)pyrene	8270D	4090	3470	118	3750	3540	106	71-129	9	30
Benzo(b)fluoranthene	8270D	3320	3470	96	2990	3540	84	59-101	11	30
Benzo(g,h,i)perylene	8270D	3770	3470	109	3780	3540	107	67-113	<1	30

ALS Group USA, Corp.
dba ALS Environmental

QA/QC Report

Client: LU Engineers
Project: Orchard Street/4235-01
Sample Matrix: Soil

Service Request: R2105887
Date Analyzed: 06/17/21

Duplicate Lab Control Sample Summary
Semivolatile Organic Compounds by GC/MS using Microwave Digestion

Units:ug/Kg
Basis: Dry

		Lab Control Sample RQ2106778-02			Duplicate Lab Control Sample RQ2106778-03					
Analyte Name	**Analytical Method**	**Result**	**Spike Amount**	**% Rec**	**Result**	**Spike Amount**	**% Rec**	**% Rec Limits**	**RPD**	**RPD Limit**
Benzo(k)fluoranthene	8270D	3470	3470	100	3190	3540	90	64-107	9	30
Biphenyl	8270D	2870	3470	83	2520	3540	71	43-88	13	30
2,2'-Oxybis(1-chloropropane)	8270D	2500	3470	72	2240	3540	63	45-85	11	30
Bis(2-chloroethoxy)methane	8270D	2640	3470	76	2340	3540	66	51-91	12	30
Bis(2-chloroethyl) Ether	8270D	2550	3470	74	2190	3540	62	46-87	15	30
Bis(2-ethylhexyl) Phthalate	8270D	3400	3470	98	3090	3540	87	67-108	10	30
Butyl Benzyl Phthalate	8270D	3330	3470	96	3110	3540	88	67-107	7	30
Caprolactam	8270D	2690	3470	78	2520	3540	71	50-91	7	30
Carbazole	8270D	3210	3470	93	3060	3540	86	62-109	5	30
Chrysene	8270D	3290	3470	95	3060	3540	87	62-103	7	30
Di-n-butyl Phthalate	8270D	3390	3470	98	3180	3540	90	66-109	6	30
Di-n-octyl Phthalate	8270D	3780	3470	109	3340	3540	94	65-114	12	30
Dibenz(a,h)anthracene	8270D	3680	3470	106	3450	3540	97	58-119	6	30
Dibenzofuran	8270D	2960	3470	86	2670	3540	75	52-93	10	30
Diethyl Phthalate	8270D	3070	3470	88	2830	3540	80	56-96	8	30
Dimethyl Phthalate	8270D	3080	3470	89	2770	3540	78	55-94	10	30
Fluoranthene	8270D	3180	3470	92	3000	3540	85	59-104	6	30
Fluorene	8270D	2860	3470	83	2780	3540	79	54-93	3	30
Hexachlorobenzene	8270D	2830	3470	82	2610	3540	74	55-97	8	30
Hexachlorobutadiene	8270D	2690	3470	78	2340	3540	66	47-87	14	30
Hexachlorocyclopentadiene	8270D	1900	3470	55	1630	3540	46	10-125	15	30
Hexachloroethane	8270D	2490	3470	72	2170	3540	61	41-77	14	30
Indeno(1,2,3-cd)pyrene	8270D	3600	3470	104	3410	3540	96	64-114	6	30
Isophorone	8270D	2570	3470	74	2340	3540	66	40-81	10	30
N-Nitrosodi-n-propylamine	8270D	2510	3470	72	2280	3540	64	43-89	9	30
N-Nitrosodiphenylamine	8270D	3010	3470	87	3000	3540	85	53-107	<1	30
Naphthalene	8270D	2560	3470	74	2240	3540	63	48-85	13	30
Nitrobenzene	8270D	2680	3470	77	2310	3540	65	46-84	15	30
Pentachlorophenol (PCP)	8270D	2240	3470	65	2020	3540	57	34-118	10	30
Phenanthrene	8270D	3000	3470	87	2800	3540	79	60-95	7	30
Phenol	8270D	2740	3470	79	2360	3540	67	44-90	15	30
Pyrene	8270D	3420	3470	99	3160	3540	89	65-107	8	30

Client: LU Engineers **Service Request:**R2105887
Project: Orchard Street/4235-01 **Date Analyzed:**06/16/21 14:16

Tune Summary
Semivolatile Organic Compounds by GC/MS using Microwave Digestion

File ID: I:\ACQUDATA\5973A\DATA\061621\EE107.D\ **Analytical Method:** 8270D
Instrument ID: R-MS-51 **Analysis Lot:** 727755

Target Mass	Relative to Mass	Lower Limit %	Upper Limit %	Relative Abundance %	Raw Abundance	Result Pass/Fail
51	198	10	80	41.77	31157	Pass
68	69	0.00	2	0.00	0	Pass
69	198	0.00	100	46.14	34421	Pass
70	69	0.00	2	0.98	336	Pass
127	198	10	80	53.68	40043	Pass
197	198	0.00	2	0.00	0	Pass
198	198	100	100	100.00	74595	Pass
199	198	5	9	5.82	4345	Pass
275	198	10	60	22.72	16951	Pass
365	198	1	100	2.87	2142	Pass
441	442	0.01	24	18.55	12698	Pass
442	442	100	100	100.00	68441	Pass
443	442	15	24	20.02	13705	Pass

Sample Name	Lab Code	File ID:	Date Analyzed:	Q
Continuing Calibration Verification	RQ2106898-02	I:\ACQUDATA\5973A\DATA\061621\EE108.D\	06/16/21 14:40	
Method Blank	RQ2106778-01	I:\ACQUDATA\5973A\DATA\061621\EE110.D\	06/16/21 15:52	
Duplicate Lab Control Sample	RQ2106778-03	I:\ACQUDATA\5973A\DATA\061621\EE112.D\	06/16/21 16:47	
TP-01 (350)	R2105887-001	I:\ACQUDATA\5973A\DATA\061621\EE118.D\	06/16/21 19:38	
TP-07 (350)	R2105887-005	I:\ACQUDATA\5973A\DATA\061621\EE119.D\	06/16/21 20:07	
TP-12 (350)	R2105887-009	I:\ACQUDATA\5973A\DATA\061621\EE121.D\	06/16/21 21:04	
TP-08 (370)	R2105887-015	I:\ACQUDATA\5973A\DATA\061621\EE125.D\	06/16/21 22:59	
TP-10+11 (370)	R2105887-019	I:\ACQUDATA\5973A\DATA\061621\EE126.D\	06/16/21 23:28	
TP-10+11 (370)	RQ2106778-04	I:\ACQUDATA\5973A\DATA\061621\EE127.D\	06/16/21 23:56	
TP-10+11 (370)	RQ2106778-05	I:\ACQUDATA\5973A\DATA\061621\EE128.D\	06/17/21 00:25	
Field Duplicate	R2105887-021	I:\ACQUDATA\5973A\DATA\061621\EE129.D\	06/17/21 00:53	

Client: LU Engineers **Service Request:**R2105887
Project: Orchard Street/4235-01 **Date Analyzed:**06/17/21 09:59

Tune Summary
Semivolatile Organic Compounds by GC/MS using Microwave Digestion

File ID: I:\ACQUDATA\5973A\DATA\061721\EE132.D\ **Analytical Method:** 8270D
Instrument ID: R-MS-51 **Analysis Lot:** 727817

Target Mass	Relative to Mass	Lower Limit %	Upper Limit %	Relative Abundance %	Raw Abundance	Result Pass/Fail
51	198	10	80	38.23	38048	Pass
68	69	0.00	2	0.00	0	Pass
69	198	0.00	100	43.34	43134	Pass
70	69	0.00	2	0.77	333	Pass
127	198	10	80	51.71	51461	Pass
197	198	0.00	2	0.00	0	Pass
198	198	100	100	100.00	99523	Pass
199	198	5	9	7.15	7117	Pass
275	198	10	60	23.34	23229	Pass
365	198	1	100	2.88	2864	Pass
441	442	0.01	24	17.78	17605	Pass
442	442	100	100	100.00	99037	Pass
443	442	15	24	19.54	19351	Pass

Sample Name	Lab Code	File ID:	Date Analyzed:	Q
Continuing Calibration Verification	RQ2107054-04	I:\ACQUDATA\5973A\DATA\061721\EE135.D\	06/17/21 11:20	
Lab Control Sample	RQ2106778-02	I:\ACQUDATA\5973A\DATA\061721\EE140.D\	06/17/21 13:49	
TP-10 (350)	R2105887-007	I:\ACQUDATA\5973A\DATA\061721\EE142.D\	06/17/21 16:10	
TP-01 (370)	R2105887-010	I:\ACQUDATA\5973A\DATA\061721\EE143.D\	06/17/21 16:38	
TP-05+06 (370/350)	R2105887-012	I:\ACQUDATA\5973A\DATA\061721\EE144.D\	06/17/21 17:07	
TP-06 (370)	R2105887-013	I:\ACQUDATA\5973A\DATA\061721\EE145.D\	06/17/21 17:34	

ALS Group USA, Corp.
dba ALS Environmental

QA/QC Report

Client: LU Engineers **Service Request:**R2105887
Project: Orchard Street/4235-01 **Date Analyzed:**06/16/21 14:40

Internal Standard Area and RT SUMMARY
Semivolatile Organic Compounds by GC/MS using Microwave Digestion

File ID: I:\ACQUDATA\5973A\DATA\061621\EE108.D\ **Lab Code:**RQ2106898-02
Instrument ID: R-MS-51 **Analysis Lot:**727755
Analysis Method: 8270D **Signal ID:**1

		1,4-Dichlorobenzene-d4		Acenaphthene-d10		Chrysene-d12	
		Area	**RT**	**Area**	**RT**	**Area**	**RT**
	Result ==>	173,009	4.66	381,494	7.53	594,688	12.20
	Upper Limit ==>	346,018	5.16	762,988	8.03	1,189,376	12.70
	Lower Limit ==>	86,505	4.16	190,747	7.03	297,344	11.70
Associated Analyses							
Method Blank	RQ2106778-01	192189	4.66	379848	7.53	575243	12.19
Duplicate Lab Control Sample	RQ2106778-03	188929	4.66	392107	7.53	612357	12.19
TP-01 (350)	R2105887-001	211335	4.66	429892	7.53	668533	12.20
TP-07 (350)	R2105887-005	209820	4.66	423661	7.53	652837	12.19
TP-12 (350)	R2105887-009	201394	4.66	401365	7.53	615239	12.20
TP-08 (370)	R2105887-015	219292	4.66	445345	7.53	670965	12.20
TP-10+11 (370)	R2105887-019	233894	4.66	478264	7.53	715235	12.20
TP-10+11 (370)MS	RQ2106778-04	226140	4.66	462060	7.54	682323	12.21
TP-10+11 (370)DMS	RQ2106778-05	218092	4.66	446614	7.53	653439	12.21
Field Duplicate	R2105887-021	223209	4.66	453487	7.53	679800	12.20

ALS Group USA, Corp.
dba ALS Environmental

QA/QC Report

Client: LU Engineers **Service Request:**R2105887
Project: Orchard Street/4235-01 **Date Analyzed:**06/16/21 14:40

Internal Standard Area and RT SUMMARY
Semivolatile Organic Compounds by GC/MS using Microwave Digestion

File ID: I:\ACQUDATA\5973A\DATA\061621\EE108.D\ **Lab Code:**RQ2106898-02
Instrument ID: R-MS-51 **Analysis Lot:**727755
Analysis Method: 8270D **Signal ID:**1

		Naphthalene-d8		Perylene-d12		Phenanthrene-d10	
		Area	**RT**	**Area**	**RT**	**Area**	**RT**
	Result ==>	688,917	5.83	635,699	15.07	626,639	9.00
	Upper Limit ==>	1,377,834	6.33	1,271,398	15.57	1,253,278	9.50
	Lower Limit ==>	344,459	5.33	317,850	14.57	313,320	8.50
Associated Analyses							
Method Blank	RQ2106778-01	713089	5.83	637709	15.06	657093	8.99
Duplicate Lab Control Sample	RQ2106778-03	743234	5.83	655925	15.06	682294	8.99
TP-01 (350)	R2105887-001	807789	5.83	688419	15.07	735719	9.00
TP-07 (350)	R2105887-005	791611	5.83	665085	15.07	721627	9.00
TP-12 (350)	R2105887-009	768476	5.83	645166	15.08	697559	9.00
TP-08 (370)	R2105887-015	843753	5.83	672674	15.08	750291	9.00
TP-10+11 (370)	R2105887-019	879086	5.83	712227	15.08	823823	9.00
TP-10+11 (370)MS	RQ2106778-04	864413	5.83	683100	15.09	770389	9.00
TP-10+11 (370)DMS	RQ2106778-05	801772	5.83	651688	15.09	755163	9.00
Field Duplicate	R2105887-021	845753	5.83	682646	15.09	775606	9.00

Client: LU Engineers **Service Request:**R2105887
Project: Orchard Street/4235-01 **Date Analyzed:**06/17/21 11:20

Internal Standard Area and RT SUMMARY

Semivolatile Organic Compounds by GC/MS using Microwave Digestion

File ID: I:\ACQUDATA\5973A\DATA\061721\EE135.D\ **Lab Code:**RQ2107054-04
Instrument ID: R-MS-51 **Analysis Lot:**727817
Analysis Method: 8270D **Signal ID:**1

		1,4-Dichlorobenzene-d4		Acenaphthene-d10		Chrysene-d12	
		Area	**RT**	**Area**	**RT**	**Area**	**RT**
	Result ==>	193,557	4.64	389,595	7.52	593,814	12.17
	Upper Limit ==>	387,114	5.14	779,190	8.02	1,187,628	12.67
	Lower Limit ==>	96,779	4.14	194,798	7.02	296,907	11.67
Associated Analyses							
Lab Control Sample	RQ2106778-02	221747	4.64	428725	7.51	654996	12.17
TP-10 (350)	R2105887-007	204864	4.63	413925	7.51	593593	12.17
TP-01 (370)	R2105887-010	225012	4.64	454896	7.51	684909	12.17
TP-05+06 (370/350)	R2105887-012	210960	4.64	406140	7.51	620620	12.17
TP-06 (370)	R2105887-013	214557	4.64	405284	7.51	625821	12.17

Client: LU Engineers **Service Request:**R2105887
Project: Orchard Street/4235-01 **Date Analyzed:**06/17/21 11:20

Internal Standard Area and RT SUMMARY

Semivolatile Organic Compounds by GC/MS using Microwave Digestion

File ID: I:\ACQUDATA\5973A\DATA\061721\EE135.D\ **Lab Code:**RQ2107054-04
Instrument ID: R-MS-51 **Analysis Lot:**727817
Analysis Method: 8270D **Signal ID:**1

		Naphthalene-d8		Perylene-d12		Phenanthrene-d10	
		Area	**RT**	**Area**	**RT**	**Area**	**RT**
	Result ==>	744,855	5.81	627,046	15.03	676,705	8.98
	Upper Limit ==>	1,489,710	6.31	1,254,092	15.53	1,353,410	9.48
	Lower Limit ==>	372,428	5.31	313,523	14.53	338,353	8.48
Associated Analyses							
Lab Control Sample	RQ2106778-02	849042	5.81	673714	15.03	748107	8.98
TP-10 (350)	R2105887-007	796621	5.80	638281	15.04	714386	8.98
TP-01 (370)	R2105887-010	853520	5.81	749564	15.05	771766	8.98
TP-05+06 (370/350)	R2105887-012	794828	5.81	663738	15.03	689612	8.98
TP-06 (370)	R2105887-013	823460	5.81	663430	15.04	730440	8.98

Semivolatile Organic Compounds by GC

ALS Environmental—Rochester Laboratory
1565 Jefferson Road, Building 300, Suite 360, Rochester, NY 14623
Phone (585) 288-5380 Fax (585) 288-8475
www.alsglobal.com

Client: LU Engineers **Service Request:** R2105887
Project: Orchard Street/4235-01
Sample Matrix: Soil

SURROGATE RECOVERY SUMMARY

Organochlorine Pesticides by Gas Chromatography using Microwave Extraction

Analysis Method: 8081B
Extraction Method: EPA 3546

Sample Name	Lab Code	Decachlorobiphenyl 10-145	Tetrachloro-m-xylene 10-123
TP-07 (350)	R2105887-005	78	70
TP-05+06 (370/350)	R2105887-012	58	65
TP-10+11 (370)	R2105887-019	61	64
Method Blank	RQ2106851-01	81	77
Lab Control Sample	RQ2106851-02	78	79
Duplicate Lab Control Sample	RQ2106851-03	77	79
TP-10+11 (370) MS	RQ2106851-08	55	60
TP-10+11 (370) DMS	RQ2106851-09	54	58

ALS Group USA, Corp.
dba ALS Environmental

QA/QC Report

Client:	LU Engineers	**Service Request:**	R2105887
Project:	Orchard Street/4235-01	**Date Collected:**	06/04/21
Sample Matrix:	Soil	**Date Received:**	06/11/21
		Date Analyzed:	06/22/21
		Date Extracted:	06/16/21

Duplicate Matrix Spike Summary
Organochlorine Pesticides by Gas Chromatography using Microwave Extraction

Sample Name:	TP-10+11 (370)	**Units:**	ug/Kg
Lab Code:	R2105887-019	**Basis:**	Dry
Analysis Method:	8081B		
Prep Method:	EPA 3546		

		Matrix Spike RQ2106851-08			**Duplicate Matrix Spike** RQ2106851-09					
Analyte Name	**Sample Result**	**Result**	**Spike Amount**	**% Rec**	**Result**	**Spike Amount**	**% Rec**	**% Rec Limits**	**RPD**	**RPD Limit**
4,4'-DDD	2.0 U	3.81	7.78	49	3.86	8.10	48	10-165	1	30
4,4'-DDE	2.0 U	5.37	7.78	69	4.50	8.10	56	10-200	17	30
4,4'-DDT	2.0 U	2.66	7.78	34	2.80	8.10	35	10-200	5	30
Aldrin	2.0 U	4.38	7.78	56	4.51	8.10	56	10-171	3	30
Dieldrin	2.0 U	3.50	7.78	45	4.15	8.10	51	10-200	17	30
Endosulfan I	2.0 U	3.21	7.78	41	2.93	8.10	36	10-174	9	30
Endosulfan II	2.0 U	2.54	7.78	33	2.71	8.10	33	10-185	7	30
Endosulfan Sulfate	2.0 U	1.68 J	7.78	22	1.72 J	8.10	21	10-155	2	30
Endrin	2.0 U	3.56	7.78	46	3.04	8.10	37	10-200	16	30
Heptachlor	2.0 U	3.42	7.78	44	3.84	8.10	47	12-160	11	30
alpha-BHC	2.0 U	4.17	7.78	54	3.96	8.10	49	10-149	5	30
alpha-Chlordane	2.0 U	3.96	7.78	51	3.99	8.10	49	10-175	<1	30
beta-BHC	2.0 U	5.23	7.78	67	3.21	8.10	40	10-162	48*	30
delta-BHC	1.2 J	2.56	7.78	18	2.39	8.10	15	10-157	7	30
Lindane	2.0 U	2.69	7.78	35	2.55	8.10	31	10-170	5	30

Results flagged with an asterisk (*) indicate values outside control criteria.

Results flagged with a pound (#) indicate the control criteria is not applicable.

Percent recoveries and relative percent differences (RPD) are determined by the software using values in the calculation which have not been rounded.

Matrix Spike and Matrix Spike Duplicate Data is presented for information purposes only. The matrix may or may not be relevant to samples reported in this report. The laboratory evaluates system performance based on the LCS and LCSD control limits.

Client:	LU Engineers	**Service Request:**	R2105887
Project:	Orchard Street/4235-01	**Date Analyzed:**	NA
Sample Matrix:	Soil		

Method Blank Summary
Organochlorine Pesticides by Gas Chromatography using Microwave Extraction

Sample Name:		**Instrument ID:**	
Lab Code:		**File ID:**	
Analysis Method:	8081B	**Analysis Lot:**	728217

This Method Blank applies to the following analyses.

Sample Name	Lab Code	File ID	Date Analyzed
Performance Evaluation	RQ2107098-02	I:\ACQUDATA\7890m\DATA\061821\AZ8593.D\	06/18/21 14:20
Performance Evaluation	RQ2107211-02	I:\ACQUDATA\7890m\DATA\062221\AZ8637.D\	06/22/21 13:11

ALS Group USA, Corp.
dba ALS Environmental

QA/QC Report

Client:	LU Engineers	**Service Request:**	R2105887
Project:	Orchard Street/4235-01	**Date Analyzed:**	06/19/21 01:23
Sample Matrix:	Soil	**Date Extracted:**	06/16/21

Method Blank Summary
Organochlorine Pesticides by Gas Chromatography using Microwave Extraction

Sample Name:	Method Blank	**Instrument ID:**	R-GC-62
Lab Code:	RQ2106851-01	**File ID:**	I:\ACQUDATA\7890m\DATA\061821\AZ8626.D\
Analysis Method:	8081B	**Analysis Lot:**	728217,728448
Prep Method:	EPA 3546	**Extraction Lot:**	381429

This Method Blank applies to the following analyses.

Sample Name	Lab Code	File ID	Date Analyzed
Lab Control Sample	RQ2106851-02	I:\ACQUDATA\7890m\DATA\061821\AZ8627.D\	06/19/21 01:43
Duplicate Lab Control Sample	RQ2106851-03	I:\ACQUDATA\7890m\DATA\061821\AZ8628.D\	06/19/21 02:03
TP-07 (350)	R2105887-005	I:\ACQUDATA\7890m\DATA\062221\AZ8642.D\	06/22/21 14:51
TP-05+06 (370/350)	R2105887-012	I:\ACQUDATA\7890m\DATA\062221\AZ8643.D\	06/22/21 15:11
TP-10+11 (370)	R2105887-019	I:\ACQUDATA\7890m\DATA\062221\AZ8644.D\	06/22/21 15:31
TP-10+11 (370)MS	RQ2106851-08	I:\ACQUDATA\7890m\DATA\062221\AZ8645.D\	06/22/21 15:51
TP-10+11 (370)DMS	RQ2106851-09	I:\ACQUDATA\7890m\DATA\062221\AZ8646.D\	06/22/21 16:11

ALS Group USA, Corp.
dba ALS Environmental

Analytical Report

Client:	LU Engineers	**Service Request:**	R2105887
Project:	Orchard Street/4235-01	**Date Collected:**	NA
Sample Matrix:	Soil	**Date Received:**	NA
Sample Name:	Method Blank	**Units:**	ug/Kg
Lab Code:	RQ2106851-01	**Basis:**	Dry

Organochlorine Pesticides by Gas Chromatography using Microwave Extraction

Analysis Method: 8081B
Prep Method: EPA 3546

Analyte Name	Result	MRL	MDL	Dil.	Date Analyzed	Date Extracted	Q
4,4'-DDD	1.7 U	1.7	0.84	1	06/19/21 01:23	6/16/21	
4,4'-DDE	1.7 U	1.7	0.84	1	06/19/21 01:23	6/16/21	
4,4'-DDT	1.7 U	1.7	0.84	1	06/19/21 01:23	6/16/21	
Aldrin	1.7 U	1.7	0.84	1	06/19/21 01:23	6/16/21	
Dieldrin	1.7 U	1.7	0.84	1	06/19/21 01:23	6/16/21	
Endosulfan I	1.7 U	1.7	0.84	1	06/19/21 01:23	6/16/21	
Endosulfan II	1.7 U	1.7	0.84	1	06/19/21 01:23	6/16/21	
Endosulfan Sulfate	1.7 U	1.7	0.84	1	06/19/21 01:23	6/16/21	
Endrin	1.7 U	1.7	0.84	1	06/19/21 01:23	6/16/21	
Heptachlor	1.7 U	1.7	0.84	1	06/19/21 01:23	6/16/21	
alpha-BHC	1.7 U	1.7	0.84	1	06/19/21 01:23	6/16/21	
alpha-Chlordane	1.7 U	1.7	0.84	1	06/19/21 01:23	6/16/21	
beta-BHC	1.7 U	1.7	0.84	1	06/19/21 01:23	6/16/21	
delta-BHC	1.7 U	1.7	0.84	1	06/19/21 01:23	6/16/21	
Lindane	1.7 U	1.7	0.84	1	06/19/21 01:23	6/16/21	

Surrogate Name	% Rec	Control Limits	Date Analyzed	Q
Decachlorobiphenyl	81	10 - 145	06/19/21 01:23	
Tetrachloro-m-xylene	77	10 - 123	06/19/21 01:23	

ALS Group USA, Corp.
dba ALS Environmental

QA/QC Report

Client:	LU Engineers	**Service Request:**	R2105887
Project:	Orchard Street/4235-01	**Date Analyzed:**	NA
Sample Matrix:	Soil		

Lab Control Sample Summary
Organochlorine Pesticides by Gas Chromatography using Microwave Extraction

Sample Name:		**Instrument ID:**	
Lab Code:		**File ID:**	
Analysis Method:	8081B	**Analysis Lot:**	728217

This Lab Control Sample applies to the following analyses.

Sample Name	Lab Code	File ID	Date Analyzed
Performance Evaluation	RQ2107098-02	I:\ACQUDATA\7890m\DATA\061821\AZ8593.D\	06/18/21 14:20
Performance Evaluation	RQ2107211-02	I:\ACQUDATA\7890m\DATA\062221\AZ8637.D\	06/22/21 13:11

ALS Group USA, Corp.
dba ALS Environmental

QA/QC Report

Client:	LU Engineers	**Service Request:**	R2105887
Project:	Orchard Street/4235-01	**Date Analyzed:**	06/19/21 01:43
Sample Matrix:	Soil	**Date Extracted:**	06/16/21

Lab Control Sample Summary
Organochlorine Pesticides by Gas Chromatography using Microwave Extraction

Sample Name:	Lab Control Sample	**Instrument ID:**	R-GC-62
Lab Code:	RQ2106851-02	**File ID:**	I:\ACQUDATA\7890m\DATA\061821\AZ8627.D\
Analysis Method:	8081B	**Analysis Lot:**	728217,728448
Prep Method:	EPA 3546	**Extraction Lot:**	381429

This Lab Control Sample applies to the following analyses.

Sample Name	Lab Code	File ID	Date Analyzed
Method Blank	RQ2106851-01	I:\ACQUDATA\7890m\DATA\061821\AZ8626.D\	06/19/21 01:23
Duplicate Lab Control Sample	RQ2106851-03	I:\ACQUDATA\7890m\DATA\061821\AZ8628.D\	06/19/21 02:03
TP-07 (350)	R2105887-005	I:\ACQUDATA\7890m\DATA\062221\AZ8642.D\	06/22/21 14:51
TP-05+06 (370/350)	R2105887-012	I:\ACQUDATA\7890m\DATA\062221\AZ8643.D\	06/22/21 15:11
TP-10+11 (370)	R2105887-019	I:\ACQUDATA\7890m\DATA\062221\AZ8644.D\	06/22/21 15:31
TP-10+11 (370)MS	RQ2106851-08	I:\ACQUDATA\7890m\DATA\062221\AZ8645.D\	06/22/21 15:51
TP-10+11 (370)DMS	RQ2106851-09	I:\ACQUDATA\7890m\DATA\062221\AZ8646.D\	06/22/21 16:11

ALS Group USA, Corp.
dba ALS Environmental

QA/QC Report

Client: LU Engineers
Project: Orchard Street/4235-01
Sample Matrix: Soil

Service Request: R2105887
Date Analyzed: 06/19/21

Duplicate Lab Control Sample Summary
Organochlorine Pesticides by Gas Chromatography using Microwave Extraction

Units:ug/Kg
Basis: Dry

					Lab Control Sample RQ2106851-02			Duplicate Lab Control Sample RQ2106851-03			
Analyte Name	**Analytical Method**	**Result**	**Spike Amount**	**% Rec**	**Result**	**Spike Amount**	**% Rec**	**% Rec Limits**	**RPD**	**RPD Limit**
4,4'-DDD	8081B	5.21	6.87	76	5.51	7.00	79	33-149	6	30
4,4'-DDE	8081B	5.45	6.87	79	5.78	7.00	83	38-147	6	30
4,4'-DDT	8081B	5.37	6.87	78	5.67	7.00	81	37-146	5	30
Aldrin	8081B	5.49	6.87	80	5.70	7.00	81	25-146	4	30
Dieldrin	8081B	5.55	6.87	81	5.87	7.00	84	40-140	6	30
Endosulfan I	8081B	5.47	6.87	80	5.70	7.00	81	35-116	4	30
Endosulfan II	8081B	5.35	6.87	78	5.61	7.00	80	39-122	5	30
Endosulfan Sulfate	8081B	5.23	6.87	76	5.61	7.00	80	31-132	7	30
Endrin	8081B	5.76	6.87	84	6.05	7.00	86	40-144	5	30
Heptachlor	8081B	5.39	6.87	78	5.69	7.00	81	34-142	5	30
alpha-BHC	8081B	5.44	6.87	79	5.69	7.00	81	28-145	5	30
alpha-Chlordane	8081B	5.49	6.87	80	5.76	7.00	82	37-114	5	30
beta-BHC	8081B	5.60	6.87	82	5.88	7.00	84	38-144	5	30
delta-BHC	8081B	5.38	6.87	78	5.76	7.00	82	30-153	7	30
Lindane	8081B	5.40	6.87	79	5.63	7.00	80	32-145	4	30

ALS Group USA, Corp.
dba ALS Environmental

Confirmation Results

Client:	LU Engineers	**Service Request:**	R2105887
Project:	Orchard Street/4235-01	**Date Collected:**	06/04/21 09:30
SRM Matrix:	Soil	**Date Received:**	6/11/21
Sample Name:	TP-10+11 (370)		
Lab Code:	R2105887-019		
		Units:	ug/Kg
		Basis:	Dry
		Percent Solids:	86.0

Organochlorine Pesticides by Gas Chromatography using Microwave Extraction

Analytical Method: 8081B
Prep Method: EPA 3546

	MDL	Primary Result	Confirmation Result	RPD	Q	Dilution Factor	Date Analyzed
delta-BHC	0.97	1.2	1.2	<1	J	1	06/22/21 15:31

ALS Group USA, Corp.
dba ALS Environmental

Confirmation Results

Client: LU Engineers
Project: Orchard Street/4235-01
SRM Matrix: Soil

Service Request: R2105887
Date Collected: NA
Date Received:

Sample Name: Lab Control Sample
Lab Code: RQ2106851-02

Units: ug/Kg
Basis: Dry

Organochlorine Pesticides by Gas Chromatography using Microwave Extraction

Analytical Method: 8081B
Prep Method: EPA 3546

	MDL	Primary Result	Confirmation Result	RPD	Q	Dilution Factor	Date Analyzed
4,4'-DDD	0.87	5.21	5.21	<1		1	06/19/21 01:43
4,4'-DDE	0.87	5.45	5.54	2		1	06/19/21 01:43
4,4'-DDT	0.87	5.37	5.45	1		1	06/19/21 01:43
Aldrin	0.87	5.49	5.52	<1		1	06/19/21 01:43
Dieldrin	0.87	5.55	5.59	<1		1	06/19/21 01:43
Endosulfan I	0.87	5.47	5.51	<1		1	06/19/21 01:43
Endosulfan II	0.87	5.35	5.38	<1		1	06/19/21 01:43
Endosulfan Sulfate	0.87	5.23	5.29	1		1	06/19/21 01:43
Endrin	0.87	5.76	5.82	1		1	06/19/21 01:43
Heptachlor	0.87	5.39	5.60	4		1	06/19/21 01:43
Lindane	0.87	5.40	5.58	3		1	06/19/21 01:43
alpha-BHC	0.87	5.44	5.57	2		1	06/19/21 01:43
alpha-Chlordane	0.87	5.49	5.58	2		1	06/19/21 01:43
beta-BHC	0.87	5.60	5.66	1		1	06/19/21 01:43
delta-BHC	0.87	5.38	5.51	2		1	06/19/21 01:43

ALS Group USA, Corp.
dba ALS Environmental

Confirmation Results

Client: LU Engineers
Project: Orchard Street/4235-01
SRM Matrix: Soil

Service Request: R2105887
Date Collected: NA
Date Received:

Sample Name: Duplicate Lab Control Sample
Lab Code: RQ2106851-03

Units: ug/Kg
Basis: Dry

Organochlorine Pesticides by Gas Chromatography using Microwave Extraction

Analytical Method: 8081B
Prep Method: EPA 3546

	MDL	Primary Result	Confirmation Result	RPD	Q	Dilution Factor	Date Analyzed
4,4'-DDD	0.89	5.51	5.51	<1		1	06/19/21 02:03
4,4'-DDE	0.89	5.78	5.87	2		1	06/19/21 02:03
4,4'-DDT	0.89	5.67	5.80	2		1	06/19/21 02:03
Aldrin	0.89	5.70	5.80	2		1	06/19/21 02:03
Dieldrin	0.89	5.87	5.87	<1		1	06/19/21 02:03
Endosulfan I	0.89	5.70	5.73	<1		1	06/19/21 02:03
Endosulfan II	0.89	5.61	5.68	1		1	06/19/21 02:03
Endosulfan Sulfate	0.89	5.61	5.66	<1		1	06/19/21 02:03
Endrin	0.89	6.05	6.11	<1		1	06/19/21 02:03
Heptachlor	0.89	5.69	5.82	2		1	06/19/21 02:03
Lindane	0.89	5.63	6.01	7		1	06/19/21 02:03
alpha-BHC	0.89	5.69	5.85	3		1	06/19/21 02:03
alpha-Chlordane	0.89	5.76	5.82	1		1	06/19/21 02:03
beta-BHC	0.89	5.88	5.97	2		1	06/19/21 02:03
delta-BHC	0.89	5.76	5.86	2		1	06/19/21 02:03

ALS Group USA, Corp.
dba ALS Environmental

Confirmation Results

Client:	LU Engineers	**Service Request:**	R2105887
Project:	Orchard Street/4235-01	**Date Collected:**	06/04/21 09:30
SRM Matrix:	Soil	**Date Received:**	6/11/21
Sample Name:	TP-10+11 (370)		
Lab Code:	RQ2106851-08		
		Units:	ug/Kg
		Basis:	Dry
		Percent Solids:	86.0

Organochlorine Pesticides by Gas Chromatography using Microwave Extraction

Analytical Method: 8081B
Prep Method: EPA 3546

	MDL	Primary Result	Confirmation Result	RPD	Q	Dilution Factor	Date Analyzed
4,4'-DDD	0.99	3.81	4.00	5		1	06/22/21 15:51
4,4'-DDE	0.99	5.37	6.28	16		1	06/22/21 15:51
4,4'-DDT	0.99	2.66	2.70	1		1	06/22/21 15:51
Aldrin	0.99	4.38	4.46	2		1	06/22/21 15:51
Dieldrin	0.99	3.50	3.92	11		1	06/22/21 15:51
Endosulfan I	0.99	3.21	3.22	<1		1	06/22/21 15:51
Endosulfan II	0.99	2.54	3.03	18		1	06/22/21 15:51
Endosulfan Sulfate	0.99	1.68	2.52	40	J	1	06/22/21 15:51
Endrin	0.99	3.56	3.98	11		1	06/22/21 15:51
Heptachlor	0.99	3.42	3.70	8		1	06/22/21 15:51
Lindane	0.99	2.69	4.13	42		1	06/22/21 15:51
alpha-BHC	0.99	4.17	4.20	<1		1	06/22/21 15:51
alpha-Chlordane	0.99	3.96	4.07	3		1	06/22/21 15:51
beta-BHC	0.99	5.23	5.34	2		1	06/22/21 15:51
delta-BHC	0.99	2.56	3.02	16		1	06/22/21 15:51

ALS Group USA, Corp.
dba ALS Environmental

Confirmation Results

Client:	LU Engineers	**Service Request:**	R2105887
Project:	Orchard Street/4235-01	**Date Collected:**	06/04/21 09:30
SRM Matrix:	Soil	**Date Received:**	6/11/21
Sample Name:	TP-10+11 (370)		
Lab Code:	RQ2106851-09		
		Units:	ug/Kg
		Basis:	Dry
		Percent Solids:	86.0

Organochlorine Pesticides by Gas Chromatography using Microwave Extraction

Analytical Method: 8081B
Prep Method: EPA 3546

	MDL	Primary Result	Confirmation Result	RPD	Q	Dilution Factor	Date Analyzed
4,4'-DDD	1.1	3.86	4.11	6		1	06/22/21 16:11
4,4'-DDE	1.1	4.50	5.74	24		1	06/22/21 16:11
4,4'-DDT	1.1	2.80	2.89	3		1	06/22/21 16:11
Aldrin	1.1	4.51	4.75	5		1	06/22/21 16:11
Dieldrin	1.1	4.15	4.16	<1		1	06/22/21 16:11
Endosulfan I	1.1	2.93	3.39	15		1	06/22/21 16:11
Endosulfan II	1.1	2.71	3.25	18		1	06/22/21 16:11
Endosulfan Sulfate	1.1	1.72	2.63	42	J	1	06/22/21 16:11
Endrin	1.1	3.04	3.66	19		1	06/22/21 16:11
Heptachlor	1.1	3.84	3.98	4		1	06/22/21 16:11
Lindane	1.1	2.55	4.04	45		1	06/22/21 16:11
alpha-BHC	1.1	3.96	4.35	9		1	06/22/21 16:11
alpha-Chlordane	1.1	3.99	4.16	4		1	06/22/21 16:11
beta-BHC	1.1	3.21	5.46	52		1	06/22/21 16:11
delta-BHC	1.1	2.39	2.94	21		1	06/22/21 16:11

ALS Group USA, Corp.
dba ALS Environmental

Confirmation Results

Client:	LU Engineers	**Service Request:**	R2105887
Project:	Orchard Street/4235-01	**Date Collected:**	NA
SRM Matrix:	Soil	**Date Received:**	
Sample Name:	Performance Evaluation		
Lab Code:	RQ2107098-02	**Units:**	ug/Kg
		Basis:	Dry

Organochlorine Pesticides by Gas Chromatography using Microwave Extraction

Prep Method: 8081B

	MDL	Primary Result	Confirmation Result	RPD	Q	Dilution Factor	Date Analyzed
4,4'-DDD		0.96	0.96	<1		1	06/18/21 14:20
4,4'-DDE		0.25	0.26	4		1	06/18/21 14:20
4,4'-DDT		87	91	4		1	06/18/21 14:20
Aldrin		0	0			1	06/18/21 14:20
Dieldrin		0	0			1	06/18/21 14:20
Endosulfan I		0	0			1	06/18/21 14:20
Endosulfan II		0	0			1	06/18/21 14:20
Endosulfan Sulfate		0	0			1	06/18/21 14:20
Endrin		43	44	2		1	06/18/21 14:20
Heptachlor		0	0			1	06/18/21 14:20
Lindane		7.9	8.3	5		1	06/18/21 14:20
alpha-BHC		8.0	8.2	2		1	06/18/21 14:20
alpha-Chlordane		0	0			1	06/18/21 14:20
beta-BHC		8.2	8.3	1		1	06/18/21 14:20
delta-BHC		0	0			1	06/18/21 14:20

ALS Group USA, Corp.
dba ALS Environmental

Confirmation Results

Client:	LU Engineers	**Service Request:**	R2105887
Project:	Orchard Street/4235-01	**Date Collected:**	NA
SRM Matrix:	Soil	**Date Received:**	
Sample Name:	Performance Evaluation		
Lab Code:	RQ2107211-02	**Units:**	ug/Kg
		Basis:	Dry

Organochlorine Pesticides by Gas Chromatography using Microwave Extraction

Prep Method: 8081B

	MDL	Primary Result	Confirmation Result	RPD	Q	Dilution Factor	Date Analyzed
4,4'-DDD		0.90	1.0	11		1	06/22/21 13:11
4,4'-DDE		0.39	0.40	3		1	06/22/21 13:11
4,4'-DDT		86	93	8		1	06/22/21 13:11
Aldrin		0	0			1	06/22/21 13:11
Dieldrin		0	0			1	06/22/21 13:11
Endosulfan I		0	0			1	06/22/21 13:11
Endosulfan II		0	0			1	06/22/21 13:11
Endosulfan Sulfate		0	0			1	06/22/21 13:11
Endrin		43	45	5		1	06/22/21 13:11
Heptachlor		0	0			1	06/22/21 13:11
Lindane		8.6	8.9	3		1	06/22/21 13:11
alpha-BHC		8.6	8.9	3		1	06/22/21 13:11
alpha-Chlordane		0	0			1	06/22/21 13:11
beta-BHC		8.8	9.1	3		1	06/22/21 13:11
delta-BHC		0	0			1	06/22/21 13:11

Client: LU Engineers **Service Request:** R2105887
Project: Orchard Street/4235-01
Sample Matrix: Soil

SURROGATE RECOVERY SUMMARY
Polychlorinated Biphenyls (PCBs) by GC using Microwave Extraction

Analysis Method: 8082A
Extraction Method: EPA 3546

Sample Name	Lab Code	Decachlorobiphenyl 22-128	Tetrachloro-m-xylene 14-119
TP-07 (350)	R2105887-005	66	75
TP-05+06 (370/350)	R2105887-012	63	75
TP-10 (370)	R2105887-017	59	68
TP-11 (370)	R2105887-018	71	71
Method Blank	RQ2106851-01	78	80
Method Blank	RQ2106899-01	74	75
Lab Control Sample	RQ2106851-04	78	81
Duplicate Lab Control Sample	RQ2106851-05	77	81
Lab Control Sample	RQ2106899-02	80	78
Duplicate Lab Control Sample	RQ2106899-03	76	76
TP-11 (370) MS	RQ2106899-04	49	57
TP-11 (370) DMS	RQ2106899-05	58	63

ALS Group USA, Corp.
dba ALS Environmental

QA/QC Report

Client:	LU Engineers	**Service Request:**	R2105887
Project:	Orchard Street/4235-01	**Date Collected:**	06/04/21
Sample Matrix:	Soil	**Date Received:**	06/11/21
		Date Analyzed:	06/18/21
		Date Extracted:	06/17/21

Duplicate Matrix Spike Summary
Polychlorinated Biphenyls (PCBs) by GC using Microwave Extraction

Sample Name:	TP-11 (370)	**Units:**	ug/Kg
Lab Code:	R2105887-018	**Basis:**	Dry
Analysis Method:	8082A		
Prep Method:	EPA 3546		

		Matrix Spike RQ2106899-04			**Duplicate Matrix Spike** RQ2106899-05					
Analyte Name	**Sample Result**	**Result**	**Spike Amount**	**% Rec**	**Result**	**Spike Amount**	**% Rec**	**% Rec Limits**	**RPD**	**RPD Limit**
Aroclor 1016	44 U	112	220	51	133	219	60	26-137	17	30
Aroclor 1260	44 U	115	220	52	133	219	61	30-156	15	30

Results flagged with an asterisk (*) indicate values outside control criteria.

Results flagged with a pound (#) indicate the control criteria is not applicable.

Percent recoveries and relative percent differences (RPD) are determined by the software using values in the calculation which have not been rounded.

Matrix Spike and Matrix Spike Duplicate Data is presented for information purposes only. The matrix may or may not be relevant to samples reported in this report. The laboratory evaluates system performance based on the LCS and LCSD control limits.

ALS Group USA, Corp.
dba ALS Environmental

QA/QC Report

Client:	LU Engineers	**Service Request:**	R2105887
Project:	Orchard Street/4235-01	**Date Analyzed:**	06/18/21 22:03
Sample Matrix:	Soil	**Date Extracted:**	06/17/21

Method Blank Summary
Polychlorinated Biphenyls (PCBs) by GC using Microwave Extraction

Sample Name:	Method Blank	**Instrument ID:**	R-GC-58
Lab Code:	RQ2106899-01	**File ID:**	I:\ACQUDATA\6890G\Data\061821\Bk8497.D\
Analysis Method:	8082A	**Analysis Lot:**	728221
Prep Method:	EPA 3546	**Extraction Lot:**	381514

This Method Blank applies to the following analyses.

Sample Name	Lab Code	File ID	Date Analyzed
Lab Control Sample	RQ2106899-02	I:\ACQUDATA\6890G\Data\061821\Bk8498.D\	06/18/21 22:23
Duplicate Lab Control Sample	RQ2106899-03	I:\ACQUDATA\6890G\Data\061821\Bk8499.D\	06/18/21 22:43
TP-11 (370)	R2105887-018	I:\ACQUDATA\6890G\Data\061821\Bk8500.D\	06/18/21 23:03
TP-11 (370)MS	RQ2106899-04	I:\ACQUDATA\6890G\Data\061821\Bk8501.D\	06/18/21 23:23
TP-11 (370)DMS	RQ2106899-05	I:\ACQUDATA\6890G\Data\061821\Bk8502.D\	06/18/21 23:43

ALS Group USA, Corp.
dba ALS Environmental

QA/QC Report

Client:	LU Engineers	**Service Request:**	R2105887
Project:	Orchard Street/4235-01	**Date Analyzed:**	06/19/21 06:58
Sample Matrix:	Soil	**Date Extracted:**	06/16/21

Method Blank Summary
Polychlorinated Biphenyls (PCBs) by GC using Microwave Extraction

Sample Name:	Method Blank	**Instrument ID:**	R-GC-58
Lab Code:	RQ2106851-01	**File ID:**	I:\ACQUDATA\6890G\Data\061821\Bk8524.D\
Analysis Method:	8082A	**Analysis Lot:**	728221
Prep Method:	EPA 3546	**Extraction Lot:**	381429

This Method Blank applies to the following analyses.

Sample Name	Lab Code	File ID	Date Analyzed
Lab Control Sample	RQ2106851-04	I:\ACQUDATA\6890G\Data\061821\Bk8525.D\	06/19/21 07:18
Duplicate Lab Control Sample	RQ2106851-05	I:\ACQUDATA\6890G\Data\061821\Bk8526.D\	06/19/21 07:37
TP-07 (350)	R2105887-005	I:\ACQUDATA\6890G\Data\061821\Bk8527.D\	06/19/21 07:57
TP-05+06 (370/350)	R2105887-012	I:\ACQUDATA\6890G\Data\061821\Bk8528.D\	06/19/21 08:16
TP-10 (370)	R2105887-017	I:\ACQUDATA\6890G\Data\061821\Bk8529.D\	06/19/21 08:36

ALS Group USA, Corp.
dba ALS Environmental

Analytical Report

Client:	LU Engineers	**Service Request:**	R2105887
Project:	Orchard Street/4235-01	**Date Collected:**	NA
Sample Matrix:	Soil	**Date Received:**	NA
Sample Name:	Method Blank	**Units:**	ug/Kg
Lab Code:	RQ2106851-01	**Basis:**	Dry

Polychlorinated Biphenyls (PCBs) by GC using Microwave Extraction

Analysis Method: 8082A
Prep Method: EPA 3546

Analyte Name	Result	MRL	MDL	Dil.	Date Analyzed	Date Extracted	Q
Aroclor 1016	31 U	31	17	1	06/19/21 06:58	6/16/21	
Aroclor 1221	64 U	64	26	1	06/19/21 06:58	6/16/21	
Aroclor 1232	31 U	31	19	1	06/19/21 06:58	6/16/21	
Aroclor 1242	31 U	31	17	1	06/19/21 06:58	6/16/21	
Aroclor 1248	31 U	31	18	1	06/19/21 06:58	6/16/21	
Aroclor 1254	31 U	31	17	1	06/19/21 06:58	6/16/21	
Aroclor 1260	31 U	31	17	1	06/19/21 06:58	6/16/21	

Surrogate Name	% Rec	Control Limits	Date Analyzed	Q
Decachlorobiphenyl	78	22 - 128	06/19/21 06:58	
Tetrachloro-m-xylene	80	14 - 119	06/19/21 06:58	

ALS Group USA, Corp.
dba ALS Environmental

Analytical Report

Client:	LU Engineers	**Service Request:**	R2105887
Project:	Orchard Street/4235-01	**Date Collected:**	NA
Sample Matrix:	Soil	**Date Received:**	NA
Sample Name:	Method Blank	**Units:**	ug/Kg
Lab Code:	RQ2106899-01	**Basis:**	Dry

Polychlorinated Biphenyls (PCBs) by GC using Microwave Extraction

Analysis Method: 8082A
Prep Method: EPA 3546

Analyte Name	Result	MRL	MDL	Dil.	Date Analyzed	Date Extracted	Q
Aroclor 1016	34 U	34	18	1	06/18/21 22:03	6/17/21	
Aroclor 1221	70 U	70	28	1	06/18/21 22:03	6/17/21	
Aroclor 1232	34 U	34	20	1	06/18/21 22:03	6/17/21	
Aroclor 1242	34 U	34	18	1	06/18/21 22:03	6/17/21	
Aroclor 1248	34 U	34	19	1	06/18/21 22:03	6/17/21	
Aroclor 1254	34 U	34	18	1	06/18/21 22:03	6/17/21	
Aroclor 1260	34 U	34	18	1	06/18/21 22:03	6/17/21	

Surrogate Name	% Rec	Control Limits	Date Analyzed	Q
Decachlorobiphenyl	74	22 - 128	06/18/21 22:03	
Tetrachloro-m-xylene	75	14 - 119	06/18/21 22:03	

ALS Group USA, Corp.
dba ALS Environmental

QA/QC Report

Client:	LU Engineers	**Service Request:**	R2105887
Project:	Orchard Street/4235-01	**Date Analyzed:**	06/18/21 22:23
Sample Matrix:	Soil	**Date Extracted:**	06/17/21

Lab Control Sample Summary
Polychlorinated Biphenyls (PCBs) by GC using Microwave Extraction

Sample Name:	Lab Control Sample	**Instrument ID:**	R-GC-58
Lab Code:	RQ2106899-02	**File ID:**	I:\ACQUDATA\6890G\Data\061821\Bk8498.D\
Analysis Method:	8082A	**Analysis Lot:**	728221
Prep Method:	EPA 3546	**Extraction Lot:**	381514

This Lab Control Sample applies to the following analyses.

Sample Name	Lab Code	File ID	Date Analyzed
Method Blank	RQ2106899-01	I:\ACQUDATA\6890G\Data\061821\Bk8497.D\	06/18/21 22:03
Duplicate Lab Control Sample	RQ2106899-03	I:\ACQUDATA\6890G\Data\061821\Bk8499.D\	06/18/21 22:43
TP-11 (370)	R2105887-018	I:\ACQUDATA\6890G\Data\061821\Bk8500.D\	06/18/21 23:03
TP-11 (370)MS	RQ2106899-04	I:\ACQUDATA\6890G\Data\061821\Bk8501.D\	06/18/21 23:23
TP-11 (370)DMS	RQ2106899-05	I:\ACQUDATA\6890G\Data\061821\Bk8502.D\	06/18/21 23:43

ALS Group USA, Corp.
dba ALS Environmental

QA/QC Report

Client:	LU Engineers	**Service Request:**	R2105887
Project:	Orchard Street/4235-01	**Date Analyzed:**	06/19/21 07:18
Sample Matrix:	Soil	**Date Extracted:**	06/16/21

Lab Control Sample Summary
Polychlorinated Biphenyls (PCBs) by GC using Microwave Extraction

Sample Name:	Lab Control Sample	**Instrument ID:**	R-GC-58
Lab Code:	RQ2106851-04	**File ID:**	I:\ACQUDATA\6890G\Data\061821\Bk8525.D\
Analysis Method:	8082A	**Analysis Lot:**	728221
Prep Method:	EPA 3546	**Extraction Lot:**	381429

This Lab Control Sample applies to the following analyses.

Sample Name	Lab Code	File ID	Date Analyzed
Method Blank	RQ2106851-01	I:\ACQUDATA\6890G\Data\061821\Bk8524.D\	06/19/21 06:58
Duplicate Lab Control Sample	RQ2106851-05	I:\ACQUDATA\6890G\Data\061821\Bk8526.D\	06/19/21 07:37
TP-07 (350)	R2105887-005	I:\ACQUDATA\6890G\Data\061821\Bk8527.D\	06/19/21 07:57
TP-05+06 (370/350)	R2105887-012	I:\ACQUDATA\6890G\Data\061821\Bk8528.D\	06/19/21 08:16
TP-10 (370)	R2105887-017	I:\ACQUDATA\6890G\Data\061821\Bk8529.D\	06/19/21 08:36

ALS Group USA, Corp.
dba ALS Environmental

QA/QC Report

Client: LU Engineers
Project: Orchard Street/4235-01
Sample Matrix: Soil

Service Request: R2105887
Date Analyzed: 06/19/21

Duplicate Lab Control Sample Summary
Polychlorinated Biphenyls (PCBs) by GC using Microwave Extraction

Units:ug/Kg
Basis: Dry

			Lab Control Sample RQ2106851-04		Duplicate Lab Control Sample RQ2106851-05					
Analyte Name	**Analytical Method**	**Result**	**Spike Amount**	**% Rec**	**Result**	**Spike Amount**	**% Rec**	**% Rec Limits**	**RPD**	**RPD Limit**
Aroclor 1016	8082A	122	159	77	119	156	76	41-127	2	30
Aroclor 1260	8082A	128	159	81	124	156	79	49-135	3	30

ALS Group USA, Corp.
dba ALS Environmental

QA/QC Report

Client: LU Engineers
Project: Orchard Street/4235-01
Sample Matrix: Soil

Service Request: R2105887
Date Analyzed: 06/18/21

Duplicate Lab Control Sample Summary
Polychlorinated Biphenyls (PCBs) by GC using Microwave Extraction

Units:ug/Kg
Basis: Dry

			Lab Control Sample RQ2106899-02		Duplicate Lab Control Sample RQ2106899-03					
Analyte Name	**Analytical Method**	**Result**	**Spike Amount**	**% Rec**	**Result**	**Spike Amount**	**% Rec**	**% Rec Limits**	**RPD**	**RPD Limit**
Aroclor 1016	8082A	124	159	78	126	169	74	41-127	1	30
Aroclor 1260	8082A	125	159	79	133	169	79	49-135	6	30

ALS Group USA, Corp.
dba ALS Environmental

Confirmation Results

Client:	LU Engineers	**Service Request:**	R2105887
Project:	Orchard Street/4235-01	**Date Collected:**	NA
SRM Matrix:	Soil	**Date Received:**	
Sample Name:	Lab Control Sample		
Lab Code:	RQ2106851-04	**Units:**	ug/Kg
		Basis:	Dry

Polychlorinated Biphenyls (PCBs) by GC using Microwave Extraction

Analytical Method: 8082A
Prep Method: EPA 3546

	MDL	Primary Result	Confirmation Result	RPD	Q	Dilution Factor	Date Analyzed
Aroclor 1016	17	122	148	19		1	06/19/21 07:18
Aroclor 1260	17	128	167	26		1	06/19/21 07:18

ALS Group USA, Corp.
dba ALS Environmental

Confirmation Results

Client:	LU Engineers	**Service Request:**	R2105887
Project:	Orchard Street/4235-01	**Date Collected:**	NA
SRM Matrix:	Soil	**Date Received:**	
Sample Name:	Duplicate Lab Control Sample		
Lab Code:	RQ2106851-05	**Units:**	ug/Kg
		Basis:	Dry

Polychlorinated Biphenyls (PCBs) by GC using Microwave Extraction

Analytical Method: 8082A
Prep Method: EPA 3546

	MDL	Primary Result	Confirmation Result	RPD	Q	Dilution Factor	Date Analyzed
Aroclor 1016	17	119	148	22		1	06/19/21 07:37
Aroclor 1260	17	124	163	27		1	06/19/21 07:37

ALS Group USA, Corp.
dba ALS Environmental

Confirmation Results

Client:	LU Engineers	**Service Request:**	R2105887
Project:	Orchard Street/4235-01	**Date Collected:**	NA
SRM Matrix:	Soil	**Date Received:**	
Sample Name:	Lab Control Sample		
Lab Code:	RQ2106899-02	**Units:**	ug/Kg
		Basis:	Dry

Polychlorinated Biphenyls (PCBs) by GC using Microwave Extraction

Analytical Method: 8082A
Prep Method: EPA 3546

	MDL	Primary Result	Confirmation Result	RPD	Q	Dilution Factor	Date Analyzed
Aroclor 1016	17	124	142	14		1	06/18/21 22:23
Aroclor 1260	17	125	164	27		1	06/18/21 22:23

ALS Group USA, Corp.
dba ALS Environmental

Confirmation Results

Client:	LU Engineers	**Service Request:**	R2105887
Project:	Orchard Street/4235-01	**Date Collected:**	NA
SRM Matrix:	Soil	**Date Received:**	
Sample Name:	Duplicate Lab Control Sample		
Lab Code:	RQ2106899-03	**Units:**	ug/Kg
		Basis:	Dry

Polychlorinated Biphenyls (PCBs) by GC using Microwave Extraction

Analytical Method: 8082A
Prep Method: EPA 3546

	MDL	Primary Result	Confirmation Result	RPD	Q	Dilution Factor	Date Analyzed
Aroclor 1016	18	126	150	17		1	06/18/21 22:43
Aroclor 1260	18	133	172	26		1	06/18/21 22:43

ALS Group USA, Corp.
dba ALS Environmental

Confirmation Results

Client:	LU Engineers	**Service Request:**	R2105887
Project:	Orchard Street/4235-01	**Date Collected:**	06/04/21 09:30
SRM Matrix:	Soil	**Date Received:**	6/11/21
Sample Name:	TP-11 (370)		
Lab Code:	RQ2106899-04		
		Units:	ug/Kg
		Basis:	Dry
		Percent Solids:	79.6

Polychlorinated Biphenyls (PCBs) by GC using Microwave Extraction

Analytical Method: 8082A
Prep Method: EPA 3546

	MDL	Primary Result	Confirmation Result	RPD	Q	Dilution Factor	Date Analyzed
Aroclor 1016	23	112	160	35		1	06/18/21 23:23
Aroclor 1260	23	115	140	20		1	06/18/21 23:23

ALS Group USA, Corp.
dba ALS Environmental

Confirmation Results

Client:	LU Engineers	**Service Request:**	R2105887
Project:	Orchard Street/4235-01	**Date Collected:**	06/04/21 09:30
SRM Matrix:	Soil	**Date Received:**	6/11/21
Sample Name:	TP-11 (370)		
Lab Code:	RQ2106899-05		
		Units:	ug/Kg
		Basis:	Dry
		Percent Solids:	79.6

Polychlorinated Biphenyls (PCBs) by GC using Microwave Extraction

Analytical Method: 8082A
Prep Method: EPA 3546

	MDL	Primary Result	Confirmation Result	RPD	Q	Dilution Factor	Date Analyzed
Aroclor 1016	23	133	151	13		1	06/18/21 23:43
Aroclor 1260	23	133	170	24		1	06/18/21 23:43

Client: LU Engineers **Service Request:** R2105887
Project: Orchard Street/4235-01
Sample Matrix: Soil

SURROGATE RECOVERY SUMMARY
Chlorinated Herbicides by GC

Analysis Method: 8151A
Extraction Method: Method

Sample Name	Lab Code	DCAA 10-151
TP-07 (350)	R2105887-005	87
TP-05+06 (370/350)	R2105887-012	95
TP-10+11 (370)	R2105887-019	82
Method Blank	RQ2106890-03	75
Lab Control Sample	RQ2106890-04	78
Duplicate Lab Control Sample	RQ2106890-05	85
TP-10+11 (370) MS	RQ2106890-01	83
TP-10+11 (370) DMS	RQ2106890-02	88

ALS Group USA, Corp.
dba ALS Environmental

QA/QC Report

Client:	LU Engineers	**Service Request:**	R2105887
Project:	Orchard Street/4235-01	**Date Collected:**	06/04/21
Sample Matrix:	Soil	**Date Received:**	06/11/21
		Date Analyzed:	06/21/21
		Date Extracted:	06/17/21

Duplicate Matrix Spike Summary
Chlorinated Herbicides by GC

Sample Name:	TP-10+11 (370)	**Units:**	ug/Kg
Lab Code:	R2105887-019	**Basis:**	Dry
Analysis Method:	8151A		
Prep Method:	Method		

		Matrix Spike RQ2106890-01			**Duplicate Matrix Spike** RQ2106890-02					
Analyte Name	**Sample Result**	**Result**	**Spike Amount**	**% Rec**	**Result**	**Spike Amount**	**% Rec**	**% Rec Limits**	**RPD**	**RPD Limit**
2,4,5-TP	12 U	38.8	58.6	66	43.2	58.3	74	11-133	11	30
Pentachlorophenol (PCP)	12 U	26.9	58.8	46	26.7	58.4	46	10-103	<1	30

Results flagged with an asterisk (*) indicate values outside control criteria.

Results flagged with a pound (#) indicate the control criteria is not applicable.

Percent recoveries and relative percent differences (RPD) are determined by the software using values in the calculation which have not been rounded.

Matrix Spike and Matrix Spike Duplicate Data is presented for information purposes only. The matrix may or may not be relevant to samples reported in this report. The laboratory evaluates system performance based on the LCS and LCSD control limits.

ALS Group USA, Corp.
dba ALS Environmental

QA/QC Report

Client:	LU Engineers	**Service Request:**	R2105887
Project:	Orchard Street/4235-01	**Date Analyzed:**	06/21/21 14:30
Sample Matrix:	Soil	**Date Extracted:**	06/17/21

Method Blank Summary
Chlorinated Herbicides by GC

Sample Name:	Method Blank	**Instrument ID:**	R-GC-54
Lab Code:	RQ2106890-03	**File ID:**	I:\ACQUDATA\6890D\DATA\062121\GH3965.D\
Analysis Method:	8151A	**Analysis Lot:**	728312
Prep Method:	Method	**Extraction Lot:**	381511

This Method Blank applies to the following analyses.

Sample Name	Lab Code	File ID	Date Analyzed
Lab Control Sample	RQ2106890-04	I:\ACQUDATA\6890D\DATA\062121\GH3966.D\	06/21/21 14:50
Duplicate Lab Control Sample	RQ2106890-05	I:\ACQUDATA\6890D\DATA\062121\GH3967.D\	06/21/21 15:10
TP-07 (350)	R2105887-005	I:\ACQUDATA\6890D\DATA\062121\GH3975.D\	06/21/21 18:16
TP-05+06 (370/350)	R2105887-012	I:\ACQUDATA\6890D\DATA\062121\GH3976.D\	06/21/21 18:36
TP-10+11 (370)	R2105887-019	I:\ACQUDATA\6890D\DATA\062121\GH3977.D\	06/21/21 18:56
TP-10+11 (370)MS	RQ2106890-01	I:\ACQUDATA\6890D\DATA\062121\GH3979.D\	06/21/21 19:36
TP-10+11 (370)DMS	RQ2106890-02	I:\ACQUDATA\6890D\DATA\062121\GH3980.D\	06/21/21 19:56

ALS Group USA, Corp.
dba ALS Environmental

Analytical Report

Client:	LU Engineers	**Service Request:**	R2105887
Project:	Orchard Street/4235-01	**Date Collected:**	NA
Sample Matrix:	Soil	**Date Received:**	NA
Sample Name:	Method Blank	**Units:**	ug/Kg
Lab Code:	RQ2106890-03	**Basis:**	Dry

Chlorinated Herbicides by GC

Analysis Method: 8151A
Prep Method: Method

Analyte Name	Result	MRL	MDL	Dil.	Date Analyzed	Date Extracted	Q
2,4,5-TP	10 U	10	4.5	1	06/21/21 14:30	6/17/21	
Pentachlorophenol (PCP)	10 U	10	6.3	1	06/21/21 14:30	6/17/21	

Surrogate Name	% Rec	Control Limits	Date Analyzed	Q
DCAA	75	10 - 151	06/21/21 14:30	

ALS Group USA, Corp.
dba ALS Environmental

QA/QC Report

Client:	LU Engineers	**Service Request:**	R2105887
Project:	Orchard Street/4235-01	**Date Analyzed:**	06/21/21 14:50
Sample Matrix:	Soil	**Date Extracted:**	06/17/21

Lab Control Sample Summary
Chlorinated Herbicides by GC

Sample Name:	Lab Control Sample	**Instrument ID:**	R-GC-54
Lab Code:	RQ2106890-04	**File ID:**	I:\ACQUDATA\6890D\DATA\062121\GH3966.D\
Analysis Method:	8151A	**Analysis Lot:**	728312
Prep Method:	Method	**Extraction Lot:**	381511

This Lab Control Sample applies to the following analyses.

Sample Name	Lab Code	File ID	Date Analyzed
Method Blank	RQ2106890-03	I:\ACQUDATA\6890D\DATA\062121\GH3965.D\	06/21/21 14:30
Duplicate Lab Control Sample	RQ2106890-05	I:\ACQUDATA\6890D\DATA\062121\GH3967.D\	06/21/21 15:10
TP-07 (350)	R2105887-005	I:\ACQUDATA\6890D\DATA\062121\GH3975.D\	06/21/21 18:16
TP-05+06 (370/350)	R2105887-012	I:\ACQUDATA\6890D\DATA\062121\GH3976.D\	06/21/21 18:36
TP-10+11 (370)	R2105887-019	I:\ACQUDATA\6890D\DATA\062121\GH3977.D\	06/21/21 18:56
TP-10+11 (370)MS	RQ2106890-01	I:\ACQUDATA\6890D\DATA\062121\GH3979.D\	06/21/21 19:36
TP-10+11 (370)DMS	RQ2106890-02	I:\ACQUDATA\6890D\DATA\062121\GH3980.D\	06/21/21 19:56

ALS Group USA, Corp.
dba ALS Environmental

QA/QC Report

Client: LU Engineers
Project: Orchard Street/4235-01
Sample Matrix: Soil

Service Request: R2105887
Date Analyzed: 06/21/21

Duplicate Lab Control Sample Summary
Chlorinated Herbicides by GC

Units:ug/Kg
Basis: Dry

			Lab Control Sample RQ2106890-04		Duplicate Lab Control Sample RQ2106890-05					
Analyte Name	**Analytical Method**	**Result**	**Spike Amount**	**% Rec**	**Result**	**Spike Amount**	**% Rec**	**% Rec Limits**	**RPD**	**RPD Limit**
2,4,5-TP	8151A	40.3	50.3	80	46.2	49.9	93	18-122	14	30
Pentachlorophenol (PCP)	8151A	28.3	50.4	56	33.1	50.0	66	10-103	16	30

ALS Group USA, Corp.
dba ALS Environmental

Confirmation Results

Client:	LU Engineers	**Service Request:**	R2105887
Project:	Orchard Street/4235-01	**Date Collected:**	06/04/21 09:30
SRM Matrix:	Soil	**Date Received:**	6/11/21
Sample Name:	TP-10+11 (370)		
Lab Code:	RQ2106890-01		
		Units:	ug/Kg
		Basis:	Dry
		Percent Solids:	86.0

Chlorinated Herbicides by GC

Analytical Method: 8151A
Prep Method: Method

	MDL	Primary Result	Confirmation Result	RPD	Q	Dilution Factor	Date Analyzed
2,4,5-TP	5.3	38.8	45.2	15		1	06/21/21 19:36
Pentachlorophenol (PCP)	7.4	26.9	28.8	7		1	06/21/21 19:36

ALS Group USA, Corp.
dba ALS Environmental

Confirmation Results

Client:	LU Engineers	**Service Request:**	R2105887
Project:	Orchard Street/4235-01	**Date Collected:**	06/04/21 09:30
SRM Matrix:	Soil	**Date Received:**	6/11/21
Sample Name:	TP-10+11 (370)		
Lab Code:	RQ2106890-02		
		Units:	ug/Kg
		Basis:	Dry
		Percent Solids:	86.0

Chlorinated Herbicides by GC

Analytical Method: 8151A
Prep Method: Method

	MDL	Primary Result	Confirmation Result	RPD	Q	Dilution Factor	Date Analyzed
2,4,5-TP	5.3	43.2	46.7	8		1	06/21/21 19:56
Pentachlorophenol (PCP)	7.4	26.7	28.3	6		1	06/21/21 19:56

ALS Group USA, Corp.
dba ALS Environmental

Confirmation Results

Client:	LU Engineers	**Service Request:**	R2105887
Project:	Orchard Street/4235-01	**Date Collected:**	NA
SRM Matrix:	Soil	**Date Received:**	
Sample Name:	Lab Control Sample		
Lab Code:	RQ2106890-04	**Units:**	ug/Kg
		Basis:	Dry

Chlorinated Herbicides by GC

Analytical Method: 8151A
Prep Method: Method

	MDL	Primary Result	Confirmation Result	RPD	Q	Dilution Factor	Date Analyzed
2,4,5-TP	4.6	40.3	46.3	14		1	06/21/21 14:50
Pentachlorophenol (PCP)	6.4	28.3	29.6	4		1	06/21/21 14:50

ALS Group USA, Corp.
dba ALS Environmental

Confirmation Results

Client:	LU Engineers	**Service Request:**	R2105887
Project:	Orchard Street/4235-01	**Date Collected:**	NA
SRM Matrix:	Soil	**Date Received:**	
Sample Name:	Duplicate Lab Control Sample		
Lab Code:	RQ2106890-05	**Units:**	ug/Kg
		Basis:	Dry

Chlorinated Herbicides by GC

Analytical Method: 8151A
Prep Method: Method

	MDL	Primary Result	Confirmation Result	RPD	Q	Dilution Factor	Date Analyzed
2,4,5-TP	4.5	46.2	47.4	3		1	06/21/21 15:10
Pentachlorophenol (PCP)	6.3	33.1	34.5	4		1	06/21/21 15:10

Metals

ALS Environmental—Rochester Laboratory
1565 Jefferson Road, Building 300, Suite 360, Rochester, NY 14623
Phone (585) 288-5380 Fax (585) 288-8475
www.alsglobal.com

METALS
-2A-
INITIAL AND CONTINUING CALIBRATION VERIFICATION

Contract: R2105887

Lab Code: _____ Case No.: _____ SAS No.: _____ SDG NO.: TP-01 (350)

Initial Calibration Source: PERKIN ELMER

Continuing Calibration Source: PERKIN ELMER

Concentration Units: ug/L

Analyte	Initial Calibration			Continuing Calibration					M
	True	Found	%R(1)	True	Found	%R(1)	Found	%R(1)	
Arsenic	1000	976	98	1000	970	97	950	95	P
Barium	10000	10200	102	10000	10200	102	10200	102	P
Beryllium	250	250	100	250	248	99	245	98	P
Cadmium	500	493	99	500	493	99	492	98	P
Mercury	3.00	3.07	102	3.00	3.05	102	3.03	101	CV
Chromium	500	509	102	500	506	101	503	101	P
Copper	1250	1230	98	1250	1220	98	1220	98	P
Lead	500	501	100	500	501	100	498	100	P
Manganese	750	750	100	750	747	100	743	99	P
Nickel	2000	1980	99	2000	1970	98	1970	98	P
Selenium	500	482	96	500	476	95	478	96	P
Silver	500	488	98	500	488	98	486	97	P
Zinc	1000	979	98	1000	975	98	971	97	P

Comments:

METALS
-2A-
INITIAL AND CONTINUING CALIBRATION VERIFICATION

Contract: R2105887

Lab Code: _____ Case No.: _____ SAS No.: _____ SDG NO.: TP-01 (350)

Initial Calibration Source: PERKIN ELMER

Continuing Calibration Source: PERKIN ELMER

Concentration Units: ug/L

Analyte	Initial Calibration			Continuing Calibration					M
	True	Found	%R(1)	True	Found	%R(1)	Found	%R(1)	
Arsenic				1000	952	95	940	94	P
Barium				10000	10100	101	10100	101	P
Beryllium				250	245	98	243	97	P
Cadmium				500	494	99	490	98	P
Mercury				3.00	3.00	100	2.98	99	CV
Chromium				500	506	101	504	101	P
Copper				1250	1210	97	1210	97	P
Lead				500	500	100	494	99	P
Manganese				750	746	99	743	99	P
Nickel				2000	1970	98	1970	98	P
Selenium				500	476	95	473	95	P
Silver				500	487	97	485	97	P
Zinc				1000	976	98	966	97	P

Comments:

METALS
-2A-
INITIAL AND CONTINUING CALIBRATION VERIFICATION

Contract: R2105887

Lab Code: _____ Case No.: _____ SAS No.: _____ SDG NO.: TP-01 (350)

Initial Calibration Source: PERKIN ELMER

Continuing Calibration Source: PERKIN ELMER

Concentration Units: ug/L

Analyte	Initial Calibration			Continuing Calibration					M
	True	Found	%R(1)	True	Found	%R(1)	Found	%R(1)	
Arsenic				1000	946	95			P
Barium				10000	10200	102			P
Beryllium				250	244	98			P
Cadmium				500	491	98			P
Mercury				3.00	2.98	99	2.97	99	CV
Chromium				500	505	101			P
Copper				1250	1210	97			P
Lead				500	494	99			P
Manganese				750	744	99			P
Nickel				2000	1970	98			P
Selenium				500	474	95			P
Silver				500	486	97			P
Zinc				1000	971	97			P

Comments:

METALS
-2A-
INITIAL AND CONTINUING CALIBRATION VERIFICATION

Contract: R2105887

Lab Code: _____ Case No.: _____ SAS No.: _____ SDG NO.: TP-01 (350)

Initial Calibration Source: PERKIN ELMER

Continuing Calibration Source: PERKIN ELMER

Concentration Units: ug/L

Analyte	Initial Calibration			Continuing Calibration					M
	True	Found	%R(1)	True	Found	%R(1)	Found	%R(1)	
Arsenic	1000	984	98	1000	966	97	988	99	P

Comments:

METALS
-2A-
INITIAL AND CONTINUING CALIBRATION VERIFICATION

Contract: R2105887

Lab Code: _____ Case No.: _____ SAS No.: _____ SDG NO.: TP-01 (350)

Initial Calibration Source: PERKIN ELMER

Continuing Calibration Source: PERKIN ELMER

Concentration Units: ug/L

Analyte	Initial Calibration			Continuing Calibration					M
	True	Found	%R(1)	True	Found	%R(1)	Found	%R(1)	
Arsenic				1000	966	97	978	98	P

Comments:

METALS
-2A-
INITIAL AND CONTINUING CALIBRATION VERIFICATION

Contract: R2105887

Lab Code: _____ Case No.: _____ SAS No.: _____ SDG NO.: TP-01 (350)

Initial Calibration Source: PERKIN ELMER

Continuing Calibration Source: PERKIN ELMER

Concentration Units: ug/L

Analyte	Initial Calibration			Continuing Calibration					M
	True	Found	%R(1)	True	Found	%R(1)	Found	%R(1)	
Arsenic				1000	983	98			P

Comments:

METALS
-2B-
CRDL STANDARD FOR AA AND ICP

Contract: R2105887

Lab Code: _____ Case No.: _____ SAS No.: _____ SDG No.: TP-01 (350)

AA CRDL Standard Source: ACCUSTANDARD

ICP CRDL Standard Source:

Concentration Units: ug/L

Analyte	CRDL Standard for AA			CRDL Standard for ICP				
				Initial			Final	
	True	Found	%R	True	Found	%R	Found	%R
Arsenic				20.0	22.30	112	20.20	101
Barium				200.0	210.10	105	207.40	104
Beryllium				5.0	5.10	102	4.90	98
Cadmium				10.0	10.30	103	10.30	103
Mercury	0.200	0.204	102					
Chromium				10.0	8.90	89	8.90	89
Copper				25.0	24.10	96	23.80	95
Lead				10.0	10.00	100	11.00	110
Manganese				15.0	15.60	104	15.50	103
Nickel				40.0	40.50	101	40.00	100
Selenium				10.0	10.60	106	8.40	84
Silver				10.0	9.70	97	9.40	94
Zinc				20.0	20.30	102	19.90	100

Comments:

METALS
-2B-
CRDL STANDARD FOR AA AND ICP

Contract: R2105887

Lab Code: _____ Case No.: _____ SAS No.: _____ SDG No.: TP-01 (350)

AA CRDL Standard Source: ACCUSTANDARD

ICP CRDL Standard Source:

Concentration Units: ug/L

Analyte	CRDL Standard for AA			CRDL Standard for ICP				
				Initial			Final	
	True	Found	%R	True	Found	%R	Found	%R
Mercury	0.200	0.195	98					

Comments:

METALS
-2B-
CRDL STANDARD FOR AA AND ICP

Contract: R2105887

Lab Code: _____ Case No.: _____ SAS No.: _____ SDG No.: TP-01 (350)

AA CRDL Standard Source: ACCUSTANDARD

ICP CRDL Standard Source:

Concentration Units: ug/L

Analyte	CRDL Standard for AA			CRDL Standard for ICP				
				Initial			Final	
	True	Found	%R	True	Found	%R	Found	%R
Arsenic				20.0	15.60	78	18.20	91

Comments:

METALS

-3-

BLANKS

Contract: R2105887

Lab Code: _____ Case No.: _____ SAS No.: _____ SDG NO.: TP-01 (350)

Preparation Blank Matrix (soil/water): SOIL

Preparation Blank Concentration Units (ug/L, ppt, or mg/kg): MG/KG

Analyte	Initial Calib. Blank ug/L	C	Continuing Calibration Blank ug/L 1	C	2	C	3	C	Preparation Blank	C	M
Arsenic	7.00	U	7.00	U	7.00	U	7.00	U	0.700	U	P
Barium	15.00	U	15.00	U	15.00	U	15.00	U	1.500	U	P
Beryllium	0.60	U	0.60	U	0.60	U	0.60	U	0.060	U	P
Cadmium	0.86	U	0.86	U	0.86	U	0.86	U	0.086	U	P
Mercury	0.078	U	0.078	U	0.078	U	0.078	U	0.013	U	CV
Chromium	3.50	U	3.50	U	3.50	U	3.50	U	0.350	U	P
Copper	1.30	U	1.30	U	1.30	U	1.30	U	0.130	U	P
Lead	4.00	U	4.00	U	4.00	U	4.00	U	0.400	U	P
Manganese	1.60	U	1.60	U	1.60	U	1.60	U	0.160	U	P
Nickel	6.60	U	6.60	U	6.60	U	6.60	U	0.660	U	P
Selenium	5.40	U	5.40	U	5.40	U	5.40	U	-0.610	J	P
Silver	0.90	U	0.90	U	0.90	U	0.90	U	0.090	U	P
Zinc	14.00	U	14.00	U	14.00	U	14.00	U	1.400	U	P

Comments:

METALS

-3-

BLANKS

Contract: R2105887

Lab Code: _____ Case No.: _____ SAS No.: _____ SDG NO.: TP-01 (350)

Preparation Blank Matrix (soil/water): WATER

Preparation Blank Concentration Units (ug/L, ppt, or mg/kg): UG/L

Analyte	Initial Calib. Blank ug/L	C	Continuing Calibration Blank ug/L 1	C	2	C	3	C	Preparation Blank	C	M
Arsenic			7.00	U	7.00	U					P
Barium			15.00	U	15.00	U					P
Beryllium			0.60	U	0.60	U					P
Cadmium			0.86	U	0.86	U					P
Mercury			0.078	U	0.078	U	0.078	U			CV
Chromium			3.50	U	3.50	U					P
Copper			1.30	U	1.30	U					P
Lead			4.00	U	4.00	U					P
Manganese			1.60	U	1.60	U					P
Nickel			6.60	U	6.60	U					P
Selenium			5.40	U	5.40	U					P
Silver			0.90	U	0.90	U					P
Zinc			14.00	U	14.00	U					P

Comments:

METALS

-3-

BLANKS

Contract: R2105887

Lab Code: _____ Case No.: _____ SAS No.: _____ SDG NO.: TP-01 (350)

Preparation Blank Matrix (soil/water): WATER

Preparation Blank Concentration Units (ug/L, ppt, or mg/kg): UG/L

Analyte	Initial Calib. Blank ug/L	C	Continuing Calibration Blank ug/L 1	C	2	C	3	C	Preparation Blank	C	M
Arsenic	7.00	U	7.00	U	7.00	U	7.00	U			P

Comments:

METALS

-3-

BLANKS

Contract: R2105887

Lab Code: _____ Case No.: _____ SAS No.: _____ SDG NO.: TP-01 (350)

Preparation Blank Matrix (soil/water): WATER

Preparation Blank Concentration Units (ug/L, ppt, or mg/kg): UG/L

Analyte	Initial Calib. Blank ug/L	C	Continuing Calibration Blank ug/L 1	C	2	C	3	C	Preparation Blank	C	M
Arsenic			7.00	U	7.00	U					P

Comments:

METALS

-4-

ICP INTERFERENCE CHECK SAMPLE

Contract: R2105887

Lab Code: _____ Case No.: _____ SAS No.: _____ SDG NO.: TP-01 (350)

ICP ID Number: Agilent ICP ICS Source: PERKIN ELMER

Concentration Units): ug/L

Analyte	True Sol.A	True Sol.AB	Initial Found Sol.A	Initial Found Sol.AB	Initial Found %R	Final Found Sol.A	Final Found Sol.AB	Final Found %R
Arsenic		100	-3.2	100	100	-0.3	98	98
Barium		500	0.2	519	104	0.1	516	103
Beryllium		500	0.0	496	99	0.0	485	97
Cadmium		1000	-1.7	956	96	-1.3	948	95
Chromium		500	-0.7	501	100	-0.9	498	100
Copper		500	-0.4	532	106	-0.3	525	105
Lead		50	-3.6	49	98	-2.4	48	96
Manganese		500	1.5	496	99	1.4	492	98
Nickel		1000	-2.5	953	95	-2.7	945	94
Selenium		50	-4.1	45	90	-4.1	40	80
Silver		200	0.1	212	106	-0.2	210	105
Zinc		1000	8.8	995	100	9.1	986	99

METALS

-4-

ICP INTERFERENCE CHECK SAMPLE

Contract: R2105887

Lab Code: _____ Case No.: _____ SAS No.: _____ SDG NO.: TP-01 (350)

ICP ID Number: Agilent ICP ICS Source: PERKIN ELMER

Concentration Units): ug/L

Analyte	True		Initial Found			Final Found		
	Sol.A	Sol.AB	Sol.A	Sol.AB	%R	Sol.A	Sol.AB	%R
Arsenic		100	-3.7	100	100	-5.9	94	94

METALS

-5A-

SPIKE SAMPLE RECOVERY

SAMPLE NO.

TP-10+11 (370)S

Contract: R2105887

Lab Code: _____ Case No.: _____ SAS No.: _____ SDG NO.: TP-01 (350)

Matrix (soil/water): SOIL Level (low/med): LOW

% Solids for Sample: 86.0

Concentration Units (ug/L or mg/kg dry weight): MG/KG

Analyte	Control Limit %R	Spiked Sample Result (SSR)	C	Sample Result (SR)	C	Spike Added (SA)	%R	Q	M
Arsenic	75 - 125	12.50		6.87		4.7	120		P
Barium	75 - 125	365.00		116.00		233.0	107		P
Beryllium	75 - 125	5.95		0.53		5.8	93		P
Cadmium	75 - 125	5.63		0.26	J	5.8	93		P
Mercury	75 - 125	0.369		0.182		0.19	98		CV
Chromium	75 - 125	36.20		13.40		23.3	98		P
Copper	75 - 125	78.00		62.20		29.1	54	N	P
Lead	75 - 125	213.00		152.00		58.1	105		P
Manganese		727.00		575.00		58.1	262		P
Nickel	75 - 125	67.10		11.10		58.1	96		P
Selenium	75 - 125	93.60		0.63	U	117.0	80		P
Silver	75 - 125	5.56		0.13	J	5.8	94		P
Zinc	75 - 125	167.00		98.80		58.1	117		P

Comments:

METALS

-5A-

SPIKE SAMPLE RECOVERY

SAMPLE NO.

TP-10+11 (370)SD

Contract: R2105887

Lab Code: _____ Case No.: _____ SAS No.: _____ SDG NO.: TP-01 (350)

Matrix (soil/water): SOIL Level (low/med): LOW

% Solids for Sample: 86.0

Concentration Units (ug/L or mg/kg dry weight): MG/KG

Analyte	Control Limit %R	Spiked Sample Result (SSR)	C	Sample Result (SR)	C	Spike Added (SA)	%R	Q	M
Arsenic	75 - 125	11.90		6.87		4.7	107		P
Barium	75 - 125	342.00		116.00		233.0	97		P
Beryllium	75 - 125	5.91		0.53		5.8	93		P
Cadmium	75 - 125	5.65		0.26	J	5.8	93		P
Mercury	75 - 125	0.345		0.182		0.19	86		CV
Chromium	75 - 125	36.50		13.40		23.3	99		P
Copper	75 - 125	75.20		62.20		29.1	45	N	P
Lead	75 - 125	217.00		152.00		58.1	112		P
Manganese		948.00		575.00		58.1	642		P
Nickel	75 - 125	67.50		11.10		58.1	97		P
Selenium	75 - 125	94.00		0.63	U	117.0	80		P
Silver	75 - 125	5.49		0.13	J	5.8	92		P
Zinc	75 - 125	154.00		98.80		58.1	95		P

Comments:

METALS
-5B-

POST DIGEST SPIKE SAMPLE RECOVERY

SAMPLE NO.

TP-10+11 (370)A

Contract: R2105887

Lab Code: _____ Case No.: _____ SAS No.: _____ SDG NO.: TP-01 (350)

Matrix (soil/water): SOIL Level (low/med): LOW

Concentration Units: ug/L

Analyte	Control Limit %R	Spiked Sample Result (SSR)	C	Sample Result (SR)	C	Spike Added(SA)	%R	Q	M
Arsenic		92.50		59.10		40.0	84		P
Barium		2780.00		997.00		2000.0	89		P
Beryllium		47.90		4.60		50.0	87		P
Cadmium		45.60		2.20	J	50.0	87		P
Chromium		289.00		115.00		200.0	87		P
Copper		759.00		535.00		250.0	90		P
Lead		1710.00		1310.00		500.0	80		P
Manganese		5230.00		4940.00		500.0	58		P
Nickel		531.00		95.70		500.0	87		P
Selenium		789.00		5.40	U	1010.0	78		P
Silver		45.30		1.10	J	50.0	88		P
Zinc		1270.00		849.00		500.0	84		P

Comments:

METALS
-6-
DUPLICATES

SAMPLE NO.

TP-10+11 (370)SD

Contract: R2105887

Lab Code: _____ Case No.: _____ SAS No.: _____ SDG NO.: TP-01 (350)

Matrix (soil/water): SOIL Level (low/med): LOW

% Solids for Sample: 86.0 % Solids for Duplicate: 86.0

Concentration Units (ug/L or mg/kg dry weight): MG/KG

Analyte	Control Limit	Sample (S)	C	Duplicate (D)	C	RPD	Q	M
Arsenic		12.50		11.90		5		P
Barium		365.00		342.00		7		P
Beryllium		5.95		5.91		1		P
Cadmium		5.63		5.65		0		P
Mercury		0.369		0.345		7		CV
Chromium		36.20		36.50		1		P
Copper		78.00		75.20		4		P
Lead		213.00		217.00		2		P
Manganese		727.00		948.00		26	*	P
Nickel		67.10		67.50		1		P
Selenium		93.60		94.00		0		P
Silver		5.56		5.49		1		P
Zinc		167.00		154.00		8		P

Comments:

METALS

-7-

LABORATORY CONTROL SAMPLE

Contract: R2105887

Lab Code: _____ Case No.: _____ SAS No.: _____ SDG NO.: TP-01 (350)

Solid LCS Source: CPI

Aqueous LCS Source:

Analyte	Aqueous (ug/L True	Found	%R	Solid (mg/K True	Found	C	Limits		%R
Arsenic				4	3.64		3.2	4.8	91
Barium				200	206.86		160	240	103
Beryllium				5	5.00		4	6	100
Cadmium				5	5.15		4	6	103
Mercury				0.166	0.17		.133	.199	102
Chromium				20	20.62		16	24	103
Copper				25	25.54		20	30	102
Lead				50	50.72		40	60	101
Manganese				50	50.33		40	60	101
Nickel				50	51.01		40	60	102
Selenium				101	87.41		80.8	121	87
Silver				5	4.85		4	6	97
Zinc				50	49.66		40	60	99

Comments:

METALS

-9-

ICP SERIAL DILUTIONS

SAMPLE NO.

TP-07 (350)L

Contract: R2105887

Lab Code: _____ Case No.: _____ SAS No.: _____ SDG NO.: TP-01 (350)

Matrix (soil/water): SOIL Level (low/med): LOW

Concentration Units: ug/L

Analyte	Initial Sample Result (I)	C	Serial Dilution Result (S)	C	% Difference	Q	M
Arsenic	22.30		35.00	U	100.0		P

Comments: _____

METALS

-9-

ICP SERIAL DILUTIONS

SAMPLE NO.

TP-10+11 (370)L

Contract: R2105887

Lab Code: _____ Case No.: _____ SAS No.: _____ SDG NO.: TP-01 (350)

Matrix (soil/water): SOIL Level (low/med): LOW

Concentration Units: ug/L

Analyte	Initial Sample Result (I)	C	Serial Dilution Result (S)	C	% Difference	Q	M
Arsenic	59.10		56.00		5		P
Barium	997.00		1070.00		7		P
Beryllium	4.60		5.00	J	9		P
Cadmium	2.20	J	4.30	U	100.0		P
Chromium	115.00		128.00		11		P
Copper	535.00		531.00		1		P
Lead	1310.00		1370.00		5		P
Manganese	4940.00		5310.00		7		P
Nickel	95.70		95.50	J	0		P
Selenium	5.40	U	27.00	U			P
Silver	1.10	J	4.50	U	100.0		P
Zinc	849.00		902.00		6		P

Comments: _____

METALS

-10-

DETECTION LIMITS

Contract: R2105887

Lab Code: _____ Case No.: _____ SAS No.: _____ SDG NO.: TP-01 (350)

ICP ID Number: Agilent ICP Date: 5/17/2021

Flame AA ID Number: _____

Furnace AA ID Number:

Analyte	Wave-length (nm)	Back-ground	PQL ug/L	MDL ug/L	M
Arsenic	188.980		10.0	7.00	P
Barium	230.424		20.0	15.00	P
Beryllium	313.107		3.0	0.60	P
Cadmium	214.439		5.0	0.86	P
Chromium	267.716		10.0	3.50	P
Copper	327.395		20.0	1.30	P
Lead	220.353		50.0	4.00	P
Manganese	257.610		20.0	1.60	P
Nickel	230.299		40.0	6.60	P
Selenium	196.026		10.0	5.40	P
Silver	328.068		10.0	0.90	P
Zinc	213.857		20.0	14.00	P

Comments: _____

METALS

-10-

DETECTION LIMITS

Contract: R2105887

Lab Code: _____ Case No.: _____ SAS No.: _____ SDG NO.: TP-01 (350)

ICP ID Number: _____ Date: 5/17/2021

Flame AA ID Number: PE FAA/CVAA

Furnace AA ID Number:

Analyte	Wave-length (nm)	Back-ground	PQL ug/L	MDL ug/L	M
Mercury	253.70	BD	0.200	0.078	CV

Comments:

METALS
ICP LINEAR RANGES (QUARTERLY)
-12-

Contract: R2105887

Lab Code: _____ Case No.: _____ SAS No.: _____ SDG NO.: TP-01 (350)

ICP ID Number: Agilent ICP Date: 5/17/2021

Analyte	Integ. Time (Sec.)	Concentration (ug/L)	M
Arsenic	1.000	4000	P
Barium	1.000	40000	P
Beryllium	1.000	1000	P
Cadmium	1.000	2000	P
Chromium	1.000	10000	P
Copper	1.000	4000	P
Lead	1.000	10000	P
Manganese	1.000	10000	P
Nickel	1.000	8000	P
Selenium	1.000	2000	P
Silver	1.000	2000	P
Zinc	1.000	4000	P

Comments: _____

METALS

-14-

ANALYSIS RUN LOG

Contract: R2105887

Lab Code: _____ Case No.: _____ SAS No.: _____ SDG No.: TP-01 (350)

Instrument ID Number: Agilent ICP Method: P

Start Date: 6/17/2021 End Date: 6/17/2021

Sample ID.	D/F	Time	% R	Analytes																							
				AL	SB	AS	BA	BE	CD	CA	CR	CO	CU	FE	PB	MG	MN	HG	NI	K	SE	AG	NA	TL	V	ZN	CN
BLANK	1.00	09:34				X	X	X	X		X		X		X		X		X		X	X				X	
STANDARD 1	1.00	09:37				X	X	X	X		X		X		X		X		X		X	X				X	
STANDARD 2	1.00	09:40				X	X	X	X		X		X		X		X		X		X	X				X	
STANDARD 3	1.00	09:44				X	X	X	X		X		X		X		X		X		X	X				X	
STANDARD 4	1.00	09:47				X	X	X	X		X		X		X		X		X		X	X				X	
STANDARD 5	1.00	09:50				X	X	X	X		X		X		X		X		X		X	X				X	
ICV1	1.00	09:54				X	X	X	X		X		X		X		X		X		X	X				X	
ICB1	1.00	09:57				X	X	X	X		X		X		X		X		X		X	X				X	
CRDL1	1.00	10:00				X	X	X	X		X		X		X		X		X		X	X				X	
ICS-A1	1.00	10:04				X	X	X	X		X		X		X		X		X		X	X				X	
ICS-AB1	1.00	10:07				X	X	X	X		X		X		X		X		X		X	X				X	
CCV1	1.00	10:10				X	X	X	X		X		X		X		X		X		X	X				X	
CCB1	1.00	10:13				X	X	X	X		X		X		X		X		X		X	X				X	
PBS	1.00	10:17				X	X	X	X		X		X		X		X		X		X	X				X	
LCSS	1.00	10:20				X	X	X	X		X		X		X		X		X		X	X				X	
ZZZZZZ	1.00	10:23																									
ZZZZZZ	1.00	10:26																									
ZZZZZZ	1.00	10:30																									
ZZZZZZ	1.00	10:33																									
ZZZZZZ	1.00	10:36																									
ZZZZZZ	1.00	10:39																									
ZZZZZZ	1.00	10:43																									
ZZZZZZ	1.00	10:46																									
CCV2	1.00	10:49				X	X	X	X		X		X		X		X		X		X	X				X	
CCB2	1.00	10:52				X	X	X	X		X		X		X		X		X		X	X				X	
ZZZZZZ	5.00	10:56																									
ZZZZZZ	1.00	10:59																									
ZZZZZZ	1.00	11:02																									
ZZZZZZ	1.00	11:06																									
ZZZZZZ	1.00	11:09																									
TP-01 (350)	1.00	11:12				X	X	X	X		X		X		X		X		X		X	X				X	
TP-07 (350)	1.00	11:15					X	X	X		X		X		X		X		X		X	X				X	
TP-08+09+10 (350)	1.00	11:19				X	X	X	X		X		X		X		X		X		X	X				X	

* - Denotes additional elements (other than the standard CLP elements) are represented on another Form 14

METALS

-14-

ANALYSIS RUN LOG

Contract: R2105887

Lab Code: _____ Case No.: _____ SAS No.: _____ SDG No.: TP-01 (350)

Instrument ID Number: Agilent ICP Method: P

Start Date: 6/17/2021 End Date: 6/17/2021

Sample ID.	D/F	Time	% R	Analytes																							
				AL	SB	AS	BA	BE	CD	CA	CR	CO	CU	FE	PB	MG	MN	HG	NI	K	SE	AG	NA	TL	V	ZN	CN
TP-11+12 (350)	1.00	11:22				X	X	X	X		X		X		X		X		X		X	X				X	
TP-01 (370)	1.00	11:25				X	X	X	X		X		X		X		X		X		X	X				X	
CCV3	1.00	11:28				X	X	X	X		X		X		X		X		X		X	X				X	
CCB3	1.00	11:31				X	X	X	X		X		X		X		X		X		X	X				X	
TP-06+07 (370)	1.00	11:35				X	X	X	X		X		X		X		X		X		X	X				X	
TP-08+09 (370)	1.00	11:38				X	X	X	X		X		X		X		X		X		X	X				X	
TP-10+11 (370)	1.00	11:41				X	X	X	X		X		X		X		X		X		X	X				X	
TP-10+11 (370)S	1.00	11:45				X	X	X	X		X		X		X		X		X		X	X				X	
TP-10+11 (370)SD	1.00	11:48				X	X	X	X		X		X		X		X		X		X	X				X	
TP-10+11 (370)A	1.00	11:51				X	X	X	X		X		X		X		X		X		X	X				X	
TP-10+11 (370)L	5.00	11:54				X	X	X	X		X		X		X		X		X		X	X				X	
ZZZZZZ	10.00	11:58																									
ZZZZZZ	10.00	12:01																									
ZZZZZZ	10.00	12:04																									
CCV4	1.00	12:07				X	X	X	X		X		X		X		X		X		X	X				X	
CCB4	1.00	12:11				X	X	X	X		X		X		X		X		X		X	X				X	
CRDL2	1.00	12:14				X	X	X	X		X		X		X		X		X		X	X				X	
ICS-A2	1.00	12:17				X	X	X	X		X		X		X		X		X		X	X				X	
ICS-AB2	1.00	12:20				X	X	X	X		X		X		X		X		X		X	X				X	
ZZZZZZ	1.00	12:24																									
ZZZZZZ	1.00	12:27																									
ZZZZZZ	1.00	12:30																									
CCV5	1.00	12:33				X	X	X	X		X		X		X		X		X		X	X				X	
CCB5	1.00	12:37				X	X	X	X		X		X		X		X		X		X	X				X	

* - Denotes additional elements (other than the standard CLP elements) are represented on another Form 14

METALS

-14-

ANALYSIS RUN LOG

Contract: R2105887

Lab Code: _____ Case No.: _____ SAS No.: _____ SDG No.: TP-01 (350)

Instrument ID Number: PE FAA/CVAA Method: CV

Start Date: 6/17/2021 End Date: 6/17/2021

Sample ID.	D/F	Time	% R	Analytes																							
				AL	SB	AS	BA	BE	CD	CA	CR	CO	CU	FE	PB	MG	MN	HG	NI	K	SE	AG	NA	TL	V	ZN	CN
Calib Blank	1.00	12:56																X									
0.2ppb std	1.00	12:58																X									
0.5ppb std	1.00	13:01																X									
1.0ppb std	1.00	13:03																X									
2.0ppb std	1.00	13:06																X									
5.0ppb std	1.00	13:09																X									
10.0ppb std	1.00	13:11																X									
ICV1	1.00	13:14																X									
ICB1	1.00	13:16																X									
CRDL1	1.00	13:19																X									
CCV1	1.00	13:21																X									
CCB1	1.00	13:24																X									
PBS	1.00	13:27																X									
LCSS	1.00	13:29																X									
ZZZZZZ	1.00	13:32																									
ZZZZZZ	1.00	13:34																									
ZZZZZZ	1.00	13:37																									
ZZZZZZ	1.00	13:39																									
ZZZZZZ	1.00	13:42																									
ZZZZZZ	1.00	13:45																									
ZZZZZZ	1.00	13:47																									
ZZZZZZ	1.00	13:50																									
CCV2	1.00	13:52																X									
CCB2	1.00	13:55																X									
TP-01 (350)	1.00	13:57																X									
TP-07 (350)	1.00	14:00																X									
TP-08+09+10 (350)	1.00	14:03																									
TP-11+12 (350)	1.00	14:05																X									
TP-01 (370)	1.00	14:08																X									
TP-06+07 (370)	1.00	14:10																X									
TP-08+09 (370)	1.00	14:13																X									
TP-10+11 (370)	1.00	14:15																X									
TP-10+11 (370)S	1.00	14:18																X									

* - Denotes additional elements (other than the standard CLP elements) are represented on another Form 14

METALS

-14-

ANALYSIS RUN LOG

Contract: R2105887

Lab Code: _____ Case No.: _____ SAS No.: _____ SDG No.: TP-01 (350)

Instrument ID Number: PE FAA/CVAA Method: CV

Start Date: 6/17/2021 End Date: 6/17/2021

Sample ID.	D/F	Time	% R	Analytes																							
				AL	SB	AS	BA	BE	CD	CA	CR	CO	CU	FE	PB	MG	MN	HG	NI	K	SE	AG	NA	TL	V	ZN	CN
CCV3	1.00	14:21																X									
CCB3	1.00	14:23																X									
TP-10+11 (370)SD	1.00	14:26																X									
ZZZZZZ	1.00	14:28																									
CCV4	1.00	14:31																X									
CCB4	1.00	14:33																X									
ZZZZZZ	1.00	14:36																									
ZZZZZZ	1.00	14:39																									
ZZZZZZ	1.00	14:41																									
ZZZZZZ	1.00	14:44																									
ZZZZZZ	1.00	14:46																									
ZZZZZZ	1.00	14:49																									
ZZZZZZ	1.00	14:52																									
ZZZZZZ	1.00	14:54																									
ZZZZZZ	1.00	14:57																									
CCV5	1.00	14:59																X									
CCB5	1.00	15:02																X									
ZZZZZZ	1.00	15:04																									
TP-08+09+10 (350)	3.00	15:08																X									
CRDL2	1.00	15:11																X									
CCV6	1.00	15:13																X									
CCB6	1.00	15:16																X									

* - Denotes additional elements (other than the standard CLP elements) are represented on another Form 14

METALS

-14-

ANALYSIS RUN LOG

Contract: R2105887

Lab Code: _____ Case No.: _____ SAS No.: _____ SDG No.: TP-01 (350)

Instrument ID Number: Agilent ICP Method: P

Start Date: 6/17/2021 End Date: 6/17/2021

Sample ID.	D/F	Time	% R	Analytes																							
				AL	SB	AS	BA	BE	CD	CA	CR	CO	CU	FE	PB	MG	MN	HG	NI	K	SE	AG	NA	TL	V	ZN	CN
BLANK	1.00	15:02				X																					
STANDARD 1	1.00	15:06				X																					
STANDARD 2	1.00	15:09				X																					
STANDARD 3	1.00	15:12				X																					
STANDARD 4	1.00	15:15				X																					
STANDARD 5	1.00	15:19				X																					
ICV2	1.00	15:22				X																					
ICB2	1.00	15:26				X																					
ZZZZZZ	1.00	15:29																									
ZZZZZZ	1.00	15:32																									
ZZZZZZ	1.00	15:35																									
ZZZZZZ	1.00	15:39																									
ZZZZZZ	1.00	15:42																									
ZZZZZZ	1.00	15:45																									
ZZZZZZ	1.00	15:48																									
ZZZZZZ	10.00	15:52																									
ZZZZZZ	10.00	15:55																									
ZZZZZZ	10.00	15:58																									
ZZZZZZ	10.00	16:01																									
ZZZZZZ	1.00	16:05																									
ZZZZZZ	1.00	16:08																									
ZZZZZZ	1.00	16:11																									
ZZZZZZ	1.00	16:14																									
ZZZZZZ	1.00	16:18																									
ZZZZZZ	1.00	16:21																									
ZZZZZZ	1.00	16:24																									
ZZZZZZ	1.00	16:27																									
ZZZZZZ	1.00	16:31																									
ZZZZZZ	1.00	16:34																									
ZZZZZZ	1.00	16:37																									
ZZZZZZ	1.00	16:40																									
ZZZZZZ	1.00	16:44																									
ZZZZZZ	1.00	16:47																									

* - Denotes additional elements (other than the standard CLP elements) are represented on another Form 14

METALS

-14-

ANALYSIS RUN LOG

Contract: R2105887

Lab Code: _____ Case No.: _____ SAS No.: _____ SDG No.: TP-01 (350)

Instrument ID Number: Agilent ICP Method: P

Start Date: 6/17/2021 End Date: 6/17/2021

Sample ID.	D/F	Time	% R	Analytes																							
				AL	SB	AS	BA	BE	CD	CA	CR	CO	CU	FE	PB	MG	MN	HG	NI	K	SE	AG	NA	TL	V	ZN	CN
ZZZZZZ	5.00	16:50																									
ZZZZZZ	1.00	16:53																									
ZZZZZZ	1.00	16:57																									
ZZZZZZ	1.00	17:00																									
ZZZZZZ	1.00	17:03																									
ZZZZZZ	1.00	17:06																									
ZZZZZZ	1.00	17:10																									
ZZZZZZ	1.00	17:13																									
ZZZZZZ	1.00	17:16																									
ZZZZZZ	1.00	17:20																									
ZZZZZZ	1.00	17:23																									
ZZZZZZ	5.00	17:26																									
CCV1	1.00	17:29				X																					
CCB1	1.00	17:33				X																					
CRDL1	1.00	17:36				X																					
ICS-A1	1.00	17:39				X																					
ICS-AB1	1.00	17:42				X																					
ZZZZZZ	1.00	17:46																									
ZZZZZZ	1.00	17:49																									
ZZZZZZ	1.00	17:52																									
CCV2	1.00	17:55				X																					
CCB2	1.00	17:59				X																					
ZZZZZZ	1.00	18:02																									
ZZZZZZ	1.00	18:05																									
ZZZZZZ	1.00	18:08																									
TP-07 (350)	1.00	18:12				X																					
TP-07 (350)L	5.00	18:15				X																					
ZZZZZZ	1.00	18:18																									
ZZZZZZ	1.00	18:22																									
ZZZZZZ	1.00	18:25																									
ZZZZZZ	5.00	18:28																									
CCV3	1.00	18:31				X																					
CCB3	1.00	18:34				X																					

* - Denotes additional elements (other than the standard CLP elements) are represented on another Form 14

METALS

-14-

ANALYSIS RUN LOG

Contract: R2105887

Lab Code: _____ Case No.: _____ SAS No.: _____ SDG No.: TP-01 (350)

Instrument ID Number: Agilent ICP Method: P

Start Date: 6/17/2021 End Date: 6/17/2021

Sample ID.	D/F	Time	% R	Analytes																							
				AL	SB	AS	BA	BE	CD	CA	CR	CO	CU	FE	PB	MG	MN	HG	NI	K	SE	AG	NA	TL	V	ZN	CN
ZZZZZZ	1.00	18:38																									
ZZZZZZ	1.00	18:41																									
ZZZZZZ	1.00	18:44																									
ZZZZZZ	1.00	18:48																									
ZZZZZZ	1.00	18:51																									
ZZZZZZ	1.00	18:54																									
ZZZZZZ	1.00	18:57																									
ZZZZZZ	1.00	19:01																									
ZZZZZZ	1.00	19:04																									
ZZZZZZ	5.00	19:07																									
ZZZZZZ	1.00	19:10																									
ZZZZZZ	1.00	19:14																									
ZZZZZZ	1.00	19:17																									
ZZZZZZ	1.00	19:20																									
ZZZZZZ	1.00	19:23																									
ZZZZZZ	1.00	19:27																									
ZZZZZZ	1.00	19:30																									
ZZZZZZ	1.00	19:33																									
ZZZZZZ	1.00	19:36																									
ZZZZZZ	1.00	19:40																									
ZZZZZZ	1.00	19:43																									
ZZZZZZ	1.00	19:46																									
ZZZZZZ	1.00	19:49																									
ZZZZZZ	1.00	19:53																									
ZZZZZZ	1.00	19:56																									
ZZZZZZ	1.00	19:59																									
ZZZZZZ	1.00	20:02																									
ZZZZZZ	5.00	20:06																									
CCV4	1.00	20:09				X																					
CCB4	1.00	20:12				X																					
CRDL2	1.00	20:15				X																					
ICS-A2	1.00	20:19				X																					
ICS-AB2	1.00	20:22				X																					

* - Denotes additional elements (other than the standard CLP elements) are represented on another Form 14

METALS
-14-

ANALYSIS RUN LOG

Contract: R2105887

Lab Code: _____ Case No.: _____ SAS No.: _____ SDG No.: TP-01 (350)

Instrument ID Number: Agilent ICP Method: P

Start Date: 6/17/2021 End Date: 6/17/2021

Sample ID.	D/F	Time	% R	Analytes																							
				AL	SB	AS	BA	BE	CD	CA	CR	CO	CU	FE	PB	MG	MN	HG	NI	K	SE	AG	NA	TL	V	ZN	CN
CCV5	1.00	20:25				X																					
CCB5	1.00	20:28				X																					

* - Denotes additional elements (other than the standard CLP elements) are represented on another Form 14

General Chemistry

ALS Environmental—Rochester Laboratory
1565 Jefferson Road, Building 300, Suite 360, Rochester, NY 14623
Phone (585) 288-5380 Fax (585) 288-8475
www.alsglobal.com

ALS Group USA, Corp.
dba ALS Environmental

Analytical Report

Client:	LU Engineers	**Service Request:**	R2105887
Project:	Orchard Street/4235-01	**Date Collected:**	NA
Sample Matrix:	Soil	**Date Received:**	NA
Sample Name:	Method Blank	**Basis:**	Dry
Lab Code:	R2105887-MB1		

Inorganic Parameters

Analyte Name	Analysis Method	Result		Units	MRL	MDL	Dil.	Date Analyzed	Date Extracted	Q
Chromium, Hexavalent	7199	0.40	U	mg/Kg	0.40	0.05	1	06/21/21 16:23	06/16/21	
Cyanide, Total	9012B	0.30	U	mg/Kg	0.30	0.17	1	06/17/21 10:37	06/16/21	

ALS Group USA, Corp.
dba ALS Environmental

Analytical Report

Client:	LU Engineers	**Service Request:**	R2105887
Project:	Orchard Street/4235-01	**Date Collected:**	NA
Sample Matrix:	Soil	**Date Received:**	NA
Sample Name:	Method Blank	**Basis:**	Dry
Lab Code:	R2105887-MB2		

Inorganic Parameters

Analyte Name	Analysis Method	Result		Units	MRL	MDL	Dil.	Date Analyzed	Date Extracted	Q
Chromium, Hexavalent	7199	0.40	U	mg/Kg	0.40	0.05	1	06/22/21 05:47	06/21/21	

ALS Group USA, Corp.
dba ALS Environmental

QA/QC Report

Client:	LU Engineers	**Service Request:**	R2105887
Project:	Orchard Street/4235-01	**Date Collected:**	06/04/21
Sample Matrix:	Soil	**Date Received:**	06/11/21
		Date Analyzed:	6/22/21

Matrix Spike Summary
General Chemistry Parameters

Sample Name:	TP-10+11 (370)	**Units:**	mg/Kg
Lab Code:	R2105887-019	**Basis:**	Dry

Matrix Spike
R2105887-019MS1

Analyte Name	Method	Sample Result	Result	Spike Amount	% Rec	% Rec Limits
Chromium, Hexavalent	7199	0.46 U	34.5	46.0	75	75-125

Results flagged with an asterisk (*) indicate values outside control criteria.

Results flagged with a pound (#) indicate the control criteria is not applicable.

Percent recoveries and relative percent differences (RPD) are determined by the software using values in the calculation which have not been rounded.

ALS Group USA, Corp.
dba ALS Environmental

QA/QC Report

Client:	LU Engineers	**Service Request:**	R2105887
Project:	Orchard Street/4235-01	**Date Collected:**	06/04/21
Sample Matrix:	Soil	**Date Received:**	06/11/21
		Date Analyzed:	06/22/21
		Date Extracted:	06/21/21

Matrix Spike Summary
Chromium, Hexavalent

Sample Name:	TP-10+11 (370)	**Units:**	mg/Kg
Lab Code:	R2105887-019	**Basis:**	Dry
Analysis Method:	7199		
Prep Method:	EPA 3060A		

Matrix Spike
R2105887-019MS2

Analyte Name	Sample Result	Result	Spike Amount	% Rec	% Rec Limits
Chromium, Hexavalent	9.2 U	790	742	107	75-125

Results flagged with an asterisk (*) indicate values outside control criteria.

Results flagged with a pound (#) indicate the control criteria is not applicable.

Percent recoveries and relative percent differences (RPD) are determined by the software using values in the calculation which have not been rounded.

Matrix Spike and Matrix Spike Duplicate Data is presented for information purposes only. The matrix may or may not be relevant to samples reported in this report. The laboratory evaluates system performance based on the LCS and LCSD control limits.

ALS Group USA, Corp.
dba ALS Environmental

QA/QC Report

Client:	LU Engineers	**Service Request:**	R2105887
Project:	Orchard Street/4235-01	**Date Collected:**	06/04/21
Sample Matrix:	Soil	**Date Received:**	06/11/21
		Date Analyzed:	06/17/21
		Date Extracted:	06/16/21

Duplicate Matrix Spike Summary
Cyanide, Total

Sample Name:	TP-10+11 (370)	**Units:**	mg/Kg
Lab Code:	R2105887-019	**Basis:**	Dry
Analysis Method:	9012B		
Prep Method:	Method		

		Matrix Spike R2105887-019MS1			Duplicate Matrix Spike R2105887-019DMS1					
Analyte Name	**Sample Result**	**Result**	**Spike Amount**	**% Rec**	**Result**	**Spike Amount**	**% Rec**	**% Rec Limits**	**RPD**	**RPD Limit**
Cyanide, Total	0.28 U	3.03	2.79	109	3.21	2.88	111	10-159	6	30

Results flagged with an asterisk (*) indicate values outside control criteria.

Results flagged with a pound (#) indicate the control criteria is not applicable.

Percent recoveries and relative percent differences (RPD) are determined by the software using values in the calculation which have not been rounded.

Matrix Spike and Matrix Spike Duplicate Data is presented for information purposes only. The matrix may or may not be relevant to samples reported in this report. The laboratory evaluates system performance based on the LCS and LCSD control limits.

ALS Group USA, Corp.
dba ALS Environmental

QA/QC Report

Client:	LU Engineers	**Service Request:**	R2105887
Project	Orchard Street/4235-01	**Date Collected:**	06/03/21
Sample Matrix:	Soil	**Date Received:**	06/11/21
		Date Analyzed:	06/23/21

Replicate Sample Summary
General Chemistry Parameters

Sample Name:	TP-07 (350)	**Units:**	Percent
Lab Code:	R2105887-005	**Basis:**	As Received

Analyte Name	Analysis Method	MRL	MDL	Sample Result	Duplicate Sample R2105887-005DUP Result	Average	RPD	RPD Limit
Total Solids	ALS SOP	-	-	87.5	87.0	87.2	<1	20

Results flagged with an asterisk (*) indicate values outside control criteria.

Results flagged with a pound (#) indicate the control criteria is not applicable.

Percent recoveries and relative percent differences (RPD) are determined by the software using values in the calculation which have not been rounded.

ALS Group USA, Corp.
dba ALS Environmental

QA/QC Report

Client:	LU Engineers	**Service Request:**	R2105887
Project	Orchard Street/4235-01	**Date Collected:**	06/04/21
Sample Matrix:	Soil	**Date Received:**	06/11/21
		Date Analyzed:	06/23/21

Replicate Sample Summary
General Chemistry Parameters

Sample Name:	TP-11 (370)	**Units:**	Percent
Lab Code:	R2105887-018	**Basis:**	As Received

Analyte Name	Analysis Method	MRL	MDL	Sample Result	Duplicate Sample R2105887-018DUP Result	Average	RPD	RPD Limit
Total Solids	ALS SOP	-	-	79.6	79.7	79.7	<1	20

Results flagged with an asterisk (*) indicate values outside control criteria.

Results flagged with a pound (#) indicate the control criteria is not applicable.

Percent recoveries and relative percent differences (RPD) are determined by the software using values in the calculation which have not been rounded.

ALS Group USA, Corp.
dba ALS Environmental

QA/QC Report

Client:	LU Engineers	**Service Request:**	R2105887
Project	Orchard Street/4235-01	**Date Collected:**	06/04/21
Sample Matrix:	Soil	**Date Received:**	06/11/21
		Date Analyzed:	06/22/21

Replicate Sample Summary
General Chemistry Parameters

Sample Name:	TP-10+11 (370)	**Units:**	mg/Kg
Lab Code:	R2105887-019	**Basis:**	Dry

Analyte Name	Analysis Method	MRL	MDL	Sample Result	Duplicate Sample R2105887-019DUP Result	Average	RPD	RPD Limit
Chromium, Hexavalent	7199	0.45	0.05	0.45 U	0.45 U	NC	NC	20

Results flagged with an asterisk (*) indicate values outside control criteria.

Results flagged with a pound (#) indicate the control criteria is not applicable.

Percent recoveries and relative percent differences (RPD) are determined by the software using values in the calculation which have not been rounded.

ALS Group USA, Corp.
dba ALS Environmental

QA/QC Report

Client:	LU Engineers	**Service Request:**	R2105887
Project	Orchard Street/4235-01	**Date Collected:**	06/04/21
Sample Matrix:	Soil	**Date Received:**	06/11/21
		Date Analyzed:	06/23/21

Replicate Sample Summary
General Chemistry Parameters

Sample Name:	TP-10+11 (370)	**Units:**	Percent
Lab Code:	R2105887-019	**Basis:**	As Received

Analyte Name	Analysis Method	MRL	MDL	Sample Result	Duplicate Sample R2105887-019DUP Result	Average	RPD	RPD Limit
Total Solids	ALS SOP	-	-	86.0	85.8	85.9	<1	20

Results flagged with an asterisk (*) indicate values outside control criteria.

Results flagged with a pound (#) indicate the control criteria is not applicable.

Percent recoveries and relative percent differences (RPD) are determined by the software using values in the calculation which have not been rounded.

ALS Group USA, Corp.
dba ALS Environmental

QA/QC Report

Client: LU Engineers
Project: Orchard Street/4235-01
Sample Matrix: Soil

Service Request: R2105887
Date Analyzed: 06/17/21 - 06/21/21

Lab Control Sample Summary
General Chemistry Parameters

Units:mg/Kg
Basis: Dry

Lab Control Sample
R2105887-LCS1

Analyte Name	Analytical Method	Result	Spike Amount	% Rec	% Rec Limits
Chromium, Hexavalent	7199	668	650	103	80-120
Cyanide, Total	9012B	3.22	3.00	107	85-115

ALS Group USA, Corp.
dba ALS Environmental

QA/QC Report

Client: LU Engineers
Project: Orchard Street/4235-01
Sample Matrix: Soil

Service Request: R2105887
Date Analyzed: 06/17/21 - 06/22/21

Lab Control Sample Summary
General Chemistry Parameters

Units:mg/Kg
Basis: Dry

Lab Control Sample
R2105887-LCS2

Analyte Name	Analytical Method	Result	Spike Amount	% Rec	% Rec Limits
Chromium, Hexavalent	7199	644	643	100	80-120
Cyanide, Total	9012B	18.6	18.0	103	85-115

Client: LU Engineers **Service Request:**R2105887
Project: Orchard Street/4235-01

Continuing Calibration Blank (CCB) Summary
Cyanide, Total

Analysis Method: 9012B **Units:**mg/Kg

	Analysis Lot	Lab Code	Date Analyzed	MRL	MDL	Result	Q
CCB1	728041	RQ2107014-02	06/17/21 10:35	0.30	0.17	0.30	U
CCB2	728041	RQ2107014-04	06/17/21 10:44	0.30	0.17	0.30	U

Client: LU Engineers **Service Request:**R2105887
Project: Orchard Street/4235-01

Continuing Calibration Blank (CCB) Summary
Chromium, Hexavalent

Analysis Method: 7199 **Units:**mg/Kg

	Analysis Lot	Lab Code	Date Analyzed	MRL	MDL	Result	Q
CCB1	728329	RQ2107165-07	06/21/21 16:14	0.40	0.05	0.40	U
CCB2	728329	RQ2107165-08	06/21/21 17:49	0.40	0.05	0.40	U
CCB3	728329	RQ2107165-09	06/21/21 19:26	0.40	0.05	0.40	U
CCB4	728329	RQ2107165-10	06/21/21 21:03	0.40	0.05	0.40	U
CCB5	728329	RQ2107165-11	06/21/21 22:39	0.40	0.05	0.40	U
CCB6	728329	RQ2107165-12	06/22/21 00:16	0.40	0.05	0.40	U
CCB7	728331	RQ2107167-04	06/22/21 05:06	0.40	0.05	0.40	U
CCB8	728331	RQ2107167-05	06/22/21 06:42	0.40	0.05	0.40	U
CCB9	728331	RQ2107167-06	06/22/21 08:03	0.40	0.05	0.40	U

Client: LU Engineers **Service Request:** R2105887
Project: Orchard Street/4235-01

Continuing Calibration Verification (CCV) Summary

Cyanide, Total

Analysis Method: 9012B **Units:** mg/L

	Analysis Lot	Lab Code	Date Analyzed	True Value	Measured Value	Percent Recovery	Acceptance Limits
CCV1	728041	RQ2107014-01	06/17/21 10:34	0.500	0.511	102	85-115
CCV2	728041	RQ2107014-03	06/17/21 10:43	0.500	0.516	103	85-115

Client: LU Engineers **Service Request:** R2105887
Project: Orchard Street/4235-01

Continuing Calibration Verification (CCV) Summary

Chromium, Hexavalent

Analysis Method: 7199 **Units:** ppm

	Analysis Lot	Lab Code	Date Analyzed	True Value	Measured Value	Percent Recovery	Acceptance Limits
CCV1	728329	RQ2107165-01	06/21/21 16:04	0.500	0.499	100	90-110
CCV2	728329	RQ2107165-02	06/21/21 17:41	0.500	0.499	100	90-110
CCV3	728329	RQ2107165-03	06/21/21 19:16	0.500	0.495	99	90-110
CCV4	728329	RQ2107165-04	06/21/21 20:54	0.500	0.495	99	90-110
CCV5	728329	RQ2107165-05	06/21/21 22:29	0.500	0.493	99	90-110
CCV6	728329	RQ2107165-06	06/22/21 00:07	0.500	0.491	98	90-110
CCV7	728331	RQ2107167-01	06/22/21 04:56	0.500	0.487	97	90-110
CCV8	728331	RQ2107167-02	06/22/21 06:33	0.500	0.487	97	90-110
CCV9	728331	RQ2107167-03	06/22/21 07:53	0.500	0.491	98	90-110

Raw Data

ALS Environmental—Rochester Laboratory
1565 Jefferson Road, Building 300, Suite 360, Rochester, NY 14623
Phone (585) 288-5380 Fax (585) 288-8475
www.alsglobal.com

Volatile Organic Compounds by GC/MS

ALS Environmental—Rochester Laboratory
1565 Jefferson Road, Building 300, Suite 360, Rochester, NY 14623
Phone (585) 288-5380 Fax (585) 288-8475
www.alsglobal.com

ALS Group USA, Corp.
dba ALS Environmental

Analytical Report

Client:	LU Engineers	**Service Request:**	R2105887
Project:	Orchard Street/4235-01	**Date Collected:**	06/03/21 08:00
Sample Matrix:	Soil	**Date Received:**	06/11/21 17:15
Sample Name:	TP-01 (350)	**Units:**	ug/Kg
Lab Code:	R2105887-001	**Basis:**	Dry

Volatile Organic Compounds by GC/MS, Unp

Analysis Method: 8260C
Prep Method: EPA 5030C

Analyte Name	Result	MRL	MDL	Dil.	Date Analyzed	Q
1,1,1-Trichloroethane (TCA)	5.7 U	5.7	0.23	1	06/16/21 11:59	
1,1,2,2-Tetrachloroethane	5.7 U	5.7	0.51	1	06/16/21 11:59	
1,1,2-Trichloroethane	5.7 U	5.7	0.23	1	06/16/21 11:59	
1,1,2-Trichloro-1,2,2-trifluoroethane	5.7 U	5.7	0.23	1	06/16/21 11:59	
1,1-Dichloroethane (1,1-DCA)	5.7 U	5.7	0.23	1	06/16/21 11:59	
1,1-Dichloroethene (1,1-DCE)	5.7 U	5.7	0.34	1	06/16/21 11:59	
1,2,3-Trichlorobenzene	5.7 U	5.7	0.60	1	06/16/21 11:59	
1,2,4-Trichlorobenzene	5.7 U	5.7	0.48	1	06/16/21 11:59	
1,2-Dibromo-3-chloropropane (DBCP)	5.7 U	5.7	0.86	1	06/16/21 11:59	
1,2-Dibromoethane	5.7 U	5.7	0.23	1	06/16/21 11:59	
1,2-Dichlorobenzene	5.7 U	5.7	0.23	1	06/16/21 11:59	
1,2-Dichloroethane	5.7 U	5.7	0.23	1	06/16/21 11:59	
1,2-Dichloropropane	5.7 U	5.7	0.23	1	06/16/21 11:59	
1,3-Dichlorobenzene	5.7 U	5.7	0.23	1	06/16/21 11:59	
1,4-Dichlorobenzene	5.7 U	5.7	0.26	1	06/16/21 11:59	
1,4-Dioxane	110 U	110	23	1	06/16/21 11:59	
2-Butanone (MEK)	5.7 U	5.7	2.3	1	06/16/21 11:59	
2-Hexanone	5.7 U	5.7	0.42	1	06/16/21 11:59	
4-Methyl-2-pentanone	5.7 U	5.7	0.27	1	06/16/21 11:59	
Acetone	5.7 U	5.7	5.4	1	06/16/21 11:59	
Benzene	5.7 U	5.7	0.23	1	06/16/21 11:59	
Bromochloromethane	5.7 U	5.7	0.23	1	06/16/21 11:59	
Bromodichloromethane	5.7 U	5.7	0.23	1	06/16/21 11:59	
Bromoform	5.7 U	5.7	0.58	1	06/16/21 11:59	
Bromomethane	5.7 U	5.7	2.4	1	06/16/21 11:59	
Carbon Disulfide	5.7 U	5.7	0.34	1	06/16/21 11:59	
Carbon Tetrachloride	5.7 U	5.7	0.30	1	06/16/21 11:59	
Chlorobenzene	5.7 U	5.7	0.23	1	06/16/21 11:59	
Chloroethane	5.7 U	5.7	0.47	1	06/16/21 11:59	
Chloroform	5.7 U	5.7	0.23	1	06/16/21 11:59	
Chloromethane	5.7 U	5.7	1.6	1	06/16/21 11:59	
Cyclohexane	5.7 U	5.7	0.30	1	06/16/21 11:59	
Dibromochloromethane	5.7 U	5.7	0.23	1	06/16/21 11:59	
Dichlorodifluoromethane (CFC 12)	5.7 U	5.7	0.38	1	06/16/21 11:59	
Dichloromethane	5.7 U	5.7	3.2	1	06/16/21 11:59	
Ethylbenzene	5.7 U	5.7	0.23	1	06/16/21 11:59	
Isopropylbenzene (Cumene)	5.7 U	5.7	0.23	1	06/16/21 11:59	
Methyl Acetate	5.7 U	5.7	0.96	1	06/16/21 11:59	
Methyl tert-Butyl Ether	5.7 U	5.7	0.23	1	06/16/21 11:59	
Methylcyclohexane	5.7 U	5.7	0.36	1	06/16/21 11:59	
Styrene	5.7 U	5.7	0.23	1	06/16/21 11:59	
Tetrachloroethene (PCE)	**0.33 J**	5.7	0.27	1	06/16/21 11:59	
Toluene	5.7 U	5.7	0.23	1	06/16/21 11:59	

ALS Group USA, Corp.
dba ALS Environmental

Analytical Report

Client:	LU Engineers	**Service Request:**	R2105887
Project:	Orchard Street/4235-01	**Date Collected:**	06/03/21 08:00
Sample Matrix:	Soil	**Date Received:**	06/11/21 17:15
Sample Name:	TP-01 (350)	**Units:**	ug/Kg
Lab Code:	R2105887-001	**Basis:**	Dry

Volatile Organic Compounds by GC/MS, Unp

Analysis Method: 8260C
Prep Method: EPA 5030C

Analyte Name	Result		MRL	MDL	Dil.	Date Analyzed	Q
Trichloroethene (TCE)	**0.30**	**J**	5.7	0.26	1	06/16/21 11:59	
Trichlorofluoromethane (CFC 11)	5.7	U	5.7	0.30	1	06/16/21 11:59	
Vinyl Chloride	5.7	U	5.7	0.53	1	06/16/21 11:59	
cis-1,2-Dichloroethene	5.7	U	5.7	0.23	1	06/16/21 11:59	
cis-1,3-Dichloropropene	5.7	U	5.7	0.23	1	06/16/21 11:59	
m,p-Xylenes	11	U	11	0.43	1	06/16/21 11:59	
o-Xylene	5.7	U	5.7	0.23	1	06/16/21 11:59	
trans-1,2-Dichloroethene	5.7	U	5.7	0.23	1	06/16/21 11:59	
trans-1,3-Dichloropropene	5.7	U	5.7	0.23	1	06/16/21 11:59	

Surrogate Name	% Rec	Control Limits	Date Analyzed	Q
4-Bromofluorobenzene	91	31 - 154	06/16/21 11:59	
Dibromofluoromethane	92	63 - 138	06/16/21 11:59	
Toluene-d8	100	66 - 138	06/16/21 11:59	

ALS Group USA, Corp.
dba ALS Environmental

Analytical Report

Client:	LU Engineers	**Service Request:**	R2105887
Project:	Orchard Street/4235-01	**Date Collected:**	06/03/21 10:00
Sample Matrix:	Soil	**Date Received:**	06/11/21 17:15
Sample Name:	TP-02 (350)	**Units:**	ug/Kg
Lab Code:	R2105887-002	**Basis:**	Dry

Volatile Organic Compounds by GC/MS, Unp

Analysis Method: 8260C
Prep Method: EPA 5030C

Analyte Name	Result		MRL	MDL	Dil.	Date Analyzed	Q
1,1,1-Trichloroethane (TCA)	6.5	U	6.5	0.26	1	06/16/21 12:22	
1,1,2,2-Tetrachloroethane	6.5	U	6.5	0.58	1	06/16/21 12:22	
1,1,2-Trichloroethane	6.5	U	6.5	0.26	1	06/16/21 12:22	
1,1,2-Trichloro-1,2,2-trifluoroethane	6.5	U	6.5	0.26	1	06/16/21 12:22	
1,1-Dichloroethane (1,1-DCA)	6.5	U	6.5	0.26	1	06/16/21 12:22	
1,1-Dichloroethene (1,1-DCE)	6.5	U	6.5	0.38	1	06/16/21 12:22	
1,2,3-Trichlorobenzene	6.5	U	6.5	0.68	1	06/16/21 12:22	
1,2,4-Trichlorobenzene	6.5	U	6.5	0.55	1	06/16/21 12:22	
1,2-Dibromo-3-chloropropane (DBCP)	6.5	U	6.5	0.98	1	06/16/21 12:22	
1,2-Dibromoethane	6.5	U	6.5	0.26	1	06/16/21 12:22	
1,2-Dichlorobenzene	6.5	U	6.5	0.26	1	06/16/21 12:22	
1,2-Dichloroethane	6.5	U	6.5	0.26	1	06/16/21 12:22	
1,2-Dichloropropane	6.5	U	6.5	0.26	1	06/16/21 12:22	
1,3-Dichlorobenzene	6.5	U	6.5	0.26	1	06/16/21 12:22	
1,4-Dichlorobenzene	6.5	U	6.5	0.29	1	06/16/21 12:22	
1,4-Dioxane	130	U	130	26	1	06/16/21 12:22	
2-Butanone (MEK)	**13**		6.5	2.6	1	06/16/21 12:22	
2-Hexanone	6.5	U	6.5	0.47	1	06/16/21 12:22	
4-Methyl-2-pentanone	6.5	U	6.5	0.30	1	06/16/21 12:22	
Acetone	**59**		6.5	6.1	1	06/16/21 12:22	
Benzene	6.5	U	6.5	0.26	1	06/16/21 12:22	
Bromochloromethane	6.5	U	6.5	0.26	1	06/16/21 12:22	
Bromodichloromethane	6.5	U	6.5	0.26	1	06/16/21 12:22	
Bromoform	6.5	U	6.5	0.65	1	06/16/21 12:22	
Bromomethane	6.5	U	6.5	2.8	1	06/16/21 12:22	
Carbon Disulfide	**0.78**	**J**	6.5	0.38	1	06/16/21 12:22	
Carbon Tetrachloride	6.5	U	6.5	0.34	1	06/16/21 12:22	
Chlorobenzene	6.5	U	6.5	0.26	1	06/16/21 12:22	
Chloroethane	6.5	U	6.5	0.54	1	06/16/21 12:22	
Chloroform	6.5	U	6.5	0.26	1	06/16/21 12:22	
Chloromethane	6.5	U	6.5	1.9	1	06/16/21 12:22	
Cyclohexane	6.5	U	6.5	0.34	1	06/16/21 12:22	
Dibromochloromethane	6.5	U	6.5	0.26	1	06/16/21 12:22	
Dichlorodifluoromethane (CFC 12)	6.5	U	6.5	0.43	1	06/16/21 12:22	
Dichloromethane	6.5	U	6.5	3.7	1	06/16/21 12:22	
Ethylbenzene	6.5	U	6.5	0.26	1	06/16/21 12:22	
Isopropylbenzene (Cumene)	6.5	U	6.5	0.26	1	06/16/21 12:22	
Methyl Acetate	6.5	U	6.5	1.1	1	06/16/21 12:22	
Methyl tert-Butyl Ether	6.5	U	6.5	0.26	1	06/16/21 12:22	
Methylcyclohexane	6.5	U	6.5	0.41	1	06/16/21 12:22	
Styrene	6.5	U	6.5	0.26	1	06/16/21 12:22	
Tetrachloroethene (PCE)	**1.8**	**J**	6.5	0.30	1	06/16/21 12:22	
Toluene	6.5	U	6.5	0.26	1	06/16/21 12:22	

ALS Group USA, Corp.
dba ALS Environmental

Analytical Report

Client:	LU Engineers	**Service Request:**	R2105887
Project:	Orchard Street/4235-01	**Date Collected:**	06/03/21 10:00
Sample Matrix:	Soil	**Date Received:**	06/11/21 17:15
Sample Name:	TP-02 (350)	**Units:**	ug/Kg
Lab Code:	R2105887-002	**Basis:**	Dry

Volatile Organic Compounds by GC/MS, Unp

Analysis Method: 8260C
Prep Method: EPA 5030C

Analyte Name	Result	MRL	MDL	Dil.	Date Analyzed	Q
Trichloroethene (TCE)	6.5 U	6.5	0.29	1	06/16/21 12:22	
Trichlorofluoromethane (CFC 11)	6.5 U	6.5	0.34	1	06/16/21 12:22	
Vinyl Chloride	6.5 U	6.5	0.60	1	06/16/21 12:22	
cis-1,2-Dichloroethene	6.5 U	6.5	0.26	1	06/16/21 12:22	
cis-1,3-Dichloropropene	6.5 U	6.5	0.26	1	06/16/21 12:22	
m,p-Xylenes	13 U	13	0.48	1	06/16/21 12:22	
o-Xylene	6.5 U	6.5	0.26	1	06/16/21 12:22	
trans-1,2-Dichloroethene	6.5 U	6.5	0.26	1	06/16/21 12:22	
trans-1,3-Dichloropropene	6.5 U	6.5	0.26	1	06/16/21 12:22	

Surrogate Name	% Rec	Control Limits	Date Analyzed	Q
4-Bromofluorobenzene	74	31 - 154	06/16/21 12:22	
Dibromofluoromethane	96	63 - 138	06/16/21 12:22	
Toluene-d8	102	66 - 138	06/16/21 12:22	

ALS Group USA, Corp.
dba ALS Environmental

Analytical Report

Client:	LU Engineers	**Service Request:**	R2105887
Project:	Orchard Street/4235-01	**Date Collected:**	06/03/21 09:45
Sample Matrix:	Soil	**Date Received:**	06/11/21 17:15
Sample Name:	TP-03 (350)	**Units:**	ug/Kg
Lab Code:	R2105887-003	**Basis:**	Dry

Volatile Organic Compounds by GC/MS, Unp

Analysis Method: 8260C
Prep Method: EPA 5030C

Analyte Name	Result		MRL	MDL	Dil.	Date Analyzed	Q
1,1,1-Trichloroethane (TCA)	6.4	U	6.4	0.26	1	06/16/21 12:46	
1,1,2,2-Tetrachloroethane	6.4	U	6.4	0.57	1	06/16/21 12:46	
1,1,2-Trichloroethane	6.4	U	6.4	0.26	1	06/16/21 12:46	
1,1,2-Trichloro-1,2,2-trifluoroethane	6.4	U	6.4	0.26	1	06/16/21 12:46	
1,1-Dichloroethane (1,1-DCA)	6.4	U	6.4	0.26	1	06/16/21 12:46	
1,1-Dichloroethene (1,1-DCE)	6.4	U	6.4	0.38	1	06/16/21 12:46	
1,2,3-Trichlorobenzene	6.4	U	6.4	0.67	1	06/16/21 12:46	
1,2,4-Trichlorobenzene	6.4	U	6.4	0.55	1	06/16/21 12:46	
1,2-Dibromo-3-chloropropane (DBCP)	6.4	U	6.4	0.97	1	06/16/21 12:46	
1,2-Dibromoethane	6.4	U	6.4	0.26	1	06/16/21 12:46	
1,2-Dichlorobenzene	6.4	U	6.4	0.26	1	06/16/21 12:46	
1,2-Dichloroethane	6.4	U	6.4	0.26	1	06/16/21 12:46	
1,2-Dichloropropane	6.4	U	6.4	0.26	1	06/16/21 12:46	
1,3-Dichlorobenzene	6.4	U	6.4	0.26	1	06/16/21 12:46	
1,4-Dichlorobenzene	6.4	U	6.4	0.29	1	06/16/21 12:46	
1,4-Dioxane	130	U	130	26	1	06/16/21 12:46	
2-Butanone (MEK)	**24**		6.4	2.6	1	06/16/21 12:46	
2-Hexanone	6.4	U	6.4	0.47	1	06/16/21 12:46	
4-Methyl-2-pentanone	6.4	U	6.4	0.30	1	06/16/21 12:46	
Acetone	**120**		6.4	6.1	1	06/16/21 12:46	
Benzene	6.4	U	6.4	0.26	1	06/16/21 12:46	
Bromochloromethane	6.4	U	6.4	0.26	1	06/16/21 12:46	
Bromodichloromethane	6.4	U	6.4	0.26	1	06/16/21 12:46	
Bromoform	6.4	U	6.4	0.65	1	06/16/21 12:46	
Bromomethane	6.4	U	6.4	2.8	1	06/16/21 12:46	
Carbon Disulfide	**0.70**	**J**	6.4	0.38	1	06/16/21 12:46	
Carbon Tetrachloride	6.4	U	6.4	0.34	1	06/16/21 12:46	
Chlorobenzene	6.4	U	6.4	0.26	1	06/16/21 12:46	
Chloroethane	6.4	U	6.4	0.53	1	06/16/21 12:46	
Chloroform	6.4	U	6.4	0.26	1	06/16/21 12:46	
Chloromethane	6.4	U	6.4	1.9	1	06/16/21 12:46	
Cyclohexane	6.4	U	6.4	0.34	1	06/16/21 12:46	
Dibromochloromethane	6.4	U	6.4	0.26	1	06/16/21 12:46	
Dichlorodifluoromethane (CFC 12)	6.4	U	6.4	0.43	1	06/16/21 12:46	
Dichloromethane	6.4	U	6.4	3.7	1	06/16/21 12:46	
Ethylbenzene	6.4	U	6.4	0.26	1	06/16/21 12:46	
Isopropylbenzene (Cumene)	6.4	U	6.4	0.26	1	06/16/21 12:46	
Methyl Acetate	6.4	U	6.4	1.1	1	06/16/21 12:46	
Methyl tert-Butyl Ether	6.4	U	6.4	0.26	1	06/16/21 12:46	
Methylcyclohexane	6.4	U	6.4	0.40	1	06/16/21 12:46	
Styrene	6.4	U	6.4	0.26	1	06/16/21 12:46	
Tetrachloroethene (PCE)	**0.41**	**J**	6.4	0.30	1	06/16/21 12:46	
Toluene	6.4	U	6.4	0.26	1	06/16/21 12:46	

ALS Group USA, Corp.
dba ALS Environmental

Analytical Report

Client:	LU Engineers	**Service Request:**	R2105887
Project:	Orchard Street/4235-01	**Date Collected:**	06/03/21 09:45
Sample Matrix:	Soil	**Date Received:**	06/11/21 17:15
Sample Name:	TP-03 (350)	**Units:**	ug/Kg
Lab Code:	R2105887-003	**Basis:**	Dry

Volatile Organic Compounds by GC/MS, Unp

Analysis Method: 8260C
Prep Method: EPA 5030C

Analyte Name	Result	MRL	MDL	Dil.	Date Analyzed	Q
Trichloroethene (TCE)	6.4 U	6.4	0.29	1	06/16/21 12:46	
Trichlorofluoromethane (CFC 11)	6.4 U	6.4	0.34	1	06/16/21 12:46	
Vinyl Chloride	6.4 U	6.4	0.60	1	06/16/21 12:46	
cis-1,2-Dichloroethene	6.4 U	6.4	0.26	1	06/16/21 12:46	
cis-1,3-Dichloropropene	6.4 U	6.4	0.26	1	06/16/21 12:46	
m,p-Xylenes	13 U	13	0.48	1	06/16/21 12:46	
o-Xylene	6.4 U	6.4	0.26	1	06/16/21 12:46	
trans-1,2-Dichloroethene	6.4 U	6.4	0.26	1	06/16/21 12:46	
trans-1,3-Dichloropropene	6.4 U	6.4	0.26	1	06/16/21 12:46	

Surrogate Name	% Rec	Control Limits	Date Analyzed	Q
4-Bromofluorobenzene	83	31 - 154	06/16/21 12:46	
Dibromofluoromethane	94	63 - 138	06/16/21 12:46	
Toluene-d8	102	66 - 138	06/16/21 12:46	

ALS Group USA, Corp.
dba ALS Environmental

Analytical Report

Client:	LU Engineers	**Service Request:**	R2105887
Project:	Orchard Street/4235-01	**Date Collected:**	06/04/21 11:00
Sample Matrix:	Soil	**Date Received:**	06/11/21 17:15
Sample Name:	TP-06 (350)	**Units:**	ug/Kg
Lab Code:	R2105887-004	**Basis:**	Dry

Volatile Organic Compounds by GC/MS, Unp

Analysis Method: 8260C
Prep Method: EPA 5030C

Analyte Name	Result	MRL	MDL	Dil.	Date Analyzed	Q
1,1,1-Trichloroethane (TCA)	5.6 U	5.6	0.23	1	06/16/21 13:09	
1,1,2,2-Tetrachloroethane	5.6 U	5.6	0.50	1	06/16/21 13:09	
1,1,2-Trichloroethane	5.6 U	5.6	0.23	1	06/16/21 13:09	
1,1,2-Trichloro-1,2,2-trifluoroethane	5.6 U	5.6	0.23	1	06/16/21 13:09	
1,1-Dichloroethane (1,1-DCA)	5.6 U	5.6	0.23	1	06/16/21 13:09	
1,1-Dichloroethene (1,1-DCE)	5.6 U	5.6	0.33	1	06/16/21 13:09	
1,2,3-Trichlorobenzene	5.6 U	5.6	0.59	1	06/16/21 13:09	
1,2,4-Trichlorobenzene	5.6 U	5.6	0.48	1	06/16/21 13:09	
1,2-Dibromo-3-chloropropane (DBCP)	5.6 U	5.6	0.85	1	06/16/21 13:09	
1,2-Dibromoethane	5.6 U	5.6	0.23	1	06/16/21 13:09	
1,2-Dichlorobenzene	5.6 U	5.6	0.23	1	06/16/21 13:09	
1,2-Dichloroethane	5.6 U	5.6	0.23	1	06/16/21 13:09	
1,2-Dichloropropane	5.6 U	5.6	0.23	1	06/16/21 13:09	
1,3-Dichlorobenzene	5.6 U	5.6	0.23	1	06/16/21 13:09	
1,4-Dichlorobenzene	5.6 U	5.6	0.25	1	06/16/21 13:09	
1,4-Dioxane	110 U	110	23	1	06/16/21 13:09	
2-Butanone (MEK)	5.6 U	5.6	2.3	1	06/16/21 13:09	
2-Hexanone	5.6 U	5.6	0.41	1	06/16/21 13:09	
4-Methyl-2-pentanone	5.6 U	5.6	0.26	1	06/16/21 13:09	
Acetone	**6.9**	5.6	5.3	1	06/16/21 13:09	
Benzene	5.6 U	5.6	0.23	1	06/16/21 13:09	
Bromochloromethane	5.6 U	5.6	0.23	1	06/16/21 13:09	
Bromodichloromethane	5.6 U	5.6	0.23	1	06/16/21 13:09	
Bromoform	5.6 U	5.6	0.57	1	06/16/21 13:09	
Bromomethane	5.6 U	5.6	2.4	1	06/16/21 13:09	
Carbon Disulfide	5.6 U	5.6	0.33	1	06/16/21 13:09	
Carbon Tetrachloride	5.6 U	5.6	0.30	1	06/16/21 13:09	
Chlorobenzene	5.6 U	5.6	0.23	1	06/16/21 13:09	
Chloroethane	5.6 U	5.6	0.47	1	06/16/21 13:09	
Chloroform	5.6 U	5.6	0.23	1	06/16/21 13:09	
Chloromethane	5.6 U	5.6	1.6	1	06/16/21 13:09	
Cyclohexane	5.6 U	5.6	0.30	1	06/16/21 13:09	
Dibromochloromethane	5.6 U	5.6	0.23	1	06/16/21 13:09	
Dichlorodifluoromethane (CFC 12)	5.6 U	5.6	0.38	1	06/16/21 13:09	
Dichloromethane	5.6 U	5.6	3.2	1	06/16/21 13:09	
Ethylbenzene	5.6 U	5.6	0.23	1	06/16/21 13:09	
Isopropylbenzene (Cumene)	5.6 U	5.6	0.23	1	06/16/21 13:09	
Methyl Acetate	5.6 U	5.6	0.95	1	06/16/21 13:09	
Methyl tert-Butyl Ether	5.6 U	5.6	0.23	1	06/16/21 13:09	
Methylcyclohexane	5.6 U	5.6	0.35	1	06/16/21 13:09	
Styrene	5.6 U	5.6	0.23	1	06/16/21 13:09	
Tetrachloroethene (PCE)	**4.7 J**	5.6	0.26	1	06/16/21 13:09	
Toluene	5.6 U	5.6	0.23	1	06/16/21 13:09	

ALS Group USA, Corp.
dba ALS Environmental

Analytical Report

Client:	LU Engineers	**Service Request:**	R2105887
Project:	Orchard Street/4235-01	**Date Collected:**	06/04/21 11:00
Sample Matrix:	Soil	**Date Received:**	06/11/21 17:15
Sample Name:	TP-06 (350)	**Units:**	ug/Kg
Lab Code:	R2105887-004	**Basis:**	Dry

Volatile Organic Compounds by GC/MS, Unp

Analysis Method: 8260C
Prep Method: EPA 5030C

Analyte Name	Result		MRL	MDL	Dil.	Date Analyzed	Q
Trichloroethene (TCE)	**0.94**	**J**	5.6	0.25	1	06/16/21 13:09	
Trichlorofluoromethane (CFC 11)	5.6	U	5.6	0.30	1	06/16/21 13:09	
Vinyl Chloride	5.6	U	5.6	0.52	1	06/16/21 13:09	
cis-1,2-Dichloroethene	5.6	U	5.6	0.23	1	06/16/21 13:09	
cis-1,3-Dichloropropene	5.6	U	5.6	0.23	1	06/16/21 13:09	
m,p-Xylenes	11	U	11	0.42	1	06/16/21 13:09	
o-Xylene	5.6	U	5.6	0.23	1	06/16/21 13:09	
trans-1,2-Dichloroethene	5.6	U	5.6	0.23	1	06/16/21 13:09	
trans-1,3-Dichloropropene	5.6	U	5.6	0.23	1	06/16/21 13:09	

Surrogate Name	% Rec	Control Limits	Date Analyzed	Q
4-Bromofluorobenzene	77	31 - 154	06/16/21 13:09	
Dibromofluoromethane	93	63 - 138	06/16/21 13:09	
Toluene-d8	98	66 - 138	06/16/21 13:09	

ALS Group USA, Corp.
dba ALS Environmental

Analytical Report

Client:	LU Engineers	**Service Request:**	R2105887
Project:	Orchard Street/4235-01	**Date Collected:**	06/03/21 15:00
Sample Matrix:	Soil	**Date Received:**	06/11/21 17:15
Sample Name:	TP-07 (350)	**Units:**	ug/Kg
Lab Code:	R2105887-005	**Basis:**	Dry

Volatile Organic Compounds by GC/MS, Unp

Analysis Method: 8260C
Prep Method: EPA 5030C

Analyte Name	Result	MRL	MDL	Dil.	Date Analyzed	Q
1,1,1-Trichloroethane (TCA)	5.7 U	5.7	0.23	1	06/16/21 13:32	
1,1,2,2-Tetrachloroethane	5.7 U	5.7	0.51	1	06/16/21 13:32	
1,1,2-Trichloroethane	5.7 U	5.7	0.23	1	06/16/21 13:32	
1,1,2-Trichloro-1,2,2-trifluoroethane	5.7 U	5.7	0.23	1	06/16/21 13:32	
1,1-Dichloroethane (1,1-DCA)	5.7 U	5.7	0.23	1	06/16/21 13:32	
1,1-Dichloroethene (1,1-DCE)	5.7 U	5.7	0.34	1	06/16/21 13:32	
1,2,3-Trichlorobenzene	5.7 U	5.7	0.60	1	06/16/21 13:32	
1,2,4-Trichlorobenzene	5.7 U	5.7	0.48	1	06/16/21 13:32	
1,2-Dibromo-3-chloropropane (DBCP)	5.7 U	5.7	0.86	1	06/16/21 13:32	
1,2-Dibromoethane	5.7 U	5.7	0.23	1	06/16/21 13:32	
1,2-Dichlorobenzene	5.7 U	5.7	0.23	1	06/16/21 13:32	
1,2-Dichloroethane	5.7 U	5.7	0.23	1	06/16/21 13:32	
1,2-Dichloropropane	5.7 U	5.7	0.23	1	06/16/21 13:32	
1,3-Dichlorobenzene	5.7 U	5.7	0.23	1	06/16/21 13:32	
1,4-Dichlorobenzene	5.7 U	5.7	0.26	1	06/16/21 13:32	
1,4-Dioxane	110 U	110	23	1	06/16/21 13:32	
2-Butanone (MEK)	5.7 U	5.7	2.3	1	06/16/21 13:32	
2-Hexanone	5.7 U	5.7	0.42	1	06/16/21 13:32	
4-Methyl-2-pentanone	5.7 U	5.7	0.27	1	06/16/21 13:32	
Acetone	5.7 U	5.7	5.4	1	06/16/21 13:32	
Benzene	5.7 U	5.7	0.23	1	06/16/21 13:32	
Bromochloromethane	5.7 U	5.7	0.23	1	06/16/21 13:32	
Bromodichloromethane	5.7 U	5.7	0.23	1	06/16/21 13:32	
Bromoform	5.7 U	5.7	0.58	1	06/16/21 13:32	
Bromomethane	5.7 U	5.7	2.4	1	06/16/21 13:32	
Carbon Disulfide	5.7 U	5.7	0.34	1	06/16/21 13:32	
Carbon Tetrachloride	5.7 U	5.7	0.30	1	06/16/21 13:32	
Chlorobenzene	5.7 U	5.7	0.23	1	06/16/21 13:32	
Chloroethane	5.7 U	5.7	0.47	1	06/16/21 13:32	
Chloroform	5.7 U	5.7	0.23	1	06/16/21 13:32	
Chloromethane	5.7 U	5.7	1.6	1	06/16/21 13:32	
Cyclohexane	5.7 U	5.7	0.30	1	06/16/21 13:32	
Dibromochloromethane	5.7 U	5.7	0.23	1	06/16/21 13:32	
Dichlorodifluoromethane (CFC 12)	5.7 U	5.7	0.38	1	06/16/21 13:32	
Dichloromethane	5.7 U	5.7	3.2	1	06/16/21 13:32	
Ethylbenzene	5.7 U	5.7	0.23	1	06/16/21 13:32	
Isopropylbenzene (Cumene)	5.7 U	5.7	0.23	1	06/16/21 13:32	
Methyl Acetate	5.7 U	5.7	0.96	1	06/16/21 13:32	
Methyl tert-Butyl Ether	5.7 U	5.7	0.23	1	06/16/21 13:32	
Methylcyclohexane	5.7 U	5.7	0.36	1	06/16/21 13:32	
Styrene	5.7 U	5.7	0.23	1	06/16/21 13:32	
Tetrachloroethene (PCE)	**0.54 J**	5.7	0.27	1	06/16/21 13:32	
Toluene	5.7 U	5.7	0.23	1	06/16/21 13:32	

ALS Group USA, Corp.
dba ALS Environmental

Analytical Report

Client:	LU Engineers	**Service Request:**	R2105887
Project:	Orchard Street/4235-01	**Date Collected:**	06/03/21 15:00
Sample Matrix:	Soil	**Date Received:**	06/11/21 17:15
Sample Name:	TP-07 (350)	**Units:**	ug/Kg
Lab Code:	R2105887-005	**Basis:**	Dry

Volatile Organic Compounds by GC/MS, Unp

Analysis Method: 8260C
Prep Method: EPA 5030C

Analyte Name	Result	MRL	MDL	Dil.	Date Analyzed	Q
Trichloroethene (TCE)	5.7 U	5.7	0.26	1	06/16/21 13:32	
Trichlorofluoromethane (CFC 11)	5.7 U	5.7	0.30	1	06/16/21 13:32	
Vinyl Chloride	5.7 U	5.7	0.53	1	06/16/21 13:32	
cis-1,2-Dichloroethene	5.7 U	5.7	0.23	1	06/16/21 13:32	
cis-1,3-Dichloropropene	5.7 U	5.7	0.23	1	06/16/21 13:32	
m,p-Xylenes	11 U	11	0.43	1	06/16/21 13:32	
o-Xylene	5.7 U	5.7	0.23	1	06/16/21 13:32	
trans-1,2-Dichloroethene	5.7 U	5.7	0.23	1	06/16/21 13:32	
trans-1,3-Dichloropropene	5.7 U	5.7	0.23	1	06/16/21 13:32	

Surrogate Name	% Rec	Control Limits	Date Analyzed	Q
4-Bromofluorobenzene	93	31 - 154	06/16/21 13:32	
Dibromofluoromethane	93	63 - 138	06/16/21 13:32	
Toluene-d8	104	66 - 138	06/16/21 13:32	

ALS Group USA, Corp.
dba ALS Environmental

Analytical Report

Client:	LU Engineers	**Service Request:**	R2105887
Project:	Orchard Street/4235-01	**Date Collected:**	06/03/21 13:15
Sample Matrix:	Soil	**Date Received:**	06/11/21 17:15
Sample Name:	TP-10 (350)	**Units:**	ug/Kg
Lab Code:	R2105887-007	**Basis:**	Dry

Volatile Organic Compounds by GC/MS, Unp

Analysis Method: 8260C
Prep Method: EPA 5030C

Analyte Name	Result	MRL	MDL	Dil.	Date Analyzed	Q
1,1,1-Trichloroethane (TCA)	6.1 U	6.1	0.25	1	06/16/21 13:55	
1,1,2,2-Tetrachloroethane	6.1 U	6.1	0.54	1	06/16/21 13:55	
1,1,2-Trichloroethane	6.1 U	6.1	0.25	1	06/16/21 13:55	
1,1,2-Trichloro-1,2,2-trifluoroethane	6.1 U	6.1	0.25	1	06/16/21 13:55	
1,1-Dichloroethane (1,1-DCA)	6.1 U	6.1	0.25	1	06/16/21 13:55	
1,1-Dichloroethene (1,1-DCE)	6.1 U	6.1	0.36	1	06/16/21 13:55	
1,2,3-Trichlorobenzene	6.1 U	6.1	0.64	1	06/16/21 13:55	
1,2,4-Trichlorobenzene	6.1 U	6.1	0.52	1	06/16/21 13:55	
1,2-Dibromo-3-chloropropane (DBCP)	6.1 U	6.1	0.93	1	06/16/21 13:55	
1,2-Dibromoethane	6.1 U	6.1	0.25	1	06/16/21 13:55	
1,2-Dichlorobenzene	6.1 U	6.1	0.25	1	06/16/21 13:55	
1,2-Dichloroethane	6.1 U	6.1	0.25	1	06/16/21 13:55	
1,2-Dichloropropane	6.1 U	6.1	0.25	1	06/16/21 13:55	
1,3-Dichlorobenzene	6.1 U	6.1	0.25	1	06/16/21 13:55	
1,4-Dichlorobenzene	6.1 U	6.1	0.27	1	06/16/21 13:55	
1,4-Dioxane	120 U	120	25	1	06/16/21 13:55	
2-Butanone (MEK)	6.1 U	6.1	2.5	1	06/16/21 13:55	
2-Hexanone	6.1 U	6.1	0.45	1	06/16/21 13:55	
4-Methyl-2-pentanone	6.1 U	6.1	0.29	1	06/16/21 13:55	
Acetone	**12**	6.1	5.8	1	06/16/21 13:55	
Benzene	6.1 U	6.1	0.25	1	06/16/21 13:55	
Bromochloromethane	6.1 U	6.1	0.25	1	06/16/21 13:55	
Bromodichloromethane	6.1 U	6.1	0.25	1	06/16/21 13:55	
Bromoform	6.1 U	6.1	0.62	1	06/16/21 13:55	
Bromomethane	6.1 U	6.1	2.6	1	06/16/21 13:55	
Carbon Disulfide	6.1 U	6.1	0.36	1	06/16/21 13:55	
Carbon Tetrachloride	6.1 U	6.1	0.32	1	06/16/21 13:55	
Chlorobenzene	6.1 U	6.1	0.25	1	06/16/21 13:55	
Chloroethane	6.1 U	6.1	0.51	1	06/16/21 13:55	
Chloroform	6.1 U	6.1	0.25	1	06/16/21 13:55	
Chloromethane	6.1 U	6.1	1.8	1	06/16/21 13:55	
Cyclohexane	6.1 U	6.1	0.32	1	06/16/21 13:55	
Dibromochloromethane	6.1 U	6.1	0.25	1	06/16/21 13:55	
Dichlorodifluoromethane (CFC 12)	6.1 U	6.1	0.41	1	06/16/21 13:55	
Dichloromethane	6.1 U	6.1	3.5	1	06/16/21 13:55	
Ethylbenzene	6.1 U	6.1	0.25	1	06/16/21 13:55	
Isopropylbenzene (Cumene)	6.1 U	6.1	0.25	1	06/16/21 13:55	
Methyl Acetate	6.1 U	6.1	1.1	1	06/16/21 13:55	
Methyl tert-Butyl Ether	6.1 U	6.1	0.25	1	06/16/21 13:55	
Methylcyclohexane	6.1 U	6.1	0.39	1	06/16/21 13:55	
Styrene	6.1 U	6.1	0.25	1	06/16/21 13:55	
Tetrachloroethene (PCE)	**8.6**	6.1	0.29	1	06/16/21 13:55	
Toluene	6.1 U	6.1	0.25	1	06/16/21 13:55	

ALS Group USA, Corp.
dba ALS Environmental

Analytical Report

Client:	LU Engineers	**Service Request:**	R2105887
Project:	Orchard Street/4235-01	**Date Collected:**	06/03/21 13:15
Sample Matrix:	Soil	**Date Received:**	06/11/21 17:15
Sample Name:	TP-10 (350)	**Units:**	ug/Kg
Lab Code:	R2105887-007	**Basis:**	Dry

Volatile Organic Compounds by GC/MS, Unp

Analysis Method: 8260C
Prep Method: EPA 5030C

Analyte Name	Result		MRL	MDL	Dil.	Date Analyzed	Q
Trichloroethene (TCE)	**1.3**	**J**	6.1	0.27	1	06/16/21 13:55	
Trichlorofluoromethane (CFC 11)	6.1	U	6.1	0.32	1	06/16/21 13:55	
Vinyl Chloride	6.1	U	6.1	0.57	1	06/16/21 13:55	
cis-1,2-Dichloroethene	6.1	U	6.1	0.25	1	06/16/21 13:55	
cis-1,3-Dichloropropene	6.1	U	6.1	0.25	1	06/16/21 13:55	
m,p-Xylenes	12	U	12	0.46	1	06/16/21 13:55	
o-Xylene	6.1	U	6.1	0.25	1	06/16/21 13:55	
trans-1,2-Dichloroethene	6.1	U	6.1	0.25	1	06/16/21 13:55	
trans-1,3-Dichloropropene	6.1	U	6.1	0.25	1	06/16/21 13:55	

Surrogate Name	% Rec	Control Limits	Date Analyzed	Q
4-Bromofluorobenzene	87	31 - 154	06/16/21 13:55	
Dibromofluoromethane	92	63 - 138	06/16/21 13:55	
Toluene-d8	100	66 - 138	06/16/21 13:55	

ALS Group USA, Corp.
dba ALS Environmental

Analytical Report

Client:	LU Engineers	**Service Request:**	R2105887
Project:	Orchard Street/4235-01	**Date Collected:**	06/03/21 12:45
Sample Matrix:	Soil	**Date Received:**	06/11/21 17:15
Sample Name:	TP-12 (350)	**Units:**	ug/Kg
Lab Code:	R2105887-009	**Basis:**	Dry

Volatile Organic Compounds by GC/MS, Unp

Analysis Method: 8260C
Prep Method: EPA 5030C

Analyte Name	Result	MRL	MDL	Dil.	Date Analyzed	Q
1,1,1-Trichloroethane (TCA)	5.8 U	5.8	0.24	1	06/16/21 14:19	
1,1,2,2-Tetrachloroethane	5.8 U	5.8	0.52	1	06/16/21 14:19	
1,1,2-Trichloroethane	5.8 U	5.8	0.24	1	06/16/21 14:19	
1,1,2-Trichloro-1,2,2-trifluoroethane	5.8 U	5.8	0.24	1	06/16/21 14:19	
1,1-Dichloroethane (1,1-DCA)	5.8 U	5.8	0.24	1	06/16/21 14:19	
1,1-Dichloroethene (1,1-DCE)	5.8 U	5.8	0.34	1	06/16/21 14:19	
1,2,3-Trichlorobenzene	5.8 U	5.8	0.61	1	06/16/21 14:19	
1,2,4-Trichlorobenzene	5.8 U	5.8	0.49	1	06/16/21 14:19	
1,2-Dibromo-3-chloropropane (DBCP)	5.8 U	5.8	0.88	1	06/16/21 14:19	
1,2-Dibromoethane	5.8 U	5.8	0.24	1	06/16/21 14:19	
1,2-Dichlorobenzene	5.8 U	5.8	0.24	1	06/16/21 14:19	
1,2-Dichloroethane	5.8 U	5.8	0.24	1	06/16/21 14:19	
1,2-Dichloropropane	5.8 U	5.8	0.24	1	06/16/21 14:19	
1,3-Dichlorobenzene	5.8 U	5.8	0.24	1	06/16/21 14:19	
1,4-Dichlorobenzene	5.8 U	5.8	0.26	1	06/16/21 14:19	
1,4-Dioxane	120 U	120	24	1	06/16/21 14:19	
2-Butanone (MEK)	5.8 U	5.8	2.4	1	06/16/21 14:19	
2-Hexanone	5.8 U	5.8	0.42	1	06/16/21 14:19	
4-Methyl-2-pentanone	5.8 U	5.8	0.27	1	06/16/21 14:19	
Acetone	**21**	5.8	5.5	1	06/16/21 14:19	
Benzene	5.8 U	5.8	0.24	1	06/16/21 14:19	
Bromochloromethane	5.8 U	5.8	0.24	1	06/16/21 14:19	
Bromodichloromethane	5.8 U	5.8	0.24	1	06/16/21 14:19	
Bromoform	5.8 U	5.8	0.59	1	06/16/21 14:19	
Bromomethane	5.8 U	5.8	2.5	1	06/16/21 14:19	
Carbon Disulfide	5.8 U	5.8	0.34	1	06/16/21 14:19	
Carbon Tetrachloride	5.8 U	5.8	0.31	1	06/16/21 14:19	
Chlorobenzene	5.8 U	5.8	0.24	1	06/16/21 14:19	
Chloroethane	5.8 U	5.8	0.48	1	06/16/21 14:19	
Chloroform	5.8 U	5.8	0.24	1	06/16/21 14:19	
Chloromethane	5.8 U	5.8	1.7	1	06/16/21 14:19	
Cyclohexane	5.8 U	5.8	0.31	1	06/16/21 14:19	
Dibromochloromethane	5.8 U	5.8	0.24	1	06/16/21 14:19	
Dichlorodifluoromethane (CFC 12)	5.8 U	5.8	0.39	1	06/16/21 14:19	
Dichloromethane	5.8 U	5.8	3.3	1	06/16/21 14:19	
Ethylbenzene	5.8 U	5.8	0.24	1	06/16/21 14:19	
Isopropylbenzene (Cumene)	5.8 U	5.8	0.24	1	06/16/21 14:19	
Methyl Acetate	5.8 U	5.8	0.98	1	06/16/21 14:19	
Methyl tert-Butyl Ether	5.8 U	5.8	0.24	1	06/16/21 14:19	
Methylcyclohexane	5.8 U	5.8	0.37	1	06/16/21 14:19	
Styrene	5.8 U	5.8	0.24	1	06/16/21 14:19	
Tetrachloroethene (PCE)	**1.6 J**	5.8	0.27	1	06/16/21 14:19	
Toluene	5.8 U	5.8	0.24	1	06/16/21 14:19	

ALS Group USA, Corp.
dba ALS Environmental

Analytical Report

Client:	LU Engineers	**Service Request:**	R2105887
Project:	Orchard Street/4235-01	**Date Collected:**	06/03/21 12:45
Sample Matrix:	Soil	**Date Received:**	06/11/21 17:15
Sample Name:	TP-12 (350)	**Units:**	ug/Kg
Lab Code:	R2105887-009	**Basis:**	Dry

Volatile Organic Compounds by GC/MS, Unp

Analysis Method: 8260C
Prep Method: EPA 5030C

Analyte Name	Result		MRL	MDL	Dil.	Date Analyzed	Q
Trichloroethene (TCE)	**0.91**	**J**	5.8	0.26	1	06/16/21 14:19	
Trichlorofluoromethane (CFC 11)	5.8	U	5.8	0.31	1	06/16/21 14:19	
Vinyl Chloride	5.8	U	5.8	0.54	1	06/16/21 14:19	
cis-1,2-Dichloroethene	5.8	U	5.8	0.24	1	06/16/21 14:19	
cis-1,3-Dichloropropene	5.8	U	5.8	0.24	1	06/16/21 14:19	
m,p-Xylenes	12	U	12	0.44	1	06/16/21 14:19	
o-Xylene	5.8	U	5.8	0.24	1	06/16/21 14:19	
trans-1,2-Dichloroethene	5.8	U	5.8	0.24	1	06/16/21 14:19	
trans-1,3-Dichloropropene	5.8	U	5.8	0.24	1	06/16/21 14:19	

Surrogate Name	% Rec	Control Limits	Date Analyzed	Q
4-Bromofluorobenzene	88	31 - 154	06/16/21 14:19	
Dibromofluoromethane	94	63 - 138	06/16/21 14:19	
Toluene-d8	102	66 - 138	06/16/21 14:19	

ALS Group USA, Corp.
dba ALS Environmental

Analytical Report

Client:	LU Engineers	**Service Request:**	R2105887
Project:	Orchard Street/4235-01	**Date Collected:**	06/03/21 08:45
Sample Matrix:	Soil	**Date Received:**	06/11/21 17:15
Sample Name:	TP-01 (370)	**Units:**	ug/Kg
Lab Code:	R2105887-010	**Basis:**	Dry

Volatile Organic Compounds by GC/MS, Unp

Analysis Method: 8260C
Prep Method: EPA 5030C

Analyte Name	Result		MRL	MDL	Dil.	Date Analyzed	Q
1,1,1-Trichloroethane (TCA)	5.9	U	5.9	0.24	1	06/16/21 14:42	
1,1,2,2-Tetrachloroethane	**2.0**	**J**	5.9	0.53	1	06/16/21 14:42	
1,1,2-Trichloroethane	5.9	U	5.9	0.24	1	06/16/21 14:42	
1,1,2-Trichloro-1,2,2-trifluoroethane	5.9	U	5.9	0.24	1	06/16/21 14:42	
1,1-Dichloroethane (1,1-DCA)	5.9	U	5.9	0.24	1	06/16/21 14:42	
1,1-Dichloroethene (1,1-DCE)	5.9	U	5.9	0.35	1	06/16/21 14:42	
1,2,3-Trichlorobenzene	5.9	U	5.9	0.62	1	06/16/21 14:42	
1,2,4-Trichlorobenzene	5.9	U	5.9	0.50	1	06/16/21 14:42	
1,2-Dibromo-3-chloropropane (DBCP)	5.9	U	5.9	0.90	1	06/16/21 14:42	
1,2-Dibromoethane	5.9	U	5.9	0.24	1	06/16/21 14:42	
1,2-Dichlorobenzene	5.9	U	5.9	0.24	1	06/16/21 14:42	
1,2-Dichloroethane	5.9	U	5.9	0.24	1	06/16/21 14:42	
1,2-Dichloropropane	5.9	U	5.9	0.24	1	06/16/21 14:42	
1,3-Dichlorobenzene	5.9	U	5.9	0.24	1	06/16/21 14:42	
1,4-Dichlorobenzene	5.9	U	5.9	0.27	1	06/16/21 14:42	
1,4-Dioxane	120	U	120	24	1	06/16/21 14:42	
2-Butanone (MEK)	5.9	U	5.9	2.4	1	06/16/21 14:42	
2-Hexanone	5.9	U	5.9	0.43	1	06/16/21 14:42	
4-Methyl-2-pentanone	5.9	U	5.9	0.28	1	06/16/21 14:42	
Acetone	**10**		5.9	5.6	1	06/16/21 14:42	
Benzene	5.9	U	5.9	0.24	1	06/16/21 14:42	
Bromochloromethane	5.9	U	5.9	0.24	1	06/16/21 14:42	
Bromodichloromethane	5.9	U	5.9	0.24	1	06/16/21 14:42	
Bromoform	5.9	U	5.9	0.60	1	06/16/21 14:42	
Bromomethane	5.9	U	5.9	2.5	1	06/16/21 14:42	
Carbon Disulfide	5.9	U	5.9	0.35	1	06/16/21 14:42	
Carbon Tetrachloride	5.9	U	5.9	0.31	1	06/16/21 14:42	
Chlorobenzene	5.9	U	5.9	0.24	1	06/16/21 14:42	
Chloroethane	5.9	U	5.9	0.49	1	06/16/21 14:42	
Chloroform	5.9	U	5.9	0.24	1	06/16/21 14:42	
Chloromethane	5.9	U	5.9	1.7	1	06/16/21 14:42	
Cyclohexane	**0.40**	**J**	5.9	0.31	1	06/16/21 14:42	
Dibromochloromethane	5.9	U	5.9	0.24	1	06/16/21 14:42	
Dichlorodifluoromethane (CFC 12)	5.9	U	5.9	0.40	1	06/16/21 14:42	
Dichloromethane	5.9	U	5.9	3.4	1	06/16/21 14:42	
Ethylbenzene	5.9	U	5.9	0.24	1	06/16/21 14:42	
Isopropylbenzene (Cumene)	**0.52**	**J**	5.9	0.24	1	06/16/21 14:42	
Methyl Acetate	5.9	U	5.9	1.0	1	06/16/21 14:42	
Methyl tert-Butyl Ether	5.9	U	5.9	0.24	1	06/16/21 14:42	
Methylcyclohexane	**3.7**	**J**	5.9	0.37	1	06/16/21 14:42	
Styrene	5.9	U	5.9	0.24	1	06/16/21 14:42	
Tetrachloroethene (PCE)	**1.0**	**J**	5.9	0.28	1	06/16/21 14:42	
Toluene	5.9	U	5.9	0.24	1	06/16/21 14:42	

ALS Group USA, Corp.
dba ALS Environmental

Analytical Report

Client:	LU Engineers	**Service Request:**	R2105887
Project:	Orchard Street/4235-01	**Date Collected:**	06/03/21 08:45
Sample Matrix:	Soil	**Date Received:**	06/11/21 17:15
Sample Name:	TP-01 (370)	**Units:**	ug/Kg
Lab Code:	R2105887-010	**Basis:**	Dry

Volatile Organic Compounds by GC/MS, Unp

Analysis Method: 8260C
Prep Method: EPA 5030C

Analyte Name	Result	MRL	MDL	Dil.	Date Analyzed	Q
Trichloroethene (TCE)	5.9 U	5.9	0.27	1	06/16/21 14:42	
Trichlorofluoromethane (CFC 11)	5.9 U	5.9	0.31	1	06/16/21 14:42	
Vinyl Chloride	5.9 U	5.9	0.55	1	06/16/21 14:42	
cis-1,2-Dichloroethene	5.9 U	5.9	0.24	1	06/16/21 14:42	
cis-1,3-Dichloropropene	5.9 U	5.9	0.24	1	06/16/21 14:42	
m,p-Xylenes	12 U	12	0.44	1	06/16/21 14:42	
o-Xylene	5.9 U	5.9	0.24	1	06/16/21 14:42	
trans-1,2-Dichloroethene	5.9 U	5.9	0.24	1	06/16/21 14:42	
trans-1,3-Dichloropropene	5.9 U	5.9	0.24	1	06/16/21 14:42	

Surrogate Name	% Rec	Control Limits	Date Analyzed	Q
4-Bromofluorobenzene	83	31 - 154	06/16/21 14:42	
Dibromofluoromethane	93	63 - 138	06/16/21 14:42	
Toluene-d8	99	66 - 138	06/16/21 14:42	

ALS Group USA, Corp.
dba ALS Environmental

Analytical Report

Client:	LU Engineers	**Service Request:**	R2105887
Project:	Orchard Street/4235-01	**Date Collected:**	06/03/21 09:20
Sample Matrix:	Soil	**Date Received:**	06/11/21 17:15
Sample Name:	TP-03 (370)	**Units:**	ug/Kg
Lab Code:	R2105887-011	**Basis:**	Dry

Volatile Organic Compounds by GC/MS, Unp

Analysis Method: 8260C
Prep Method: EPA 5030C

Analyte Name	Result		MRL	MDL	Dil.	Date Analyzed	Q
1,1,1-Trichloroethane (TCA)	6.3	U	6.3	0.26	1	06/16/21 15:05	
1,1,2,2-Tetrachloroethane	6.3	U	6.3	0.56	1	06/16/21 15:05	
1,1,2-Trichloroethane	6.3	U	6.3	0.26	1	06/16/21 15:05	
1,1,2-Trichloro-1,2,2-trifluoroethane	6.3	U	6.3	0.26	1	06/16/21 15:05	
1,1-Dichloroethane (1,1-DCA)	6.3	U	6.3	0.26	1	06/16/21 15:05	
1,1-Dichloroethene (1,1-DCE)	6.3	U	6.3	0.37	1	06/16/21 15:05	
1,2,3-Trichlorobenzene	6.3	U	6.3	0.66	1	06/16/21 15:05	
1,2,4-Trichlorobenzene	6.3	U	6.3	0.54	1	06/16/21 15:05	
1,2-Dibromo-3-chloropropane (DBCP)	6.3	U	6.3	0.96	1	06/16/21 15:05	
1,2-Dibromoethane	6.3	U	6.3	0.26	1	06/16/21 15:05	
1,2-Dichlorobenzene	6.3	U	6.3	0.26	1	06/16/21 15:05	
1,2-Dichloroethane	6.3	U	6.3	0.26	1	06/16/21 15:05	
1,2-Dichloropropane	6.3	U	6.3	0.26	1	06/16/21 15:05	
1,3-Dichlorobenzene	6.3	U	6.3	0.26	1	06/16/21 15:05	
1,4-Dichlorobenzene	6.3	U	6.3	0.28	1	06/16/21 15:05	
1,4-Dioxane	130	U	130	26	1	06/16/21 15:05	
2-Butanone (MEK)	6.3	U	6.3	2.6	1	06/16/21 15:05	
2-Hexanone	6.3	U	6.3	0.46	1	06/16/21 15:05	
4-Methyl-2-pentanone	6.3	U	6.3	0.30	1	06/16/21 15:05	
Acetone	**7.7**		6.3	6.0	1	06/16/21 15:05	
Benzene	6.3	U	6.3	0.26	1	06/16/21 15:05	
Bromochloromethane	6.3	U	6.3	0.26	1	06/16/21 15:05	
Bromodichloromethane	6.3	U	6.3	0.26	1	06/16/21 15:05	
Bromoform	6.3	U	6.3	0.64	1	06/16/21 15:05	
Bromomethane	6.3	U	6.3	2.7	1	06/16/21 15:05	
Carbon Disulfide	6.3	U	6.3	0.37	1	06/16/21 15:05	
Carbon Tetrachloride	6.3	U	6.3	0.33	1	06/16/21 15:05	
Chlorobenzene	6.3	U	6.3	0.26	1	06/16/21 15:05	
Chloroethane	6.3	U	6.3	0.53	1	06/16/21 15:05	
Chloroform	6.3	U	6.3	0.26	1	06/16/21 15:05	
Chloromethane	6.3	U	6.3	1.8	1	06/16/21 15:05	
Cyclohexane	6.3	U	6.3	0.33	1	06/16/21 15:05	
Dibromochloromethane	6.3	U	6.3	0.26	1	06/16/21 15:05	
Dichlorodifluoromethane (CFC 12)	6.3	U	6.3	0.42	1	06/16/21 15:05	
Dichloromethane	6.3	U	6.3	3.6	1	06/16/21 15:05	
Ethylbenzene	6.3	U	6.3	0.26	1	06/16/21 15:05	
Isopropylbenzene (Cumene)	6.3	U	6.3	0.26	1	06/16/21 15:05	
Methyl Acetate	6.3	U	6.3	1.1	1	06/16/21 15:05	
Methyl tert-Butyl Ether	6.3	U	6.3	0.26	1	06/16/21 15:05	
Methylcyclohexane	6.3	U	6.3	0.40	1	06/16/21 15:05	
Styrene	6.3	U	6.3	0.26	1	06/16/21 15:05	
Tetrachloroethene (PCE)	**1.7**	**J**	6.3	0.30	1	06/16/21 15:05	
Toluene	6.3	U	6.3	0.26	1	06/16/21 15:05	

ALS Group USA, Corp.
dba ALS Environmental

Analytical Report

Client:	LU Engineers	**Service Request:**	R2105887
Project:	Orchard Street/4235-01	**Date Collected:**	06/03/21 09:20
Sample Matrix:	Soil	**Date Received:**	06/11/21 17:15
Sample Name:	TP-03 (370)	**Units:**	ug/Kg
Lab Code:	R2105887-011	**Basis:**	Dry

Volatile Organic Compounds by GC/MS, Unp

Analysis Method: 8260C
Prep Method: EPA 5030C

Analyte Name	Result		MRL	MDL	Dil.	Date Analyzed	Q
Trichloroethene (TCE)	**0.69**	**J**	6.3	0.28	1	06/16/21 15:05	
Trichlorofluoromethane (CFC 11)	6.3	U	6.3	0.33	1	06/16/21 15:05	
Vinyl Chloride	6.3	U	6.3	0.59	1	06/16/21 15:05	
cis-1,2-Dichloroethene	6.3	U	6.3	0.26	1	06/16/21 15:05	
cis-1,3-Dichloropropene	6.3	U	6.3	0.26	1	06/16/21 15:05	
m,p-Xylenes	13	U	13	0.47	1	06/16/21 15:05	
o-Xylene	6.3	U	6.3	0.26	1	06/16/21 15:05	
trans-1,2-Dichloroethene	6.3	U	6.3	0.26	1	06/16/21 15:05	
trans-1,3-Dichloropropene	6.3	U	6.3	0.26	1	06/16/21 15:05	

Surrogate Name	% Rec	Control Limits	Date Analyzed	Q
4-Bromofluorobenzene	89	31 - 154	06/16/21 15:05	
Dibromofluoromethane	91	63 - 138	06/16/21 15:05	
Toluene-d8	101	66 - 138	06/16/21 15:05	

ALS Group USA, Corp.
dba ALS Environmental

Analytical Report

Client:	LU Engineers	**Service Request:**	R2105887
Project:	Orchard Street/4235-01	**Date Collected:**	06/04/21 07:30
Sample Matrix:	Soil	**Date Received:**	06/11/21 17:15
Sample Name:	TP-06 (370)	**Units:**	ug/Kg
Lab Code:	R2105887-013	**Basis:**	Dry

Volatile Organic Compounds by GC/MS, Unp

Analysis Method: 8260C
Prep Method: EPA 5030C

Analyte Name	Result	MRL	MDL	Dil.	Date Analyzed	Q
1,1,1-Trichloroethane (TCA)	6.3 U	6.3	0.26	1	06/16/21 15:29	
1,1,2,2-Tetrachloroethane	6.3 U	6.3	0.56	1	06/16/21 15:29	
1,1,2-Trichloroethane	6.3 U	6.3	0.26	1	06/16/21 15:29	
1,1,2-Trichloro-1,2,2-trifluoroethane	6.3 U	6.3	0.26	1	06/16/21 15:29	
1,1-Dichloroethane (1,1-DCA)	6.3 U	6.3	0.26	1	06/16/21 15:29	
1,1-Dichloroethene (1,1-DCE)	6.3 U	6.3	0.37	1	06/16/21 15:29	
1,2,3-Trichlorobenzene	6.3 U	6.3	0.66	1	06/16/21 15:29	
1,2,4-Trichlorobenzene	6.3 U	6.3	0.53	1	06/16/21 15:29	
1,2-Dibromo-3-chloropropane (DBCP)	6.3 U	6.3	0.95	1	06/16/21 15:29	
1,2-Dibromoethane	6.3 U	6.3	0.26	1	06/16/21 15:29	
1,2-Dichlorobenzene	6.3 U	6.3	0.26	1	06/16/21 15:29	
1,2-Dichloroethane	6.3 U	6.3	0.26	1	06/16/21 15:29	
1,2-Dichloropropane	6.3 U	6.3	0.26	1	06/16/21 15:29	
1,3-Dichlorobenzene	6.3 U	6.3	0.26	1	06/16/21 15:29	
1,4-Dichlorobenzene	6.3 U	6.3	0.28	1	06/16/21 15:29	
1,4-Dioxane	130 U	130	26	1	06/16/21 15:29	
2-Butanone (MEK)	6.3 U	6.3	2.6	1	06/16/21 15:29	
2-Hexanone	6.3 U	6.3	0.46	1	06/16/21 15:29	
4-Methyl-2-pentanone	6.3 U	6.3	0.29	1	06/16/21 15:29	
Acetone	6.3 U	6.3	5.9	1	06/16/21 15:29	
Benzene	6.3 U	6.3	0.26	1	06/16/21 15:29	
Bromochloromethane	6.3 U	6.3	0.26	1	06/16/21 15:29	
Bromodichloromethane	6.3 U	6.3	0.26	1	06/16/21 15:29	
Bromoform	6.3 U	6.3	0.63	1	06/16/21 15:29	
Bromomethane	6.3 U	6.3	2.7	1	06/16/21 15:29	
Carbon Disulfide	6.3 U	6.3	0.37	1	06/16/21 15:29	
Carbon Tetrachloride	6.3 U	6.3	0.33	1	06/16/21 15:29	
Chlorobenzene	6.3 U	6.3	0.26	1	06/16/21 15:29	
Chloroethane	6.3 U	6.3	0.52	1	06/16/21 15:29	
Chloroform	6.3 U	6.3	0.26	1	06/16/21 15:29	
Chloromethane	6.3 U	6.3	1.8	1	06/16/21 15:29	
Cyclohexane	6.3 U	6.3	0.33	1	06/16/21 15:29	
Dibromochloromethane	6.3 U	6.3	0.26	1	06/16/21 15:29	
Dichlorodifluoromethane (CFC 12)	6.3 U	6.3	0.42	1	06/16/21 15:29	
Dichloromethane	6.3 U	6.3	3.6	1	06/16/21 15:29	
Ethylbenzene	6.3 U	6.3	0.26	1	06/16/21 15:29	
Isopropylbenzene (Cumene)	6.3 U	6.3	0.26	1	06/16/21 15:29	
Methyl Acetate	6.3 U	6.3	1.1	1	06/16/21 15:29	
Methyl tert-Butyl Ether	6.3 U	6.3	0.26	1	06/16/21 15:29	
Methylcyclohexane	6.3 U	6.3	0.39	1	06/16/21 15:29	
Styrene	6.3 U	6.3	0.26	1	06/16/21 15:29	
Tetrachloroethene (PCE)	**39**	6.3	0.29	1	06/16/21 15:29	
Toluene	6.3 U	6.3	0.26	1	06/16/21 15:29	

ALS Group USA, Corp.
dba ALS Environmental

Analytical Report

Client:	LU Engineers	**Service Request:**	R2105887
Project:	Orchard Street/4235-01	**Date Collected:**	06/04/21 07:30
Sample Matrix:	Soil	**Date Received:**	06/11/21 17:15
Sample Name:	TP-06 (370)	**Units:**	ug/Kg
Lab Code:	R2105887-013	**Basis:**	Dry

Volatile Organic Compounds by GC/MS, Unp

Analysis Method: 8260C
Prep Method: EPA 5030C

Analyte Name	Result		MRL	MDL	Dil.	Date Analyzed	Q
Trichloroethene (TCE)	**0.61**	**J**	6.3	0.28	1	06/16/21 15:29	
Trichlorofluoromethane (CFC 11)	6.3	U	6.3	0.33	1	06/16/21 15:29	
Vinyl Chloride	6.3	U	6.3	0.58	1	06/16/21 15:29	
cis-1,2-Dichloroethene	6.3	U	6.3	0.26	1	06/16/21 15:29	
cis-1,3-Dichloropropene	6.3	U	6.3	0.26	1	06/16/21 15:29	
m,p-Xylenes	13	U	13	0.47	1	06/16/21 15:29	
o-Xylene	6.3	U	6.3	0.26	1	06/16/21 15:29	
trans-1,2-Dichloroethene	6.3	U	6.3	0.26	1	06/16/21 15:29	
trans-1,3-Dichloropropene	6.3	U	6.3	0.26	1	06/16/21 15:29	

Surrogate Name	% Rec	Control Limits	Date Analyzed	Q
4-Bromofluorobenzene	79	31 - 154	06/16/21 15:29	
Dibromofluoromethane	93	63 - 138	06/16/21 15:29	
Toluene-d8	101	66 - 138	06/16/21 15:29	

ALS Group USA, Corp.
dba ALS Environmental

Analytical Report

Client:	LU Engineers	**Service Request:**	R2105887
Project:	Orchard Street/4235-01	**Date Collected:**	06/04/21 08:30
Sample Matrix:	Soil	**Date Received:**	06/11/21 17:15
Sample Name:	TP-08 (370)	**Units:**	ug/Kg
Lab Code:	R2105887-015	**Basis:**	Dry

Volatile Organic Compounds by GC/MS, Unp

Analysis Method: 8260C
Prep Method: EPA 5030C

Analyte Name	Result	MRL	MDL	Dil.	Date Analyzed	Q
1,1,1-Trichloroethane (TCA)	5.9 U	5.9	0.24	1	06/16/21 15:52	
1,1,2,2-Tetrachloroethane	5.9 U	5.9	0.52	1	06/16/21 15:52	
1,1,2-Trichloroethane	5.9 U	5.9	0.24	1	06/16/21 15:52	
1,1,2-Trichloro-1,2,2-trifluoroethane	5.9 U	5.9	0.24	1	06/16/21 15:52	
1,1-Dichloroethane (1,1-DCA)	5.9 U	5.9	0.24	1	06/16/21 15:52	
1,1-Dichloroethene (1,1-DCE)	5.9 U	5.9	0.34	1	06/16/21 15:52	
1,2,3-Trichlorobenzene	5.9 U	5.9	0.61	1	06/16/21 15:52	
1,2,4-Trichlorobenzene	5.9 U	5.9	0.50	1	06/16/21 15:52	
1,2-Dibromo-3-chloropropane (DBCP)	5.9 U	5.9	0.88	1	06/16/21 15:52	
1,2-Dibromoethane	5.9 U	5.9	0.24	1	06/16/21 15:52	
1,2-Dichlorobenzene	5.9 U	5.9	0.24	1	06/16/21 15:52	
1,2-Dichloroethane	5.9 U	5.9	0.24	1	06/16/21 15:52	
1,2-Dichloropropane	5.9 U	5.9	0.24	1	06/16/21 15:52	
1,3-Dichlorobenzene	5.9 U	5.9	0.24	1	06/16/21 15:52	
1,4-Dichlorobenzene	5.9 U	5.9	0.26	1	06/16/21 15:52	
1,4-Dioxane	120 U	120	24	1	06/16/21 15:52	
2-Butanone (MEK)	5.9 U	5.9	2.4	1	06/16/21 15:52	
2-Hexanone	5.9 U	5.9	0.43	1	06/16/21 15:52	
4-Methyl-2-pentanone	5.9 U	5.9	0.27	1	06/16/21 15:52	
Acetone	**8.5**	5.9	5.6	1	06/16/21 15:52	
Benzene	5.9 U	5.9	0.24	1	06/16/21 15:52	
Bromochloromethane	5.9 U	5.9	0.24	1	06/16/21 15:52	
Bromodichloromethane	5.9 U	5.9	0.24	1	06/16/21 15:52	
Bromoform	5.9 U	5.9	0.59	1	06/16/21 15:52	
Bromomethane	5.9 U	5.9	2.5	1	06/16/21 15:52	
Carbon Disulfide	5.9 U	5.9	0.34	1	06/16/21 15:52	
Carbon Tetrachloride	5.9 U	5.9	0.31	1	06/16/21 15:52	
Chlorobenzene	5.9 U	5.9	0.24	1	06/16/21 15:52	
Chloroethane	5.9 U	5.9	0.49	1	06/16/21 15:52	
Chloroform	5.9 U	5.9	0.24	1	06/16/21 15:52	
Chloromethane	5.9 U	5.9	1.7	1	06/16/21 15:52	
Cyclohexane	5.9 U	5.9	0.31	1	06/16/21 15:52	
Dibromochloromethane	5.9 U	5.9	0.24	1	06/16/21 15:52	
Dichlorodifluoromethane (CFC 12)	5.9 U	5.9	0.39	1	06/16/21 15:52	
Dichloromethane	5.9 U	5.9	3.3	1	06/16/21 15:52	
Ethylbenzene	5.9 U	5.9	0.24	1	06/16/21 15:52	
Isopropylbenzene (Cumene)	5.9 U	5.9	0.24	1	06/16/21 15:52	
Methyl Acetate	5.9 U	5.9	0.99	1	06/16/21 15:52	
Methyl tert-Butyl Ether	5.9 U	5.9	0.24	1	06/16/21 15:52	
Methylcyclohexane	5.9 U	5.9	0.37	1	06/16/21 15:52	
Styrene	5.9 U	5.9	0.24	1	06/16/21 15:52	
Tetrachloroethene (PCE)	**15**	5.9	0.27	1	06/16/21 15:52	
Toluene	5.9 U	5.9	0.24	1	06/16/21 15:52	

ALS Group USA, Corp.
dba ALS Environmental

Analytical Report

Client:	LU Engineers	**Service Request:**	R2105887
Project:	Orchard Street/4235-01	**Date Collected:**	06/04/21 08:30
Sample Matrix:	Soil	**Date Received:**	06/11/21 17:15
Sample Name:	TP-08 (370)	**Units:**	ug/Kg
Lab Code:	R2105887-015	**Basis:**	Dry

Volatile Organic Compounds by GC/MS, Unp

Analysis Method: 8260C
Prep Method: EPA 5030C

Analyte Name	Result		MRL	MDL	Dil.	Date Analyzed	Q
Trichloroethene (TCE)	**0.46**	**J**	5.9	0.26	1	06/16/21 15:52	
Trichlorofluoromethane (CFC 11)	5.9	U	5.9	0.31	1	06/16/21 15:52	
Vinyl Chloride	5.9	U	5.9	0.54	1	06/16/21 15:52	
cis-1,2-Dichloroethene	5.9	U	5.9	0.24	1	06/16/21 15:52	
cis-1,3-Dichloropropene	5.9	U	5.9	0.24	1	06/16/21 15:52	
m,p-Xylenes	12	U	12	0.44	1	06/16/21 15:52	
o-Xylene	5.9	U	5.9	0.24	1	06/16/21 15:52	
trans-1,2-Dichloroethene	5.9	U	5.9	0.24	1	06/16/21 15:52	
trans-1,3-Dichloropropene	5.9	U	5.9	0.24	1	06/16/21 15:52	

Surrogate Name	% Rec	Control Limits	Date Analyzed	Q
4-Bromofluorobenzene	89	31 - 154	06/16/21 15:52	
Dibromofluoromethane	94	63 - 138	06/16/21 15:52	
Toluene-d8	103	66 - 138	06/16/21 15:52	

ALS Group USA, Corp.
dba ALS Environmental

Analytical Report

Client:	LU Engineers	**Service Request:**	R2105887
Project:	Orchard Street/4235-01	**Date Collected:**	06/04/21 09:00
Sample Matrix:	Soil	**Date Received:**	06/11/21 17:15
Sample Name:	TP-10 (370)	**Units:**	ug/Kg
Lab Code:	R2105887-017	**Basis:**	Dry

Volatile Organic Compounds by GC/MS, Unp

Analysis Method: 8260C
Prep Method: EPA 5030C

Analyte Name	Result	MRL	MDL	Dil.	Date Analyzed	Q
1,1,1-Trichloroethane (TCA)	5.4 U	5.4	0.22	1	06/16/21 16:15	
1,1,2,2-Tetrachloroethane	5.4 U	5.4	0.48	1	06/16/21 16:15	
1,1,2-Trichloroethane	5.4 U	5.4	0.22	1	06/16/21 16:15	
1,1,2-Trichloro-1,2,2-trifluoroethane	5.4 U	5.4	0.22	1	06/16/21 16:15	
1,1-Dichloroethane (1,1-DCA)	5.4 U	5.4	0.22	1	06/16/21 16:15	
1,1-Dichloroethene (1,1-DCE)	5.4 U	5.4	0.32	1	06/16/21 16:15	
1,2,3-Trichlorobenzene	5.4 U	5.4	0.57	1	06/16/21 16:15	
1,2,4-Trichlorobenzene	5.4 U	5.4	0.46	1	06/16/21 16:15	
1,2-Dibromo-3-chloropropane (DBCP)	5.4 U	5.4	0.81	1	06/16/21 16:15	
1,2-Dibromoethane	5.4 U	5.4	0.22	1	06/16/21 16:15	
1,2-Dichlorobenzene	5.4 U	5.4	0.22	1	06/16/21 16:15	
1,2-Dichloroethane	5.4 U	5.4	0.22	1	06/16/21 16:15	
1,2-Dichloropropane	5.4 U	5.4	0.22	1	06/16/21 16:15	
1,3-Dichlorobenzene	5.4 U	5.4	0.22	1	06/16/21 16:15	
1,4-Dichlorobenzene	5.4 U	5.4	0.24	1	06/16/21 16:15	
1,4-Dioxane	110 U	110	22	1	06/16/21 16:15	
2-Butanone (MEK)	5.4 U	5.4	2.2	1	06/16/21 16:15	
2-Hexanone	5.4 U	5.4	0.39	1	06/16/21 16:15	
4-Methyl-2-pentanone	5.4 U	5.4	0.25	1	06/16/21 16:15	
Acetone	5.4 U	5.4	5.1	1	06/16/21 16:15	
Benzene	5.4 U	5.4	0.22	1	06/16/21 16:15	
Bromochloromethane	5.4 U	5.4	0.22	1	06/16/21 16:15	
Bromodichloromethane	5.4 U	5.4	0.22	1	06/16/21 16:15	
Bromoform	5.4 U	5.4	0.54	1	06/16/21 16:15	
Bromomethane	5.4 U	5.4	2.3	1	06/16/21 16:15	
Carbon Disulfide	5.4 U	5.4	0.32	1	06/16/21 16:15	
Carbon Tetrachloride	5.4 U	5.4	0.29	1	06/16/21 16:15	
Chlorobenzene	5.4 U	5.4	0.22	1	06/16/21 16:15	
Chloroethane	5.4 U	5.4	0.45	1	06/16/21 16:15	
Chloroform	5.4 U	5.4	0.22	1	06/16/21 16:15	
Chloromethane	5.4 U	5.4	1.6	1	06/16/21 16:15	
Cyclohexane	5.4 U	5.4	0.29	1	06/16/21 16:15	
Dibromochloromethane	5.4 U	5.4	0.22	1	06/16/21 16:15	
Dichlorodifluoromethane (CFC 12)	5.4 U	5.4	0.36	1	06/16/21 16:15	
Dichloromethane	5.4 U	5.4	3.1	1	06/16/21 16:15	
Ethylbenzene	5.4 U	5.4	0.22	1	06/16/21 16:15	
Isopropylbenzene (Cumene)	5.4 U	5.4	0.22	1	06/16/21 16:15	
Methyl Acetate	5.4 U	5.4	0.91	1	06/16/21 16:15	
Methyl tert-Butyl Ether	5.4 U	5.4	0.22	1	06/16/21 16:15	
Methylcyclohexane	5.4 U	5.4	0.34	1	06/16/21 16:15	
Styrene	5.4 U	5.4	0.22	1	06/16/21 16:15	
Tetrachloroethene (PCE)	**5.6**	5.4	0.25	1	06/16/21 16:15	
Toluene	5.4 U	5.4	0.22	1	06/16/21 16:15	

ALS Group USA, Corp.
dba ALS Environmental

Analytical Report

Client:	LU Engineers	**Service Request:**	R2105887
Project:	Orchard Street/4235-01	**Date Collected:**	06/04/21 09:00
Sample Matrix:	Soil	**Date Received:**	06/11/21 17:15
Sample Name:	TP-10 (370)	**Units:**	ug/Kg
Lab Code:	R2105887-017	**Basis:**	Dry

Volatile Organic Compounds by GC/MS, Unp

Analysis Method: 8260C
Prep Method: EPA 5030C

Analyte Name	Result		MRL	MDL	Dil.	Date Analyzed	Q
Trichloroethene (TCE)	**0.44**	**J**	5.4	0.24	1	06/16/21 16:15	
Trichlorofluoromethane (CFC 11)	5.4	U	5.4	0.29	1	06/16/21 16:15	
Vinyl Chloride	5.4	U	5.4	0.50	1	06/16/21 16:15	
cis-1,2-Dichloroethene	5.4	U	5.4	0.22	1	06/16/21 16:15	
cis-1,3-Dichloropropene	5.4	U	5.4	0.22	1	06/16/21 16:15	
m,p-Xylenes	11	U	11	0.40	1	06/16/21 16:15	
o-Xylene	5.4	U	5.4	0.22	1	06/16/21 16:15	
trans-1,2-Dichloroethene	5.4	U	5.4	0.22	1	06/16/21 16:15	
trans-1,3-Dichloropropene	5.4	U	5.4	0.22	1	06/16/21 16:15	

Surrogate Name	% Rec	Control Limits	Date Analyzed	Q
4-Bromofluorobenzene	87	31 - 154	06/16/21 16:15	
Dibromofluoromethane	94	63 - 138	06/16/21 16:15	
Toluene-d8	102	66 - 138	06/16/21 16:15	

ALS Group USA, Corp.
dba ALS Environmental

Analytical Report

Client:	LU Engineers	**Service Request:**	R2105887
Project:	Orchard Street/4235-01	**Date Collected:**	06/04/21 09:30
Sample Matrix:	Soil	**Date Received:**	06/11/21 17:15
Sample Name:	TP-11 (370)	**Units:**	ug/Kg
Lab Code:	R2105887-018	**Basis:**	Dry

Volatile Organic Compounds by GC/MS, Unp

Analysis Method: 8260C
Prep Method: EPA 5030C

Analyte Name	Result	MRL	MDL	Dil.	Date Analyzed	Q
1,1,1-Trichloroethane (TCA)	6.3 U	6.3	0.26	1	06/16/21 16:38	
1,1,2,2-Tetrachloroethane	6.3 U	6.3	0.56	1	06/16/21 16:38	
1,1,2-Trichloroethane	6.3 U	6.3	0.26	1	06/16/21 16:38	
1,1,2-Trichloro-1,2,2-trifluoroethane	6.3 U	6.3	0.26	1	06/16/21 16:38	
1,1-Dichloroethane (1,1-DCA)	6.3 U	6.3	0.26	1	06/16/21 16:38	
1,1-Dichloroethene (1,1-DCE)	6.3 U	6.3	0.37	1	06/16/21 16:38	
1,2,3-Trichlorobenzene	6.3 U	6.3	0.66	1	06/16/21 16:38	
1,2,4-Trichlorobenzene	6.3 U	6.3	0.53	1	06/16/21 16:38	
1,2-Dibromo-3-chloropropane (DBCP)	6.3 U	6.3	0.95	1	06/16/21 16:38	
1,2-Dibromoethane	6.3 U	6.3	0.26	1	06/16/21 16:38	
1,2-Dichlorobenzene	6.3 U	6.3	0.26	1	06/16/21 16:38	
1,2-Dichloroethane	6.3 U	6.3	0.26	1	06/16/21 16:38	
1,2-Dichloropropane	6.3 U	6.3	0.26	1	06/16/21 16:38	
1,3-Dichlorobenzene	6.3 U	6.3	0.26	1	06/16/21 16:38	
1,4-Dichlorobenzene	6.3 U	6.3	0.28	1	06/16/21 16:38	
1,4-Dioxane	130 U	130	26	1	06/16/21 16:38	
2-Butanone (MEK)	6.3 U	6.3	2.6	1	06/16/21 16:38	
2-Hexanone	6.3 U	6.3	0.46	1	06/16/21 16:38	
4-Methyl-2-pentanone	6.3 U	6.3	0.29	1	06/16/21 16:38	
Acetone	6.3 U	6.3	6.0	1	06/16/21 16:38	
Benzene	6.3 U	6.3	0.26	1	06/16/21 16:38	
Bromochloromethane	6.3 U	6.3	0.26	1	06/16/21 16:38	
Bromodichloromethane	6.3 U	6.3	0.26	1	06/16/21 16:38	
Bromoform	6.3 U	6.3	0.63	1	06/16/21 16:38	
Bromomethane	6.3 U	6.3	2.7	1	06/16/21 16:38	
Carbon Disulfide	6.3 U	6.3	0.37	1	06/16/21 16:38	
Carbon Tetrachloride	6.3 U	6.3	0.33	1	06/16/21 16:38	
Chlorobenzene	6.3 U	6.3	0.26	1	06/16/21 16:38	
Chloroethane	6.3 U	6.3	0.52	1	06/16/21 16:38	
Chloroform	6.3 U	6.3	0.26	1	06/16/21 16:38	
Chloromethane	6.3 U	6.3	1.8	1	06/16/21 16:38	
Cyclohexane	6.3 U	6.3	0.33	1	06/16/21 16:38	
Dibromochloromethane	6.3 U	6.3	0.26	1	06/16/21 16:38	
Dichlorodifluoromethane (CFC 12)	6.3 U	6.3	0.42	1	06/16/21 16:38	
Dichloromethane	6.3 U	6.3	3.6	1	06/16/21 16:38	
Ethylbenzene	6.3 U	6.3	0.26	1	06/16/21 16:38	
Isopropylbenzene (Cumene)	6.3 U	6.3	0.26	1	06/16/21 16:38	
Methyl Acetate	6.3 U	6.3	1.1	1	06/16/21 16:38	
Methyl tert-Butyl Ether	6.3 U	6.3	0.26	1	06/16/21 16:38	
Methylcyclohexane	6.3 U	6.3	0.39	1	06/16/21 16:38	
Styrene	6.3 U	6.3	0.26	1	06/16/21 16:38	
Tetrachloroethene (PCE)	**170**	6.3	0.29	1	06/16/21 16:38	
Toluene	6.3 U	6.3	0.26	1	06/16/21 16:38	

ALS Group USA, Corp.
dba ALS Environmental

Analytical Report

Client:	LU Engineers	**Service Request:**	R2105887
Project:	Orchard Street/4235-01	**Date Collected:**	06/04/21 09:30
Sample Matrix:	Soil	**Date Received:**	06/11/21 17:15
Sample Name:	TP-11 (370)	**Units:**	ug/Kg
Lab Code:	R2105887-018	**Basis:**	Dry

Volatile Organic Compounds by GC/MS, Unp

Analysis Method: 8260C
Prep Method: EPA 5030C

Analyte Name	Result	MRL	MDL	Dil.	Date Analyzed	Q
Trichloroethene (TCE)	**2.3 J**	6.3	0.28	1	06/16/21 16:38	
Trichlorofluoromethane (CFC 11)	6.3 U	6.3	0.33	1	06/16/21 16:38	
Vinyl Chloride	6.3 U	6.3	0.58	1	06/16/21 16:38	
cis-1,2-Dichloroethene	6.3 U	6.3	0.26	1	06/16/21 16:38	
cis-1,3-Dichloropropene	6.3 U	6.3	0.26	1	06/16/21 16:38	
m,p-Xylenes	13 U	13	0.47	1	06/16/21 16:38	
o-Xylene	6.3 U	6.3	0.26	1	06/16/21 16:38	
trans-1,2-Dichloroethene	6.3 U	6.3	0.26	1	06/16/21 16:38	
trans-1,3-Dichloropropene	6.3 U	6.3	0.26	1	06/16/21 16:38	

Surrogate Name	% Rec	Control Limits	Date Analyzed	Q
4-Bromofluorobenzene	81	31 - 154	06/16/21 16:38	
Dibromofluoromethane	100	63 - 138	06/16/21 16:38	
Toluene-d8	104	66 - 138	06/16/21 16:38	

ALS Group USA, Corp.
dba ALS Environmental

Analytical Report

Client:	LU Engineers	**Service Request:**	R2105887
Project:	Orchard Street/4235-01	**Date Collected:**	06/04/21 10:00
Sample Matrix:	Soil	**Date Received:**	06/11/21 17:15
Sample Name:	TP-12 (370)	**Units:**	ug/Kg
Lab Code:	R2105887-020	**Basis:**	Dry

Volatile Organic Compounds by GC/MS, Unp

Analysis Method: 8260C
Prep Method: EPA 5030C

Analyte Name	Result	MRL	MDL	Dil.	Date Analyzed	Q
1,1,1-Trichloroethane (TCA)	5.6 U	5.6	0.23	1	06/16/21 17:02	
1,1,2,2-Tetrachloroethane	5.6 U	5.6	0.50	1	06/16/21 17:02	
1,1,2-Trichloroethane	5.6 U	5.6	0.23	1	06/16/21 17:02	
1,1,2-Trichloro-1,2,2-trifluoroethane	5.6 U	5.6	0.23	1	06/16/21 17:02	
1,1-Dichloroethane (1,1-DCA)	5.6 U	5.6	0.23	1	06/16/21 17:02	
1,1-Dichloroethene (1,1-DCE)	5.6 U	5.6	0.33	1	06/16/21 17:02	
1,2,3-Trichlorobenzene	5.6 U	5.6	0.59	1	06/16/21 17:02	
1,2,4-Trichlorobenzene	5.6 U	5.6	0.48	1	06/16/21 17:02	
1,2-Dibromo-3-chloropropane (DBCP)	5.6 U	5.6	0.85	1	06/16/21 17:02	
1,2-Dibromoethane	5.6 U	5.6	0.23	1	06/16/21 17:02	
1,2-Dichlorobenzene	5.6 U	5.6	0.23	1	06/16/21 17:02	
1,2-Dichloroethane	5.6 U	5.6	0.23	1	06/16/21 17:02	
1,2-Dichloropropane	5.6 U	5.6	0.23	1	06/16/21 17:02	
1,3-Dichlorobenzene	5.6 U	5.6	0.23	1	06/16/21 17:02	
1,4-Dichlorobenzene	5.6 U	5.6	0.25	1	06/16/21 17:02	
1,4-Dioxane	110 U	110	23	1	06/16/21 17:02	
2-Butanone (MEK)	5.6 U	5.6	2.3	1	06/16/21 17:02	
2-Hexanone	5.6 U	5.6	0.41	1	06/16/21 17:02	
4-Methyl-2-pentanone	5.6 U	5.6	0.26	1	06/16/21 17:02	
Acetone	5.6 U	5.6	5.3	1	06/16/21 17:02	
Benzene	5.6 U	5.6	0.23	1	06/16/21 17:02	
Bromochloromethane	5.6 U	5.6	0.23	1	06/16/21 17:02	
Bromodichloromethane	5.6 U	5.6	0.23	1	06/16/21 17:02	
Bromoform	5.6 U	5.6	0.57	1	06/16/21 17:02	
Bromomethane	5.6 U	5.6	2.4	1	06/16/21 17:02	
Carbon Disulfide	5.6 U	5.6	0.33	1	06/16/21 17:02	
Carbon Tetrachloride	5.6 U	5.6	0.30	1	06/16/21 17:02	
Chlorobenzene	5.6 U	5.6	0.23	1	06/16/21 17:02	
Chloroethane	5.6 U	5.6	0.47	1	06/16/21 17:02	
Chloroform	5.6 U	5.6	0.23	1	06/16/21 17:02	
Chloromethane	5.6 U	5.6	1.6	1	06/16/21 17:02	
Cyclohexane	5.6 U	5.6	0.30	1	06/16/21 17:02	
Dibromochloromethane	5.6 U	5.6	0.23	1	06/16/21 17:02	
Dichlorodifluoromethane (CFC 12)	5.6 U	5.6	0.38	1	06/16/21 17:02	
Dichloromethane	5.6 U	5.6	3.2	1	06/16/21 17:02	
Ethylbenzene	5.6 U	5.6	0.23	1	06/16/21 17:02	
Isopropylbenzene (Cumene)	5.6 U	5.6	0.23	1	06/16/21 17:02	
Methyl Acetate	5.6 U	5.6	0.95	1	06/16/21 17:02	
Methyl tert-Butyl Ether	5.6 U	5.6	0.23	1	06/16/21 17:02	
Methylcyclohexane	5.6 U	5.6	0.35	1	06/16/21 17:02	
Styrene	5.6 U	5.6	0.23	1	06/16/21 17:02	
Tetrachloroethene (PCE)	**1.3 J**	5.6	0.26	1	06/16/21 17:02	
Toluene	5.6 U	5.6	0.23	1	06/16/21 17:02	

ALS Group USA, Corp.
dba ALS Environmental

Analytical Report

Client:	LU Engineers	**Service Request:**	R2105887
Project:	Orchard Street/4235-01	**Date Collected:**	06/04/21 10:00
Sample Matrix:	Soil	**Date Received:**	06/11/21 17:15
Sample Name:	TP-12 (370)	**Units:**	ug/Kg
Lab Code:	R2105887-020	**Basis:**	Dry

Volatile Organic Compounds by GC/MS, Unp

Analysis Method: 8260C
Prep Method: EPA 5030C

Analyte Name	Result	MRL	MDL	Dil.	Date Analyzed	Q
Trichloroethene (TCE)	5.6 U	5.6	0.25	1	06/16/21 17:02	
Trichlorofluoromethane (CFC 11)	5.6 U	5.6	0.30	1	06/16/21 17:02	
Vinyl Chloride	5.6 U	5.6	0.52	1	06/16/21 17:02	
cis-1,2-Dichloroethene	5.6 U	5.6	0.23	1	06/16/21 17:02	
cis-1,3-Dichloropropene	5.6 U	5.6	0.23	1	06/16/21 17:02	
m,p-Xylenes	11 U	11	0.42	1	06/16/21 17:02	
o-Xylene	5.6 U	5.6	0.23	1	06/16/21 17:02	
trans-1,2-Dichloroethene	5.6 U	5.6	0.23	1	06/16/21 17:02	
trans-1,3-Dichloropropene	5.6 U	5.6	0.23	1	06/16/21 17:02	

Surrogate Name	% Rec	Control Limits	Date Analyzed	Q
4-Bromofluorobenzene	91	31 - 154	06/16/21 17:02	
Dibromofluoromethane	92	63 - 138	06/16/21 17:02	
Toluene-d8	102	66 - 138	06/16/21 17:02	

ALS Group USA, Corp.
dba ALS Environmental

Analytical Report

Client:	LU Engineers	**Service Request:**	R2105887
Project:	Orchard Street/4235-01	**Date Collected:**	NA
Sample Matrix:	Soil	**Date Received:**	06/11/21 17:15
Sample Name:	Field Duplicate	**Units:**	ug/Kg
Lab Code:	R2105887-021	**Basis:**	Dry

Volatile Organic Compounds by GC/MS, Unp

Analysis Method: 8260C
Prep Method: EPA 5030C

Analyte Name	Result	MRL	MDL	Dil.	Date Analyzed	Q
1,1,1-Trichloroethane (TCA)	5.7 U	5.7	0.23	1	06/16/21 17:25	
1,1,2,2-Tetrachloroethane	5.7 U	5.7	0.51	1	06/16/21 17:25	
1,1,2-Trichloroethane	5.7 U	5.7	0.23	1	06/16/21 17:25	
1,1,2-Trichloro-1,2,2-trifluoroethane	5.7 U	5.7	0.23	1	06/16/21 17:25	
1,1-Dichloroethane (1,1-DCA)	5.7 U	5.7	0.23	1	06/16/21 17:25	
1,1-Dichloroethene (1,1-DCE)	5.7 U	5.7	0.34	1	06/16/21 17:25	
1,2,3-Trichlorobenzene	5.7 U	5.7	0.60	1	06/16/21 17:25	
1,2,4-Trichlorobenzene	5.7 U	5.7	0.48	1	06/16/21 17:25	
1,2-Dibromo-3-chloropropane (DBCP)	5.7 U	5.7	0.86	1	06/16/21 17:25	
1,2-Dibromoethane	5.7 U	5.7	0.23	1	06/16/21 17:25	
1,2-Dichlorobenzene	5.7 U	5.7	0.23	1	06/16/21 17:25	
1,2-Dichloroethane	5.7 U	5.7	0.23	1	06/16/21 17:25	
1,2-Dichloropropane	5.7 U	5.7	0.23	1	06/16/21 17:25	
1,3-Dichlorobenzene	5.7 U	5.7	0.23	1	06/16/21 17:25	
1,4-Dichlorobenzene	5.7 U	5.7	0.26	1	06/16/21 17:25	
1,4-Dioxane	110 U	110	23	1	06/16/21 17:25	
2-Butanone (MEK)	5.7 U	5.7	2.3	1	06/16/21 17:25	
2-Hexanone	5.7 U	5.7	0.42	1	06/16/21 17:25	
4-Methyl-2-pentanone	5.7 U	5.7	0.27	1	06/16/21 17:25	
Acetone	**19**	5.7	5.4	1	06/16/21 17:25	
Benzene	5.7 U	5.7	0.23	1	06/16/21 17:25	
Bromochloromethane	5.7 U	5.7	0.23	1	06/16/21 17:25	
Bromodichloromethane	5.7 U	5.7	0.23	1	06/16/21 17:25	
Bromoform	5.7 U	5.7	0.58	1	06/16/21 17:25	
Bromomethane	5.7 U	5.7	2.4	1	06/16/21 17:25	
Carbon Disulfide	5.7 U	5.7	0.34	1	06/16/21 17:25	
Carbon Tetrachloride	5.7 U	5.7	0.30	1	06/16/21 17:25	
Chlorobenzene	5.7 U	5.7	0.23	1	06/16/21 17:25	
Chloroethane	5.7 U	5.7	0.47	1	06/16/21 17:25	
Chloroform	5.7 U	5.7	0.23	1	06/16/21 17:25	
Chloromethane	5.7 U	5.7	1.6	1	06/16/21 17:25	
Cyclohexane	5.7 U	5.7	0.30	1	06/16/21 17:25	
Dibromochloromethane	5.7 U	5.7	0.23	1	06/16/21 17:25	
Dichlorodifluoromethane (CFC 12)	5.7 U	5.7	0.38	1	06/16/21 17:25	
Dichloromethane	5.7 U	5.7	3.2	1	06/16/21 17:25	
Ethylbenzene	5.7 U	5.7	0.23	1	06/16/21 17:25	
Isopropylbenzene (Cumene)	5.7 U	5.7	0.23	1	06/16/21 17:25	
Methyl Acetate	5.7 U	5.7	0.96	1	06/16/21 17:25	
Methyl tert-Butyl Ether	5.7 U	5.7	0.23	1	06/16/21 17:25	
Methylcyclohexane	5.7 U	5.7	0.36	1	06/16/21 17:25	
Styrene	5.7 U	5.7	0.23	1	06/16/21 17:25	
Tetrachloroethene (PCE)	**0.74 J**	5.7	0.27	1	06/16/21 17:25	
Toluene	5.7 U	5.7	0.23	1	06/16/21 17:25	

ALS Group USA, Corp.
dba ALS Environmental

Analytical Report

Client:	LU Engineers	**Service Request:**	R2105887
Project:	Orchard Street/4235-01	**Date Collected:**	NA
Sample Matrix:	Soil	**Date Received:**	06/11/21 17:15
Sample Name:	Field Duplicate	**Units:**	ug/Kg
Lab Code:	R2105887-021	**Basis:**	Dry

Volatile Organic Compounds by GC/MS, Unp

Analysis Method: 8260C
Prep Method: EPA 5030C

Analyte Name	Result	MRL	MDL	Dil.	Date Analyzed	Q
Trichloroethene (TCE)	5.7 U	5.7	0.26	1	06/16/21 17:25	
Trichlorofluoromethane (CFC 11)	5.7 U	5.7	0.30	1	06/16/21 17:25	
Vinyl Chloride	5.7 U	5.7	0.53	1	06/16/21 17:25	
cis-1,2-Dichloroethene	5.7 U	5.7	0.23	1	06/16/21 17:25	
cis-1,3-Dichloropropene	5.7 U	5.7	0.23	1	06/16/21 17:25	
m,p-Xylenes	11 U	11	0.43	1	06/16/21 17:25	
o-Xylene	5.7 U	5.7	0.23	1	06/16/21 17:25	
trans-1,2-Dichloroethene	5.7 U	5.7	0.23	1	06/16/21 17:25	
trans-1,3-Dichloropropene	5.7 U	5.7	0.23	1	06/16/21 17:25	

Surrogate Name	% Rec	Control Limits	Date Analyzed	Q
4-Bromofluorobenzene	92	31 - 154	06/16/21 17:25	
Dibromofluoromethane	91	63 - 138	06/16/21 17:25	
Toluene-d8	101	66 - 138	06/16/21 17:25	

1st FN 06/17/21
2nd WR 06/17/21

Quantitation Report (QT Reviewed)

Data Path : I:\ACQUDATA\MSVOA14\Data\061621\
Data File : F6791.D
Acq On : 16 Jun 2021 11:59 am
Operator : F.NAEGLER
Sample : R2105887-001|1.00 Inst : MSVOA14
Misc : LUE 13584 T4
ALS Vial : 6 Sample Multiplier: 1

Quant Time: Jun 17 15:17:13 2021
Quant Method : I:\ACQUDATA\MSVOA14\Methods\S050321.M
Quant Title : MS#14 - 8260 SOILS 10ml PURGE
QLast Update : Tue May 04 08:45:11 2021
Response via : Initial Calibration

Compound	R.T.	QIon	Response	Conc	Units	Dev(Min)
Internal Standards						
1) Pentafluorobenzene	4.675	168	402484	50.00	ug/L	0.00
42) 1,4-Difluorobenzene	5.931	114	617349	50.00	ug/L	0.00
70) d5-Chlorobenzene	9.577	117	557134	50.00	ug/L	0.00
87) 1,4-Dichlorobenzene-d4	11.735	152	288153	50.00	ug/L	0.00
System Monitoring Compounds						
44) SURR4,Dibrflmethane	4.529	113	185055	46.18	ug/L	0.00
Spiked Amount 50.000	Range 63 - 138		Recovery = 92.36%			
47) SURR1,1,2-dichloroetha...	5.114	65	226472	49.43	ug/L	0.00
Spiked Amount 50.000	Range 67 - 128		Recovery = 98.86%			
64) SURR3,Toluene-d8	7.943	98	755604	50.13	ug/L	0.00
Spiked Amount 50.000	Range 66 - 138		Recovery = 100.26%			
69) SURR2,BFB	10.723	95	262843	45.27	ug/L	0.00
Spiked Amount 50.000	Range 31 - 154		Recovery = 90.54%			
Target Compounds						Qvalue
3) Chloromethane	1.145	50	1668	0.35	ug/L	79
15) Acetone	2.042	43	9873	4.43	ug/L	99
16) 2-Propanol	2.157	45	1377	3.38	ug/L	90
17) Iodomethane	2.127	142	1448	3.27	ug/L	89
21) Methyl Acetate	2.316	43	906	0.27	ug/L #	47
22) Methylene Chloride	2.389	84	833	Below Cal	#	57
38) Tetrahydrofuran	4.212	42	956	0.64	ug/L	73
53) Trichloroethene	6.303	130	1100	0.26	ug/L #	75
71) Tetrachloroethene	8.674	164	893	0.29	ug/L #	88

(#) = qualifier out of range (m) = manual integration (+) = signals summed

Quantitation Report (QT Reviewed)

Data Path : I:\ACQUDATA\MSVOA14\Data\061621\
Data File : F6791.D
Acq On : 16 Jun 2021 11:59 am
Operator : F.NAEGLER
Sample : R2105887-001|1.00 Inst : MSVOA14
Misc : LUE 13584 T4
ALS Vial : 6 Sample Multiplier: 1

Quant Time: Jun 17 15:17:13 2021
Quant Method : I:\ACQUDATA\MSVOA14\Methods\S050321.M
Quant Title : MS#14 - 8260 SOILS 10ml PURGE
QLast Update : Tue May 04 08:45:11 2021
Response via : Initial Calibration

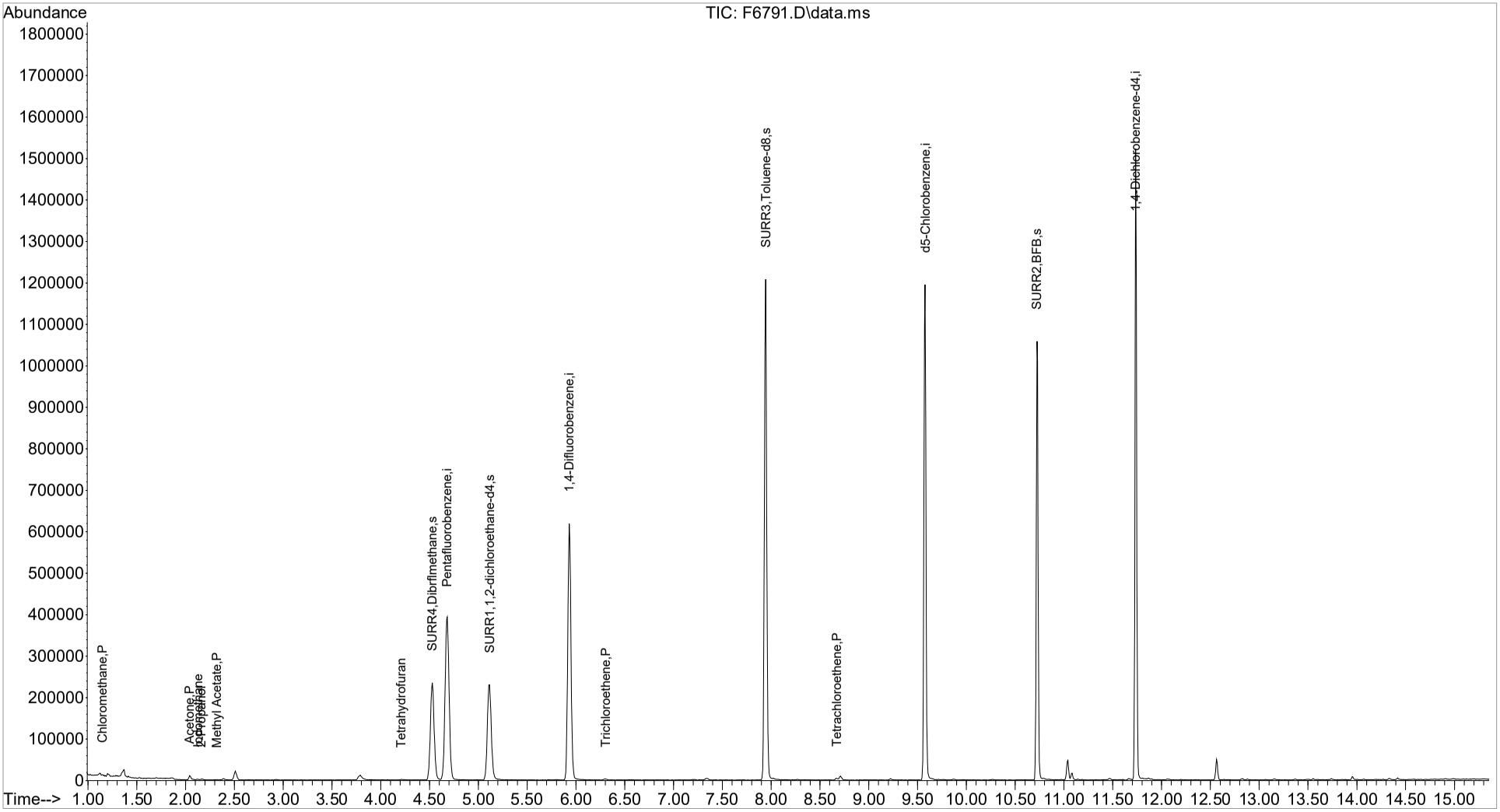

1st FJ 06/17/21
2nd 06/17/21

1st FN 06/17/21
2nd KR 06/17/21

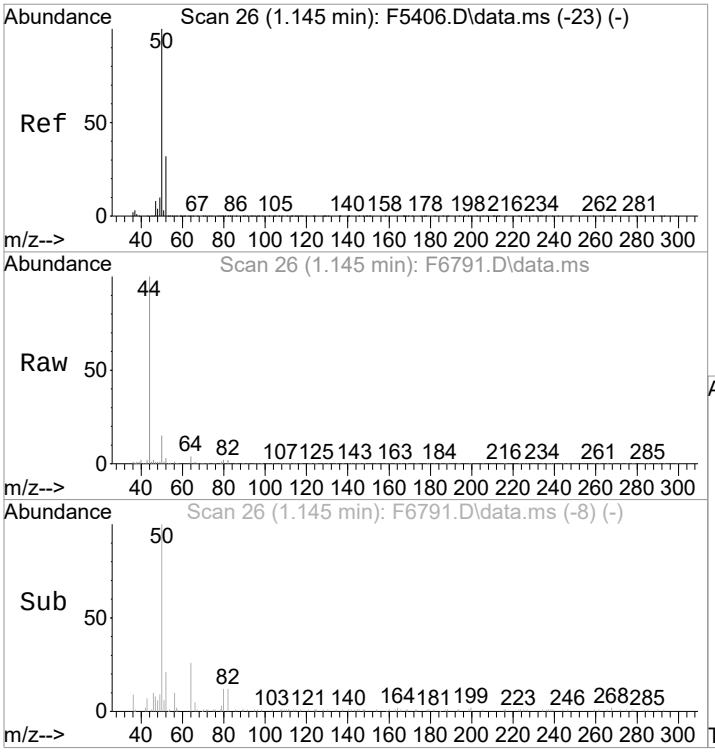

#3
Chloromethane
Concen: 0.35 ug/L
RT: 1.145 min Scan# 26
Delta R.T. -0.006 min
Lab File: F6791.D
Acq: 16 Jun 2021 11:59 am

Tgt Ion: 50 Resp: 1668

Ion	Ratio	Lower	Upper
50	100		
52	20.3	12.3	52.3

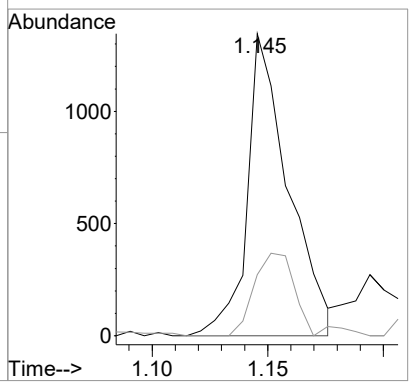

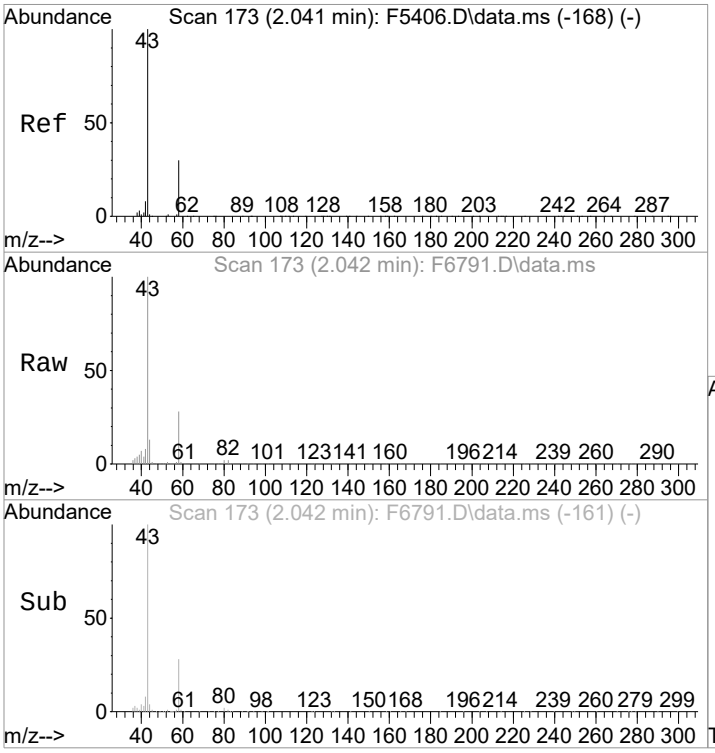

#15
Acetone
Concen: 4.43 ug/L
RT: 2.042 min Scan# 173
Delta R.T. 0.001 min
Lab File: F6791.D
Acq: 16 Jun 2021 11:59 am

Tgt Ion: 43 Resp: 9873

Ion	Ratio	Lower	Upper
43	100		
58	28.3	8.9	48.9
42	8.4	0.0	27.9

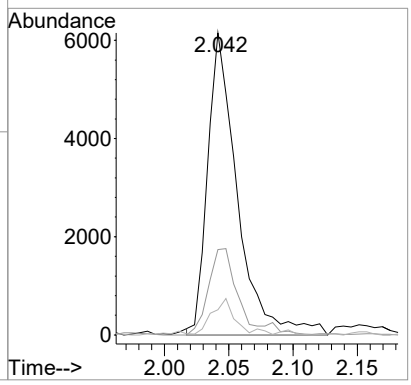

1st FN 06/17/21
2nd KR 06/17/21

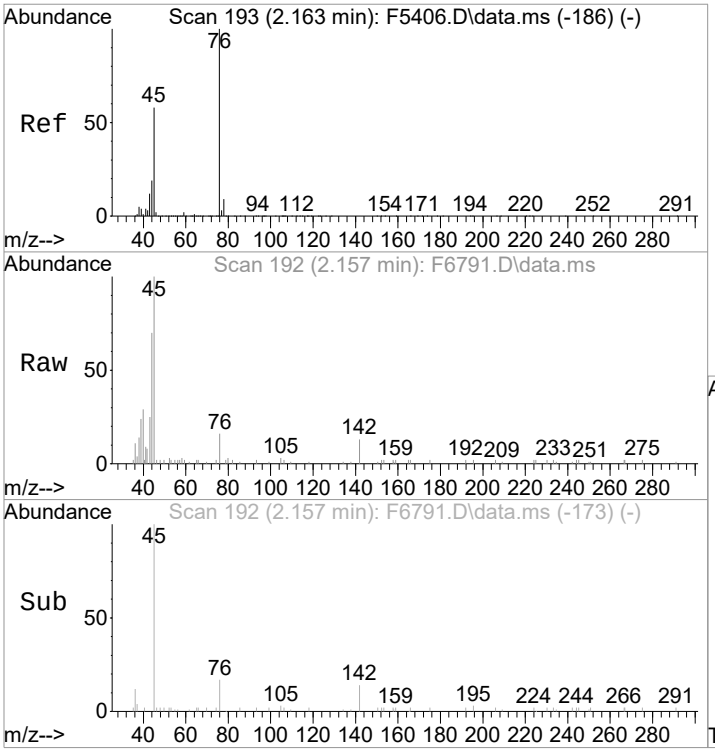

#16
2-Propanol
Concen: 3.38 ug/L
RT: 2.157 min Scan# 192
Delta R.T. 0.006 min
Lab File: F6791.D
Acq: 16 Jun 2021 11:59 am

Tgt Ion: 45 Resp: 1377

Ion	Ratio	Lower	Upper
45	100		
43	24.5	0.0	40.0

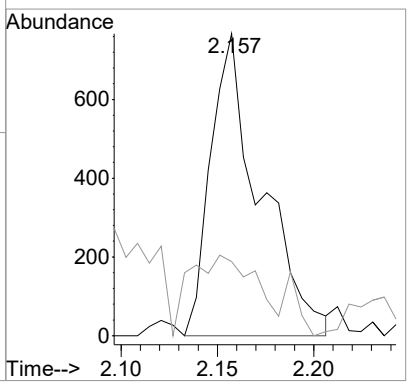

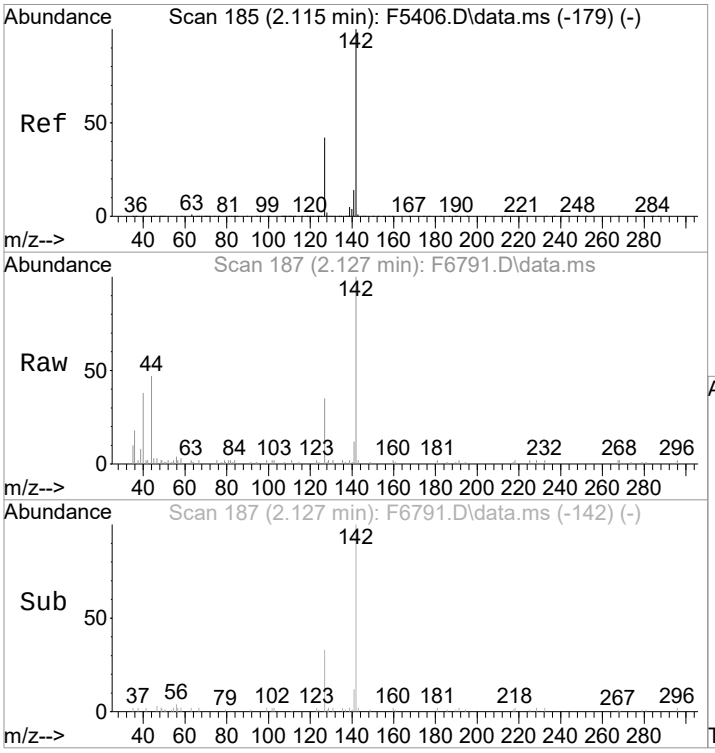

#17
Iodomethane
Concen: 3.27 ug/L
RT: 2.127 min Scan# 187
Delta R.T. 0.013 min
Lab File: F6791.D
Acq: 16 Jun 2021 11:59 am

Tgt Ion:142 Resp: 1448

Ion	Ratio	Lower	Upper
142	100		
127	35.3	22.2	62.2

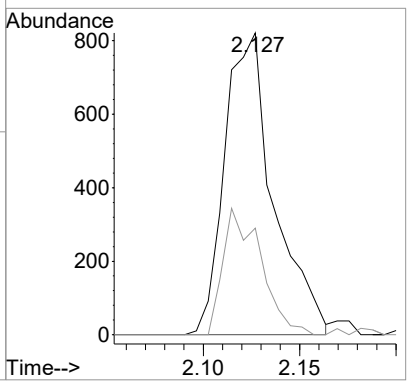

1st FN 06/17/21
2nd KR 06/17/21

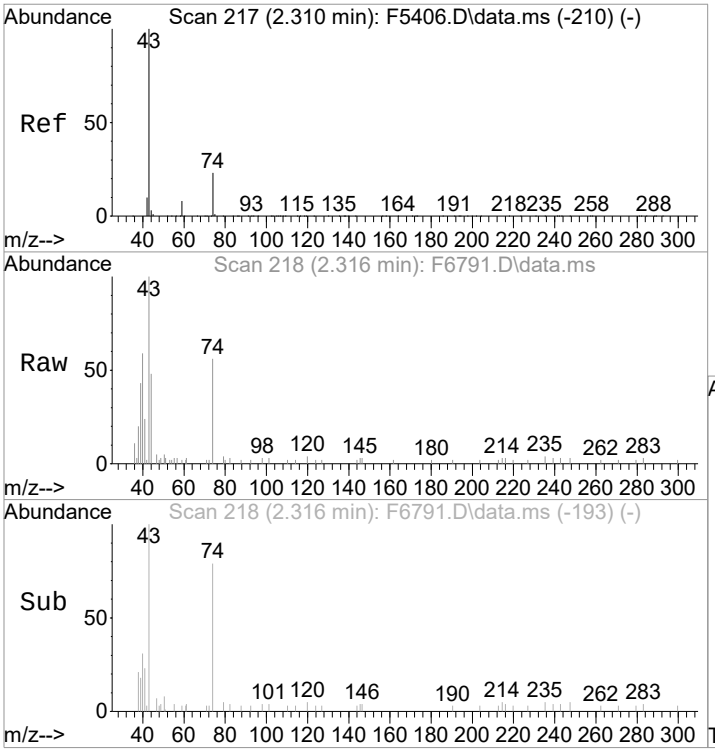

#21
Methyl Acetate
Concen: 0.27 ug/L
RT: 2.316 min Scan# 218
Delta R.T. 0.012 min
Lab File: F6791.D
Acq: 16 Jun 2021 11:59 am

Tgt Ion: 43 Resp: 906

Ion	Ratio	Lower	Upper
43	100		
59	2.2	0.0	28.5
74	55.6	3.4	43.4#

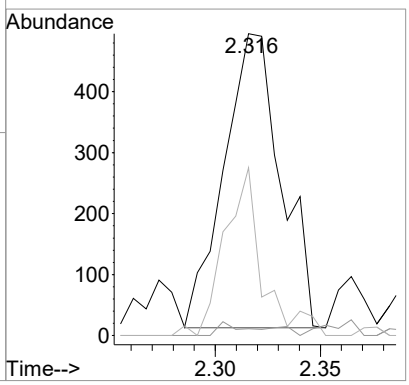

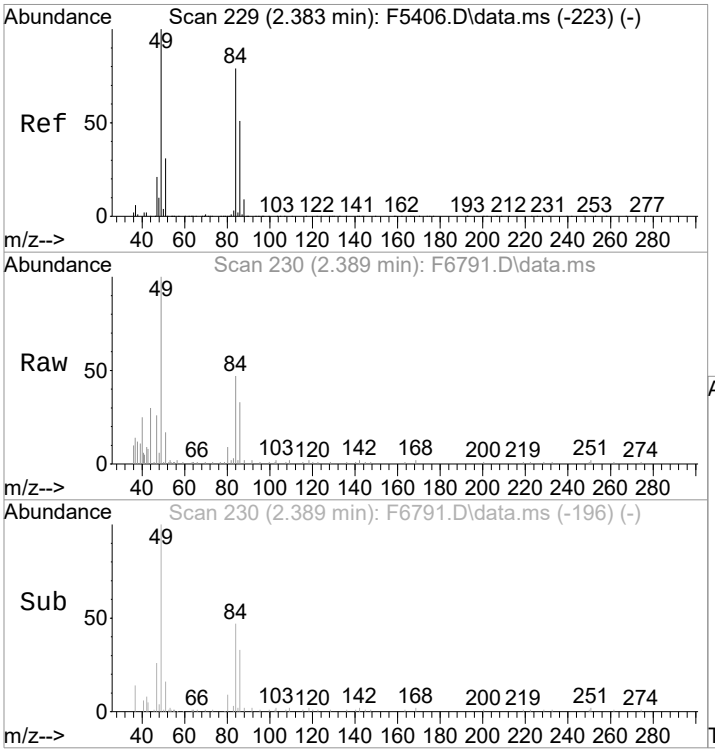

#22
Methylene Chloride
Concen: Below Cal
RT: 2.389 min Scan# 230
Delta R.T. 0.007 min
Lab File: F6791.D
Acq: 16 Jun 2021 11:59 am

Tgt Ion: 84 Resp: 833

Ion	Ratio	Lower	Upper
84	100		
86	69.8	44.7	84.7
49	211.8	106.4	146.4#
51	36.3	18.8	58.8

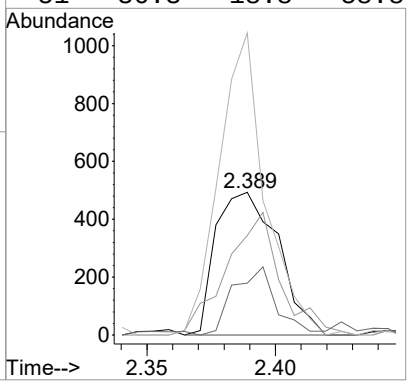

1st FN 06/17/21
2nd KR 06/17/21

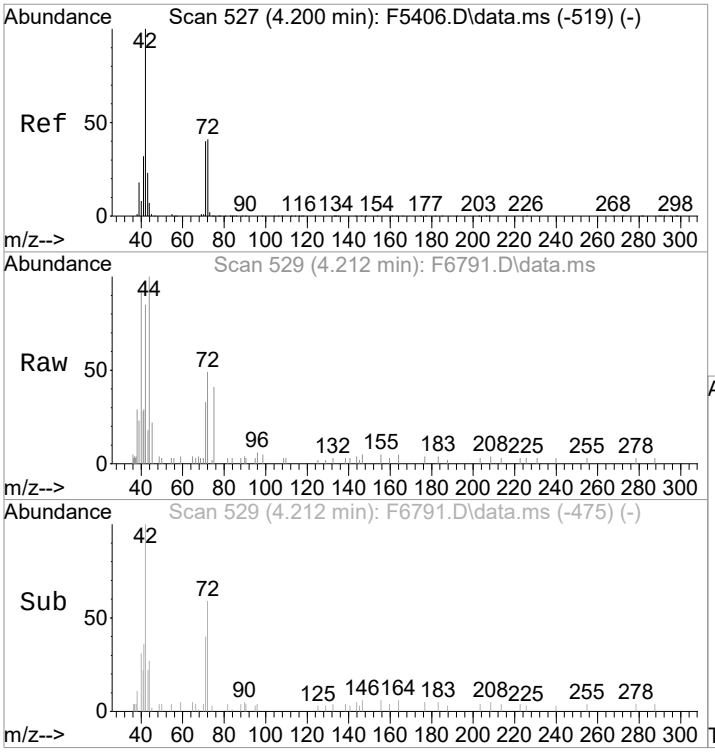

#38
Tetrahydrofuran
Concen: 0.64 ug/L
RT: 4.212 min Scan# 529
Delta R.T. 0.012 min
Lab File: F6791.D
Acq: 16 Jun 2021 11:59 am

Tgt Ion: 42 Resp: 956

Ion	Ratio	Lower	Upper
42	100		
72	57.4	20.6	60.6

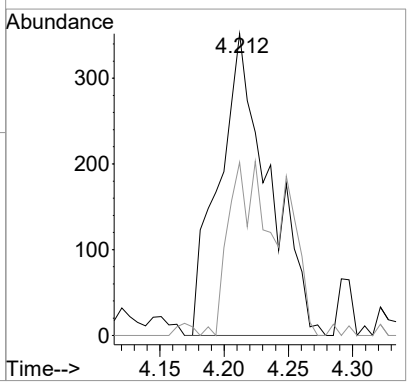

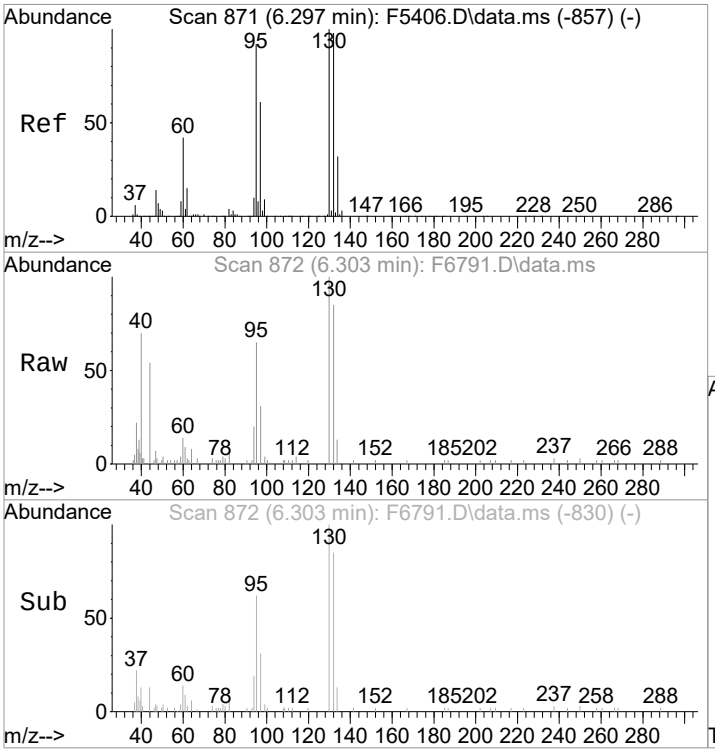

#53
Trichloroethene
Concen: 0.26 ug/L
RT: 6.303 min Scan# 872
Delta R.T. 0.006 min
Lab File: F6791.D
Acq: 16 Jun 2021 11:59 am

Tgt Ion:130 Resp: 1100

Ion	Ratio	Lower	Upper
130	100		
132	85.2	77.8	117.8
95	64.7	71.8	111.8#
97	31.5	41.4	81.4#

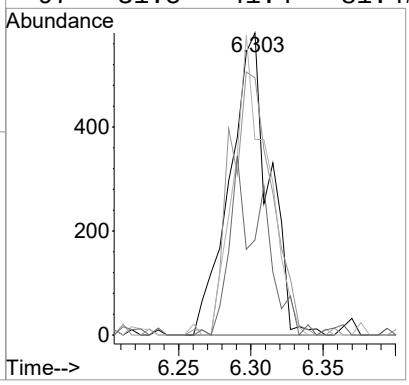

1st FN 06/17/21
2nd KR 06/17/21

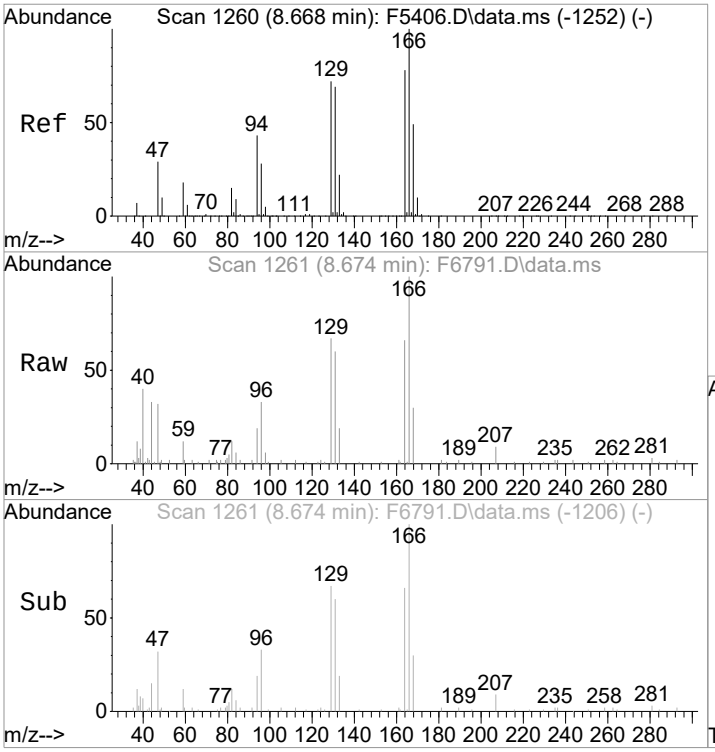

#71
Tetrachloroethene
Concen: 0.29 ug/L
RT: 8.674 min Scan# 1261
Delta R.T. 0.006 min
Lab File: F6791.D
Acq: 16 Jun 2021 11:59 am

Tgt Ion:164 Resp: 893

Ion	Ratio	Lower	Upper
164	100		
166	152.1	108.9	148.9#
129	101.7	72.2	112.2
131	91.2	68.5	108.5

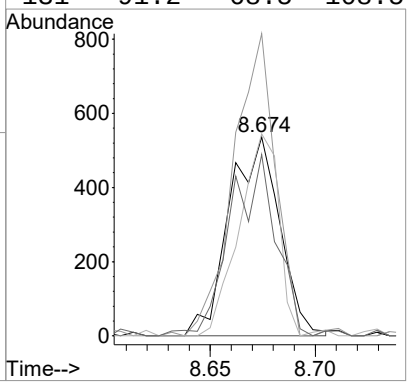

1st FN 06/17/21
2nd KR 06/17/21

Quantitation Report (Qedit)

Data Path : I:\ACQUDATA\MSVOA14\Data\061621\
Data File : F6792.D
Acq On : 16 Jun 2021 12:22 pm
Operator : F.NAEGLER
Sample : R2105887-002|1.00 Inst : MSVOA14
Misc : LUE 13584 T4
ALS Vial : 7 Sample Multiplier: 1

Quant Time: Jun 16 12:44:45 2021
Quant Method : I:\ACQUDATA\MSVOA14\Methods\S050321.M
Quant Title : MS#14 - 8260 SOILS 10ml PURGE
QLast Update : Tue May 04 08:45:11 2021
Response via : Initial Calibration

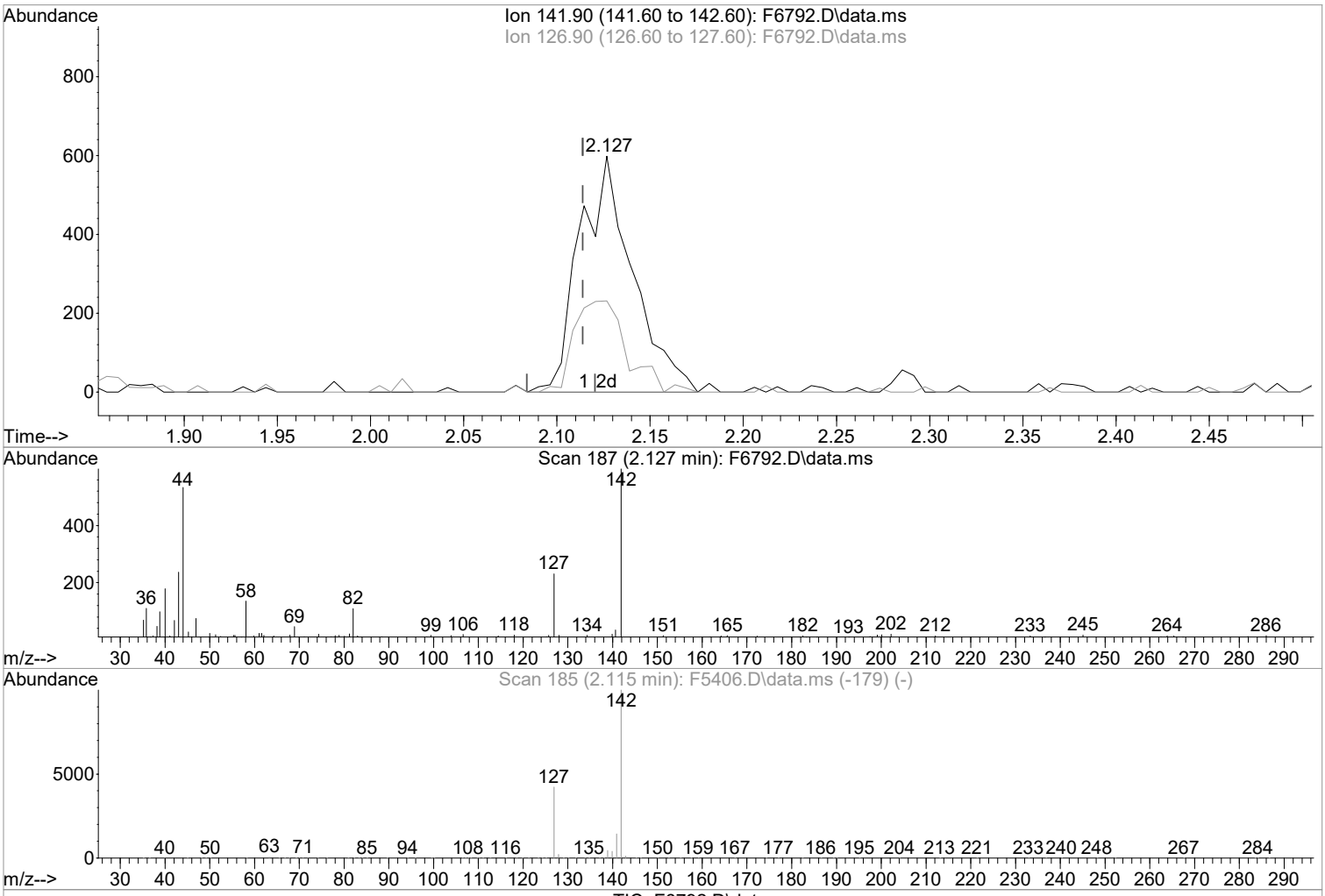

TIC: F6792.D\data.ms

(17) Iodomethane

2.127min (+0.013) 3.22 ug/L m

response 1184

Ion	Exp%	Act%
141.90	100	100
126.90	42.20	38.63
0.00	0.00	0.00
0.00	0.00	0.00

Manual Integration:

After

Poor integration.

06/17/21

1st FN 06/17/21
2nd WR 06/17/21

Quantitation Report (Qedit)

Data Path : I:\ACQUDATA\MSVOA14\Data\061621\
Data File : F6792.D
Acq On : 16 Jun 2021 12:22 pm
Operator : F.NAEGLER
Sample : R2105887-002|1.00 Inst : MSVOA14
Misc : LUE 13584 T4
ALS Vial : 7 Sample Multiplier: 1

Quant Time: Jun 16 12:44:45 2021
Quant Method : I:\ACQUDATA\MSVOA14\Methods\S050321.M
Quant Title : MS#14 - 8260 SOILS 10ml PURGE
QLast Update : Tue May 04 08:45:11 2021
Response via : Initial Calibration

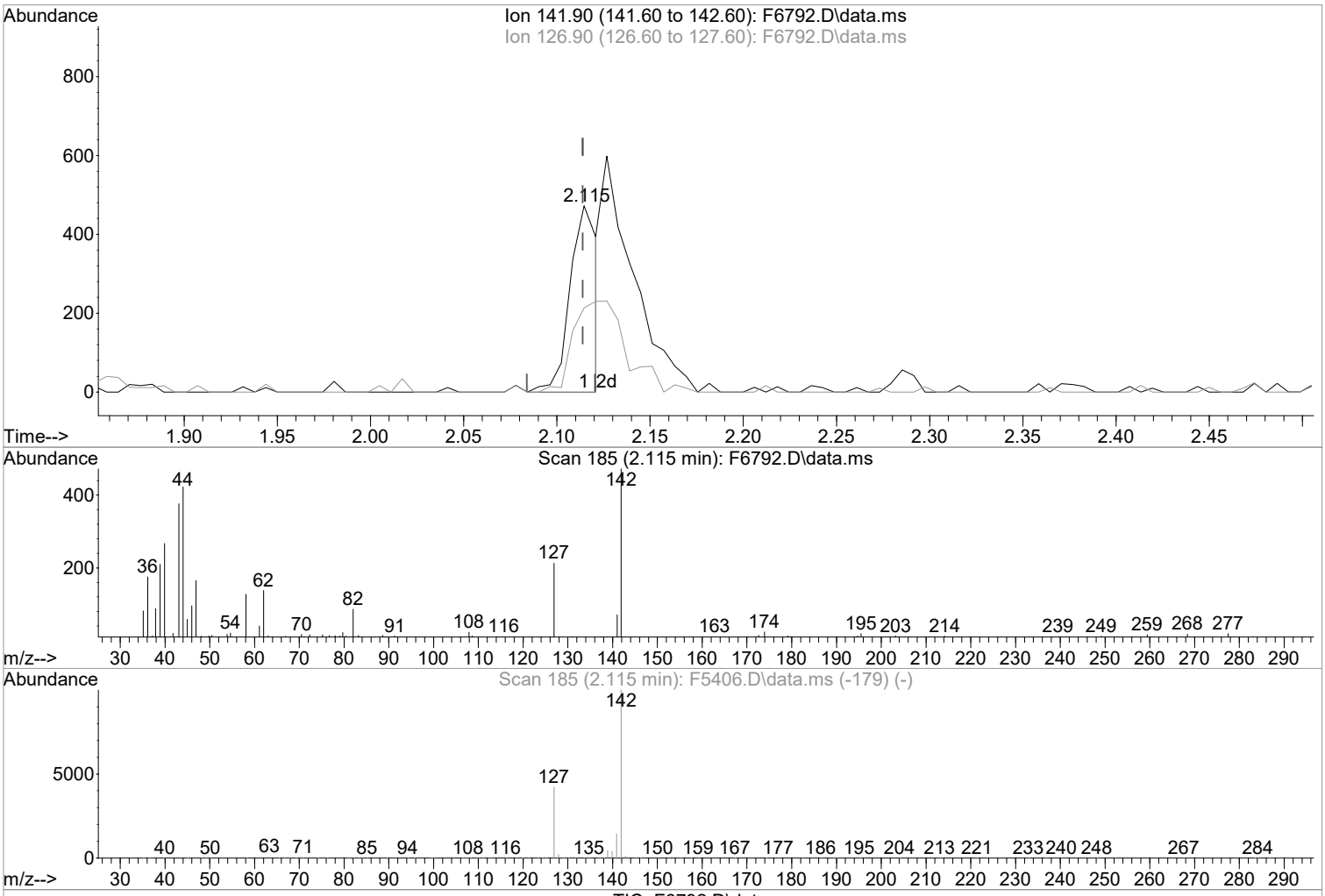

TIC: F6792.D\data.ms

(17) Iodomethane

2.115min (+0.001) 3.06 ug/L

response 479

Ion	Exp%	Act%
141.90	100	100
126.90	42.20	45.13
0.00	0.00	0.00
0.00	0.00	0.00

Manual Integration:

Before

06/17/21

1st FN 06/17/21
2nd WR 06/17/21

Quantitation Report (QT Reviewed)

Data Path : I:\ACQUDATA\MSVOA14\Data\061621\
Data File : F6792.D
Acq On : 16 Jun 2021 12:22 pm
Operator : F.NAEGLER
Sample : R2105887-002|1.00 Inst : MSVOA14
Misc : LUE 13584 T4
ALS Vial : 7 Sample Multiplier: 1

Quant Time: Jun 17 15:18:45 2021
Quant Method : I:\ACQUDATA\MSVOA14\Methods\S050321.M
Quant Title : MS#14 - 8260 SOILS 10ml PURGE
QLast Update : Tue May 04 08:45:11 2021
Response via : Initial Calibration

Compound	R.T.	QIon	Response	Conc	Units	Dev(Min)
Internal Standards						
1) Pentafluorobenzene	4.681	168	391874	50.00	ug/L	0.00
42) 1,4-Difluorobenzene	5.937	114	580547	50.00	ug/L	0.00
70) d5-Chlorobenzene	9.577	117	474025	50.00	ug/L	0.00
87) 1,4-Dichlorobenzene-d4	11.735	152	175977	50.00	ug/L	0.00
System Monitoring Compounds						
44) SURR4,Dibrflmethane	4.529	113	181409	48.14	ug/L	0.00
Spiked Amount 50.000	Range 63 - 138		Recovery = 96.28%			
47) SURR1,1,2-dichloroetha...	5.114	65	216334	50.21	ug/L	0.00
Spiked Amount 50.000	Range 67 - 128		Recovery = 100.42%			
64) SURR3,Toluene-d8	7.943	98	721272	50.89	ug/L	0.00
Spiked Amount 50.000	Range 66 - 138		Recovery = 101.78%			
69) SURR2,BFB	10.723	95	202986	37.18	ug/L	0.00
Spiked Amount 50.000	Range 31 - 154		Recovery = 74.36%			
Target Compounds						Qvalue
3) Chloromethane	1.151	50	1898	0.40	ug/L	81
12) Acrolein	1.926	56	629	0.79	ug/L #	47
15) Acetone	2.041	43	64136	45.72	ug/L	96
16) 2-Propanol	2.157	45	1511	3.81	ug/L	71
17) Iodomethane	2.127	142	1184m	3.22	ug/L	
18) Carbon Disulfide	2.176	76	6047	0.60	ug/L	97
21) Methyl Acetate	2.310	43	1589	0.49	ug/L	75
22) Methylene Chloride	2.383	84	1022	Below Cal		87
34) 2-Butanone	3.828	43	22133	9.78	ug/L	97
38) Tetrahydrofuran	4.212	42	1193	0.82	ug/L	71
71) Tetrachloroethene	8.668	164	3705	1.41	ug/L #	85
107) Naphthalen	13.551	128	2458	0.23	ug/L	94

(#) = qualifier out of range (m) = manual integration (+) = signals summed

Quantitation Report (QT Reviewed)

Data Path : I:\ACQUDATA\MSVOA14\Data\061621\
Data File : F6792.D
Acq On : 16 Jun 2021 12:22 pm
Operator : F.NAEGLER
Sample : R2105887-002|1.00 Inst : MSVOA14
Misc : LUE 13584 T4
ALS Vial : 7 Sample Multiplier: 1

Quant Time: Jun 17 15:18:45 2021
Quant Method : I:\ACQUDATA\MSVOA14\Methods\S050321.M
Quant Title : MS#14 - 8260 SOILS 10ml PURGE
QLast Update : Tue May 04 08:45:11 2021
Response via : Initial Calibration

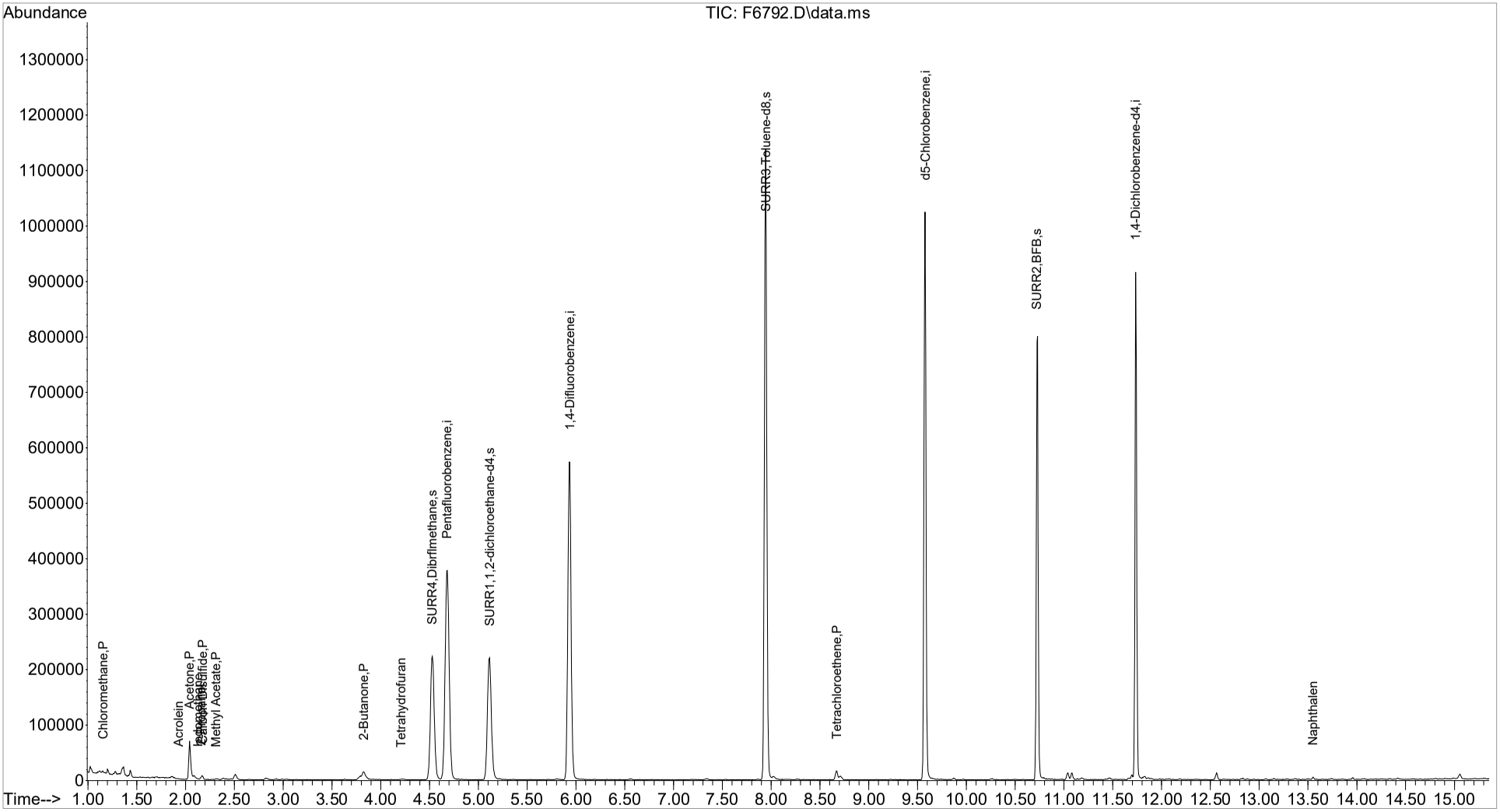

1st FJ 06/17/21
2nd 06/17/21

1st FN 06/17/21
2nd KR 06/17/21

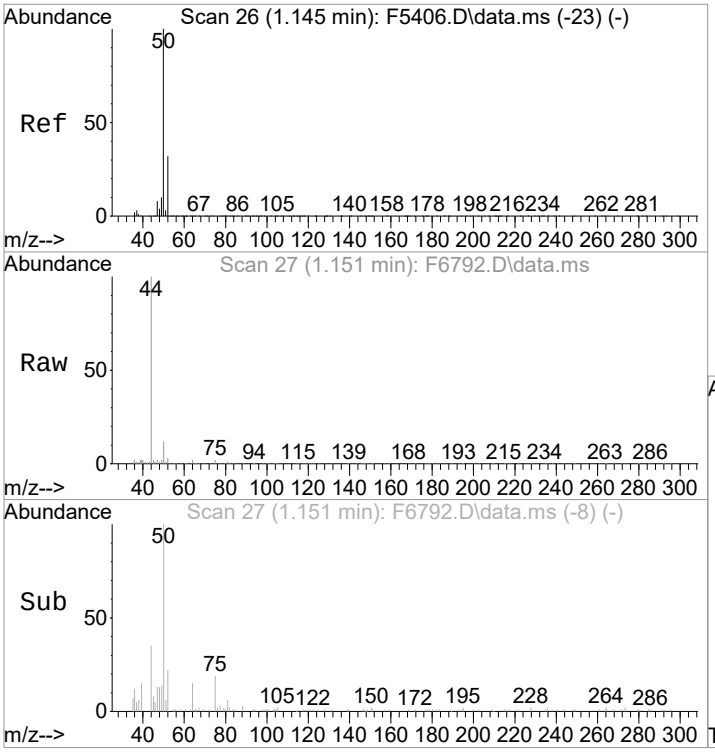

#3
Chloromethane
Concen: 0.40 ug/L
RT: 1.151 min Scan# 27
Delta R.T. -0.000 min
Lab File: F6792.D
Acq: 16 Jun 2021 12:22 pm

Tgt Ion: 50 Resp: 1898

Ion	Ratio	Lower	Upper
50	100		
52	21.9	12.3	52.3

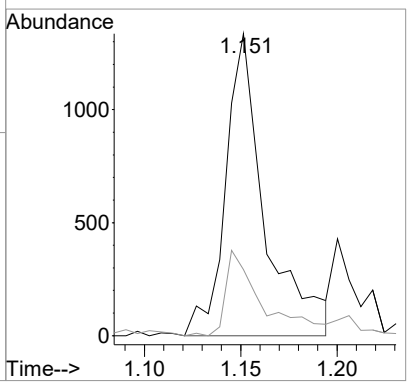

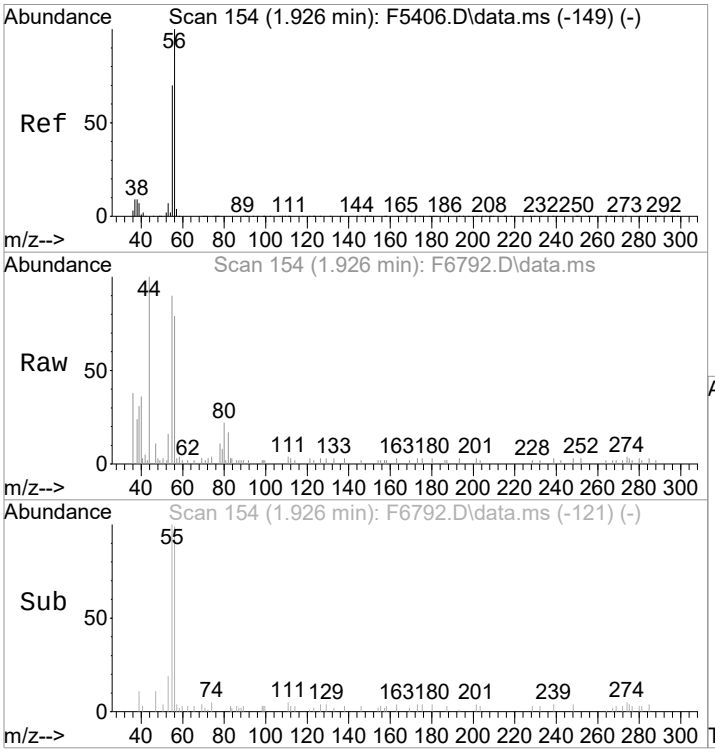

#12
Acrolein
Concen: 0.79 ug/L
RT: 1.926 min Scan# 154
Delta R.T. -0.000 min
Lab File: F6792.D
Acq: 16 Jun 2021 12:22 pm

Tgt Ion: 56 Resp: 629

Ion	Ratio	Lower	Upper
56	100		
55	113.4	49.8	89.8#

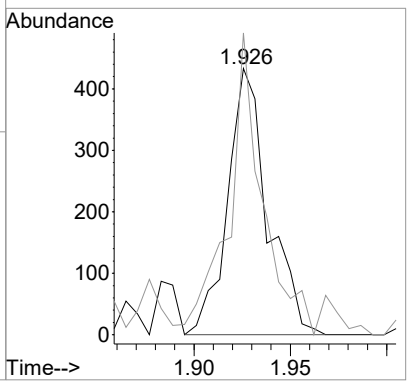

1st FN 06/17/21
2nd KR 06/17/21

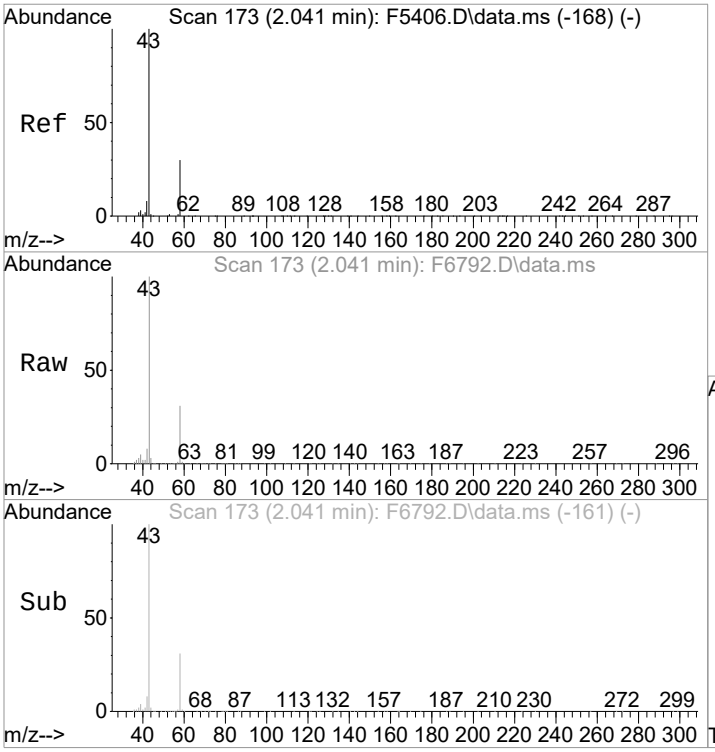

#15
Acetone
Concen: 45.72 ug/L
RT: 2.041 min Scan# 173
Delta R.T. 0.000 min
Lab File: F6792.D
Acq: 16 Jun 2021 12:22 pm

Tgt Ion: 43 Resp: 64136

Ion	Ratio	Lower	Upper
43	100		
58	31.3	8.9	48.9
42	8.0	0.0	27.9

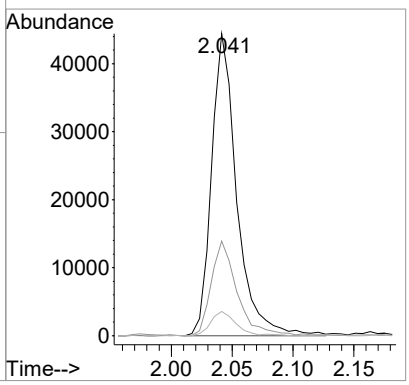

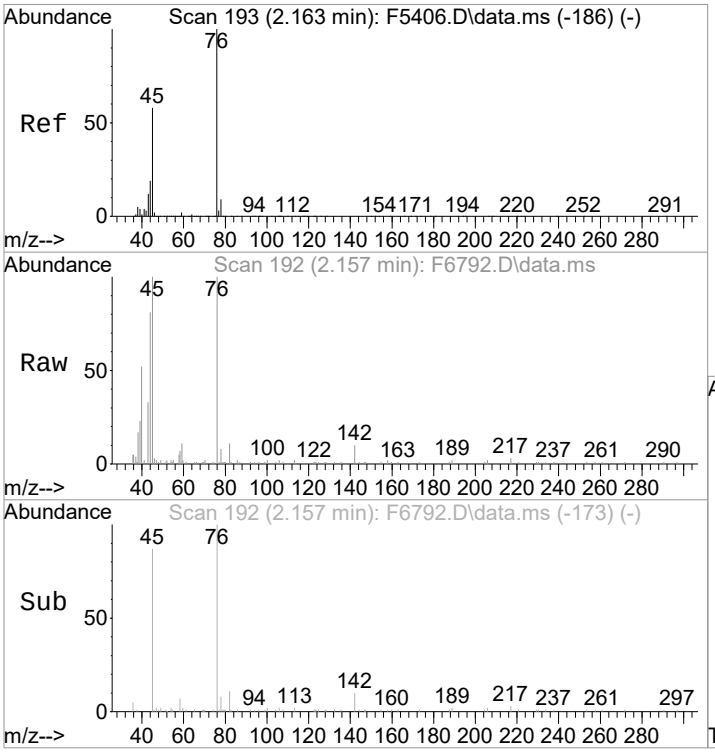

#16
2-Propanol
Concen: 3.81 ug/L
RT: 2.157 min Scan# 192
Delta R.T. 0.006 min
Lab File: F6792.D
Acq: 16 Jun 2021 12:22 pm

Tgt Ion: 45 Resp: 1511

Ion	Ratio	Lower	Upper
45	100		
43	33.2	0.0	40.0

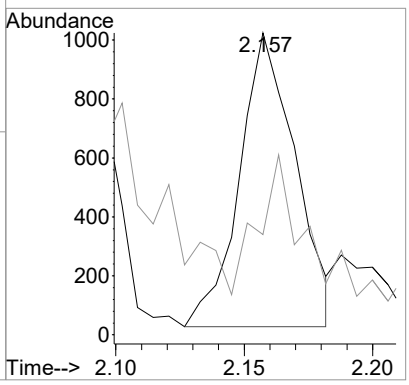

1st FN 06/17/21
2nd KR 06/17/21

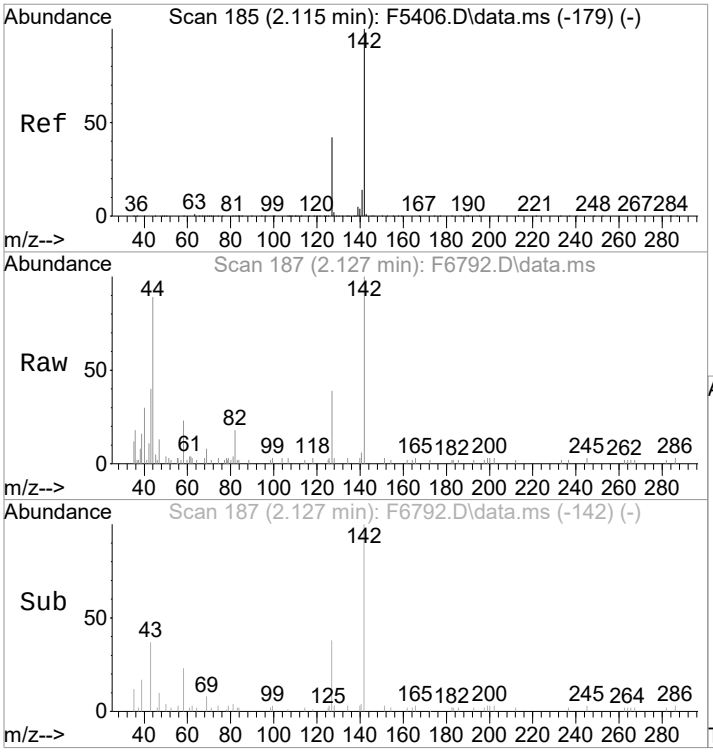

#17
Iodomethane
Concen: 3.22 ug/L m
RT: 2.127 min Scan# 187
Delta R.T. 0.013 min
Lab File: F6792.D
Acq: 16 Jun 2021 12:22 pm

Tgt Ion:142 Resp: 1184

Ion	Ratio	Lower	Upper
142	100		
127	38.6	22.2	62.2

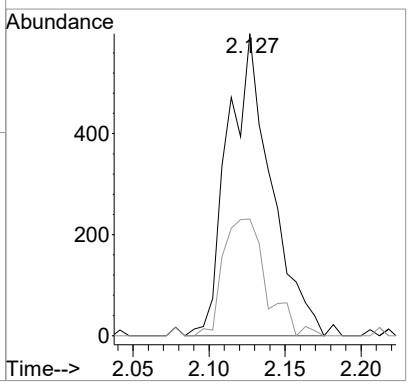

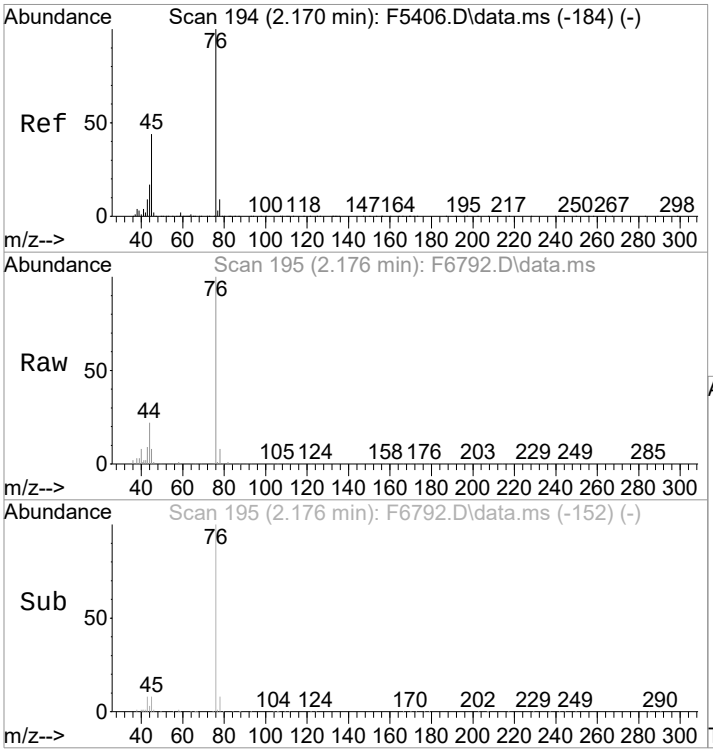

#18
Carbon Disulfide
Concen: 0.60 ug/L
RT: 2.176 min Scan# 195
Delta R.T. 0.006 min
Lab File: F6792.D
Acq: 16 Jun 2021 12:22 pm

Tgt Ion: 76 Resp: 6047

Ion	Ratio	Lower	Upper
76	100		
78	8.0	0.0	29.0
77	0.8	0.0	22.6

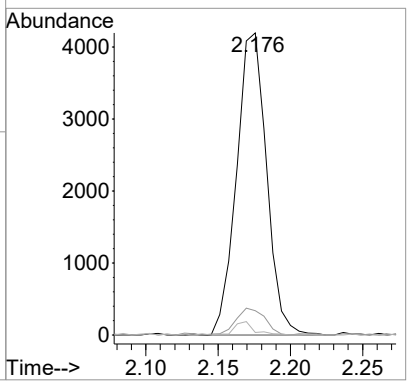

1st FN 06/17/21
2nd KR 06/17/21

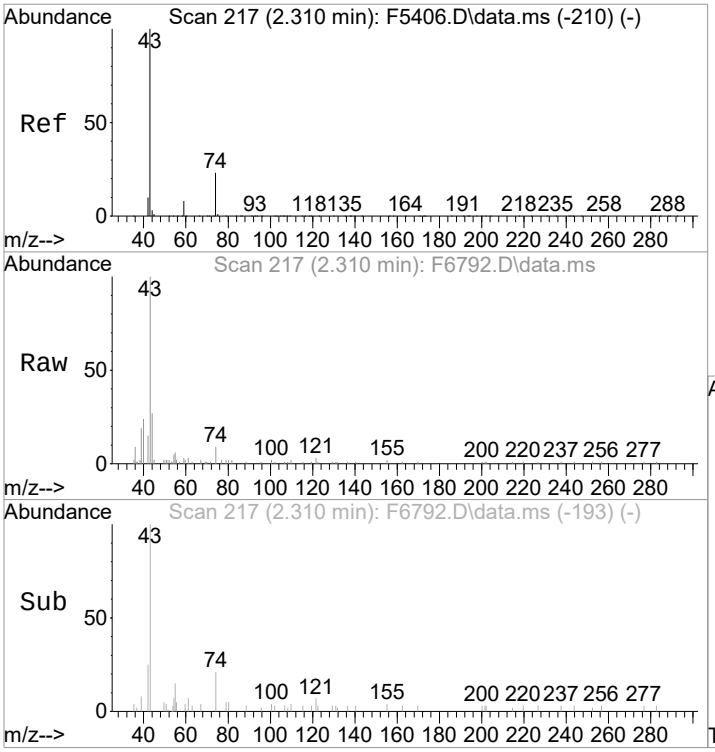

#21
Methyl Acetate
Concen: 0.49 ug/L
RT: 2.310 min Scan# 217
Delta R.T. 0.006 min
Lab File: F6792.D
Acq: 16 Jun 2021 12:22 pm

Tgt Ion: 43 Resp: 1589

Ion	Ratio	Lower	Upper
43	100		
59	4.5	0.0	28.5
74	8.5	3.4	43.4

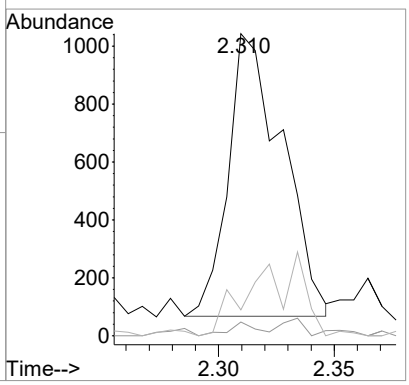

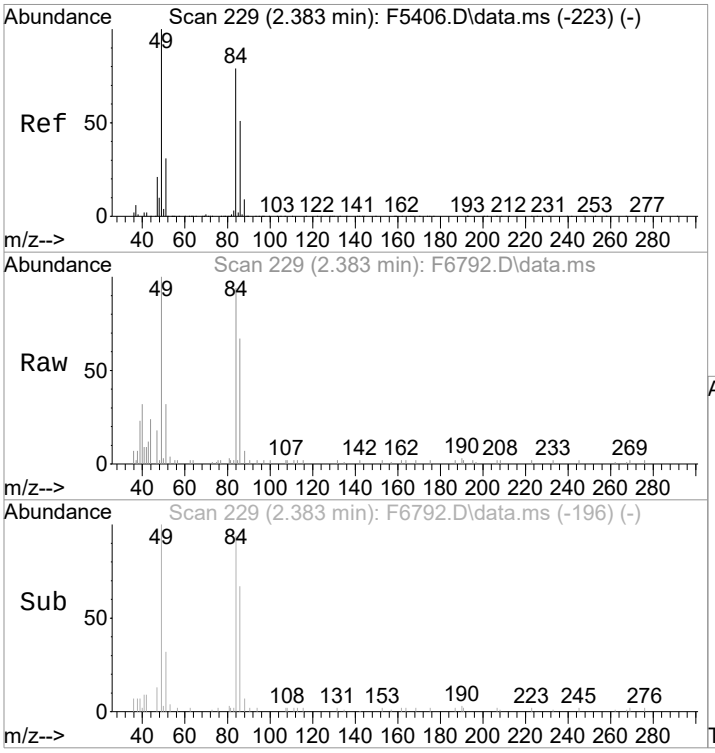

#22
Methylene Chloride
Concen: Below Cal
RT: 2.383 min Scan# 229
Delta R.T. 0.001 min
Lab File: F6792.D
Acq: 16 Jun 2021 12:22 pm

Tgt Ion: 84 Resp: 1022

Ion	Ratio	Lower	Upper
84	100		
86	71.1	44.7	84.7
49	106.5	106.4	146.4
51	34.5	18.8	58.8

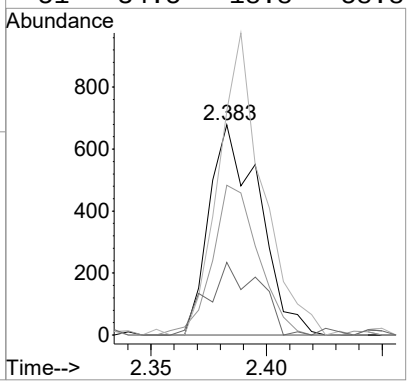

1st FN 06/17/21
2nd KR 06/17/21

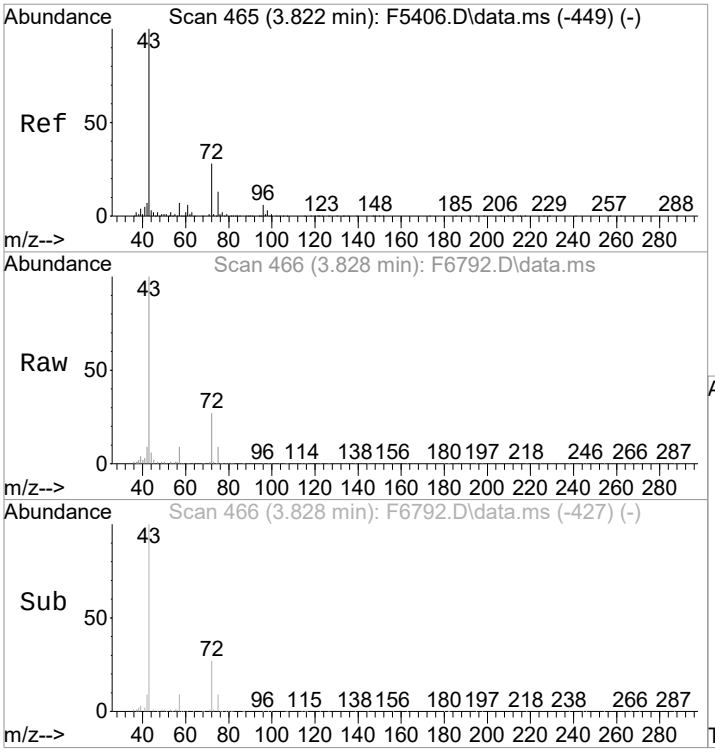

#34
2-Butanone
Concen: 9.78 ug/L
RT: 3.828 min Scan# 466
Delta R.T. 0.012 min
Lab File: F6792.D
Acq: 16 Jun 2021 12:22 pm

Tgt Ion: 43 Resp: 22133

Ion	Ratio	Lower	Upper
43	100		
72	26.9	7.8	47.8
57	9.0	0.0	26.9

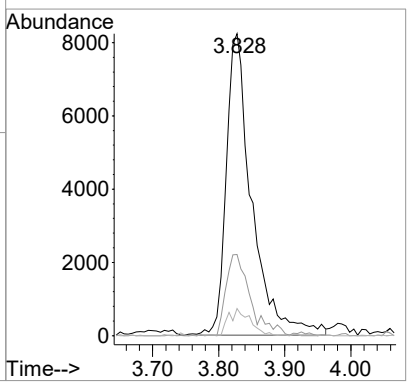

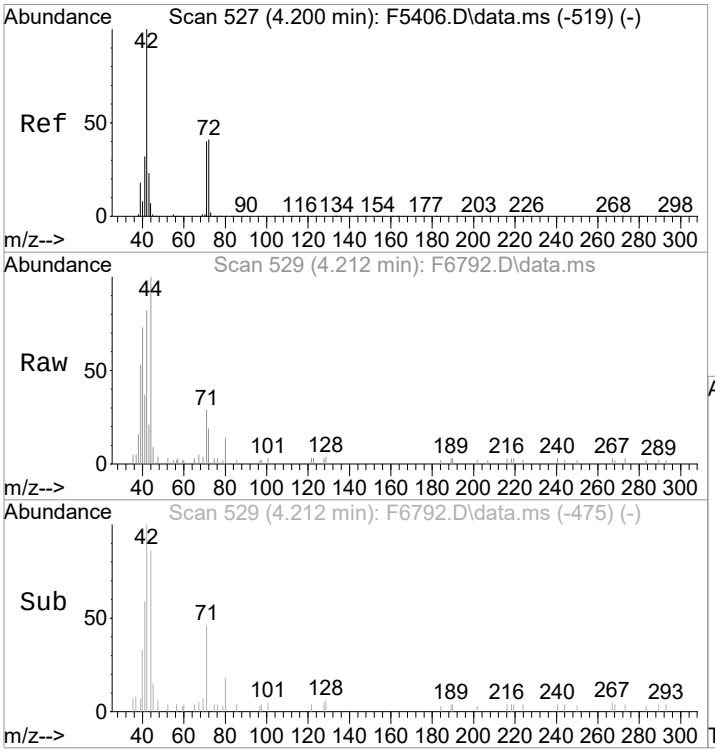

#38
Tetrahydrofuran
Concen: 0.82 ug/L
RT: 4.212 min Scan# 529
Delta R.T. 0.012 min
Lab File: F6792.D
Acq: 16 Jun 2021 12:22 pm

Tgt Ion: 42 Resp: 1193

Ion	Ratio	Lower	Upper
42	100		
72	22.6	20.6	60.6

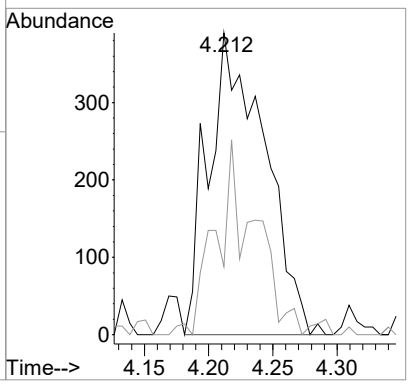

1st FN 06/17/21
2nd KR 06/17/21

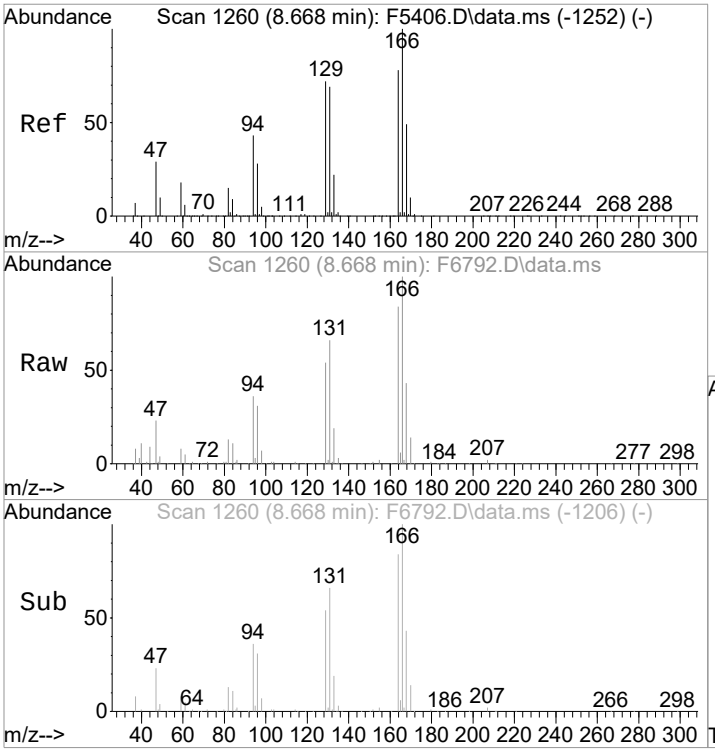

#71
Tetrachloroethene
Concen: 1.41 ug/L
RT: 8.668 min Scan# 1260
Delta R.T. -0.000 min
Lab File: F6792.D
Acq: 16 Jun 2021 12:22 pm

Tgt Ion:164 Resp: 3705

Ion	Ratio	Lower	Upper
164	100		
166	119.8	108.9	148.9
129	64.4	72.2	112.2#
131	79.2	68.5	108.5

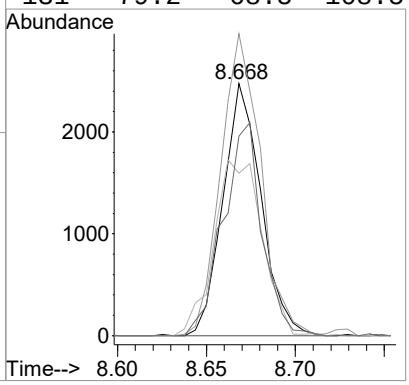

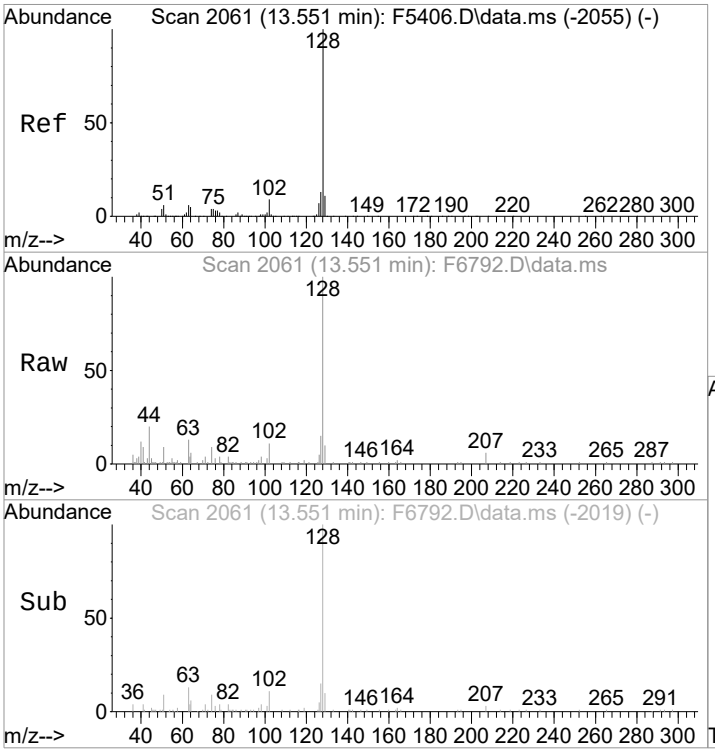

#107
Naphthalen
Concen: 0.23 ug/L
RT: 13.551 min Scan# 2061
Delta R.T. -0.000 min
Lab File: F6792.D
Acq: 16 Jun 2021 12:22 pm

Tgt Ion:128 Resp: 2458

Ion	Ratio	Lower	Upper
128	100		
127	14.7	0.0	32.9
102	11.4	0.0	28.5

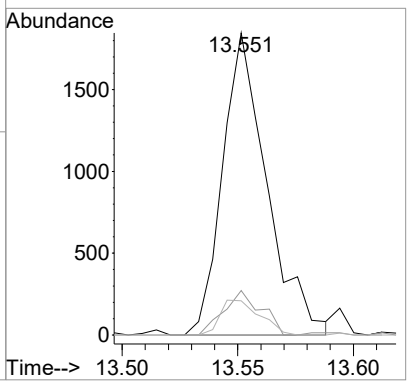

1st FN 06/17/21
2nd WR 06/17/21

Quantitation Report (QT Reviewed)

Data Path : I:\ACQUDATA\MSVOA14\Data\061621\
Data File : F6793.D
Acq On : 16 Jun 2021 12:46 pm
Operator : F.NAEGLER
Sample : R2105887-003|1.00 Inst : MSVOA14
Misc : LUE 13584 T4
ALS Vial : 8 Sample Multiplier: 1

Quant Time: Jun 17 15:20:43 2021
Quant Method : I:\ACQUDATA\MSVOA14\Methods\S050321.M
Quant Title : MS#14 - 8260 SOILS 10ml PURGE
QLast Update : Tue May 04 08:45:11 2021
Response via : Initial Calibration

Compound	R.T.	QIon	Response	Conc	Units	Dev(Min)
Internal Standards						
1) Pentafluorobenzene	4.681	168	403186	50.00	ug/L	0.00
42) 1,4-Difluorobenzene	5.931	114	609109	50.00	ug/L	0.00
70) d5-Chlorobenzene	9.577	117	518352	50.00	ug/L	0.00
87) 1,4-Dichlorobenzene-d4	11.735	152	218182	50.00	ug/L	0.00
System Monitoring Compounds						
44) SURR4,Dibrflmethane	4.529	113	185548	46.93	ug/L	0.00
Spiked Amount 50.000	Range 63 - 138		Recovery = 93.86%			
47) SURR1,1,2-dichloroetha...	5.108	65	223817	49.51	ug/L	0.00
Spiked Amount 50.000	Range 67 - 128		Recovery = 99.02%			
64) SURR3,Toluene-d8	7.943	98	755067	50.77	ug/L	0.00
Spiked Amount 50.000	Range 66 - 138		Recovery = 101.54%			
69) SURR2,BFB	10.723	95	236558	41.30	ug/L	0.00
Spiked Amount 50.000	Range 31 - 154		Recovery = 82.60%			
Target Compounds						Qvalue
3) Chloromethane	1.152	50	1652	0.34	ug/L	96
12) Acrolein	1.932	56	899	1.09	ug/L	90
15) Acetone	2.042	43	127651	91.10	ug/L	94
16) 2-Propanol	2.157	45	3735	9.16	ug/L	71
17) Iodomethane	2.127	142	1285	3.24	ug/L #	62
18) Carbon Disulfide	2.176	76	5674	0.55	ug/L	93
21) Methyl Acetate	2.316	43	1495	0.45	ug/L	83
22) Methylene Chloride	2.383	84	824	Below Cal		90
34) 2-Butanone	3.822	43	44178	18.98	ug/L	99
38) Tetrahydrofuran	4.218	42	1098	0.73	ug/L	84
71) Tetrachloroethene	8.674	164	924	0.32	ug/L #	65
107) Naphthalen	13.558	128	4284	0.32	ug/L	96

(#) = qualifier out of range (m) = manual integration (+) = signals summed

Quantitation Report (QT Reviewed)

Data Path : I:\ACQUDATA\MSVOA14\Data\061621\
Data File : F6793.D
Acq On : 16 Jun 2021 12:46 pm
Operator : F.NAEGLER
Sample : R2105887-003|1.00 Inst : MSVOA14
Misc : LUE 13584 T4
ALS Vial : 8 Sample Multiplier: 1

Quant Time: Jun 17 15:20:43 2021
Quant Method : I:\ACQUDATA\MSVOA14\Methods\S050321.M
Quant Title : MS#14 - 8260 SOILS 10ml PURGE
QLast Update : Tue May 04 08:45:11 2021
Response via : Initial Calibration

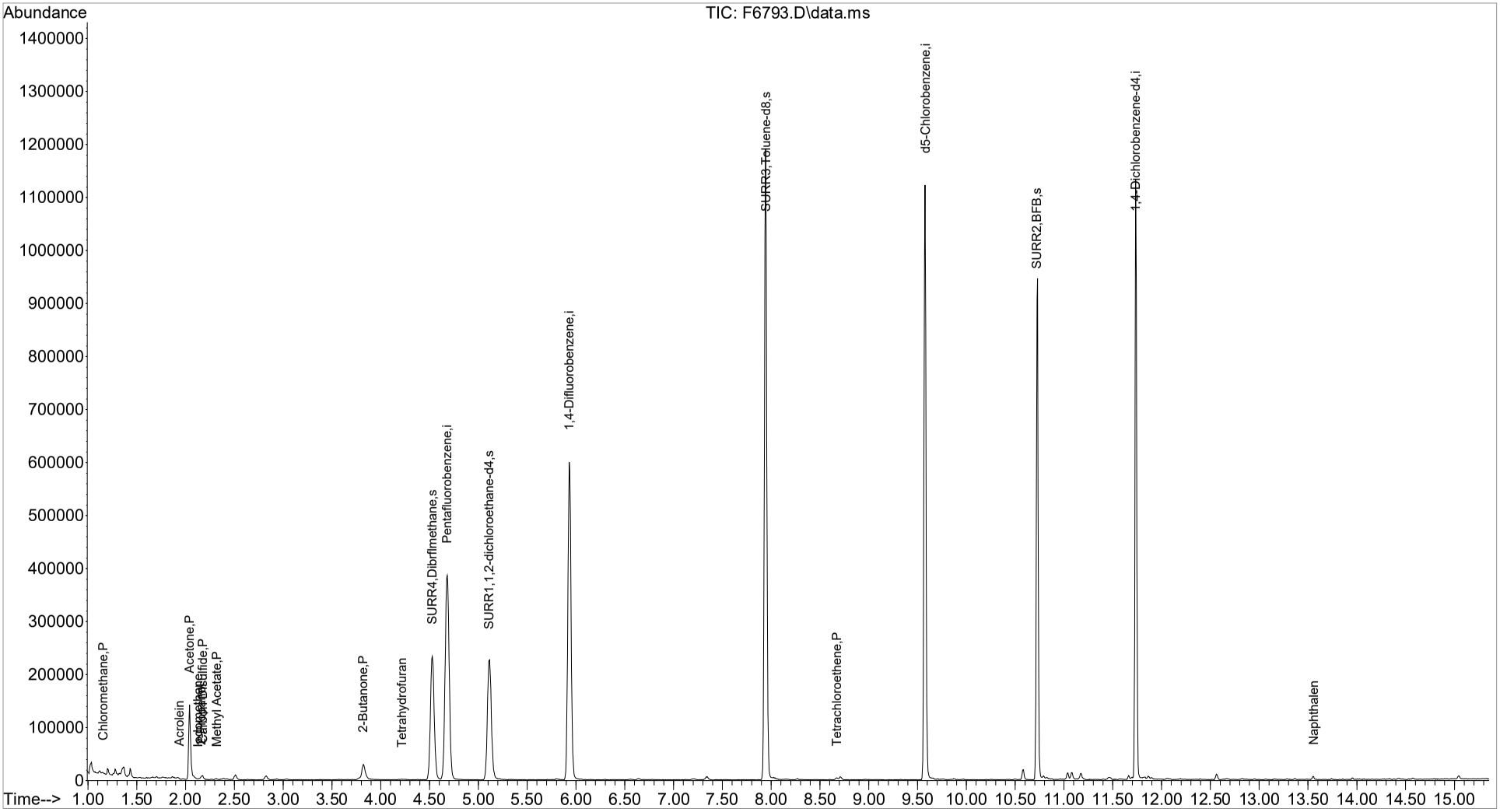

1st FJ 06/17/21
2nd 06/17/21

1st FN 06/17/21
2nd KR 06/17/21

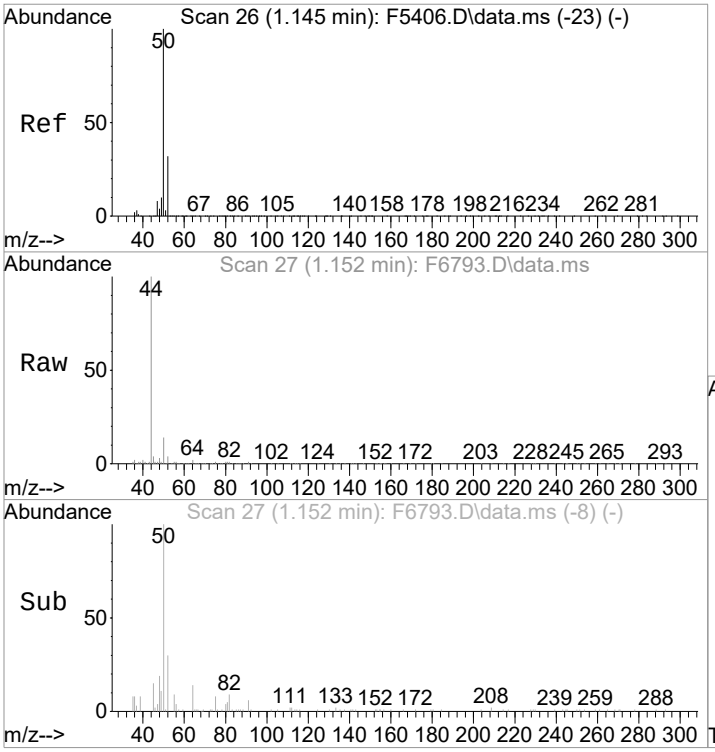

#3
Chloromethane
Concen: 0.34 ug/L
RT: 1.152 min Scan# 27
Delta R.T. 0.000 min
Lab File: F6793.D
Acq: 16 Jun 2021 12:46 pm

Tgt Ion: 50 Resp: 1652

Ion	Ratio	Lower	Upper
50	100		
52	29.9	12.3	52.3

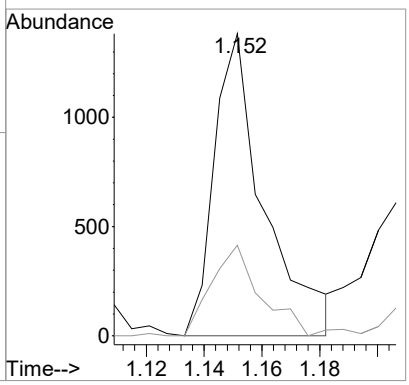

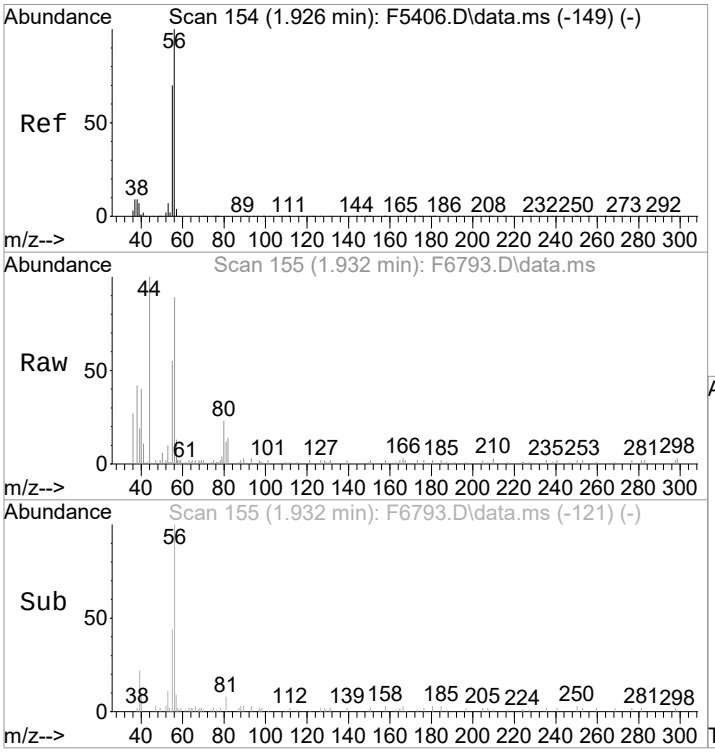

#12
Acrolein
Concen: 1.09 ug/L
RT: 1.932 min Scan# 155
Delta R.T. 0.006 min
Lab File: F6793.D
Acq: 16 Jun 2021 12:46 pm

Tgt Ion: 56 Resp: 899

Ion	Ratio	Lower	Upper
56	100		
55	61.6	49.8	89.8

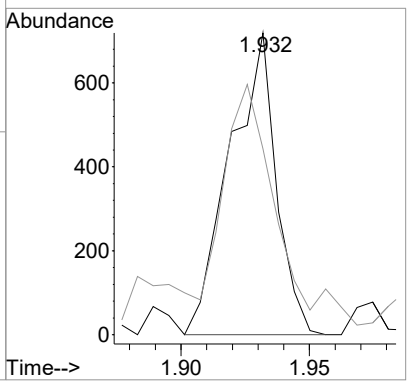

1st FN 06/17/21
2nd KR 06/17/21

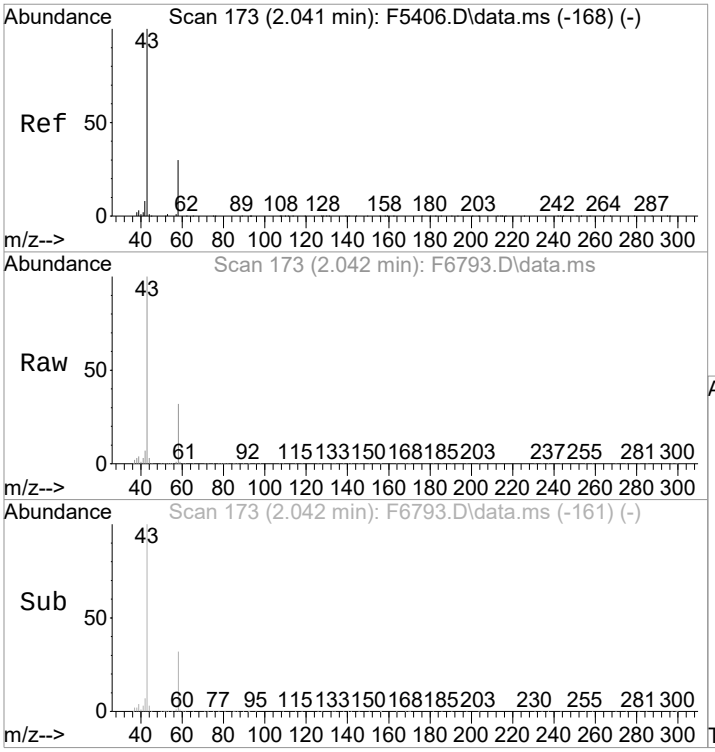

#15
Acetone
Concen: 91.10 ug/L
RT: 2.042 min Scan# 173
Delta R.T. 0.001 min
Lab File: F6793.D
Acq: 16 Jun 2021 12:46 pm

Tgt Ion: 43 Resp: 127651

Ion	Ratio	Lower	Upper
43	100		
58	32.3	8.9	48.9
42	7.0	0.0	27.9

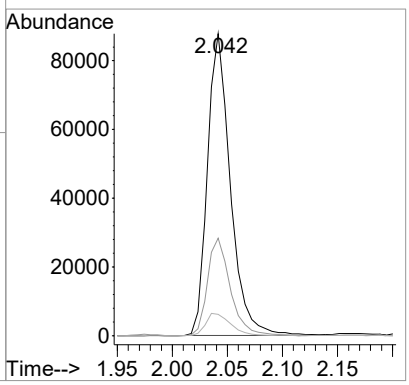

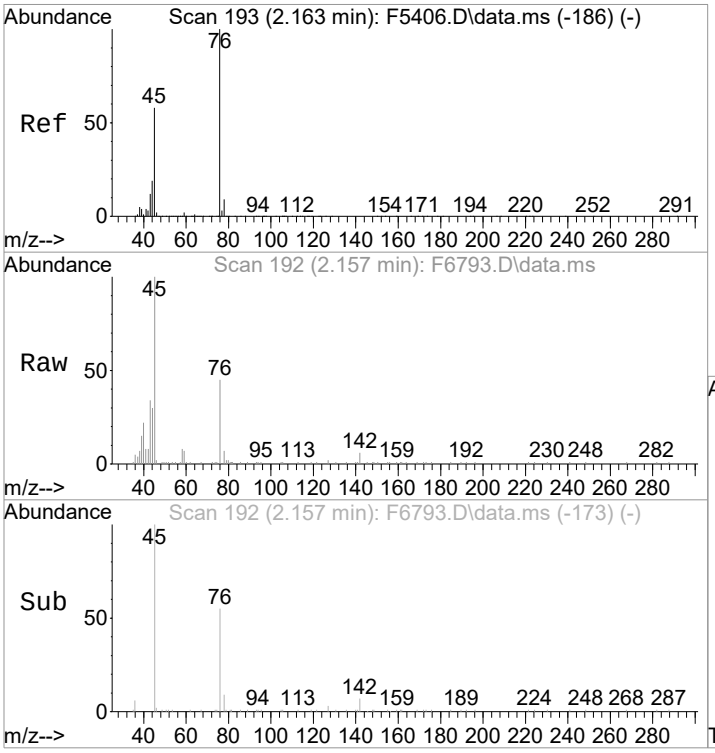

#16
2-Propanol
Concen: 9.16 ug/L
RT: 2.157 min Scan# 192
Delta R.T. 0.006 min
Lab File: F6793.D
Acq: 16 Jun 2021 12:46 pm

Tgt Ion: 45 Resp: 3735

Ion	Ratio	Lower	Upper
45	100		
43	33.5	0.0	40.0

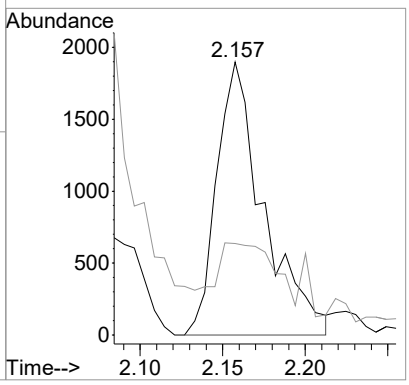

1st FN 06/17/21
2nd KR 06/17/21

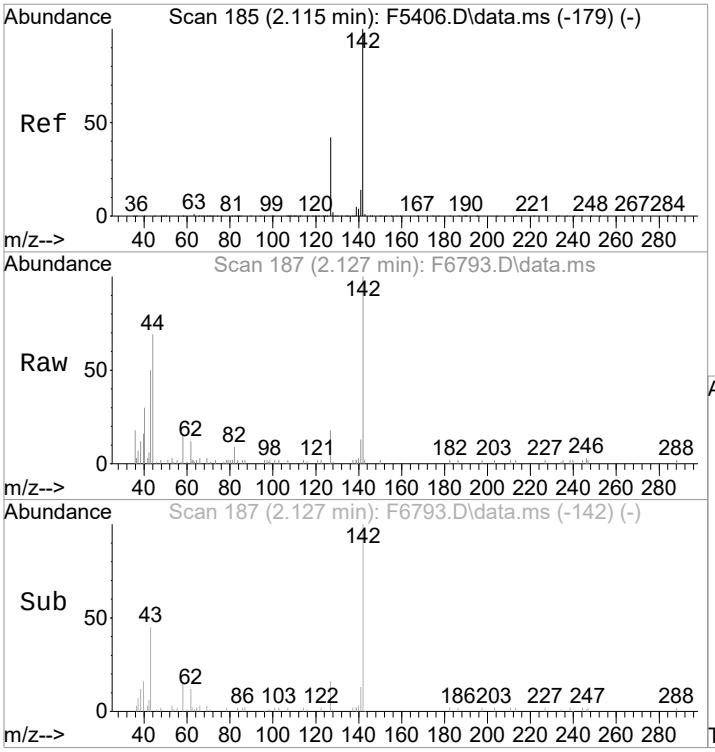

#17
Iodomethane
Concen: 3.24 ug/L
RT: 2.127 min Scan# 187
Delta R.T. 0.013 min
Lab File: F6793.D
Acq: 16 Jun 2021 12:46 pm

Tgt Ion:142 Resp: 1285

Ion	Ratio	Lower	Upper
142	100		
127	18.0	22.2	62.2#

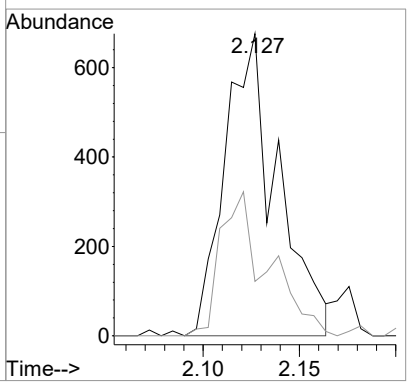

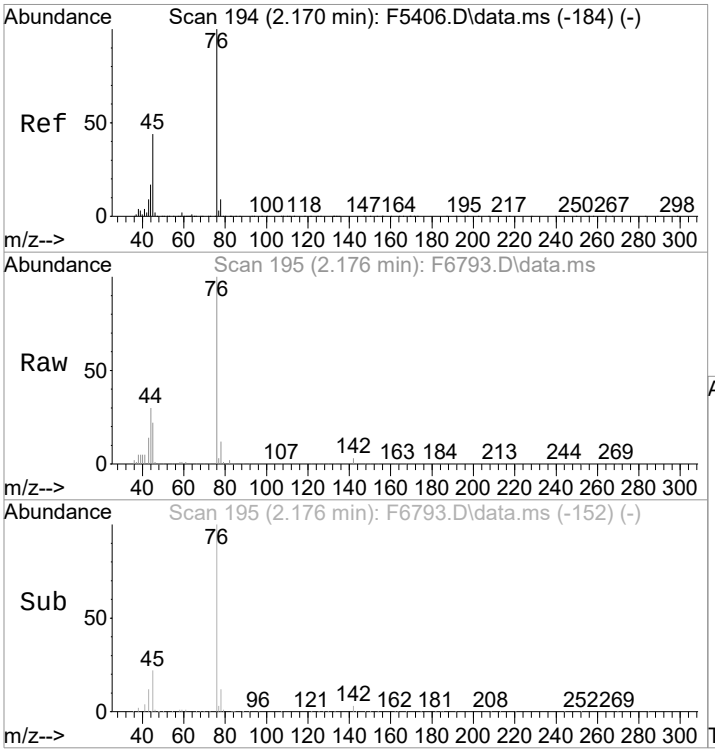

#18
Carbon Disulfide
Concen: 0.55 ug/L
RT: 2.176 min Scan# 195
Delta R.T. 0.006 min
Lab File: F6793.D
Acq: 16 Jun 2021 12:46 pm

Tgt Ion: 76 Resp: 5674

Ion	Ratio	Lower	Upper
76	100		
78	12.0	0.0	29.0
77	3.2	0.0	22.6

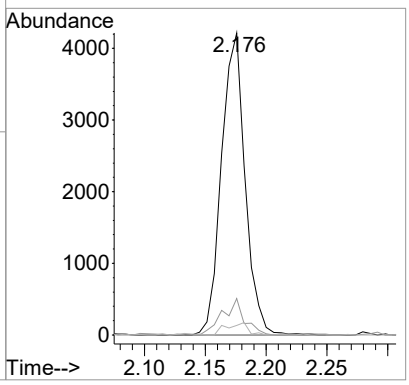

1st FN 06/17/21
2nd KR 06/17/21

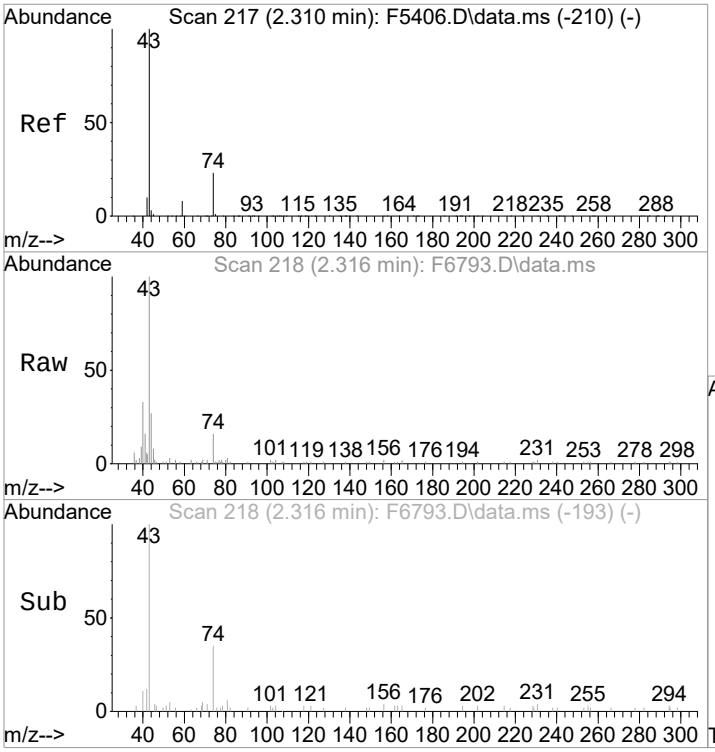

#21
Methyl Acetate
Concen: 0.45 ug/L
RT: 2.316 min Scan# 218
Delta R.T. 0.012 min
Lab File: F6793.D
Acq: 16 Jun 2021 12:46 pm

Tgt Ion: 43 Resp: 1495

Ion	Ratio	Lower	Upper
43	100		
59	0.0	0.0	28.5
74	16.5	3.4	43.4

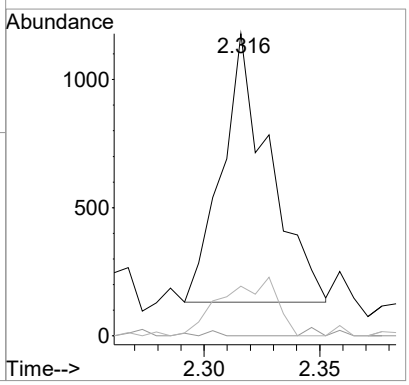

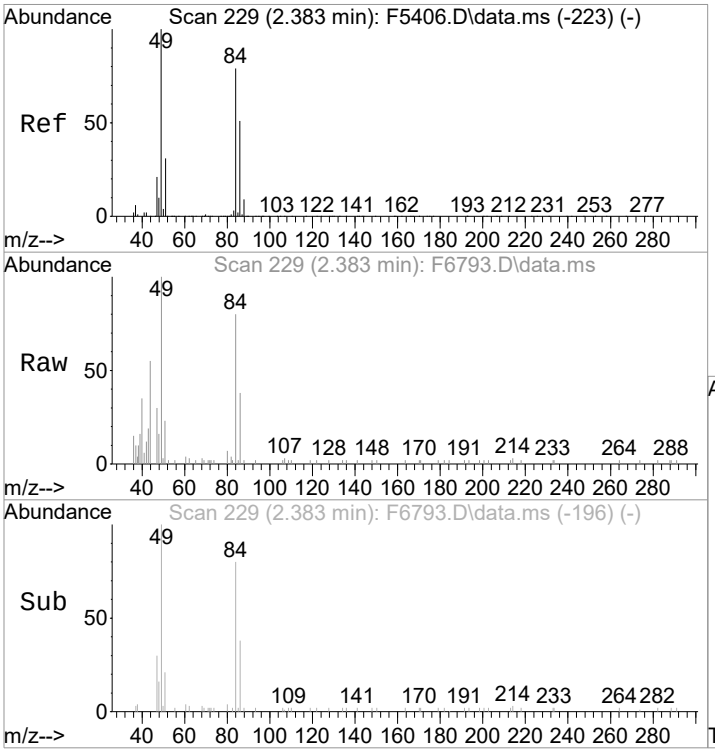

#22
Methylene Chloride
Concen: Below Cal
RT: 2.383 min Scan# 229
Delta R.T. 0.001 min
Lab File: F6793.D
Acq: 16 Jun 2021 12:46 pm

Tgt Ion: 84 Resp: 824

Ion	Ratio	Lower	Upper
84	100		
86	47.5	44.7	84.7
49	124.5	106.4	146.4
51	28.2	18.8	58.8

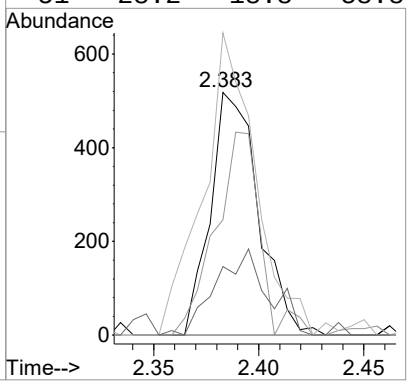

1st FN 06/17/21
2nd KR 06/17/21

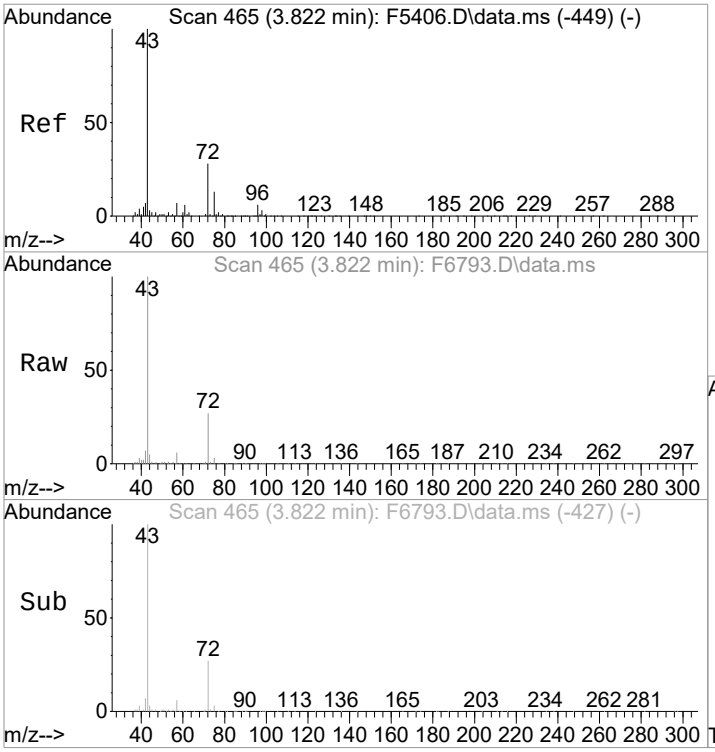

#34
2-Butanone
Concen: 18.98 ug/L
RT: 3.822 min Scan# 465
Delta R.T. 0.006 min
Lab File: F6793.D
Acq: 16 Jun 2021 12:46 pm

Tgt Ion: 43 Resp: 44178

Ion	Ratio	Lower	Upper
43	100		
72	27.2	7.8	47.8
57	6.3	0.0	26.9

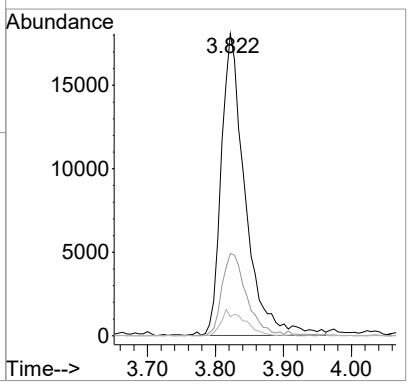

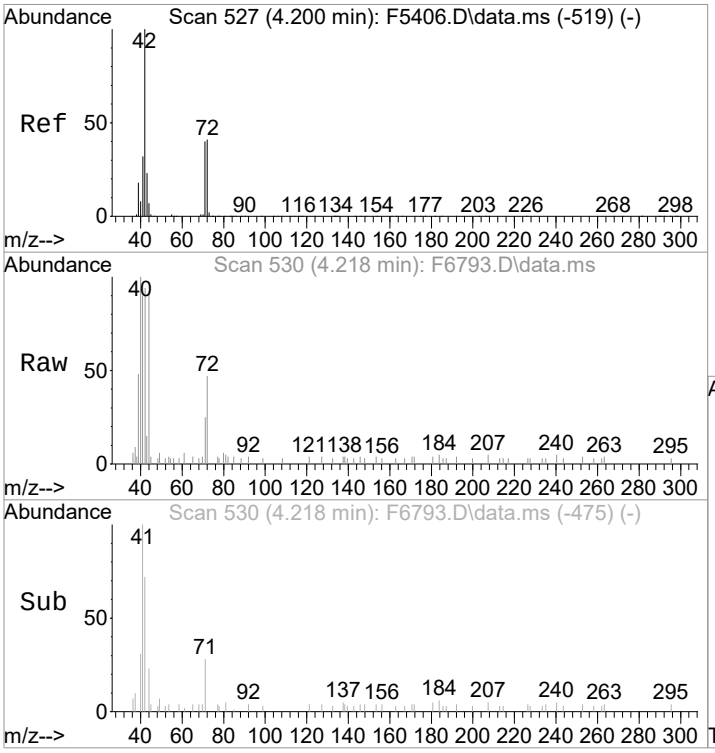

#38
Tetrahydrofuran
Concen: 0.73 ug/L
RT: 4.218 min Scan# 530
Delta R.T. 0.018 min
Lab File: F6793.D
Acq: 16 Jun 2021 12:46 pm

Tgt Ion: 42 Resp: 1098

Ion	Ratio	Lower	Upper
42	100		
72	50.6	20.6	60.6

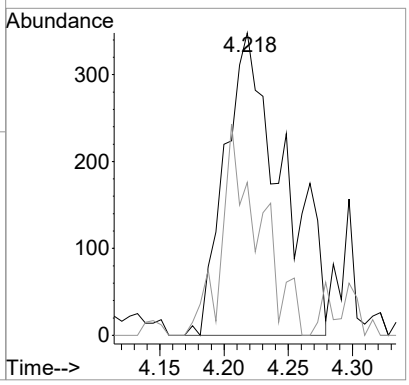

1st FN 06/17/21
2nd KR 06/17/21

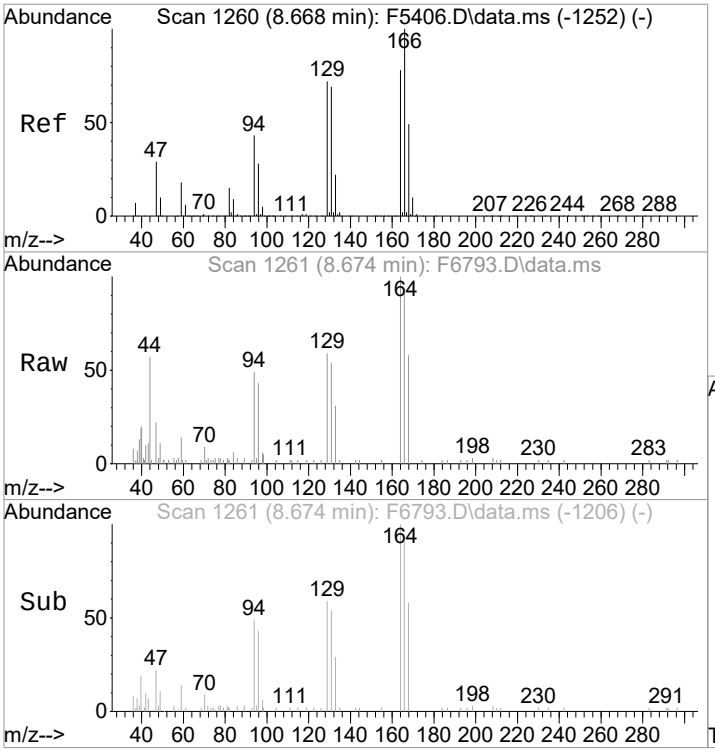

#71
Tetrachloroethene
Concen: 0.32 ug/L
RT: 8.674 min Scan# 1261
Delta R.T. 0.006 min
Lab File: F6793.D
Acq: 16 Jun 2021 12:46 pm

Tgt Ion:164 Resp: 924

Ion	Ratio	Lower	Upper
164	100		
166	90.7	108.9	148.9#
129	59.2	72.2	112.2#
131	53.6	68.5	108.5#

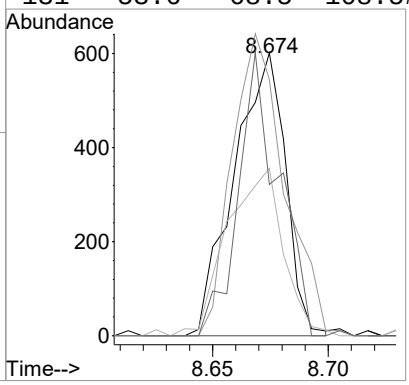

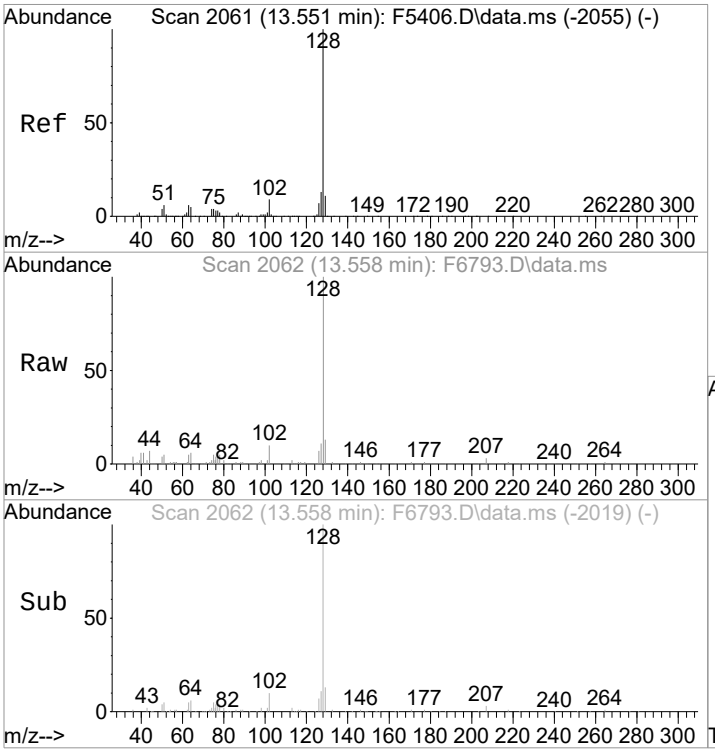

#107
Naphthalen
Concen: 0.32 ug/L
RT: 13.558 min Scan# 2062
Delta R.T. 0.006 min
Lab File: F6793.D
Acq: 16 Jun 2021 12:46 pm

Tgt Ion:128 Resp: 4284

Ion	Ratio	Lower	Upper
128	100		
127	11.4	0.0	32.9
102	10.1	0.0	28.5

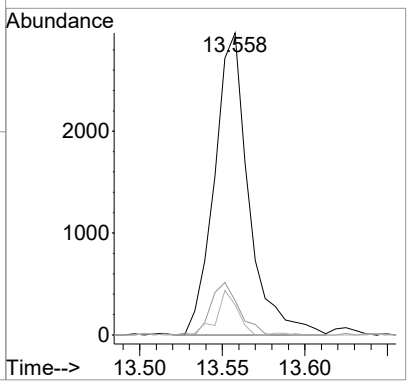

1st FN 06/17/21
2nd KR 06/17/21

Quantitation Report (Qedit)

Data Path : I:\ACQUDATA\MSVOA14\Data\061621\
Data File : F6794.D
Acq On : 16 Jun 2021 1:09 pm
Operator : F.NAEGLER
Sample : R2105887-004|1.00 Inst : MSVOA14
Misc : LUE 13584 T4
ALS Vial : 9 Sample Multiplier: 1

Quant Time: Jun 16 14:00:16 2021
Quant Method : I:\ACQUDATA\MSVOA14\Methods\S050321.M
Quant Title : MS#14 - 8260 SOILS 10ml PURGE
QLast Update : Tue May 04 08:45:11 2021
Response via : Initial Calibration

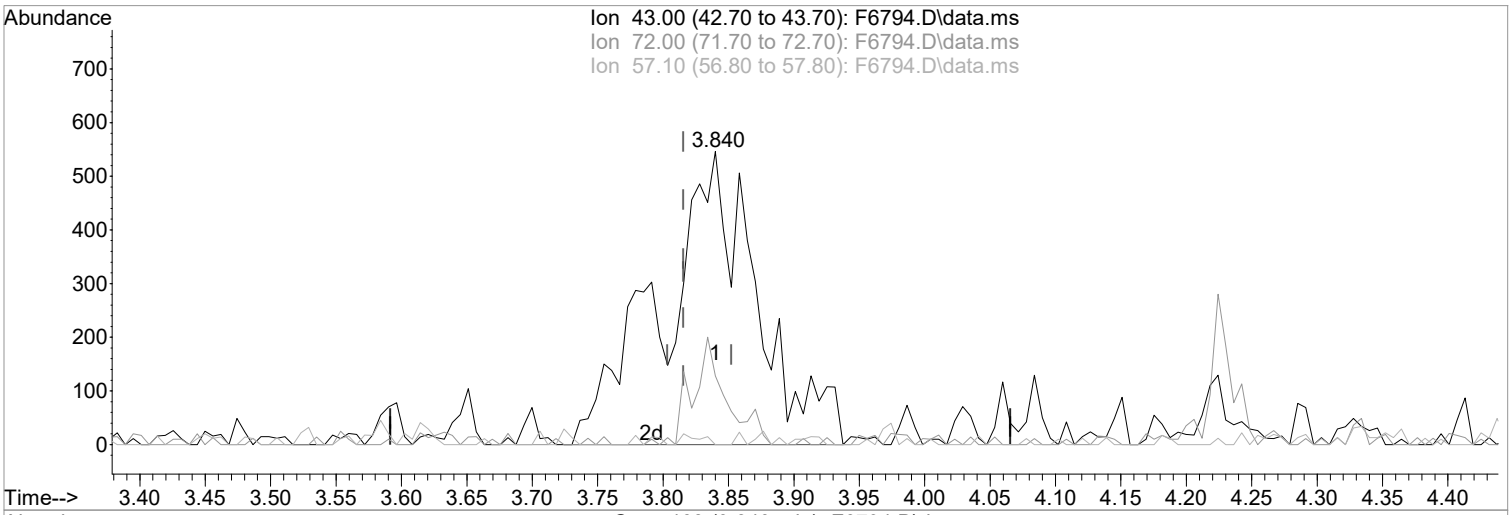

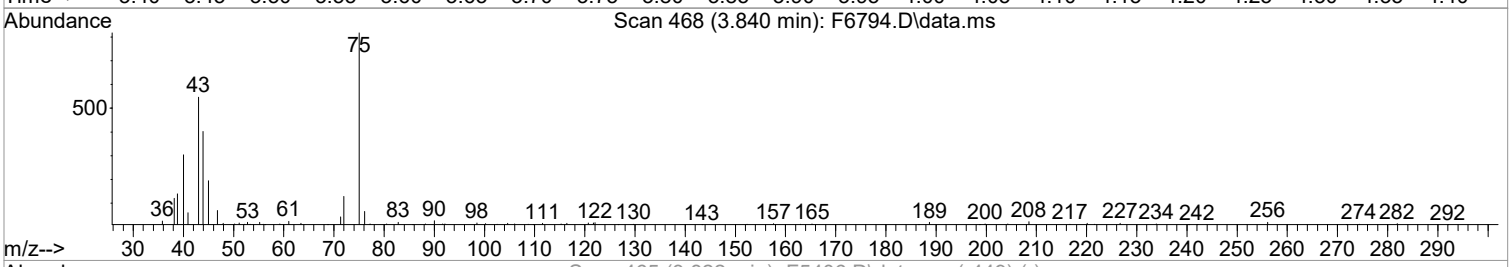



TIC: F6794.D\data.ms

(34) 2-Butanone (P)

3.840min (+0.024) 1.20 ug/L m

response 2760

Ion	Exp%	Act%
43.00	100	100
72.00	27.80	23.44
57.10	6.90	0.00
0.00	0.00	0.00

Manual Integration:

After

Poor integration.

06/17/21

1st FN 06/17/21
2nd KR 06/17/21

Quantitation Report (Qedit)

Data Path : I:\ACQUDATA\MSVOA14\Data\061621\
Data File : F6794.D
Acq On : 16 Jun 2021 1:09 pm
Operator : F.NAEGLER
Sample : R2105887-004|1.00 Inst : MSVOA14
Misc : LUE 13584 T4
ALS Vial : 9 Sample Multiplier: 1

Quant Time: Jun 16 14:00:16 2021
Quant Method : I:\ACQUDATA\MSVOA14\Methods\S050321.M
Quant Title : MS#14 - 8260 SOILS 10ml PURGE
QLast Update : Tue May 04 08:45:11 2021
Response via : Initial Calibration

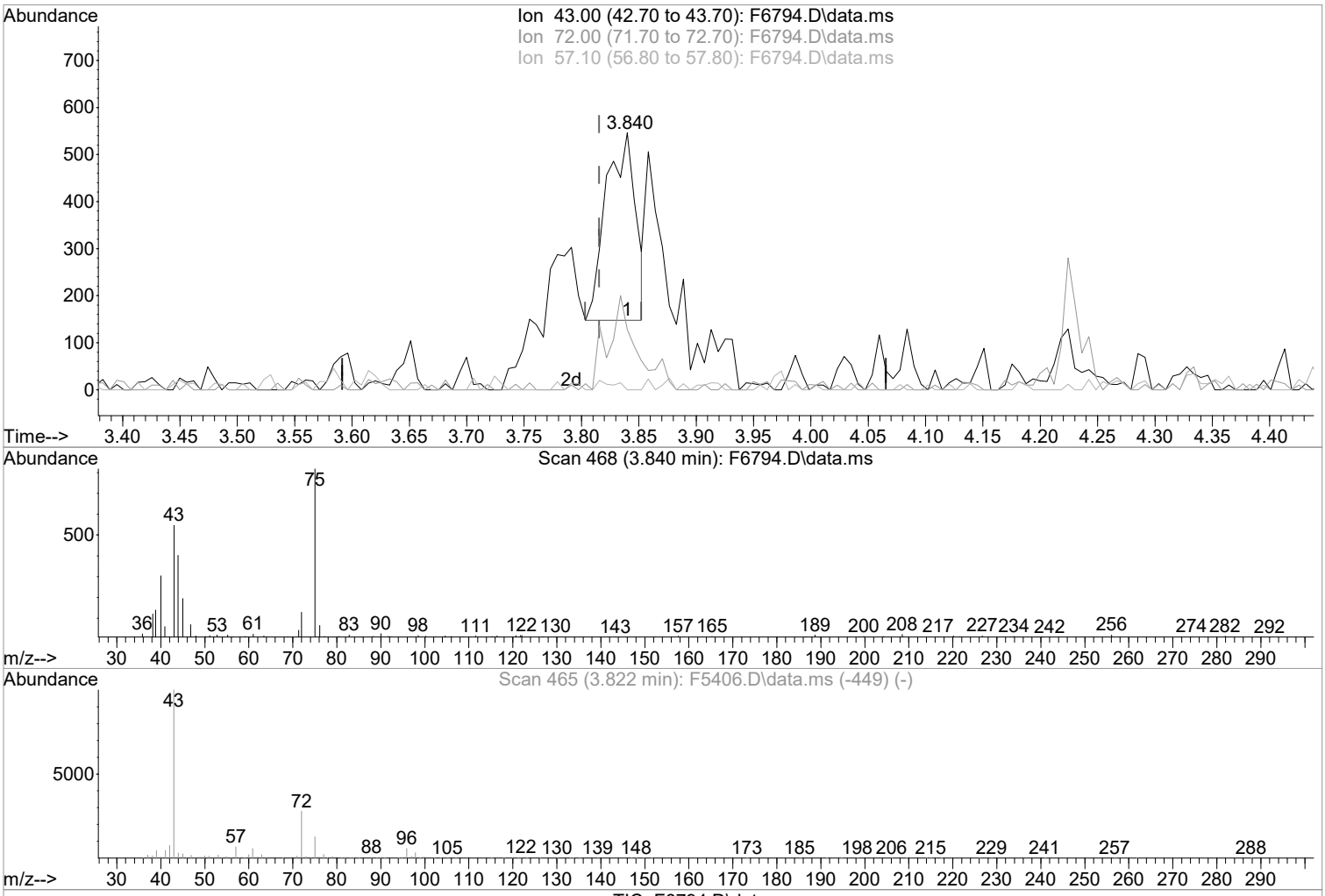

TIC: F6794.D\data.ms

(34) 2-Butanone (P)

3.840min (+0.024) 0.31 ug/L

response 710

Ion	Exp%	Act%
43.00	100	100
72.00	27.80	23.44
57.10	6.90	0.00
0.00	0.00	0.00

Manual Integration:

Before

06/17/21

1st FN 06/17/21
2nd WR 06/17/21

Quantitation Report (QT Reviewed)

Data Path : I:\ACQUDATA\MSVOA14\Data\061621\
Data File : F6794.D
Acq On : 16 Jun 2021 1:09 pm
Operator : F.NAEGLER
Sample : R2105887-004|1.00 Inst : MSVOA14
Misc : LUE 13584 T4
ALS Vial : 9 Sample Multiplier: 1

Quant Time: Jun 17 15:21:44 2021
Quant Method : I:\ACQUDATA\MSVOA14\Methods\S050321.M
Quant Title : MS#14 - 8260 SOILS 10ml PURGE
QLast Update : Tue May 04 08:45:11 2021
Response via : Initial Calibration

Compound	R.T.	QIon	Response	Conc Units	Dev(Min)
Internal Standards					
1) Pentafluorobenzene	4.681	168	396957	50.00 ug/L	0.00
42) 1,4-Difluorobenzene	5.931	114	609191	50.00 ug/L	0.00
70) d5-Chlorobenzene	9.577	117	513175	50.00 ug/L	0.00
87) 1,4-Dichlorobenzene-d4	11.735	152	218592	50.00 ug/L	0.00
System Monitoring Compounds					
44) SURR4,Dibrflmethane	4.523	113	182964	46.27 ug/L	0.00
Spiked Amount 50.000	Range 63 - 138		Recovery = 92.54%		
47) SURR1,1,2-dichloroetha...	5.108	65	222093	49.12 ug/L	0.00
Spiked Amount 50.000	Range 67 - 128		Recovery = 98.24%		
64) SURR3,Toluene-d8	7.943	98	729934	49.08 ug/L	0.00
Spiked Amount 50.000	Range 66 - 138		Recovery = 98.16%		
69) SURR2,BFB	10.723	95	221433	38.65 ug/L	0.00
Spiked Amount 50.000	Range 31 - 154		Recovery = 77.30%		
Target Compounds					Qvalue
3) Chloromethane	1.145	50	1653	0.35 ug/L	97
5) Bromomethane	1.414	94	731	Below Cal	82
15) Acetone	2.042	43	12023	6.14 ug/L	93
16) 2-Propanol	2.157	45	710	1.77 ug/L	83
17) Iodomethane	2.121	142	1118	3.20 ug/L	84
21) Methyl Acetate	2.316	43	983	0.30 ug/L	91
22) Methylene Chloride	2.383	84	1155	Below Cal	99
34) 2-Butanone	3.840	43	2760m	1.20 ug/L	
38) Tetrahydrofuran	4.224	42	1161	0.79 ug/L #	50
53) Trichloroethene	6.297	130	3489	0.84 ug/L	92
60) 2-Nitropropane	7.339	41	459	Below Cal #	1
71) Tetrachloroethene	8.674	164	11990	4.21 ug/L #	86
80) (m+p)Xylene	9.863	106	1298	0.21 ug/L #	80
96) 1,2,4-Trimethylbenzene	11.461	105	3644	0.33 ug/L	82

(#) = qualifier out of range (m) = manual integration (+) = signals summed

Quantitation Report (QT Reviewed)

Data Path : I:\ACQUDATA\MSVOA14\Data\061621\
Data File : F6794.D
Acq On : 16 Jun 2021 1:09 pm
Operator : F.NAEGLER
Sample : R2105887-004|1.00 Inst : MSVOA14
Misc : LUE 13584 T4
ALS Vial : 9 Sample Multiplier: 1

Quant Time: Jun 17 15:21:44 2021
Quant Method : I:\ACQUDATA\MSVOA14\Methods\S050321.M
Quant Title : MS#14 - 8260 SOILS 10ml PURGE
QLast Update : Tue May 04 08:45:11 2021
Response via : Initial Calibration

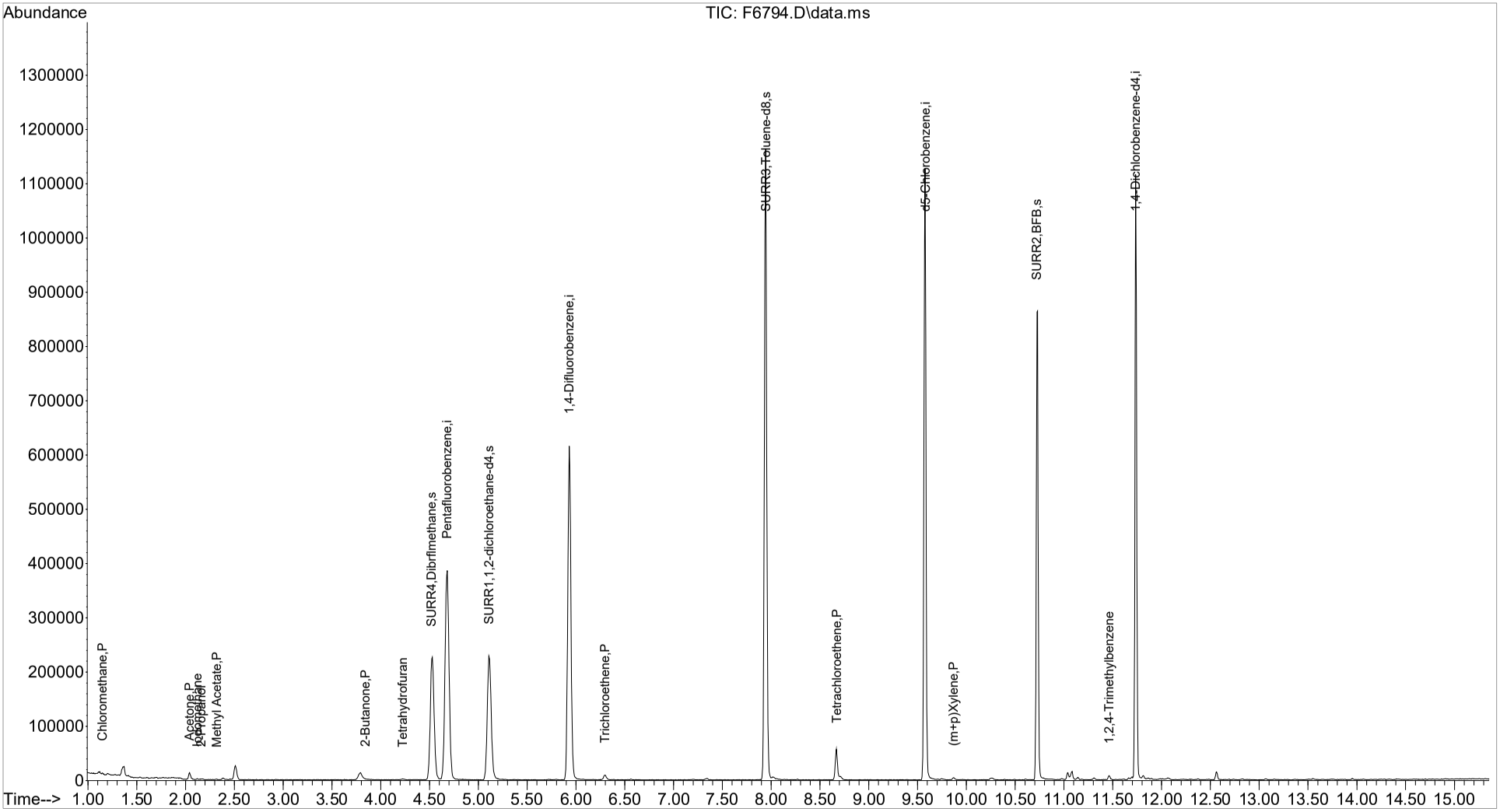

S050321.M Thu Jun 17 15:22:34 2021 Page: 2

1st FJ 06/17/21
2nd 06/17/21

1st FN 06/17/21
2nd KR 06/17/21

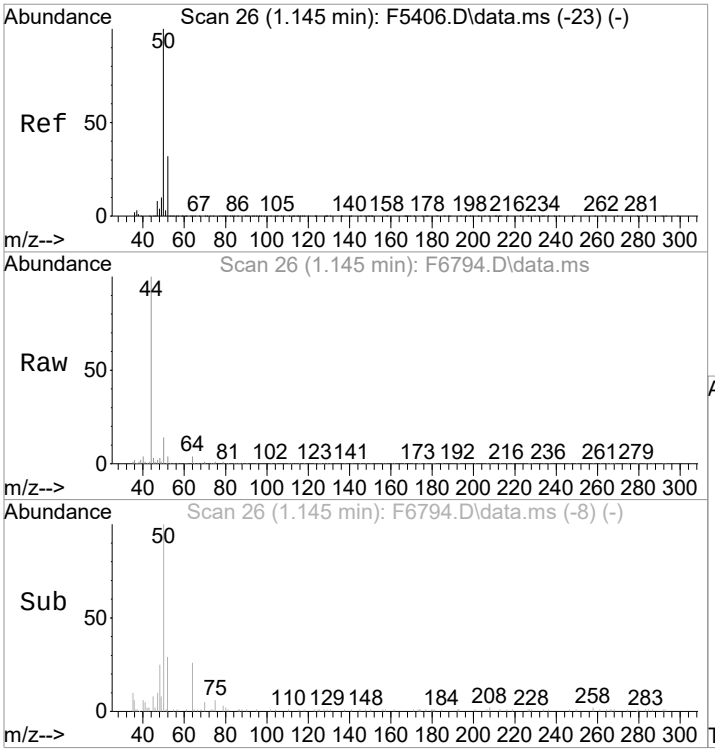

#3
Chloromethane
Concen: 0.35 ug/L
RT: 1.145 min Scan# 26
Delta R.T. -0.006 min
Lab File: F6794.D
Acq: 16 Jun 2021 1:09 pm

Tgt Ion: 50 Resp: 1653

Ion	Ratio	Lower	Upper
50	100		
52	30.8	12.3	52.3

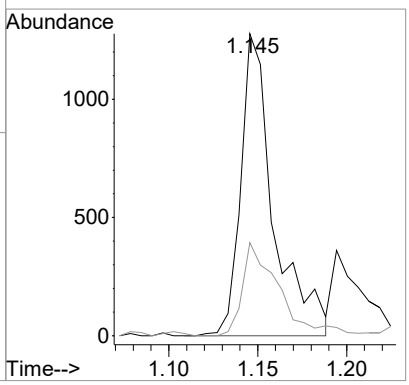

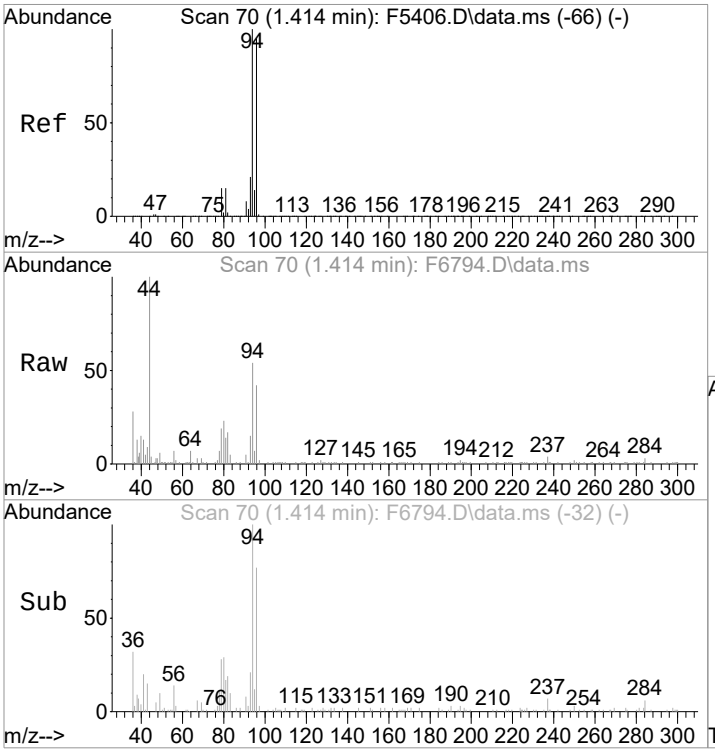

#5
Bromomethane
Concen: Below Cal
RT: 1.414 min Scan# 70
Delta R.T. 0.007 min
Lab File: F6794.D
Acq: 16 Jun 2021 1:09 pm

Tgt Ion: 94 Resp: 731

Ion	Ratio	Lower	Upper
94	100		
96	77.1	74.9	114.9

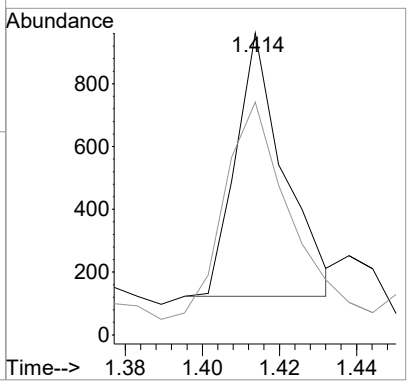

1st FN 06/17/21
2nd KR 06/17/21

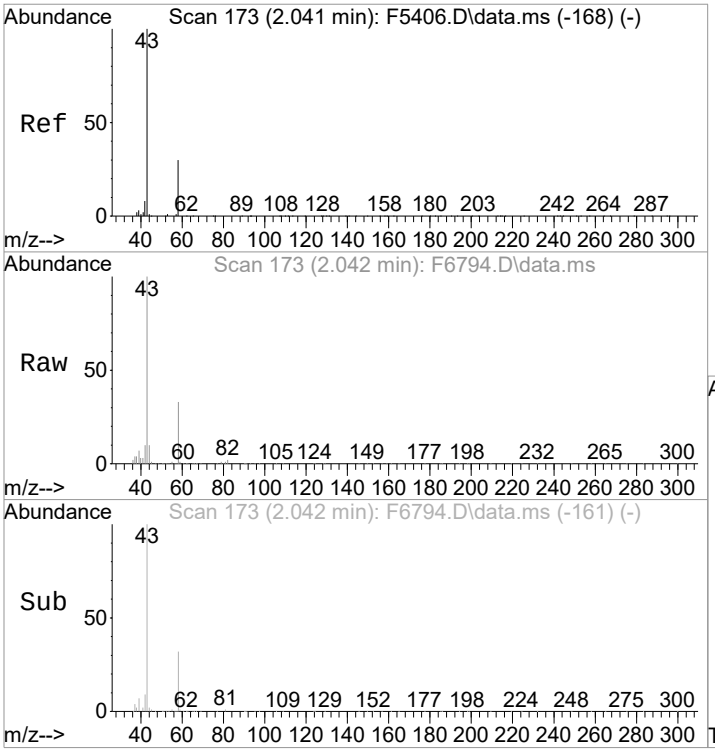

#15
Acetone
Concen: 6.14 ug/L
RT: 2.042 min Scan# 173
Delta R.T. 0.001 min
Lab File: F6794.D
Acq: 16 Jun 2021 1:09 pm

Tgt Ion: 43 Resp: 12023

Ion	Ratio	Lower	Upper
43	100		
58	32.6	8.9	48.9
42	9.8	0.0	27.9

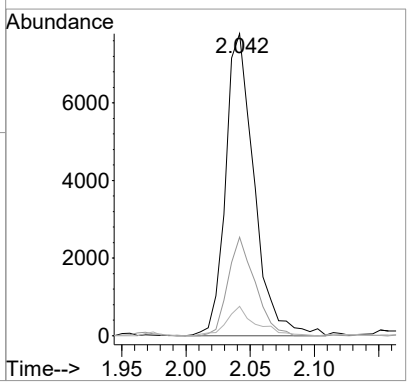

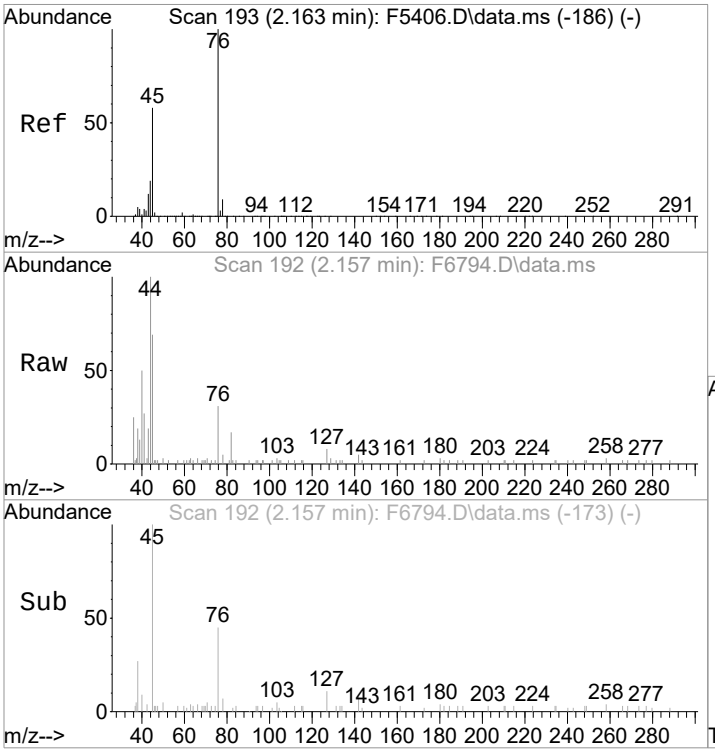

#16
2-Propanol
Concen: 1.77 ug/L
RT: 2.157 min Scan# 192
Delta R.T. 0.006 min
Lab File: F6794.D
Acq: 16 Jun 2021 1:09 pm

Tgt Ion: 45 Resp: 710

Ion	Ratio	Lower	Upper
45	100		
43	27.7	0.0	40.0

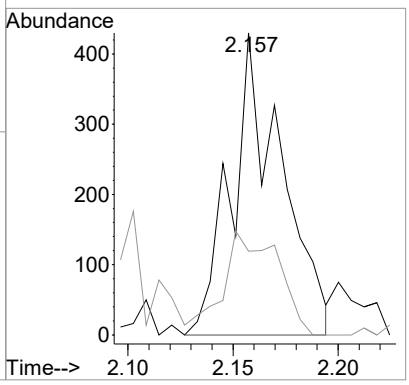

1st FN 06/17/21
2nd KR 06/17/21



#17
Iodomethane
Concen: 3.20 ug/L
RT: 2.121 min Scan# 186
Delta R.T. 0.007 min
Lab File: F6794.D
Acq: 16 Jun 2021 1:09 pm

Tgt Ion:142 Resp: 1118

Ion	Ratio	Lower	Upper
142	100		
127	31.8	22.2	62.2

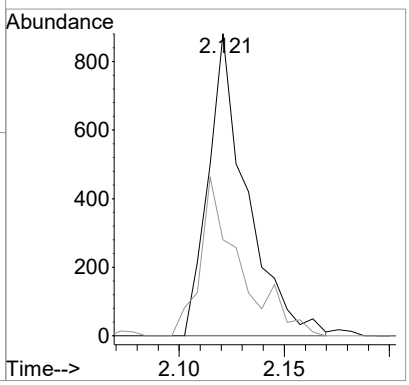

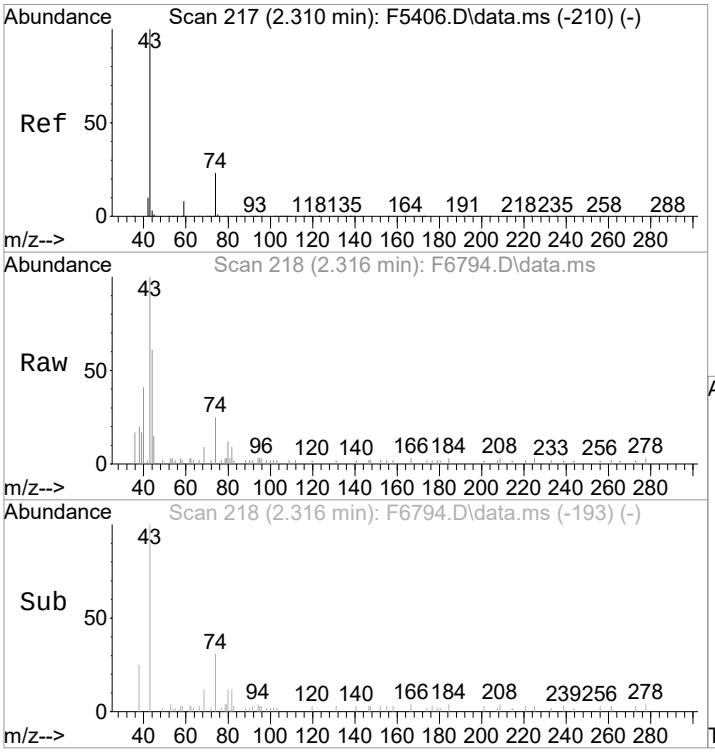

#21
Methyl Acetate
Concen: 0.30 ug/L
RT: 2.316 min Scan# 218
Delta R.T. 0.012 min
Lab File: F6794.D
Acq: 16 Jun 2021 1:09 pm

Tgt Ion: 43 Resp: 983

Ion	Ratio	Lower	Upper
43	100		
59	0.0	0.0	28.5
74	25.0	3.4	43.4

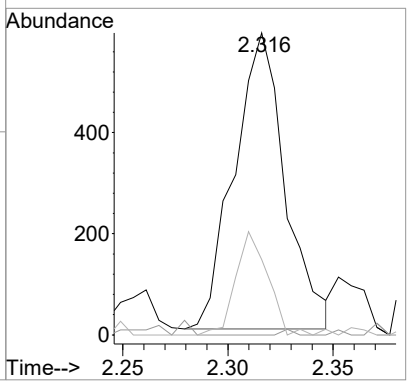

1st FN 06/17/21
2nd KR 06/17/21

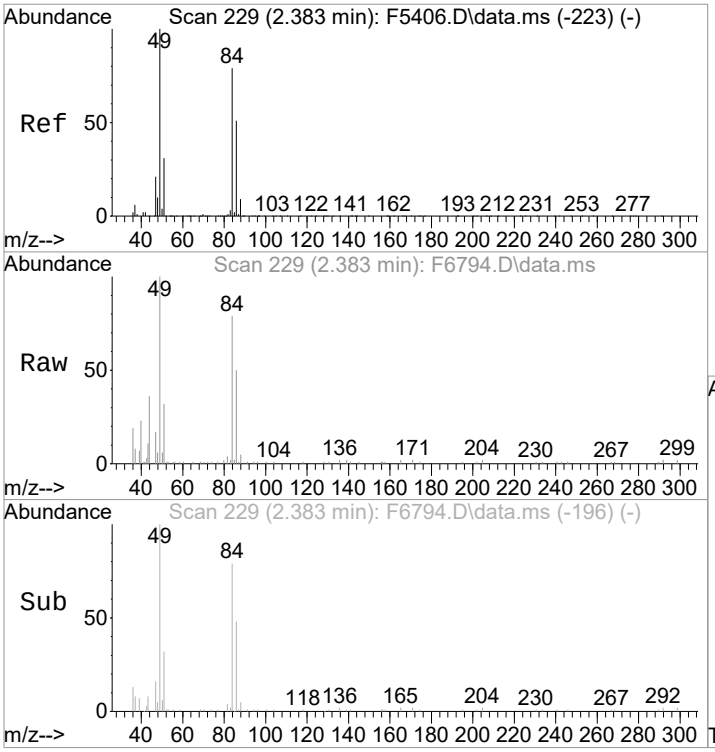

#22
Methylene Chloride
Concen: Below Cal
RT: 2.383 min Scan# 229
Delta R.T. 0.001 min
Lab File: F6794.D
Acq: 16 Jun 2021 1:09 pm

Tgt Ion: 84 Resp: 1155

Ion	Ratio	Lower	Upper
84	100		
86	62.9	44.7	84.7
49	126.9	106.4	146.4
51	40.1	18.8	58.8

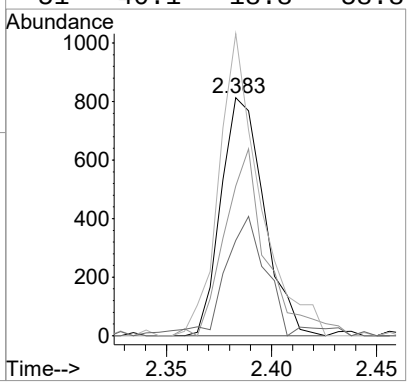

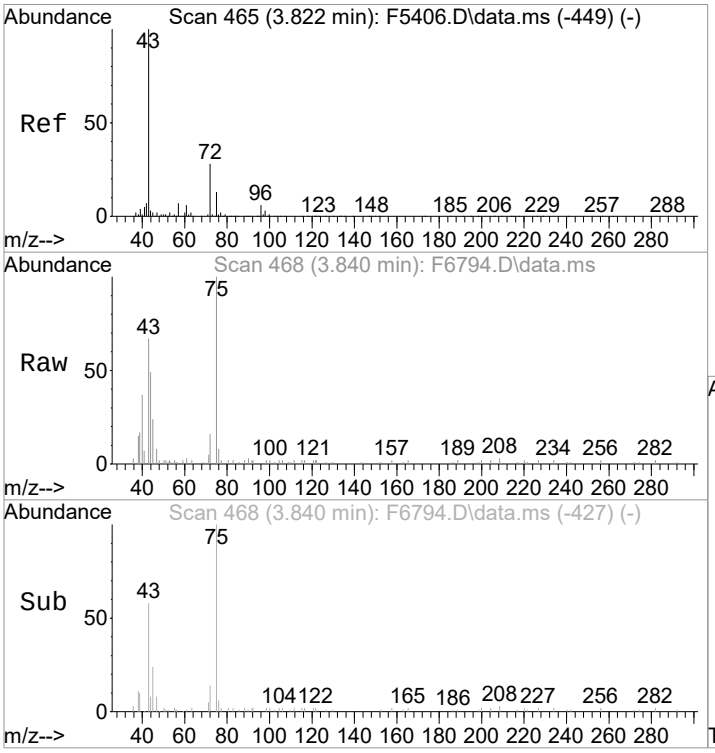

#34
2-Butanone
Concen: 1.20 ug/L m
RT: 3.840 min Scan# 468
Delta R.T. 0.024 min
Lab File: F6794.D
Acq: 16 Jun 2021 1:09 pm

Tgt Ion: 43 Resp: 2760

Ion	Ratio	Lower	Upper
43	100		
72	23.4	7.8	47.8
57	0.0	0.0	26.9

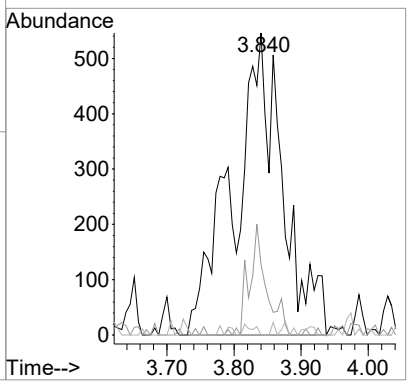

1st FN 06/17/21
2nd KR 06/17/21

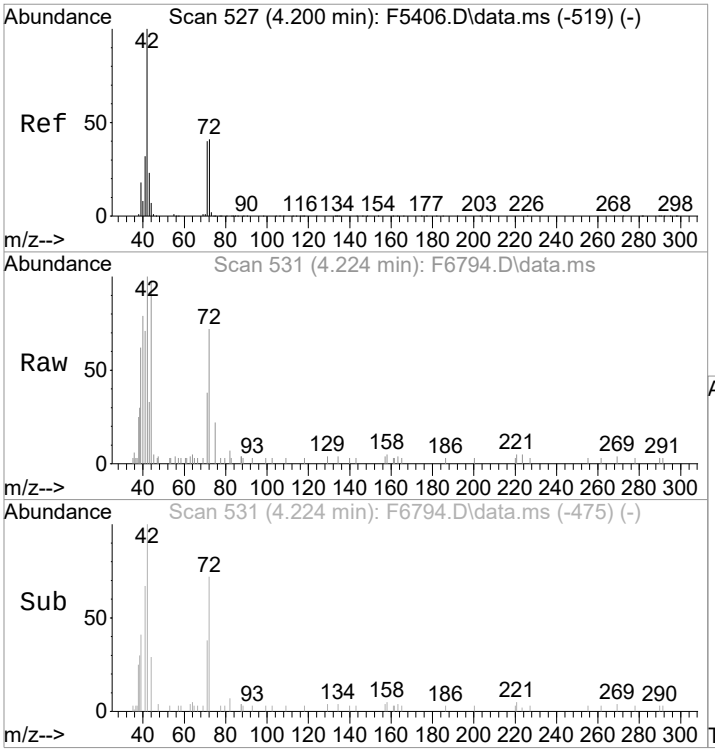

#38
Tetrahydrofuran
Concen: 0.79 ug/L
RT: 4.224 min Scan# 531
Delta R.T. 0.024 min
Lab File: F6794.D
Acq: 16 Jun 2021 1:09 pm

Tgt Ion: 42 Resp: 1161

Ion	Ratio	Lower	Upper
42	100		
72	71.8	20.6	60.6#

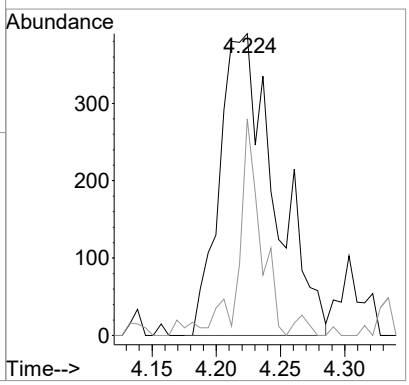

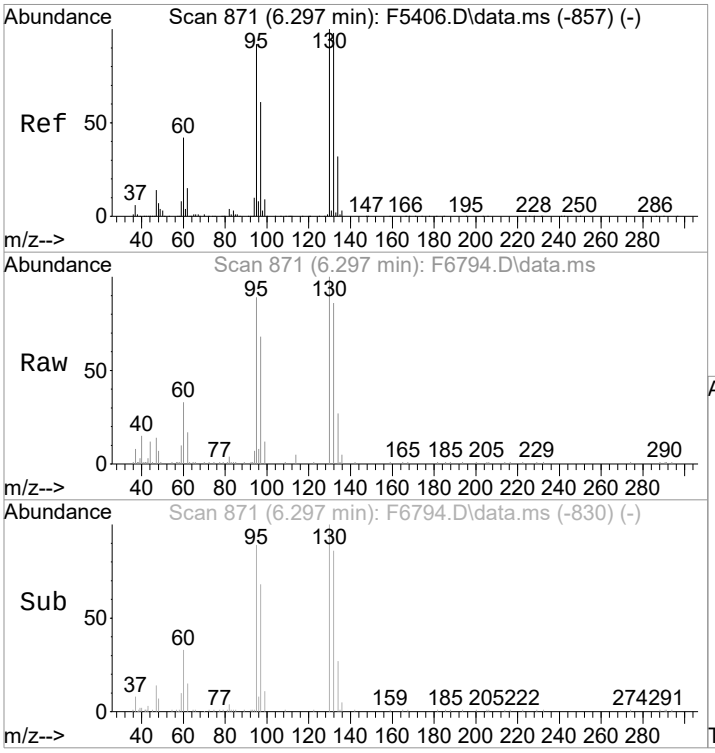

#53
Trichloroethene
Concen: 0.84 ug/L
RT: 6.297 min Scan# 871
Delta R.T. 0.000 min
Lab File: F6794.D
Acq: 16 Jun 2021 1:09 pm

Tgt Ion:130 Resp: 3489

Ion	Ratio	Lower	Upper
130	100		
132	86.3	77.8	117.8
95	89.0	71.8	111.8
97	68.5	41.4	81.4

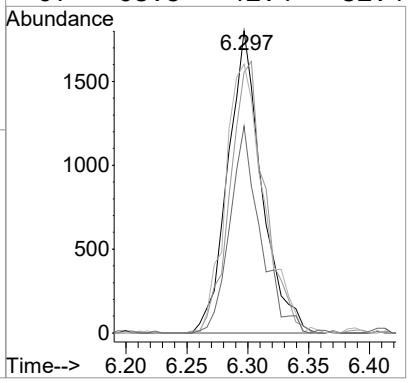

1st FN 06/17/21
2nd KR 06/17/21

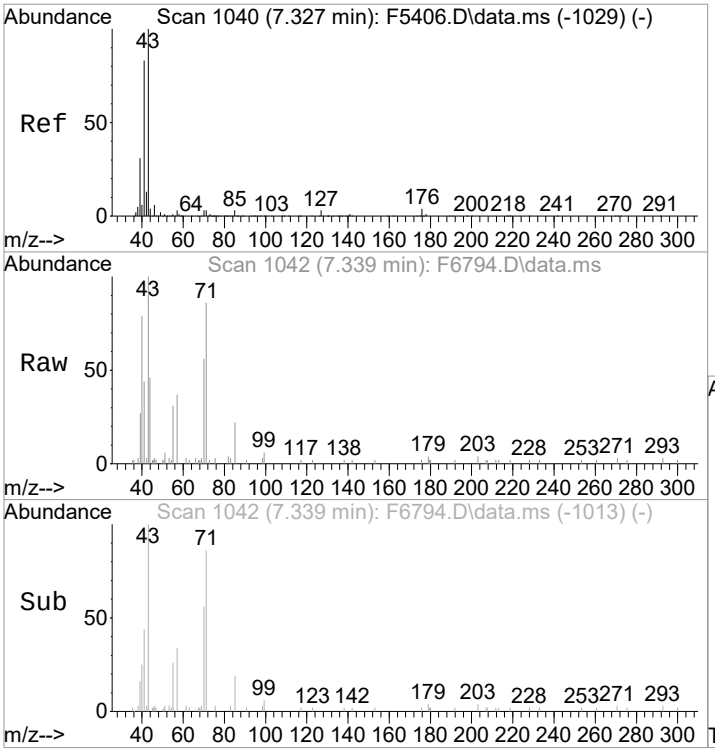

#60
2-Nitropropane
Concen: Below Cal
RT: 7.339 min Scan# 1042
Delta R.T. 0.006 min
Lab File: F6794.D
Acq: 16 Jun 2021 1:09 pm

Tgt Ion: 41 Resp: 459

Ion	Ratio	Lower	Upper
41	100		
43	334.4	100.3	140.3#

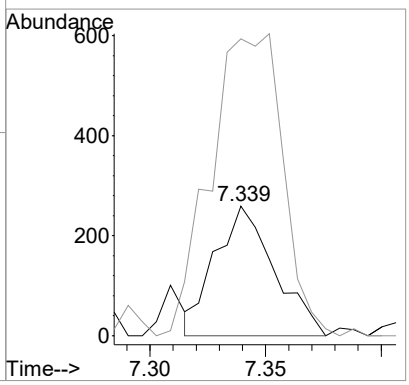

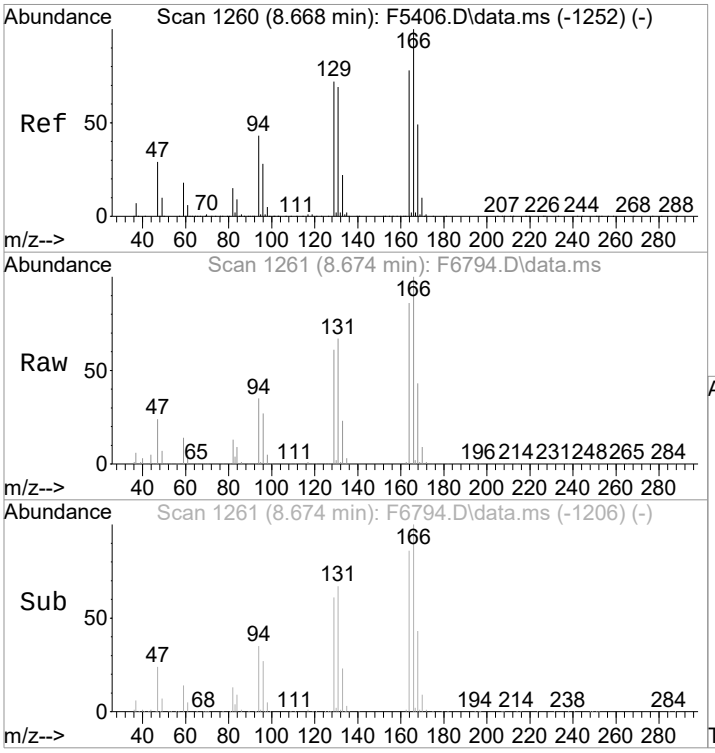

#71
Tetrachloroethene
Concen: 4.21 ug/L
RT: 8.674 min Scan# 1261
Delta R.T. 0.006 min
Lab File: F6794.D
Acq: 16 Jun 2021 1:09 pm

Tgt Ion:164 Resp: 11990

Ion	Ratio	Lower	Upper
164	100		
166	116.8	108.9	148.9
129	71.6	72.2	112.2#
131	78.3	68.5	108.5

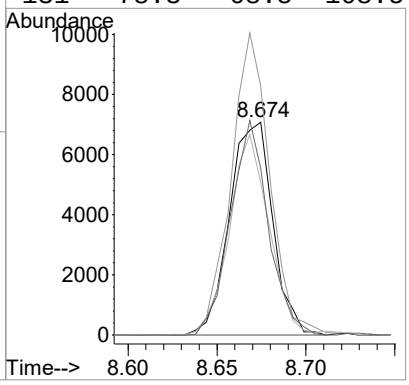

1st FN 06/17/21
2nd KR 06/17/21

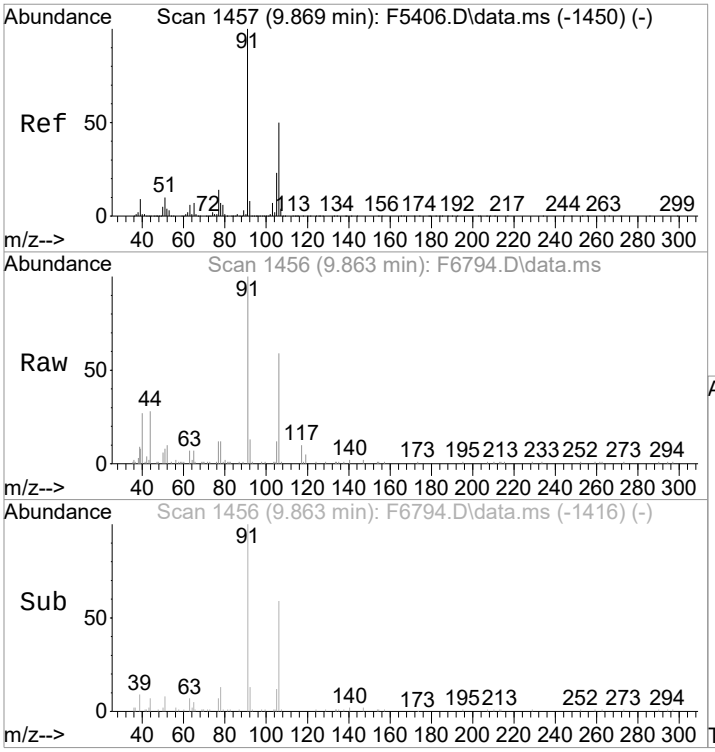

#80
(m+p)Xylene
Concen: 0.21 ug/L
RT: 9.863 min Scan# 1456
Delta R.T. -0.006 min
Lab File: F6794.D
Acq: 16 Jun 2021 1:09 pm

Tgt Ion:106 Resp: 1298

Ion	Ratio	Lower	Upper
106	100		
91	169.2	179.8	219.8#
77	19.8	7.3	47.3

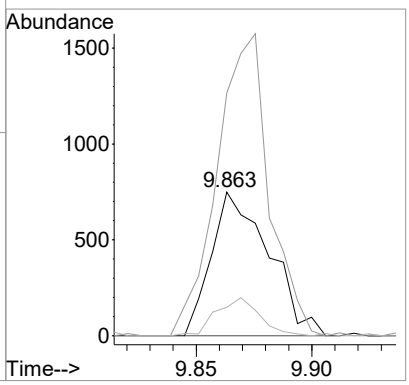

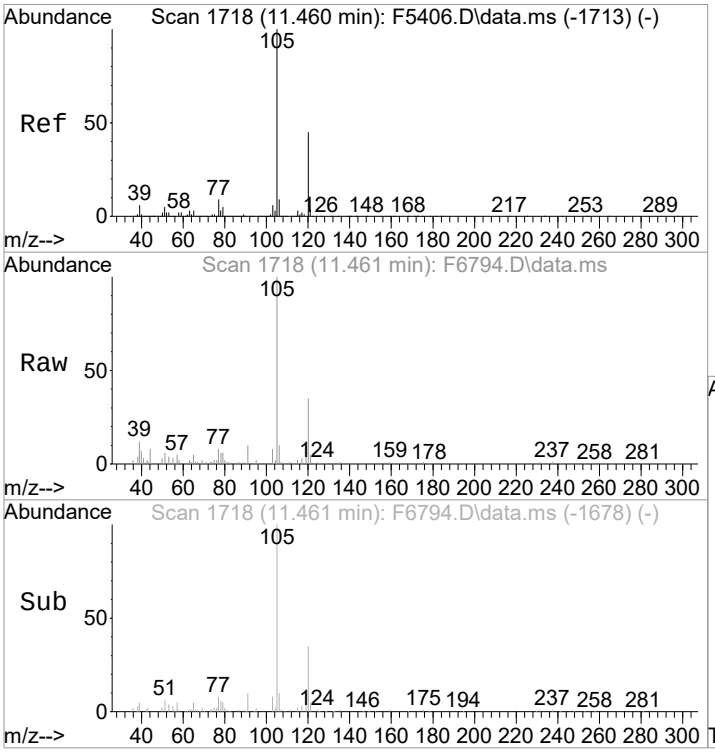

#96
1,2,4-Trimethylbenzene
Concen: 0.33 ug/L
RT: 11.461 min Scan# 1718
Delta R.T. 0.000 min
Lab File: F6794.D
Acq: 16 Jun 2021 1:09 pm

Tgt Ion:105 Resp: 3644

Ion	Ratio	Lower	Upper
105	100		
120	34.6	27.5	67.5
65	5.5	0.0	24.6

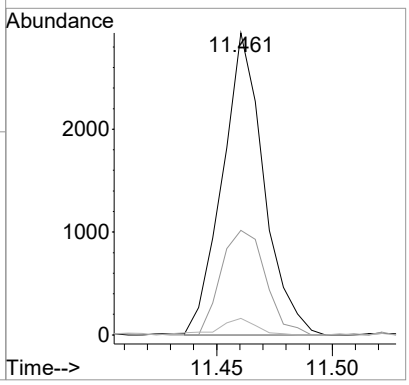

1st FN 06/17/21
2nd KR 06/17/21

Quantitation Report (Qedit)

Data Path : I:\ACQUDATA\MSVOA14\Data\061621\
Data File : F6795.D
Acq On : 16 Jun 2021 1:32 pm
Operator : F.NAEGLER
Sample : R2105887-005|1.00 Inst : MSVOA14
Misc : LUE 13584 T4
ALS Vial : 10 Sample Multiplier: 1

Quant Time: Jun 16 14:00:37 2021
Quant Method : I:\ACQUDATA\MSVOA14\Methods\S050321.M
Quant Title : MS#14 - 8260 SOILS 10ml PURGE
QLast Update : Tue May 04 08:45:11 2021
Response via : Initial Calibration

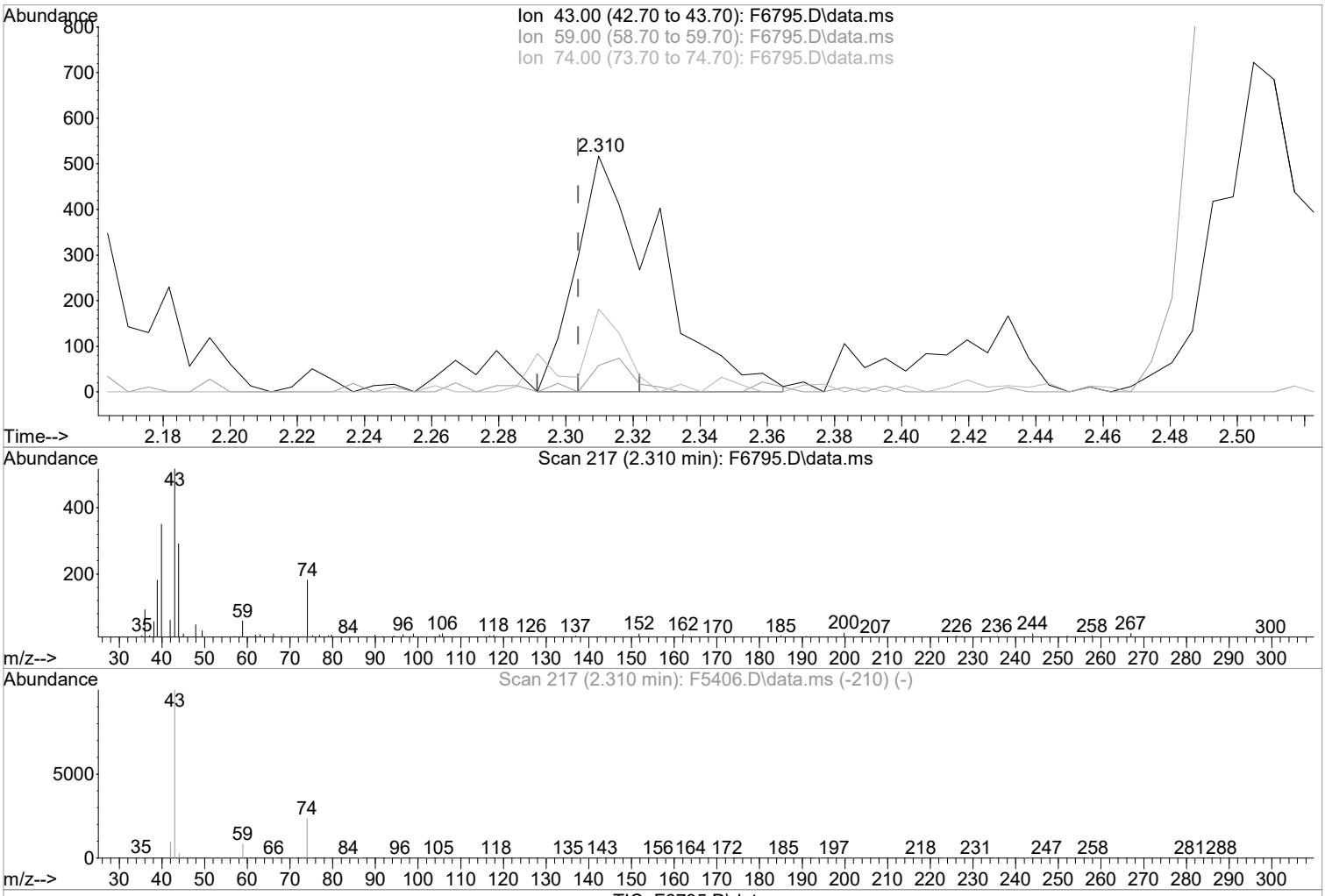

TIC: F6795.D\data.ms

(21) Methyl Acetate (P)

2.310min (+0.006) 0.28 ug/L m

response 883

Ion	Exp%	Act%
43.00	100	100
59.00	8.50	11.22
74.00	23.40	35.20
0.00	0.00	0.00

Manual Integration:

After

Poor integration.

06/17/21

1st FN 06/17/21
2nd KR 06/17/21

Quantitation Report (Qedit)

Data Path : I:\ACQUDATA\MSVOA14\Data\061621\
Data File : F6795.D
Acq On : 16 Jun 2021 1:32 pm
Operator : F.NAEGLER
Sample : R2105887-005|1.00 Inst : MSVOA14
Misc : LUE 13584 T4
ALS Vial : 10 Sample Multiplier: 1

Quant Time: Jun 16 14:00:37 2021
Quant Method : I:\ACQUDATA\MSVOA14\Methods\S050321.M
Quant Title : MS#14 - 8260 SOILS 10ml PURGE
QLast Update : Tue May 04 08:45:11 2021
Response via : Initial Calibration

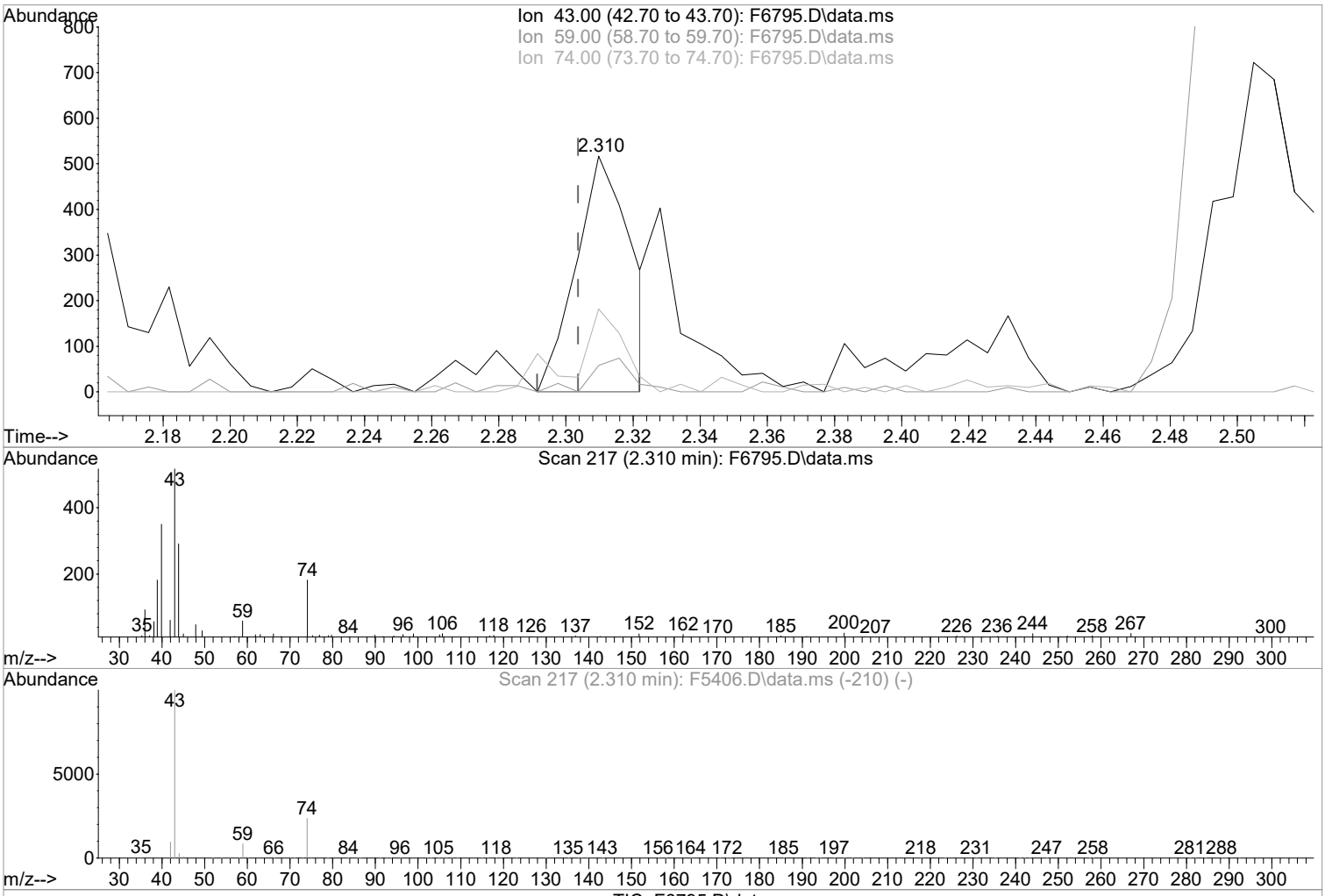

TIC: F6795.D\data.ms

(21) Methyl Acetate (P)

2.310min (+0.006) 0.19 ug/L

response 588

Ion	Exp%	Act%
43.00	100	100
59.00	8.50	11.22
74.00	23.40	35.20
0.00	0.00	0.00

Manual Integration:

Before

06/17/21

1st FN 06/17/21
2nd KR 06/17/21

Quantitation Report (Qedit)

Data Path : I:\ACQUDATA\MSVOA14\Data\061621\
Data File : F6795.D
Acq On : 16 Jun 2021 1:32 pm
Operator : F.NAEGLER
Sample : R2105887-005|1.00 Inst : MSVOA14
Misc : LUE 13584 T4
ALS Vial : 10 Sample Multiplier: 1

Quant Time: Jun 16 14:00:37 2021
Quant Method : I:\ACQUDATA\MSVOA14\Methods\S050321.M
Quant Title : MS#14 - 8260 SOILS 10ml PURGE
QLast Update : Tue May 04 08:45:11 2021
Response via : Initial Calibration

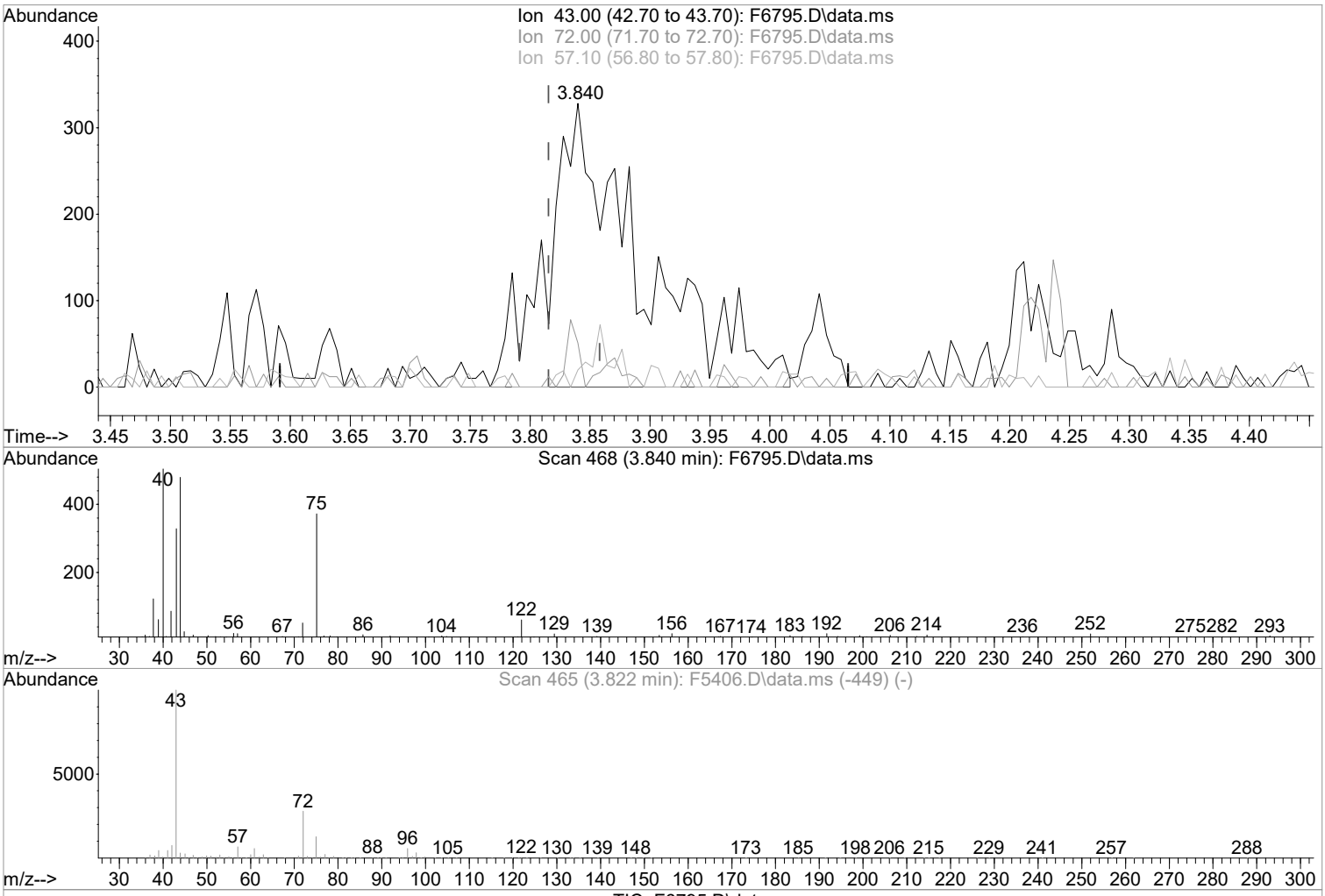

(34) 2-Butanone (P)

3.840min (+0.024) 0.81 ug/L m

response 1799

Ion	Exp%	Act%
43.00	100	100
72.00	27.80	15.55
57.10	6.90	6.10
0.00	0.00	0.00

Manual Integration:

After

Poor integration.

06/17/21

1st FN 06/17/21
2nd KR 06/17/21

Quantitation Report (Qedit)

Data Path : I:\ACQUDATA\MSVOA14\Data\061621\
Data File : F6795.D
Acq On : 16 Jun 2021 1:32 pm
Operator : F.NAEGLER
Sample : R2105887-005|1.00 Inst : MSVOA14
Misc : LUE 13584 T4
ALS Vial : 10 Sample Multiplier: 1

Quant Time: Jun 16 14:00:37 2021
Quant Method : I:\ACQUDATA\MSVOA14\Methods\S050321.M
Quant Title : MS#14 - 8260 SOILS 10ml PURGE
QLast Update : Tue May 04 08:45:11 2021
Response via : Initial Calibration

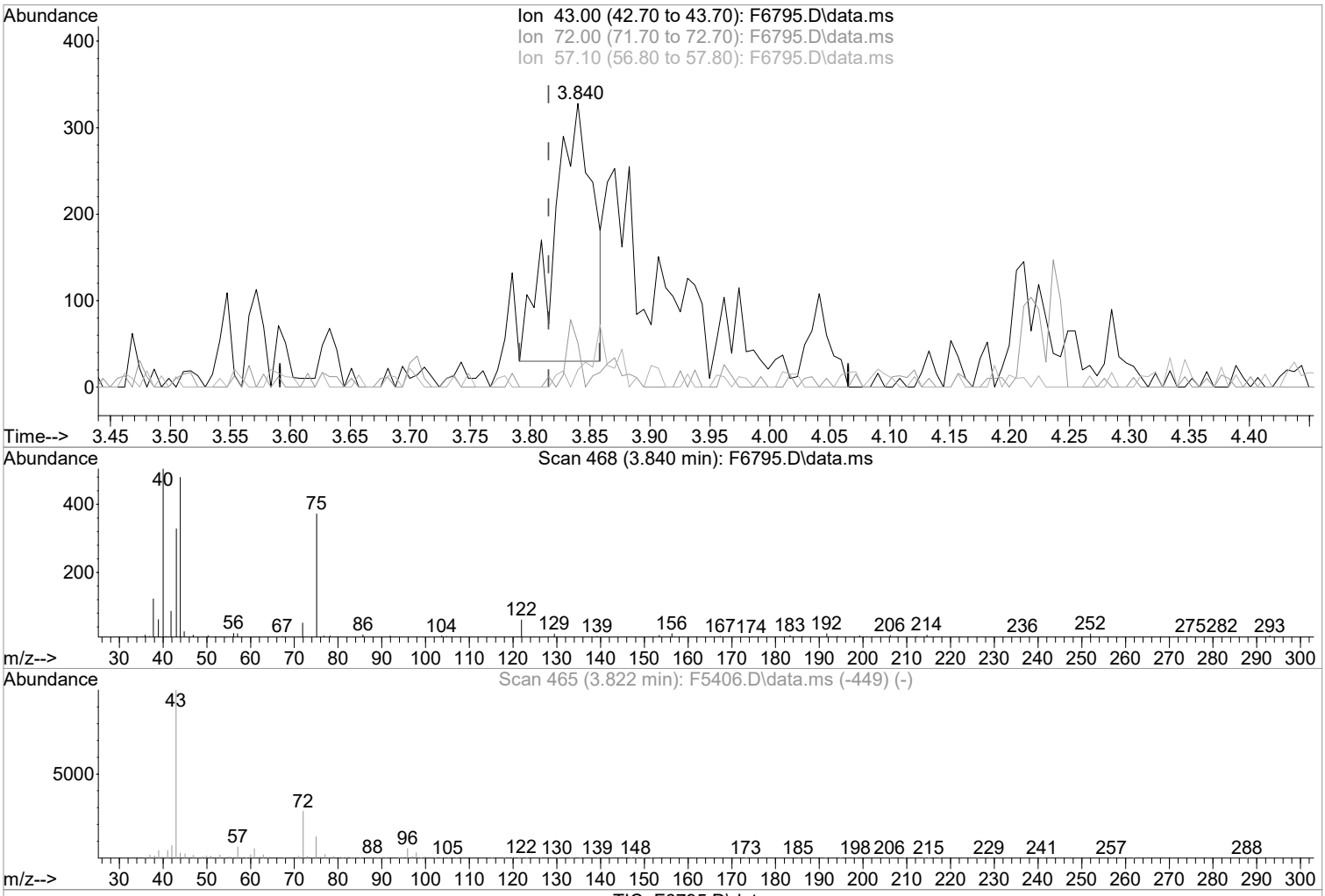

(34) 2-Butanone (P)

3.840min (+0.024) 0.31 ug/L

response 680

Ion	Exp%	Act%
43.00	100	100
72.00	27.80	15.55
57.10	6.90	6.10
0.00	0.00	0.00

Manual Integration:

Before

06/17/21

1st FN 06/17/21
2nd KR 06/17/21

Quantitation Report (Qedit)

Data Path : I:\ACQUDATA\MSVOA14\Data\061621\
Data File : F6795.D
Acq On : 16 Jun 2021 1:32 pm
Operator : F.NAEGLER
Sample : R2105887-005|1.00 Inst : MSVOA14
Misc : LUE 13584 T4
ALS Vial : 10 Sample Multiplier: 1

Quant Time: Jun 16 14:00:37 2021
Quant Method : I:\ACQUDATA\MSVOA14\Methods\S050321.M
Quant Title : MS#14 - 8260 SOILS 10ml PURGE
QLast Update : Tue May 04 08:45:11 2021
Response via : Initial Calibration

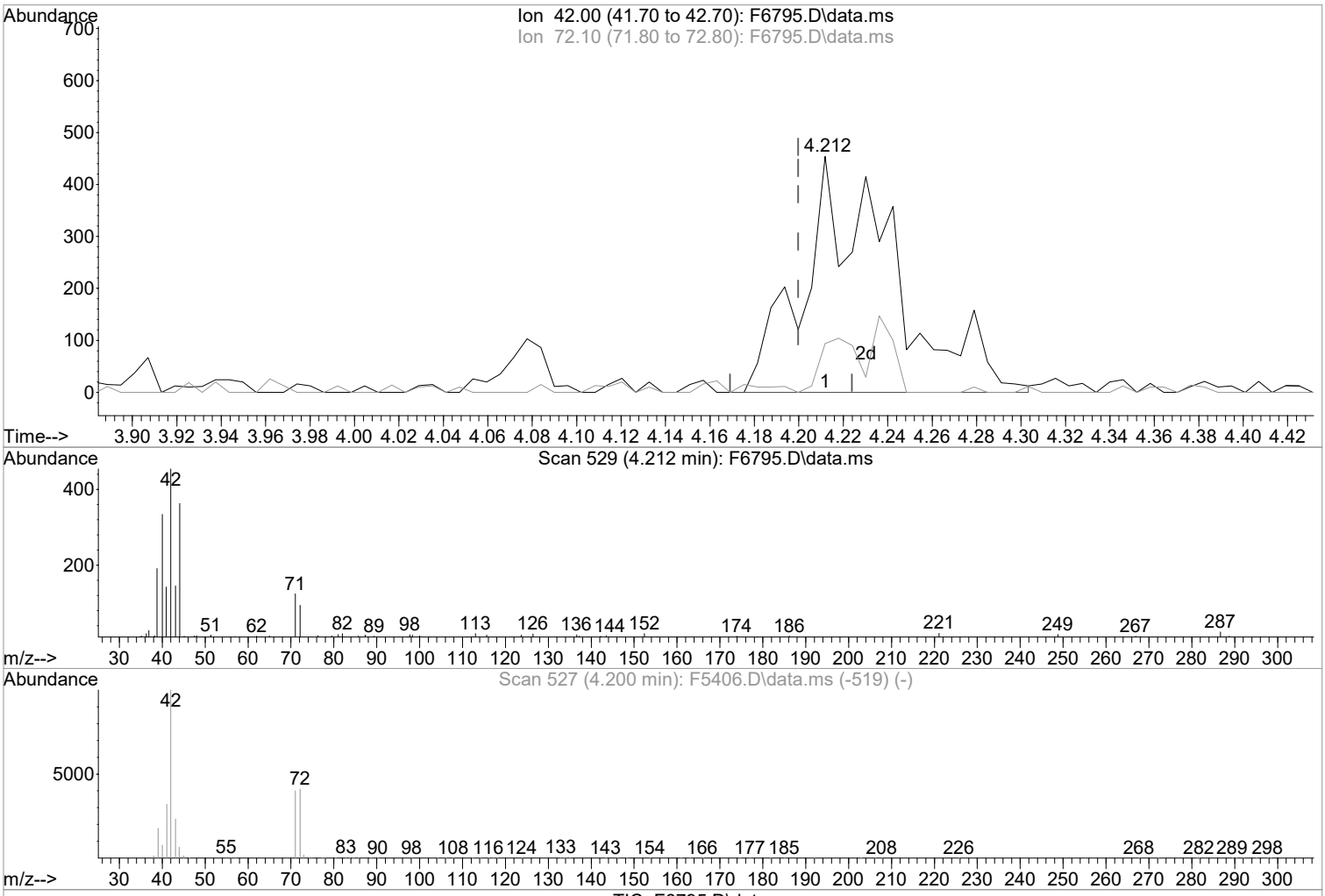

(38) Tetrahydrofuran

4.212min (+0.012) 0.88 ug/L m

response 1267

Ion	Exp%	Act%
42.00	100	100
72.10	40.60	20.70
0.00	0.00	0.00
0.00	0.00	0.00

Manual Integration:

After

Poor integration.

06/17/21

1st FN 06/17/21
2nd KR 06/17/21

Quantitation Report (Qedit)

Data Path : I:\ACQUDATA\MSVOA14\Data\061621\
Data File : F6795.D
Acq On : 16 Jun 2021 1:32 pm
Operator : F.NAEGLER
Sample : R2105887-005|1.00 Inst : MSVOA14
Misc : LUE 13584 T4
ALS Vial : 10 Sample Multiplier: 1

Quant Time: Jun 16 14:00:37 2021
Quant Method : I:\ACQUDATA\MSVOA14\Methods\S050321.M
Quant Title : MS#14 - 8260 SOILS 10ml PURGE
QLast Update : Tue May 04 08:45:11 2021
Response via : Initial Calibration

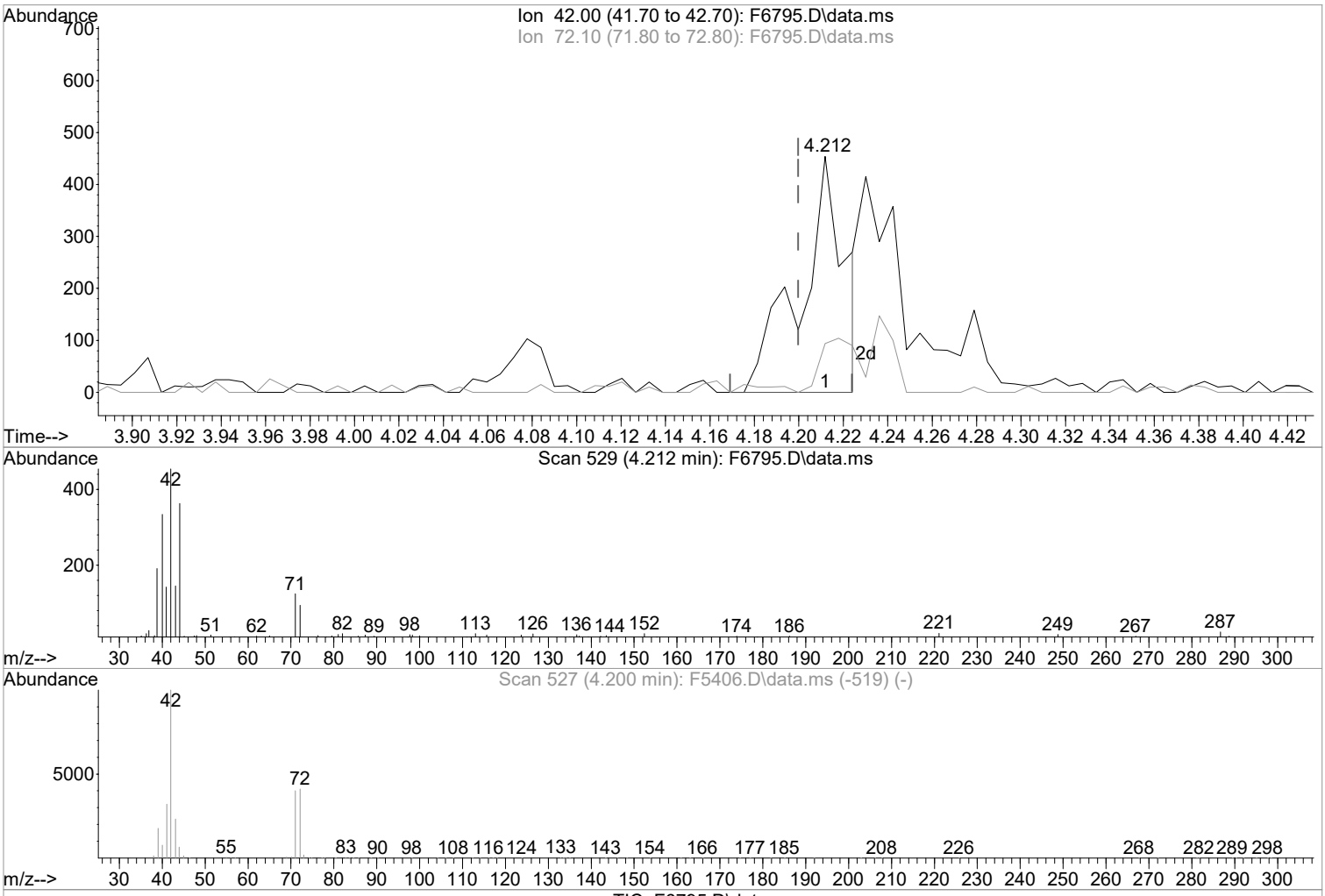

(38) Tetrahydrofuran

4.212min (+0.012) 0.44 ug/L

response 625

Ion	Exp%	Act%
42.00	100	100
72.10	40.60	20.70
0.00	0.00	0.00
0.00	0.00	0.00

Manual Integration:

Before

06/17/21

1st FN 06/17/21
2nd WR 06/17/21

Quantitation Report (QT Reviewed)

Data Path : I:\ACQUDATA\MSVOA14\Data\061621\
Data File : F6795.D
Acq On : 16 Jun 2021 1:32 pm
Operator : F.NAEGLER
Sample : R2105887-005|1.00 Inst : MSVOA14
Misc : LUE 13584 T4
ALS Vial : 10 Sample Multiplier: 1

Quant Time: Jun 17 15:23:46 2021
Quant Method : I:\ACQUDATA\MSVOA14\Methods\S050321.M
Quant Title : MS#14 - 8260 SOILS 10ml PURGE
QLast Update : Tue May 04 08:45:11 2021
Response via : Initial Calibration

Compound	R.T.	QIon	Response	Conc	Units	Dev(Min)
Internal Standards						
1) Pentafluorobenzene	4.681	168	385578	50.00	ug/L	0.00
42) 1,4-Difluorobenzene	5.931	114	580590	50.00	ug/L	0.00
70) d5-Chlorobenzene	9.577	117	528050	50.00	ug/L	0.00
87) 1,4-Dichlorobenzene-d4	11.735	152	272208	50.00	ug/L	0.00
System Monitoring Compounds						
44) SURR4,Dibrflmethane	4.529	113	175044	46.45	ug/L	0.00
Spiked Amount 50.000	Range 63 - 138		Recovery = 92.90%			
47) SURR1,1,2-dichloroetha...	5.114	65	214742	49.83	ug/L	0.00
Spiked Amount 50.000	Range 67 - 128		Recovery = 99.66%			
64) SURR3,Toluene-d8	7.943	98	736525	51.96	ug/L	0.00
Spiked Amount 50.000	Range 66 - 138		Recovery = 103.92%			
69) SURR2,BFB	10.723	95	254618	46.63	ug/L	0.00
Spiked Amount 50.000	Range 31 - 154		Recovery = 93.26%			
Target Compounds						Qvalue
3) Chloromethane	1.151	50	1491	0.32	ug/L #	53
5) Bromomethane	1.414	94	740	Below Cal		95
15) Acetone	2.042	43	5481	1.37	ug/L	96
16) 2-Propanol	2.157	45	1635	4.19	ug/L	75
17) Iodomethane	2.115	142	1169	3.22	ug/L	87
21) Methyl Acetate	2.310	43	883m	0.28	ug/L	
22) Methylene Chloride	2.383	84	912	Below Cal		84
34) 2-Butanone	3.840	43	1799m	0.81	ug/L	
38) Tetrahydrofuran	4.212	42	1267m	0.88	ug/L	
60) 2-Nitropropane	7.345	41	529	Below Cal #		15
71) Tetrachloroethene	8.668	164	1390	0.47	ug/L	89

(#) = qualifier out of range (m) = manual integration (+) = signals summed

Quantitation Report (QT Reviewed)

Data Path : I:\ACQUDATA\MSVOA14\Data\061621\
Data File : F6795.D
Acq On : 16 Jun 2021 1:32 pm
Operator : F.NAEGLER
Sample : R2105887-005|1.00 Inst : MSVOA14
Misc : LUE 13584 T4
ALS Vial : 10 Sample Multiplier: 1

Quant Time: Jun 17 15:23:46 2021
Quant Method : I:\ACQUDATA\MSVOA14\Methods\S050321.M
Quant Title : MS#14 - 8260 SOILS 10ml PURGE
QLast Update : Tue May 04 08:45:11 2021
Response via : Initial Calibration

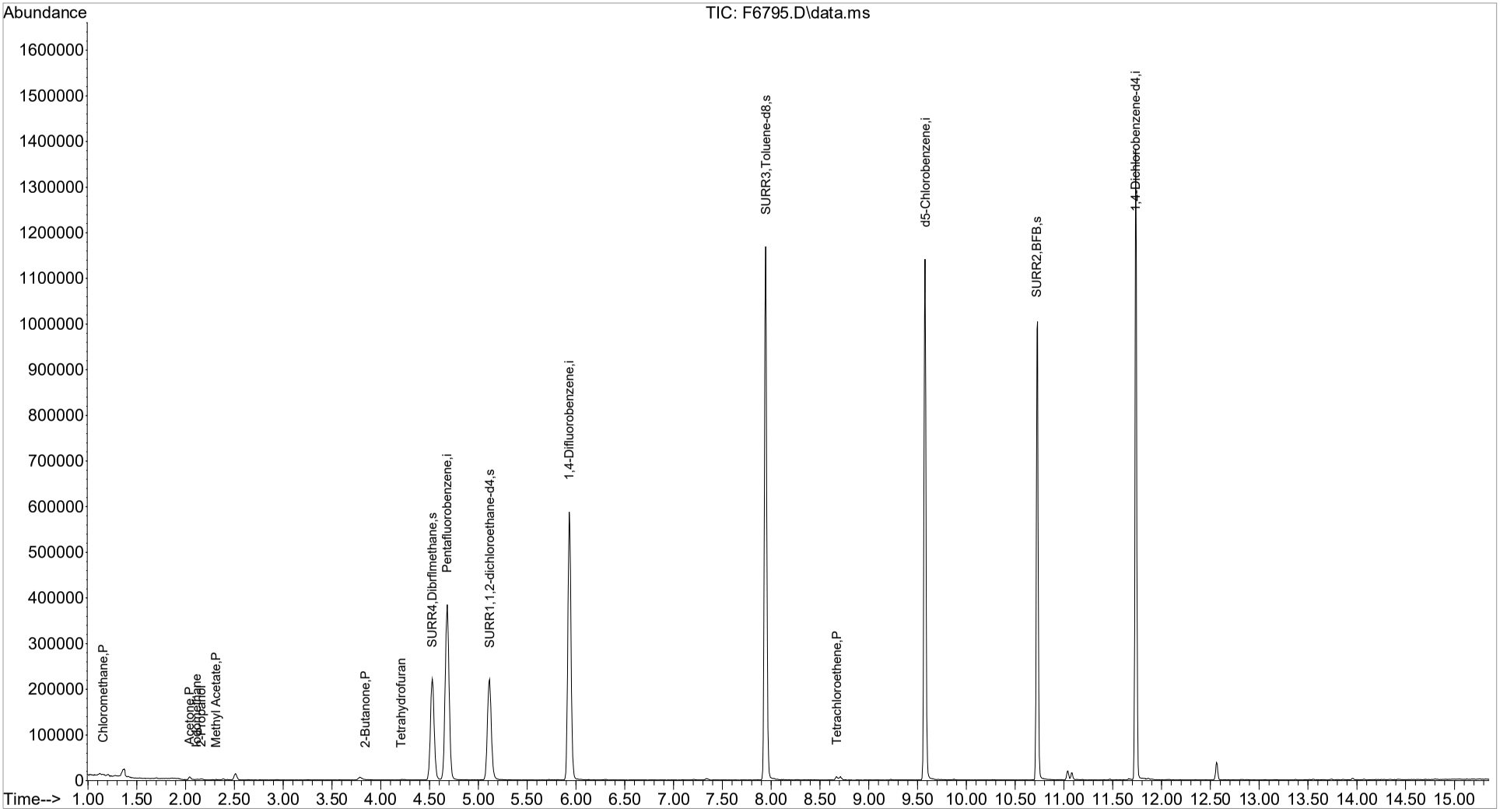

1st FJ 06/17/21
2nd 06/17/21

1st FN 06/17/21
2nd KR 06/17/21

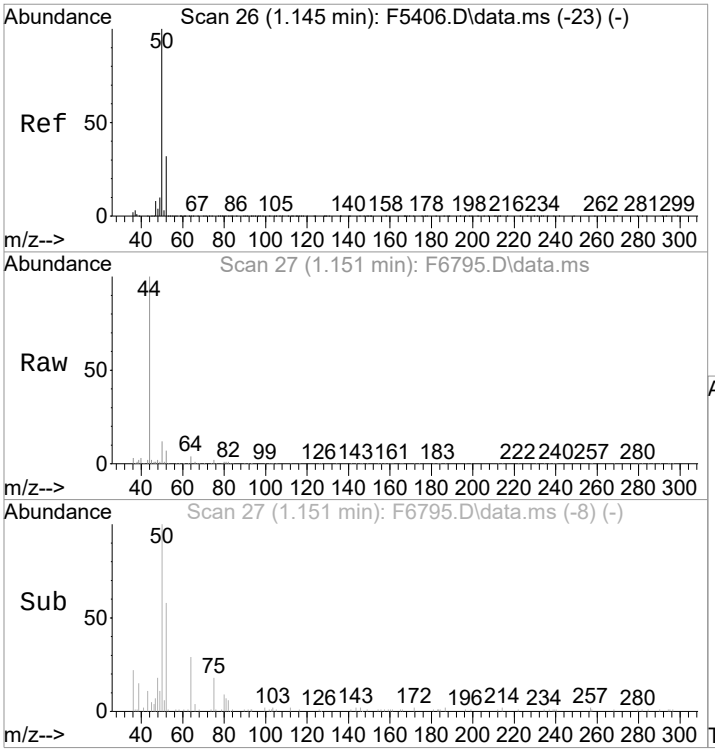

#3
Chloromethane
Concen: 0.32 ug/L
RT: 1.151 min Scan# 27
Delta R.T. -0.000 min
Lab File: F6795.D
Acq: 16 Jun 2021 1:32 pm

Tgt Ion: 50 Resp: 1491

Ion	Ratio	Lower	Upper
50	100		
52	58.4	12.3	52.3#

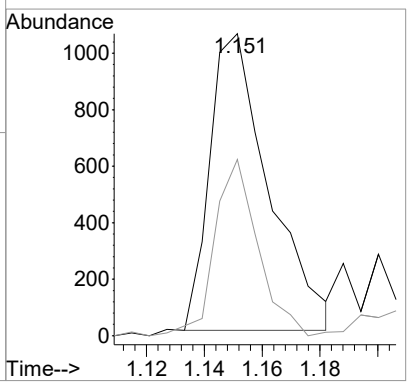

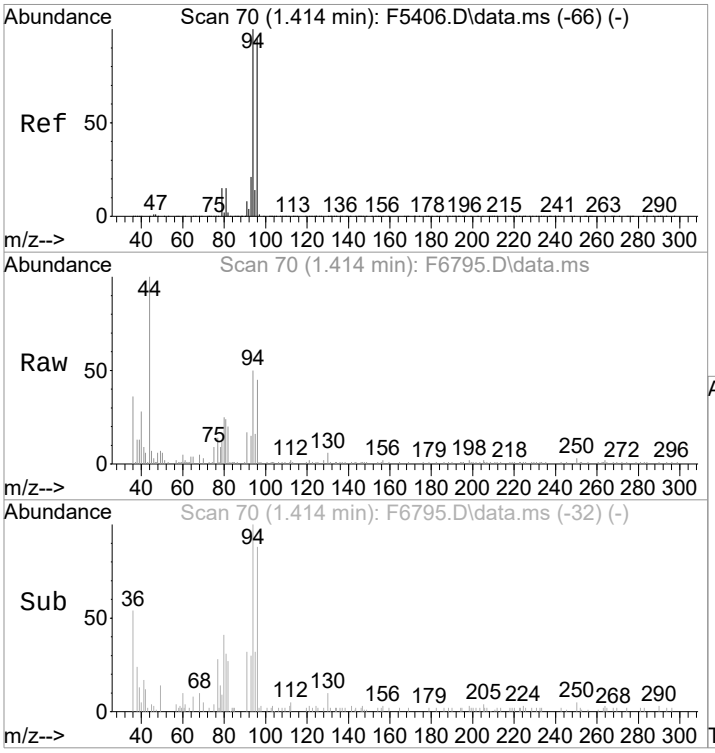

#5
Bromomethane
Concen: Below Cal
RT: 1.414 min Scan# 70
Delta R.T. 0.007 min
Lab File: F6795.D
Acq: 16 Jun 2021 1:32 pm

Tgt Ion: 94 Resp: 740

Ion	Ratio	Lower	Upper
94	100		
96	89.7	74.9	114.9

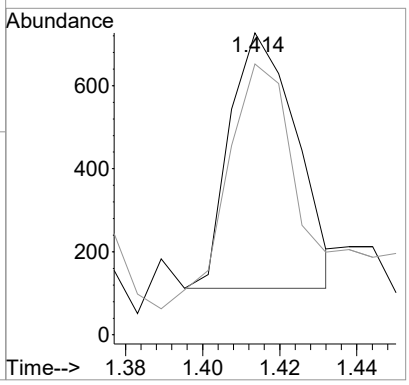

1st FN 06/17/21
2nd KR 06/17/21

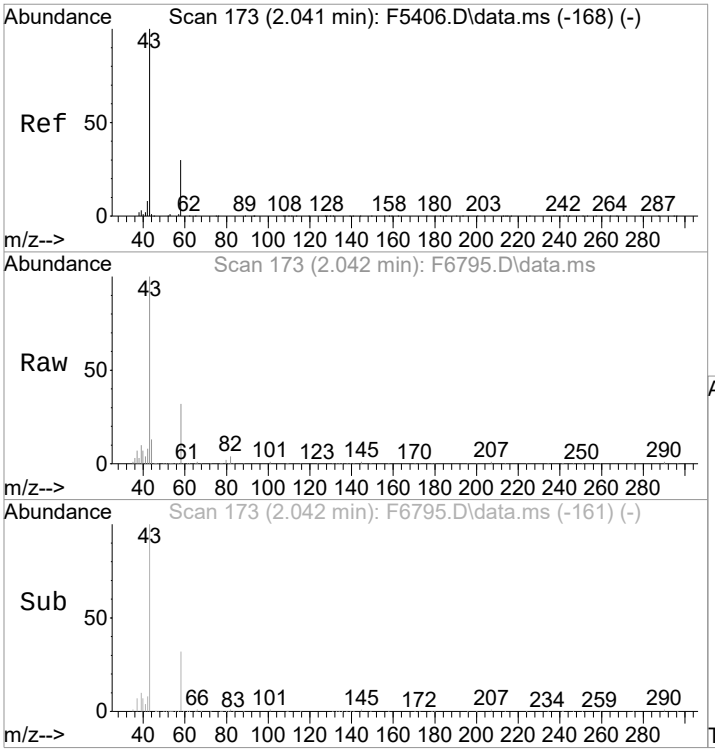

#15
Acetone
Concen: 1.37 ug/L
RT: 2.042 min Scan# 173
Delta R.T. 0.001 min
Lab File: F6795.D
Acq: 16 Jun 2021 1:32 pm

Tgt Ion: 43 Resp: 5481

Ion	Ratio	Lower	Upper
43	100		
58	31.6	8.9	48.9
42	8.2	0.0	27.9

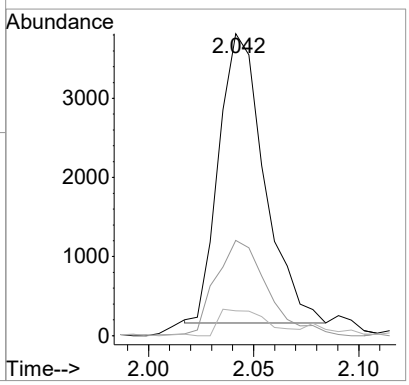

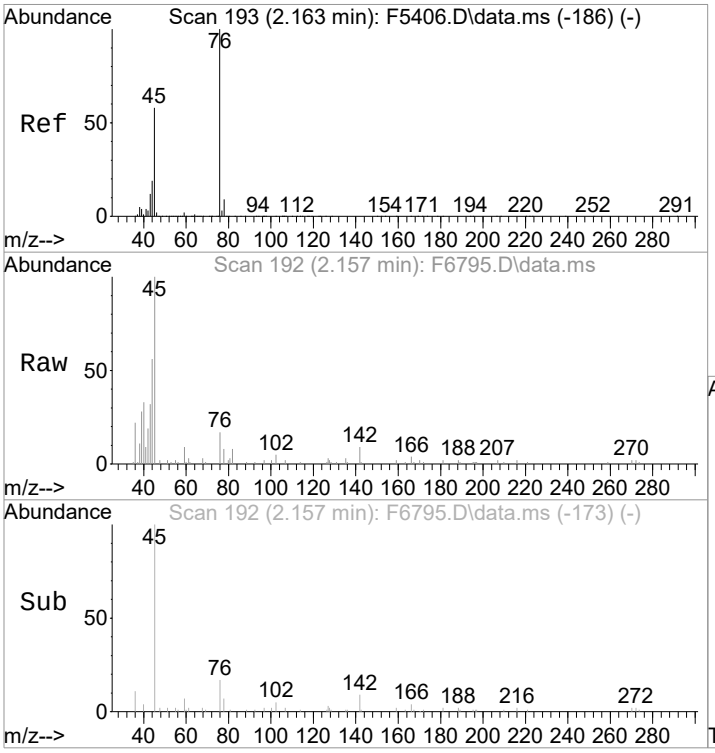

#16
2-Propanol
Concen: 4.19 ug/L
RT: 2.157 min Scan# 192
Delta R.T. 0.006 min
Lab File: F6795.D
Acq: 16 Jun 2021 1:32 pm

Tgt Ion: 45 Resp: 1635

Ion	Ratio	Lower	Upper
45	100		
43	31.7	0.0	40.0

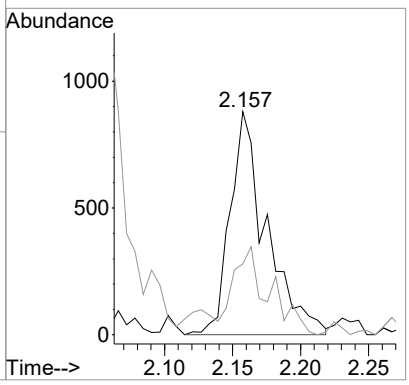

1st FN 06/17/21
2nd KR 06/17/21

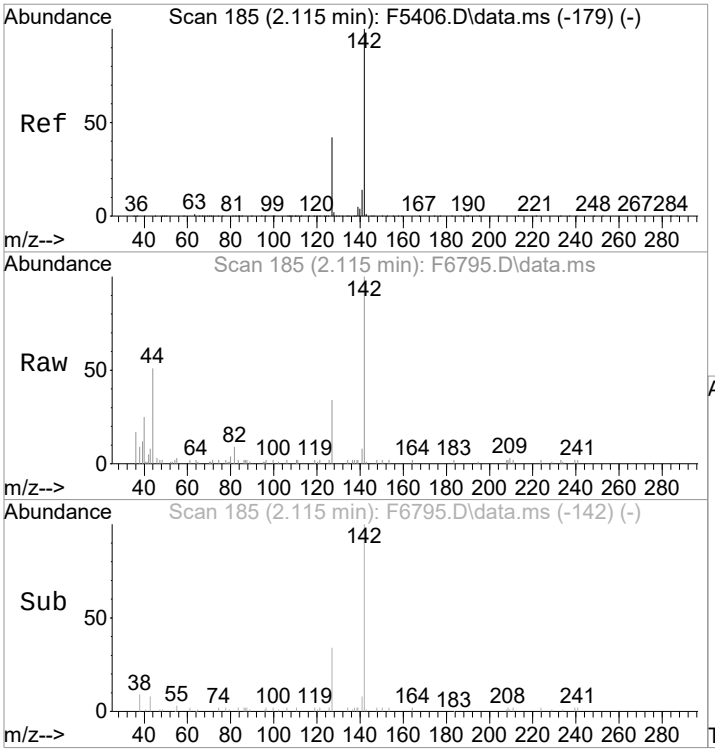

#17
Iodomethane
Concen: 3.22 ug/L
RT: 2.115 min Scan# 185
Delta R.T. 0.001 min
Lab File: F6795.D
Acq: 16 Jun 2021 1:32 pm

Tgt Ion:142 Resp: 1169

Ion	Ratio	Lower	Upper
142	100		
127	34.1	22.2	62.2

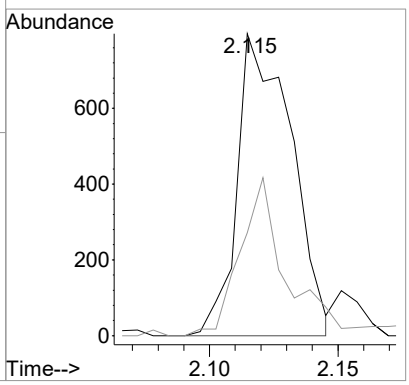

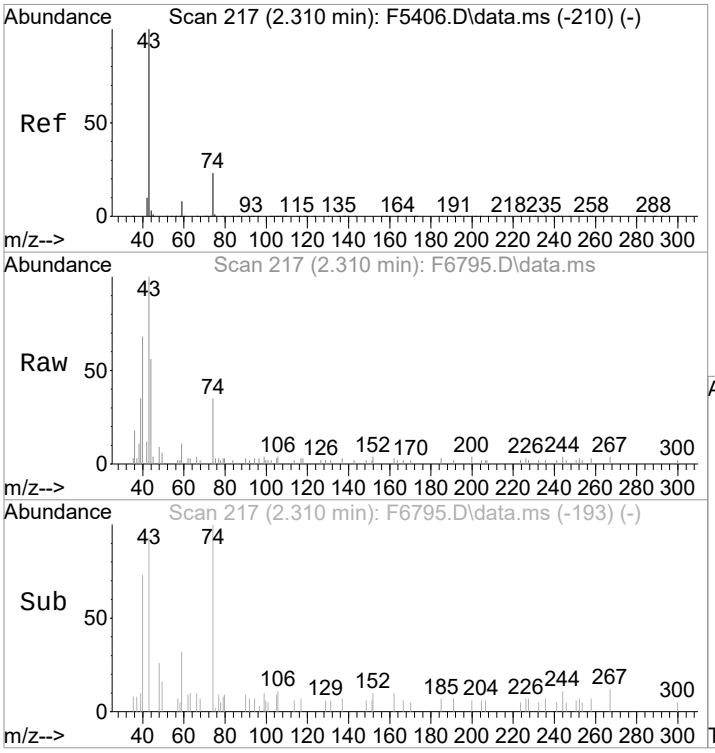

#21
Methyl Acetate
Concen: 0.28 ug/L m
RT: 2.310 min Scan# 217
Delta R.T. 0.006 min
Lab File: F6795.D
Acq: 16 Jun 2021 1:32 pm

Tgt Ion: 43 Resp: 883

Ion	Ratio	Lower	Upper
43	100		
59	11.2	0.0	28.5
74	35.2	3.4	43.4

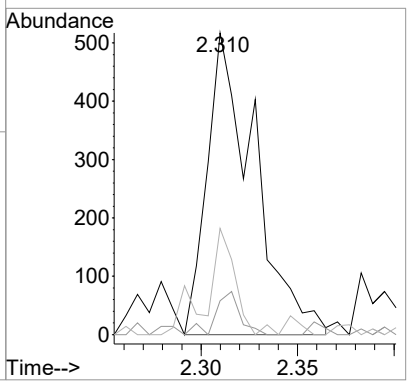

1st FN 06/17/21
2nd KR 06/17/21

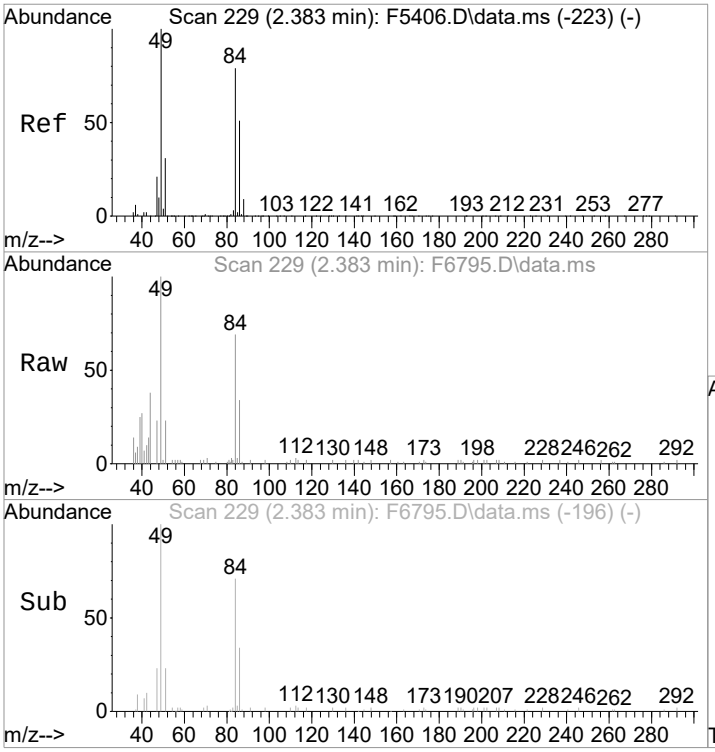

#22
Methylene Chloride
Concen: Below Cal
RT: 2.383 min Scan# 229
Delta R.T. 0.001 min
Lab File: F6795.D
Acq: 16 Jun 2021 1:32 pm

Tgt Ion: 84 Resp: 912

Ion	Ratio	Lower	Upper
84	100		
86	48.4	44.7	84.7
49	144.2	106.4	146.4
51	33.0	18.8	58.8

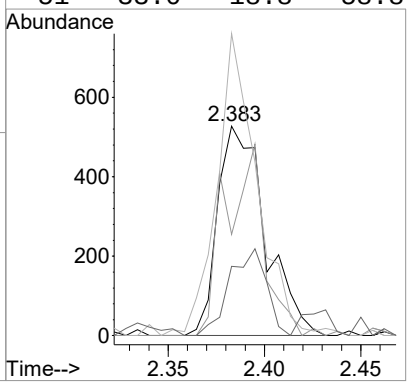

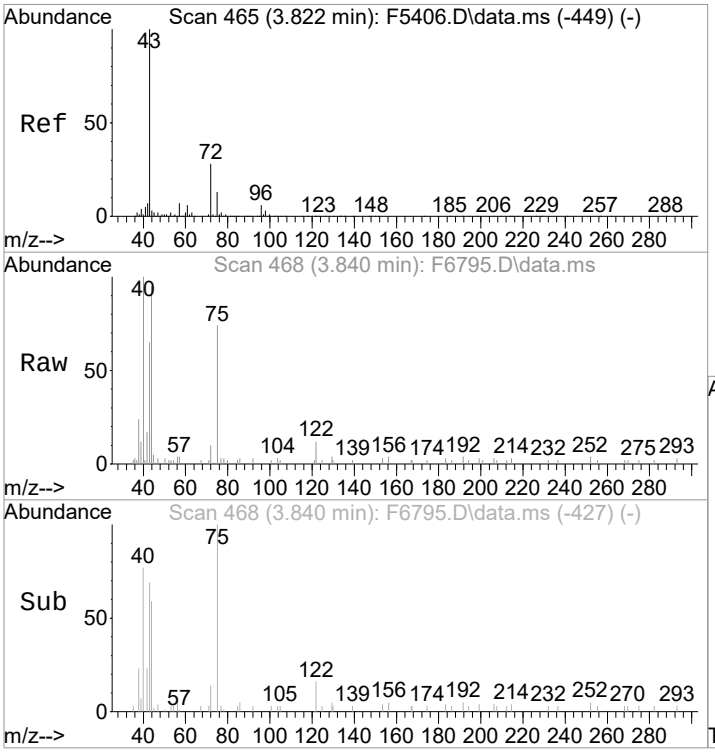

#34
2-Butanone
Concen: 0.81 ug/L m
RT: 3.840 min Scan# 468
Delta R.T. 0.024 min
Lab File: F6795.D
Acq: 16 Jun 2021 1:32 pm

Tgt Ion: 43 Resp: 1799

Ion	Ratio	Lower	Upper
43	100		
72	15.5	7.8	47.8
57	6.1	0.0	26.9

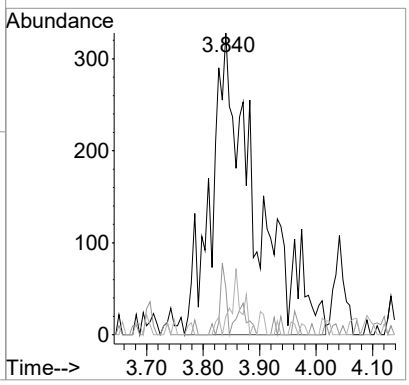

1st FN 06/17/21
2nd KR 06/17/21

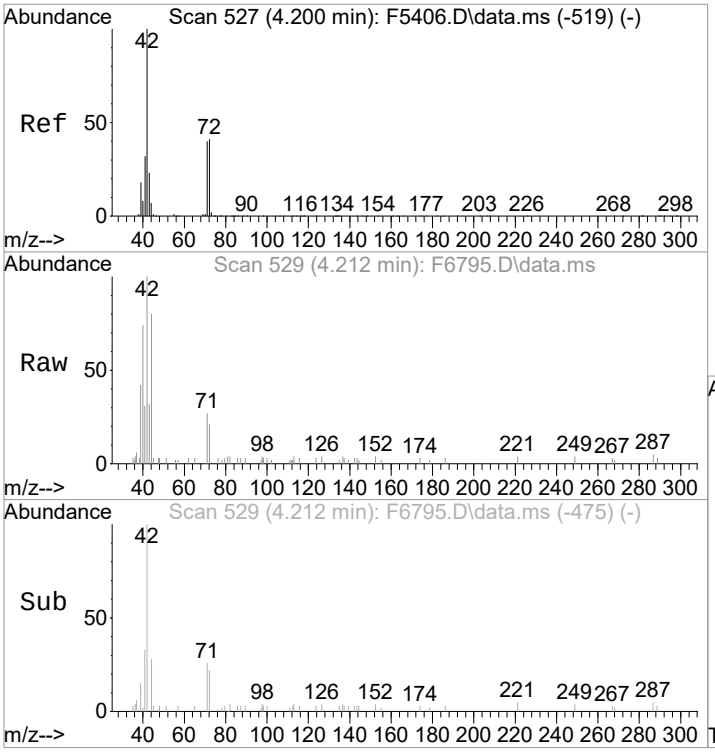

#38
Tetrahydrofuran
Concen: 0.88 ug/L m
RT: 4.212 min Scan# 529
Delta R.T. 0.012 min
Lab File: F6795.D
Acq: 16 Jun 2021 1:32 pm

Tgt Ion: 42 Resp: 1267

Ion	Ratio	Lower	Upper
42	100		
72	20.7	20.6	60.6

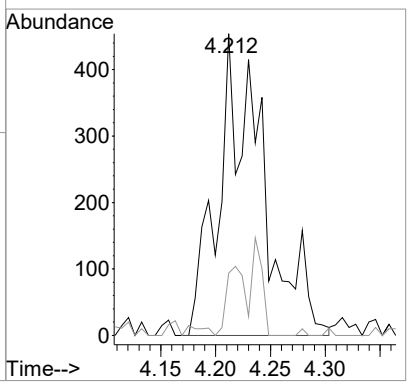

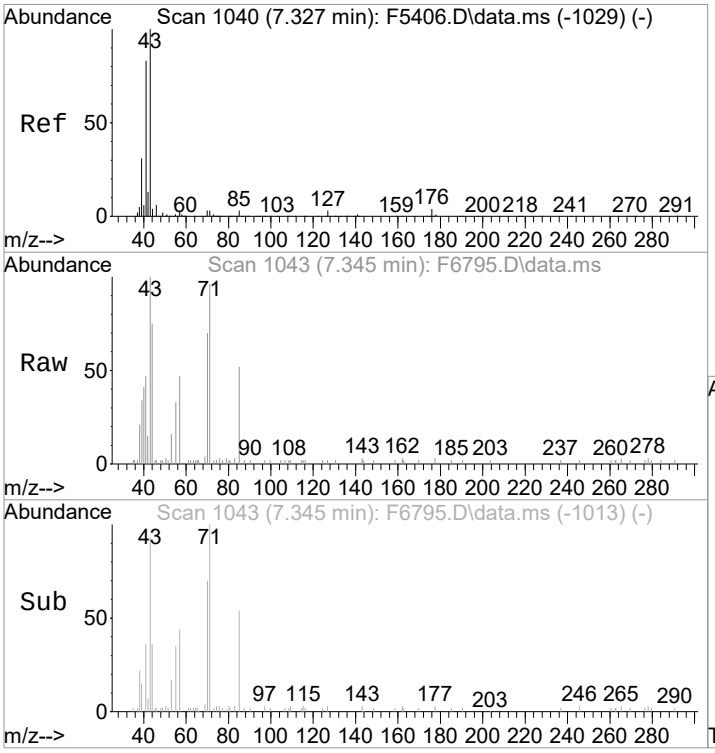

#60
2-Nitropropane
Concen: Below Cal
RT: 7.345 min Scan# 1043
Delta R.T. 0.012 min
Lab File: F6795.D
Acq: 16 Jun 2021 1:32 pm

Tgt Ion: 41 Resp: 529

Ion	Ratio	Lower	Upper
41	100		
43	214.6	100.3	140.3#

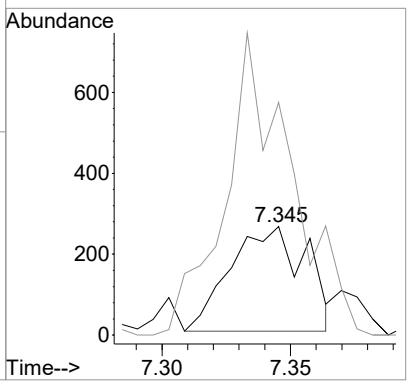

1st FN 06/17/21
2nd KR 06/17/21

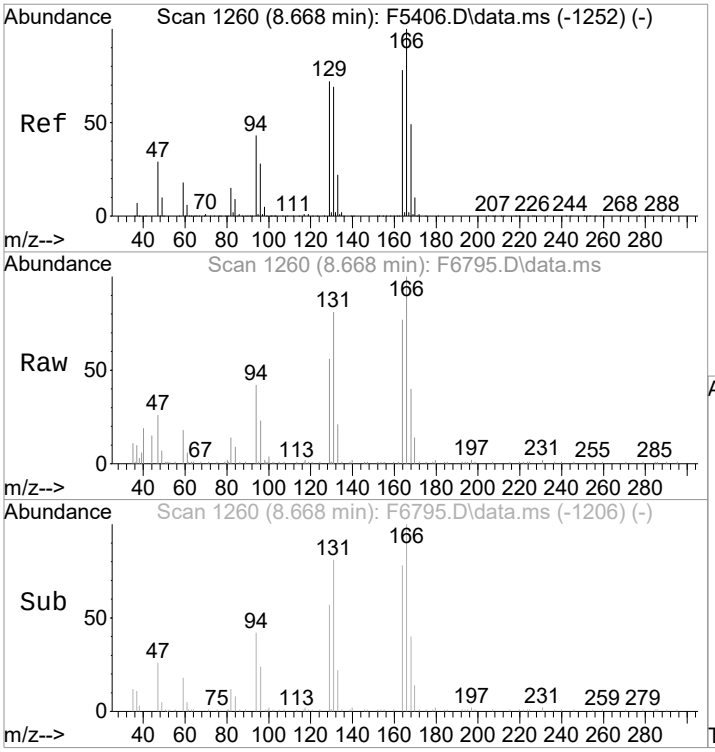

#71
Tetrachloroethene
Concen: 0.47 ug/L
RT: 8.668 min Scan# 1260
Delta R.T. -0.000 min
Lab File: F6795.D
Acq: 16 Jun 2021 1:32 pm

Tgt Ion:164 Resp: 1390

Ion	Ratio	Lower	Upper
164	100		
166	129.2	108.9	148.9
129	72.6	72.2	112.2
131	104.1	68.5	108.5

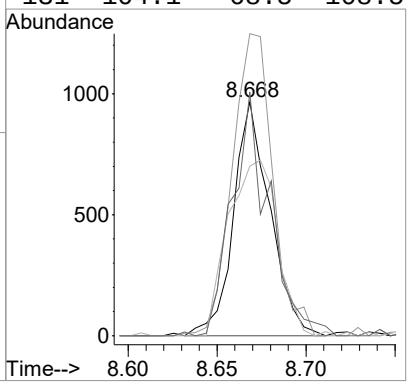

1st FN 06/17/21
2nd KR 06/17/21

Quantitation Report (Qedit)

Data Path : I:\ACQUDATA\MSVOA14\Data\061621\
Data File : F6796.D
Acq On : 16 Jun 2021 1:55 pm
Operator : F.NAEGLER
Sample : R2105887-007|1.00 Inst : MSVOA14
Misc : LUE 13584 T4
ALS Vial : 11 Sample Multiplier: 1

Quant Time: Jun 16 14:50:35 2021
Quant Method : I:\ACQUDATA\MSVOA14\Methods\S050321.M
Quant Title : MS#14 - 8260 SOILS 10ml PURGE
QLast Update : Tue May 04 08:45:11 2021
Response via : Initial Calibration

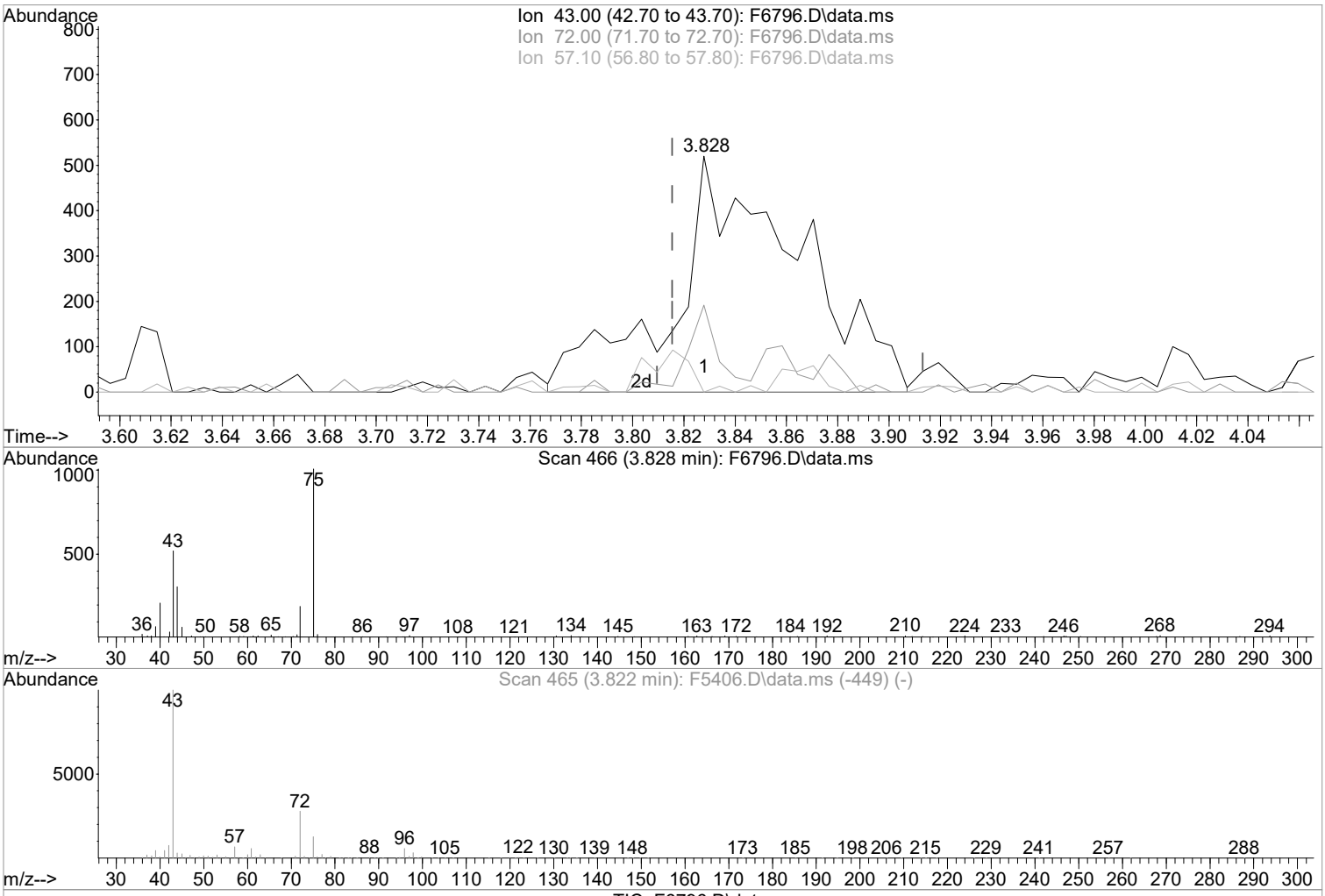

TIC: F6796.D\data.ms

(34) 2-Butanone (P)

3.828min (+0.012) 0.79 ug/L m

response 1796

Ion	Exp%	Act%
43.00	100	100
72.00	27.80	36.92
57.10	6.90	0.00
0.00	0.00	0.00

Manual Integration:

After

Poor integration.

06/17/21

1st FN 06/17/21
2nd KR 06/17/21

Quantitation Report (Qedit)

Data Path : I:\ACQUDATA\MSVOA14\Data\061621\
Data File : F6796.D
Acq On : 16 Jun 2021 1:55 pm
Operator : F.NAEGLER
Sample : R2105887-007|1.00 Inst : MSVOA14
Misc : LUE 13584 T4
ALS Vial : 11 Sample Multiplier: 1

Quant Time: Jun 16 14:50:35 2021
Quant Method : I:\ACQUDATA\MSVOA14\Methods\S050321.M
Quant Title : MS#14 - 8260 SOILS 10ml PURGE
QLast Update : Tue May 04 08:45:11 2021
Response via : Initial Calibration

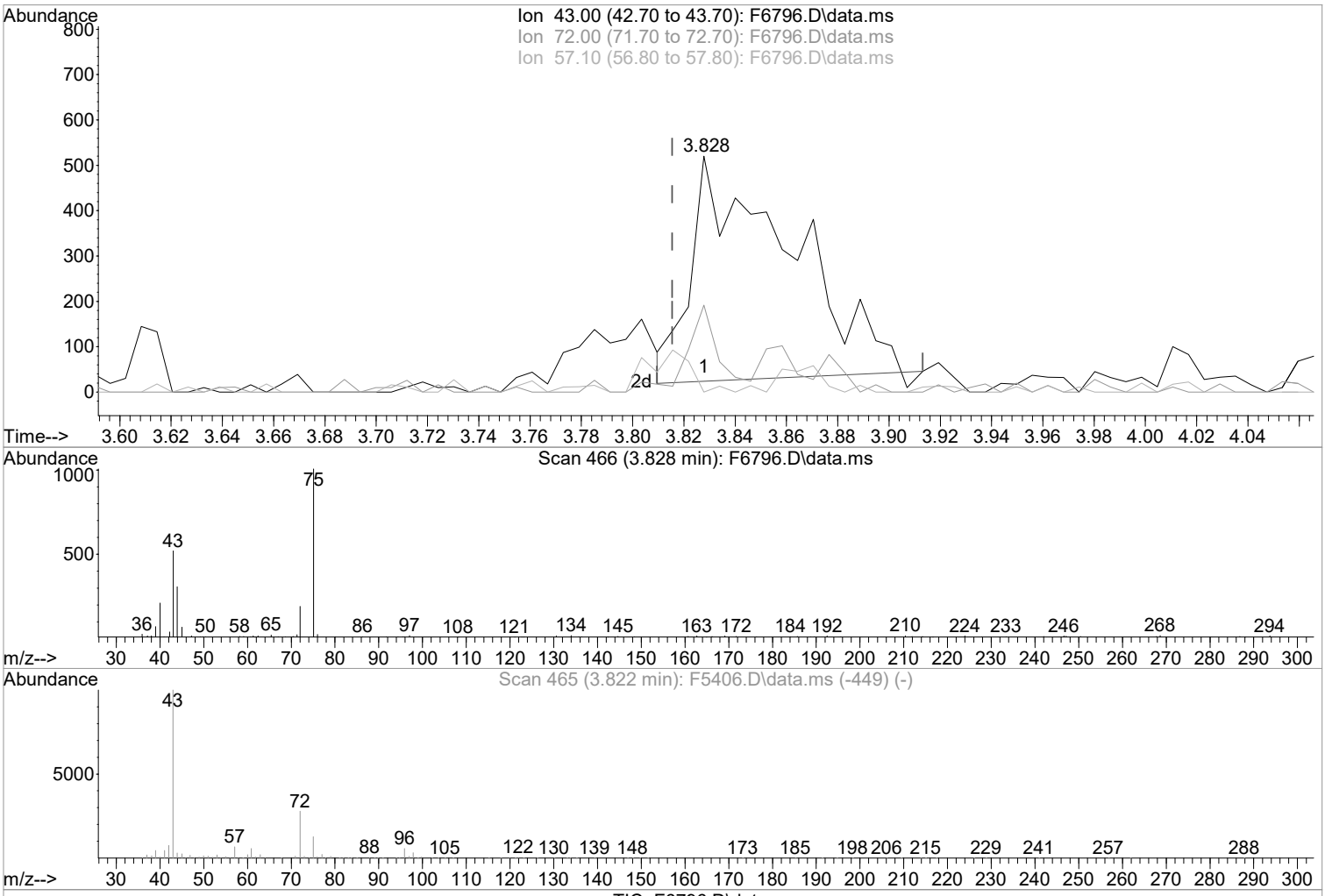

TIC: F6796.D\data.ms

(34) 2-Butanone (P)

3.828min (+0.012) 0.58 ug/L

response 1320

Ion	Exp%	Act%
43.00	100	100
72.00	27.80	36.92
57.10	6.90	0.00
0.00	0.00	0.00

Manual Integration:

Before

06/17/21

1st FN 06/17/21
2nd KR 06/17/21

Quantitation Report (Qedit)

Data Path : I:\ACQUDATA\MSVOA14\Data\061621\
Data File : F6796.D
Acq On : 16 Jun 2021 1:55 pm
Operator : F.NAEGLER
Sample : R2105887-007|1.00 Inst : MSVOA14
Misc : LUE 13584 T4
ALS Vial : 11 Sample Multiplier: 1

Quant Time: Jun 16 14:50:15 2021
Quant Method : I:\ACQUDATA\MSVOA14\Methods\S050321.M
Quant Title : MS#14 - 8260 SOILS 10ml PURGE
QLast Update : Tue May 04 08:45:11 2021
Response via : Initial Calibration

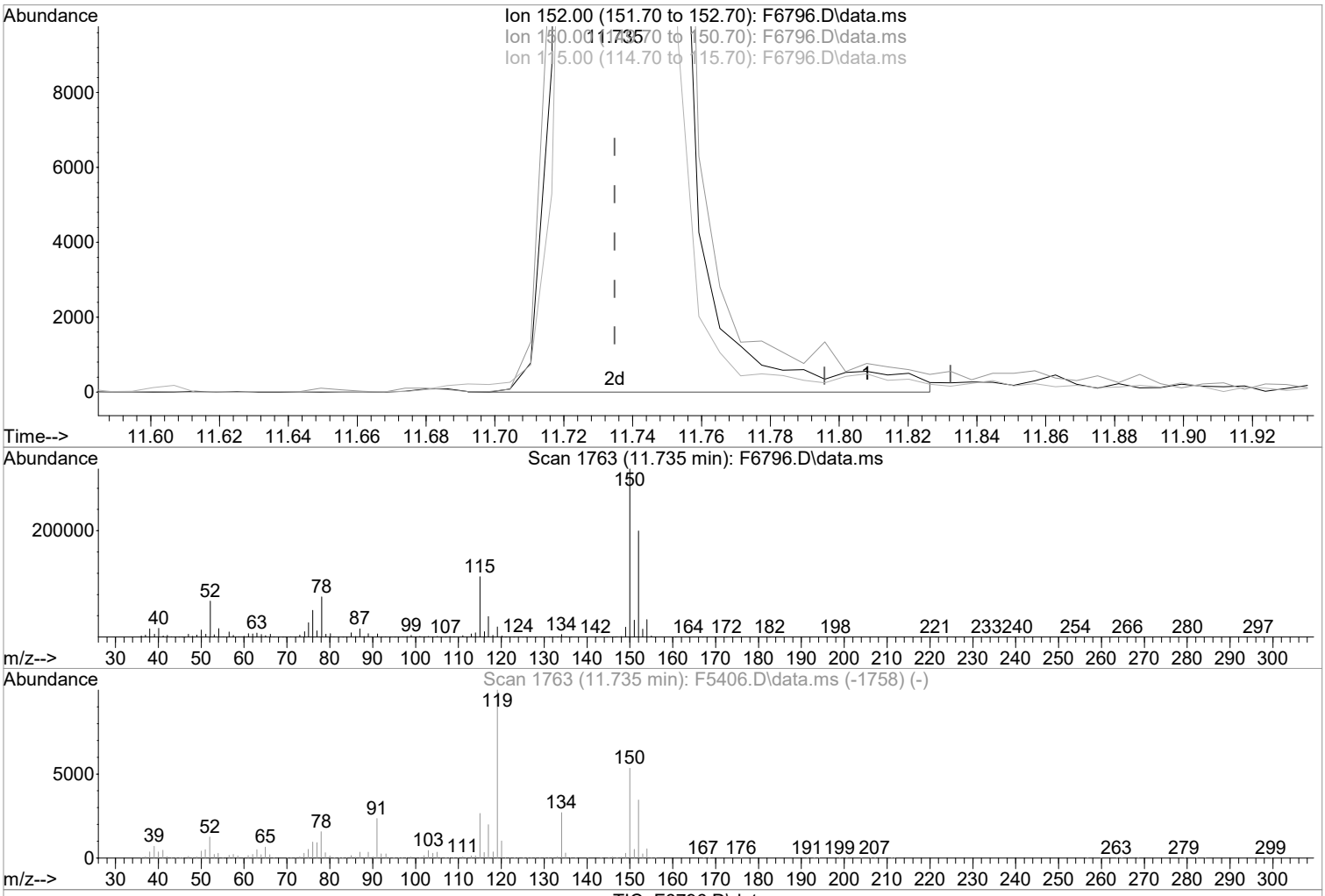

(87) 1,4-Dichlorobenzene-d4 (i)

11.735min (+0.000) 50.00 ug/L m

response 237460

Ion	Exp%	Act%
152.00	100	100
150.00	154.80	158.57
115.00	77.00	57.00#
0.00	0.00	0.00

Manual Integration:

After

Peak not found.

06/16/21

1st FN 06/17/21
2nd KR 06/17/21

Quantitation Report (Qedit)

Data Path : I:\ACQUDATA\MSVOA14\Data\061621\
Data File : F6796.D
Acq On : 16 Jun 2021 1:55 pm
Operator : F.NAEGLER
Sample : R2105887-007|1.00 Inst : MSVOA14
Misc : LUE 13584 T4
ALS Vial : 11 Sample Multiplier: 1

Quant Time: Jun 16 14:50:15 2021
Quant Method : I:\ACQUDATA\MSVOA14\Methods\S050321.M
Quant Title : MS#14 - 8260 SOILS 10ml PURGE
QLast Update : Tue May 04 08:45:11 2021
Response via : Initial Calibration

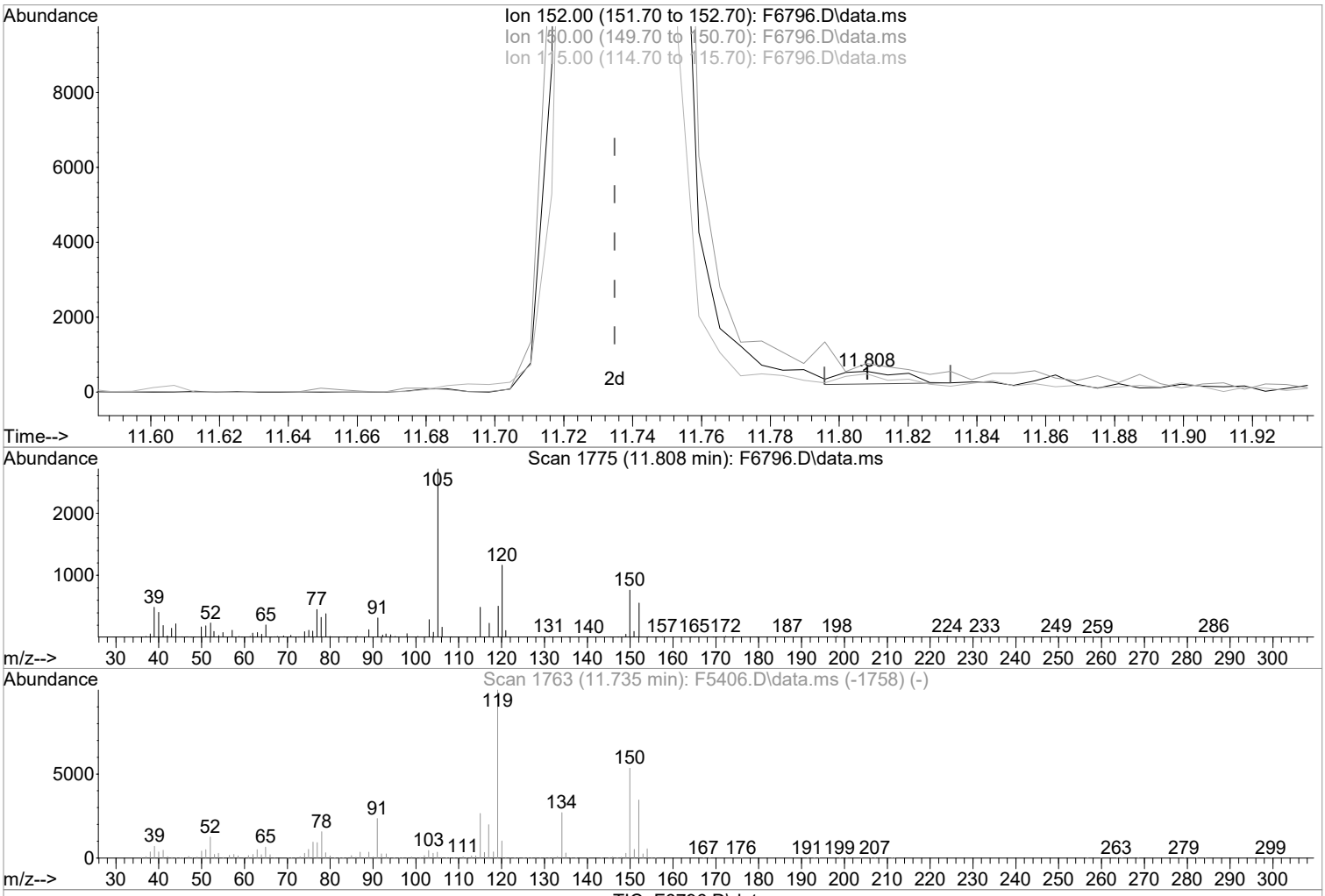

(87) 1,4-Dichlorobenzene-d4 (i)

11.808min (+0.073) 50.00 ug/L

response 436

Ion	Exp%	Act%
152.00	100	100
150.00	154.80	136.80
115.00	77.00	87.97
0.00	0.00	0.00

Manual Integration:

Before

06/16/21

1st FN 06/17/21
2nd WR 06/17/21

Quantitation Report (QT Reviewed)

Data Path : I:\ACQUDATA\MSVOA14\Data\061621\
Data File : F6796.D
Acq On : 16 Jun 2021 1:55 pm
Operator : F.NAEGLER
Sample : R2105887-007|1.00 Inst : MSVOA14
Misc : LUE 13584 T4
ALS Vial : 11 Sample Multiplier: 1

Quant Time: Jun 17 15:25:18 2021
Quant Method : I:\ACQUDATA\MSVOA14\Methods\S050321.M
Quant Title : MS#14 - 8260 SOILS 10ml PURGE
QLast Update : Tue May 04 08:45:11 2021
Response via : Initial Calibration

Compound	R.T.	QIon	Response	Conc Units	Dev(Min)
Internal Standards					
1) Pentafluorobenzene	4.681	168	394564	50.00 ug/L	0.00
42) 1,4-Difluorobenzene	5.931	114	601354	50.00 ug/L	0.00
70) d5-Chlorobenzene	9.577	117	526274	50.00 ug/L	0.00
87) 1,4-Dichlorobenzene-d4	11.735	152	237460m	50.00 ug/L	0.00
System Monitoring Compounds					
44) SURR4,Dibrflmethane	4.529	113	178650	45.77 ug/L	0.00
Spiked Amount 50.000	Range 63 - 138		Recovery = 91.54%		
47) SURR1,1,2-dichloroetha...	5.114	65	223564	50.09 ug/L	0.00
Spiked Amount 50.000	Range 67 - 128		Recovery = 100.18%		
64) SURR3,Toluene-d8	7.943	98	736215	50.14 ug/L	0.00
Spiked Amount 50.000	Range 66 - 138		Recovery = 100.28%		
69) SURR2,BFB	10.723	95	245295	43.37 ug/L	0.00
Spiked Amount 50.000	Range 31 - 154		Recovery = 86.74%		
Target Compounds					Qvalue
3) Chloromethane	1.152	50	1330	0.28 ug/L	67
15) Acetone	2.042	43	17295	10.16 ug/L	90
17) Iodomethane	2.121	142	860	3.14 ug/L	80
21) Methyl Acetate	2.322	43	1008	0.31 ug/L	78
22) Methylene Chloride	2.389	84	949	Below Cal #	78
34) 2-Butanone	3.828	43	1796m	0.79 ug/L	
38) Tetrahydrofuran	4.212	42	984	0.67 ug/L #	61
53) Trichloroethene	6.303	130	4410	1.07 ug/L	91
71) Tetrachloroethene	8.668	164	20515	7.03 ug/L	95
94) 1,3,5-Trimethylbenzene	11.137	105	3854	0.32 ug/L	93
96) 1,2,4-Trimethylbenzene	11.460	105	3630	0.30 ug/L	83
98) p-Isopropyltoluene	11.735	119	23923	1.83 ug/L	91

(#) = qualifier out of range (m) = manual integration (+) = signals summed

Quantitation Report (QT Reviewed)

Data Path : I:\ACQUDATA\MSVOA14\Data\061621\
Data File : F6796.D
Acq On : 16 Jun 2021 1:55 pm
Operator : F.NAEGLER
Sample : R2105887-007|1.00 Inst : MSVOA14
Misc : LUE 13584 T4
ALS Vial : 11 Sample Multiplier: 1

Quant Time: Jun 17 15:25:18 2021
Quant Method : I:\ACQUDATA\MSVOA14\Methods\S050321.M
Quant Title : MS#14 - 8260 SOILS 10ml PURGE
QLast Update : Tue May 04 08:45:11 2021
Response via : Initial Calibration

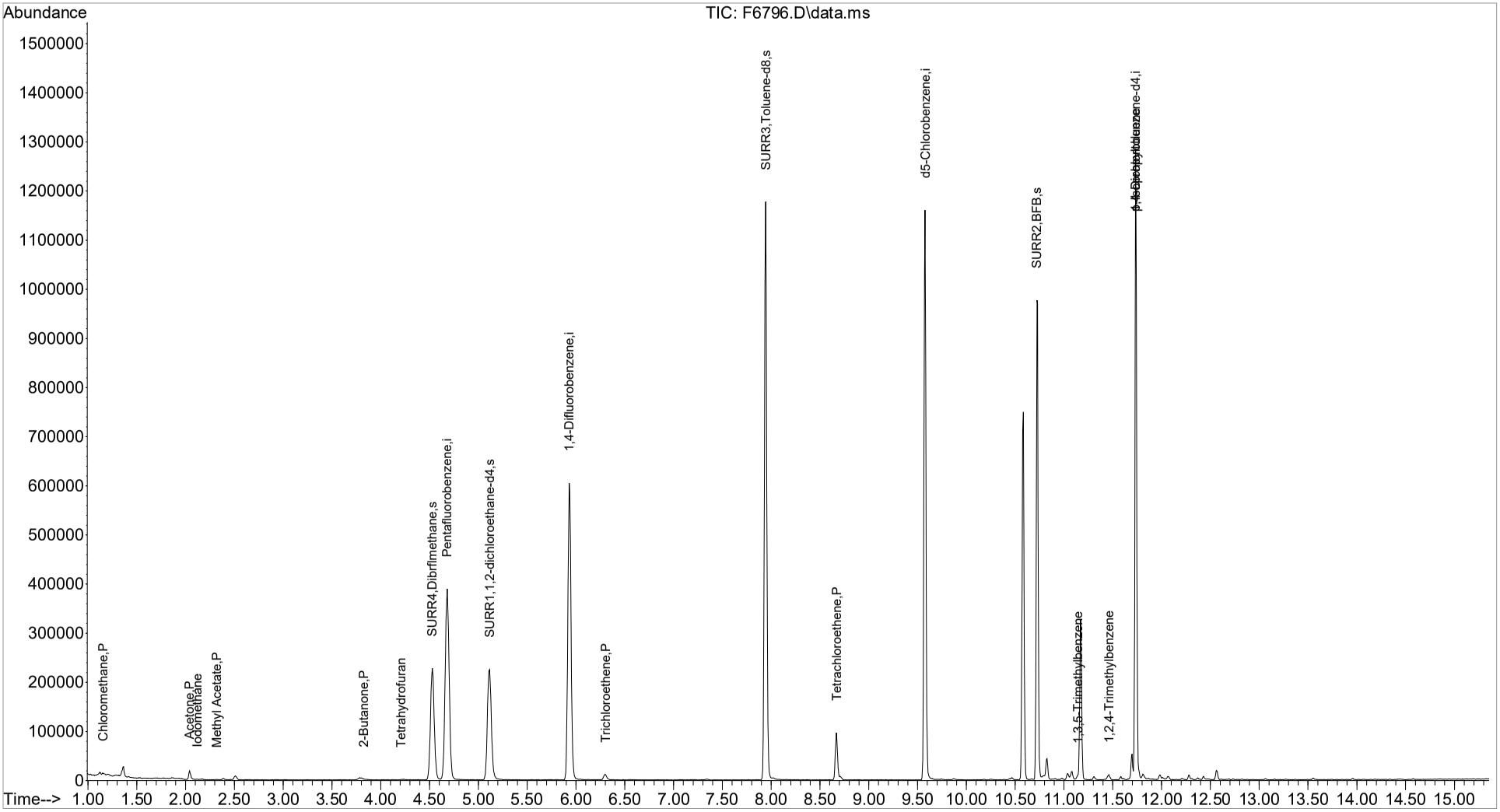

1st FN 06/17/21
2nd NR 06/17/21

1st FN 06/17/21
2nd KR 06/17/21

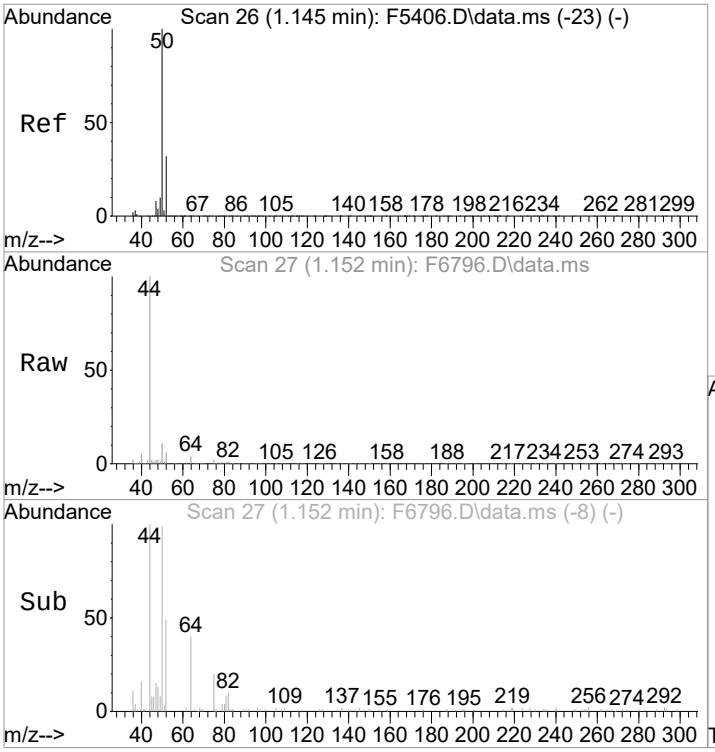

#3
Chloromethane
Concen: 0.28 ug/L
RT: 1.152 min Scan# 27
Delta R.T. 0.000 min
Lab File: F6796.D
Acq: 16 Jun 2021 1:55 pm

Tgt Ion: 50 Resp: 1330

Ion	Ratio	Lower	Upper
50	100		
52	50.8	12.3	52.3

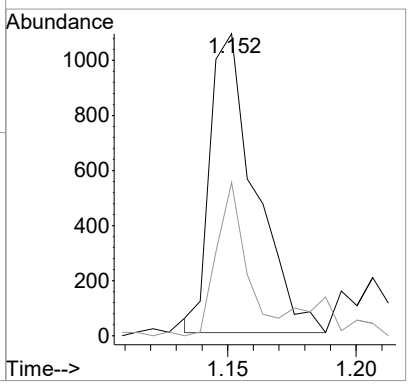

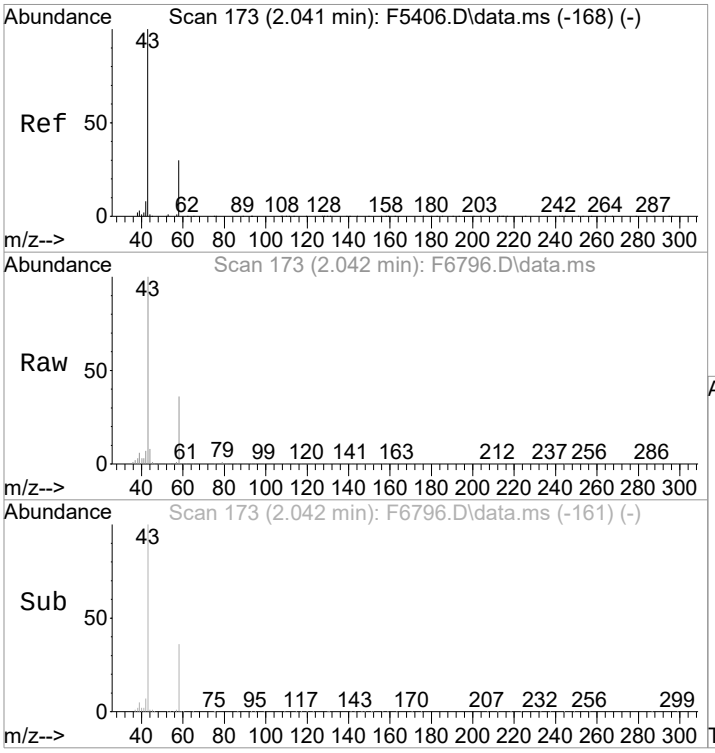

#15
Acetone
Concen: 10.16 ug/L
RT: 2.042 min Scan# 173
Delta R.T. 0.001 min
Lab File: F6796.D
Acq: 16 Jun 2021 1:55 pm

Tgt Ion: 43 Resp: 17295

Ion	Ratio	Lower	Upper
43	100		
58	35.7	8.9	48.9
42	7.5	0.0	27.9

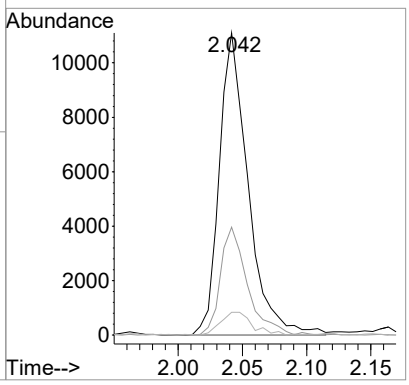

1st FN 06/17/21
2nd KR 06/17/21

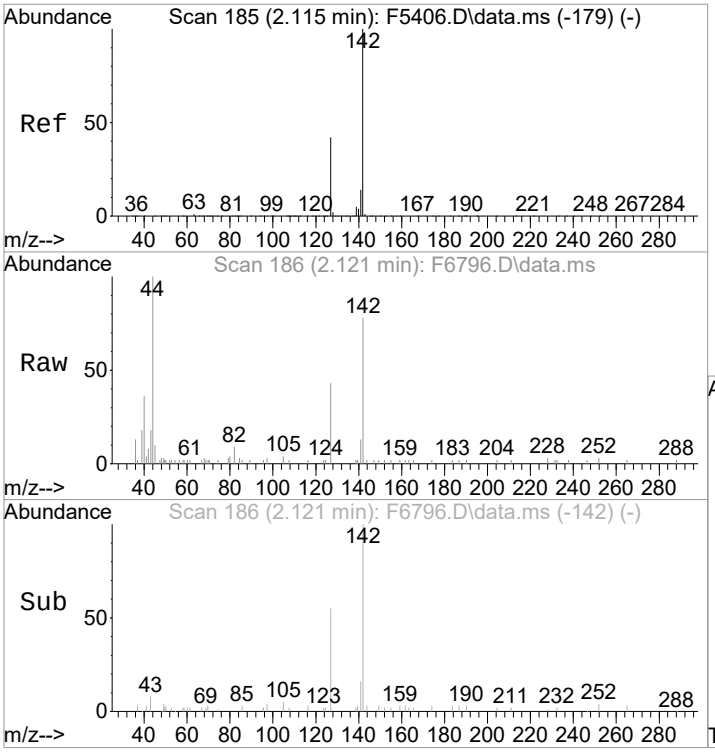

#17
Iodomethane
Concen: 3.14 ug/L
RT: 2.121 min Scan# 186
Delta R.T. 0.007 min
Lab File: F6796.D
Acq: 16 Jun 2021 1:55 pm

Tgt Ion:142 Resp: 860

Ion	Ratio	Lower	Upper
142	100		
127	54.8	22.2	62.2

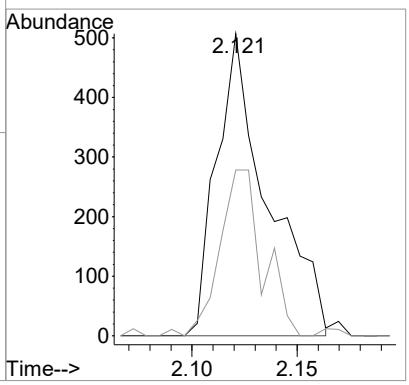

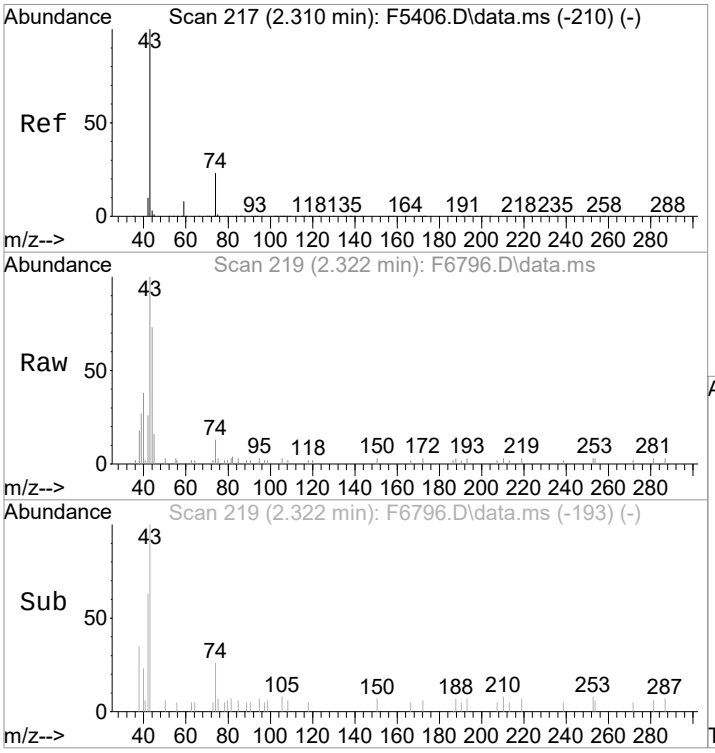

#21
Methyl Acetate
Concen: 0.31 ug/L
RT: 2.322 min Scan# 219
Delta R.T. 0.018 min
Lab File: F6796.D
Acq: 16 Jun 2021 1:55 pm

Tgt Ion: 43 Resp: 1008

Ion	Ratio	Lower	Upper
43	100		
59	0.0	0.0	28.5
74	13.1	3.4	43.4

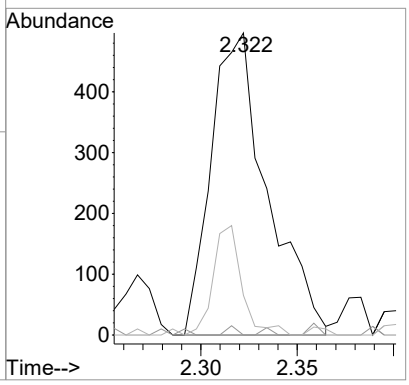

1st FN 06/17/21
2nd KR 06/17/21

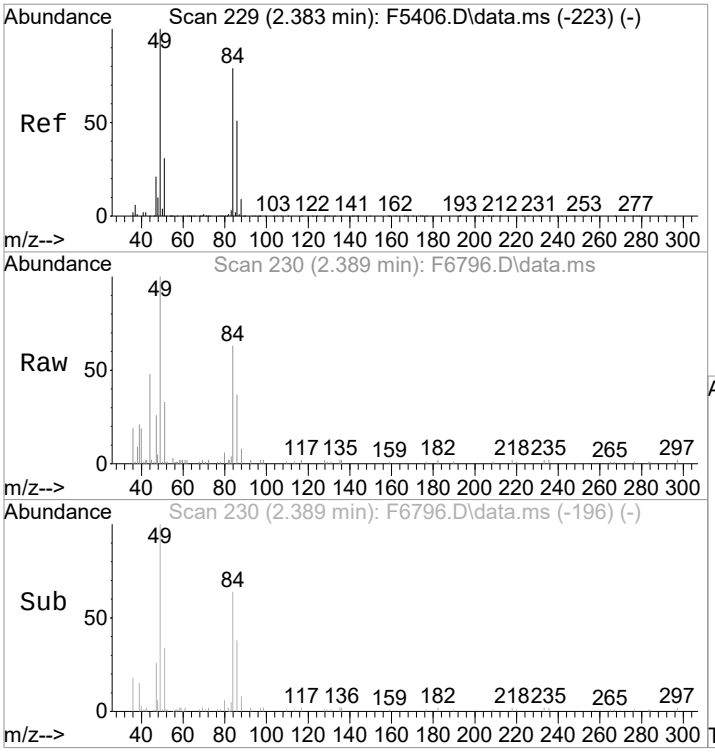

#22
Methylene Chloride
Concen: Below Cal
RT: 2.389 min Scan# 230
Delta R.T. 0.007 min
Lab File: F6796.D
Acq: 16 Jun 2021 1:55 pm

Tgt Ion: 84 Resp: 949

Ion	Ratio	Lower	Upper
84	100		
86	58.5	44.7	84.7
49	158.0	106.4	146.4#
51	54.5	18.8	58.8

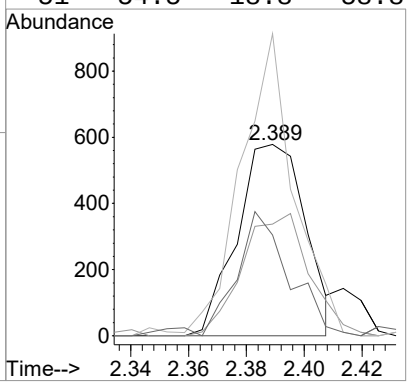

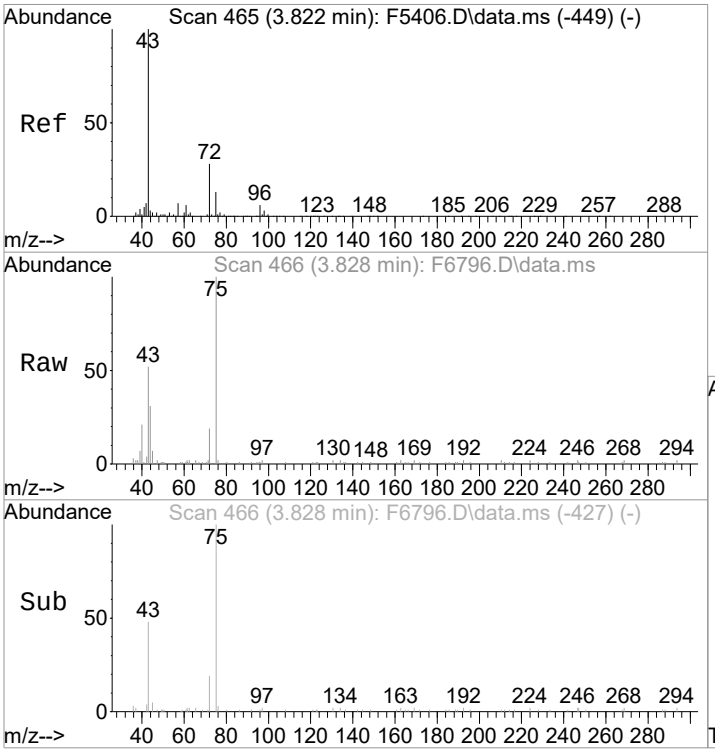

#34
2-Butanone
Concen: 0.79 ug/L m
RT: 3.828 min Scan# 466
Delta R.T. 0.012 min
Lab File: F6796.D
Acq: 16 Jun 2021 1:55 pm

Tgt Ion: 43 Resp: 1796

Ion	Ratio	Lower	Upper
43	100		
72	36.9	7.8	47.8
57	0.0	0.0	26.9

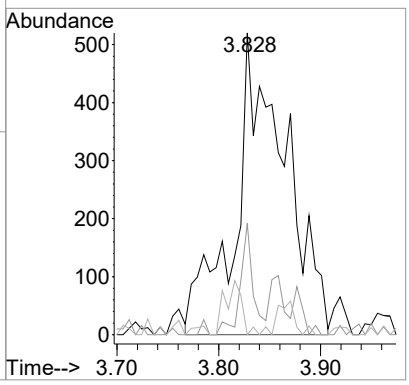

1st FN 06/17/21
2nd KR 06/17/21

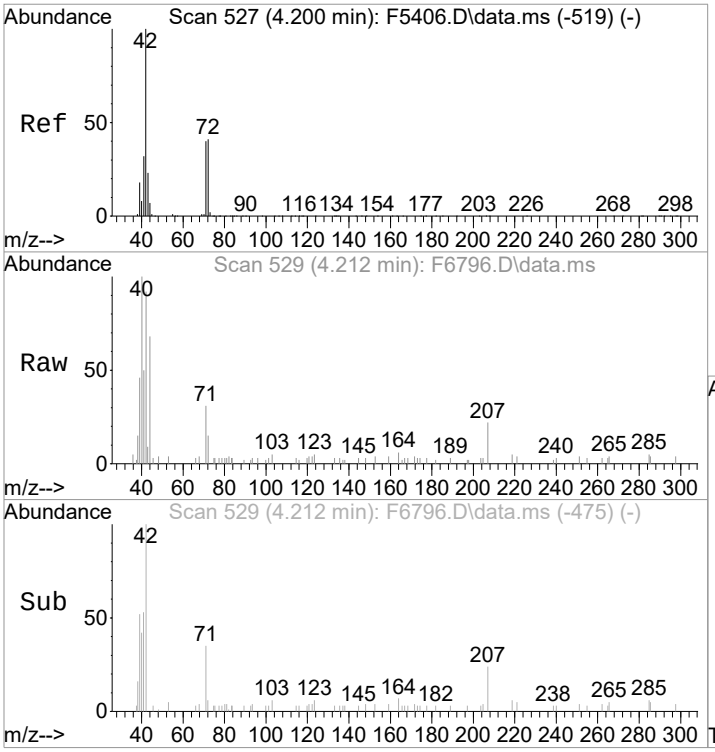

#38
Tetrahydrofuran
Concen: 0.67 ug/L
RT: 4.212 min Scan# 529
Delta R.T. 0.012 min
Lab File: F6796.D
Acq: 16 Jun 2021 1:55 pm

Tgt Ion: 42 Resp: 984

Ion	Ratio	Lower	Upper
42	100		
72	16.4	20.6	60.6#

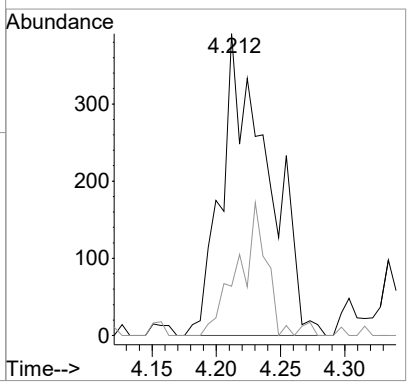

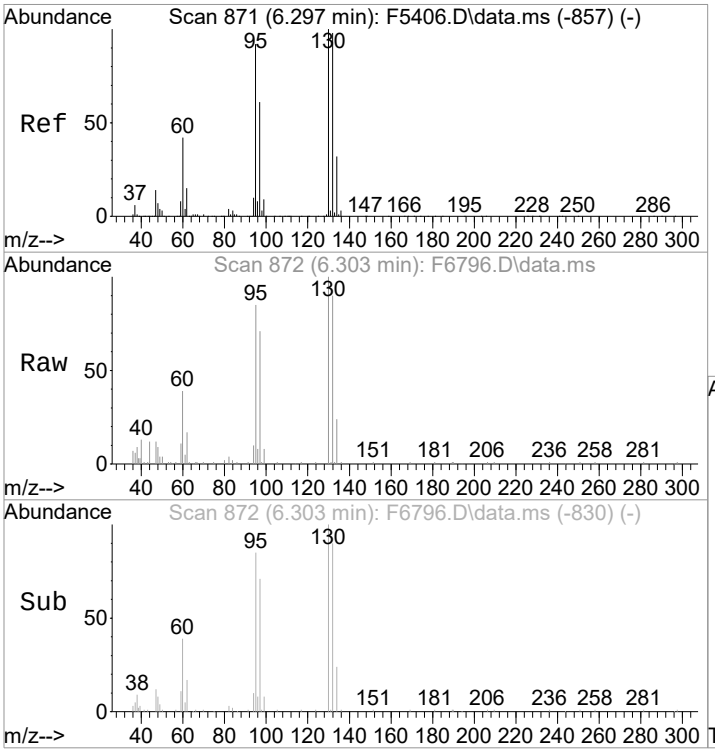

#53
Trichloroethene
Concen: 1.07 ug/L
RT: 6.303 min Scan# 872
Delta R.T. 0.006 min
Lab File: F6796.D
Acq: 16 Jun 2021 1:55 pm

Tgt Ion:130 Resp: 4410

Ion	Ratio	Lower	Upper
130	100		
132	90.3	77.8	117.8
95	84.5	71.8	111.8
97	70.6	41.4	81.4

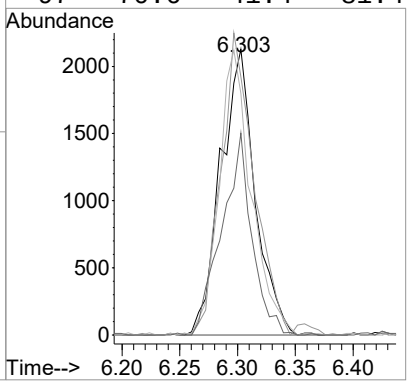

1st FN 06/17/21
2nd KR 06/17/21

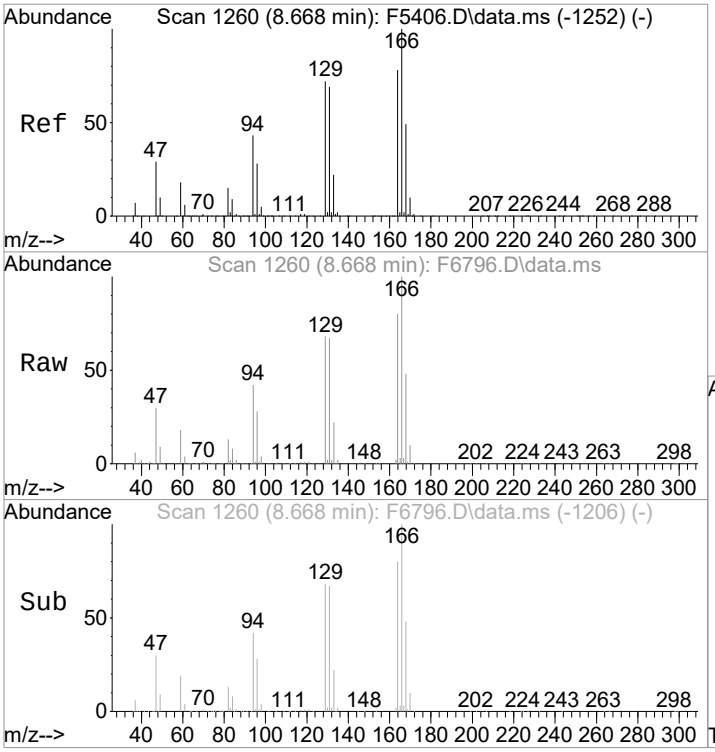

#71
Tetrachloroethene
Concen: 7.03 ug/L
RT: 8.668 min Scan# 1260
Delta R.T. 0.000 min
Lab File: F6796.D
Acq: 16 Jun 2021 1:55 pm

Tgt Ion:164 Resp: 20515

Ion	Ratio	Lower	Upper
164	100		
166	124.5	108.9	148.9
129	85.1	72.2	112.2
131	83.3	68.5	108.5

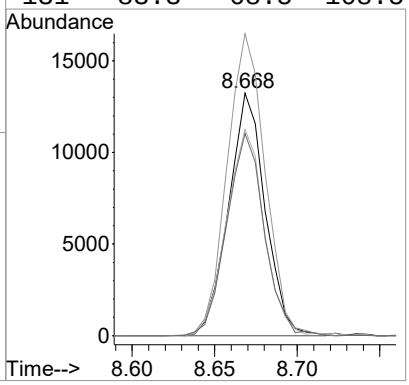

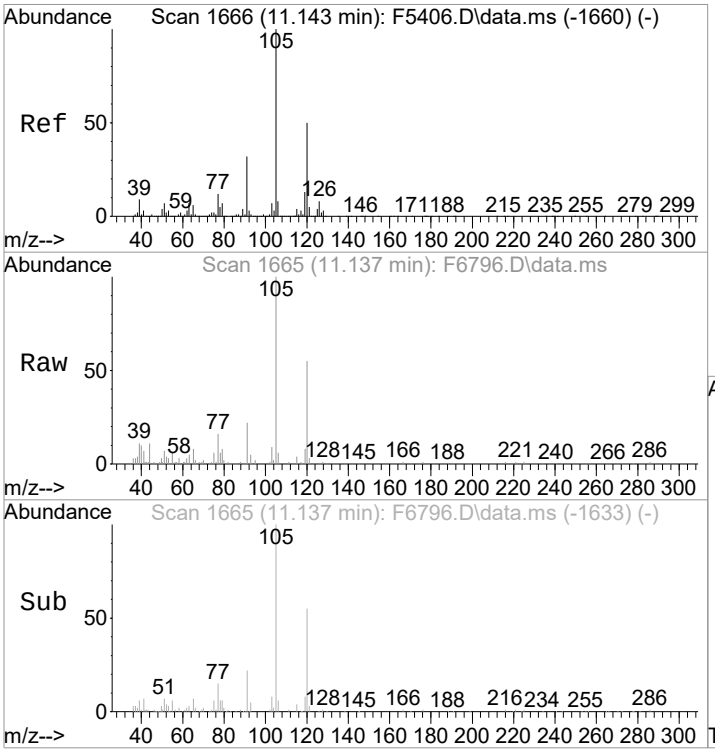

#94
1,3,5-Trimethylbenzene
Concen: 0.32 ug/L
RT: 11.137 min Scan# 1665
Delta R.T. 0.000 min
Lab File: F6796.D
Acq: 16 Jun 2021 1:55 pm

Tgt Ion:105 Resp: 3854

Ion	Ratio	Lower	Upper
105	100		
120	54.8	30.2	70.2
77	16.3	0.0	32.4

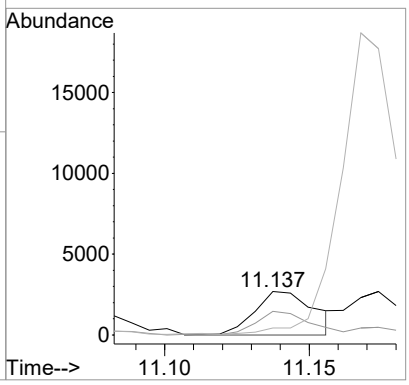

1st FN 06/17/21
2nd KR 06/17/21

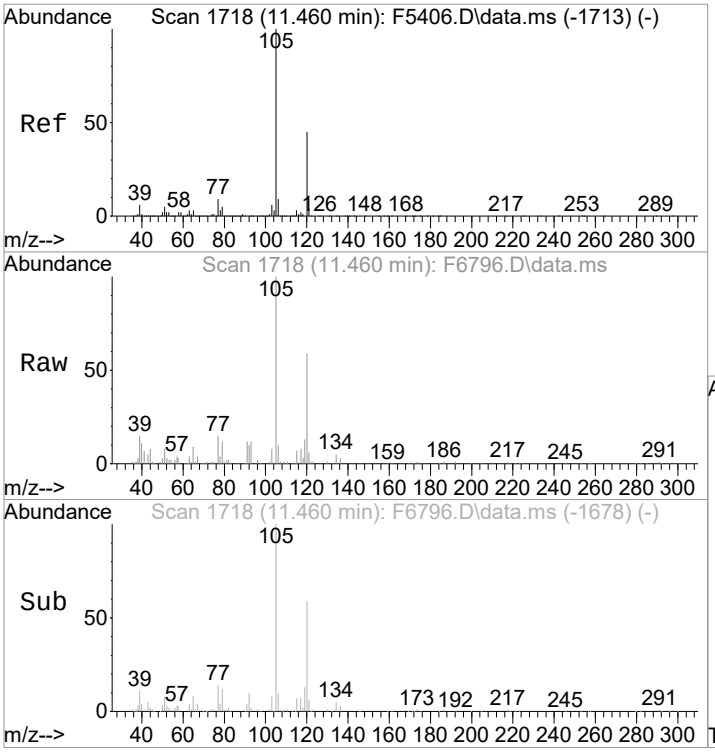

#96
1,2,4-Trimethylbenzene
Concen: 0.30 ug/L
RT: 11.460 min Scan# 1718
Delta R.T. 0.000 min
Lab File: F6796.D
Acq: 16 Jun 2021 1:55 pm

Tgt Ion:105 Resp: 3630

Ion	Ratio	Lower	Upper
105	100		
120	58.9	27.5	67.5
65	8.7	0.0	24.6

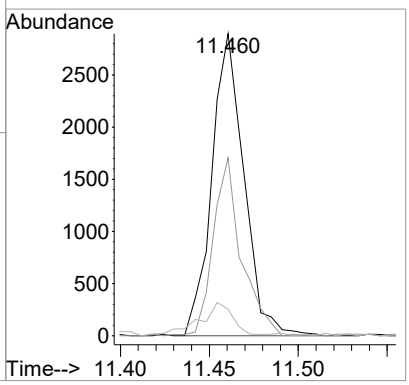

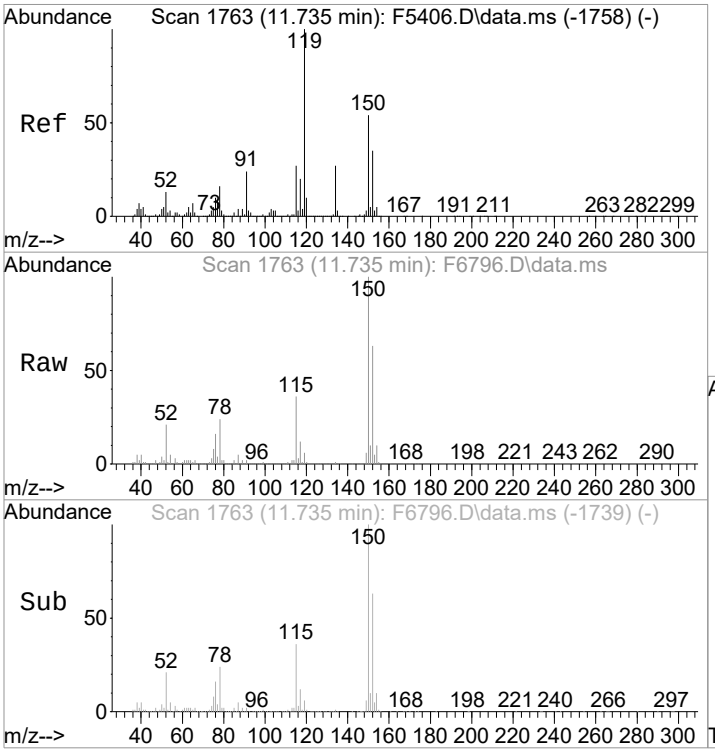

#98
p-Isopropyltoluene
Concen: 1.83 ug/L
RT: 11.735 min Scan# 1763
Delta R.T. 0.000 min
Lab File: F6796.D
Acq: 16 Jun 2021 1:55 pm

Tgt Ion:119 Resp: 23923

Ion	Ratio	Lower	Upper
119	100		
134	24.3	7.1	47.1
91	30.6	3.6	43.6

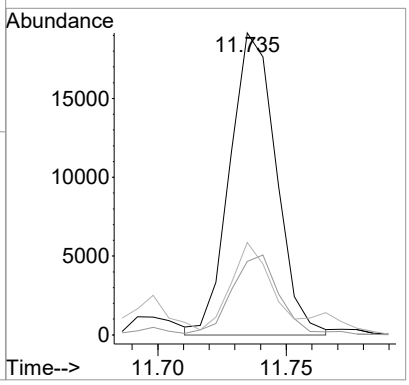

1st FN 06/17/21
2nd KR 06/17/21

Quantitation Report (Qedit)

Data Path : I:\ACQUDATA\MSVOA14\Data\061621\
Data File : F6797.D
Acq On : 16 Jun 2021 2:19 pm
Operator : F.NAEGLER
Sample : R2105887-009|1.00 Inst : MSVOA14
Misc : LUE 13584 T4
ALS Vial : 12 Sample Multiplier: 1

Quant Time: Jun 16 14:51:15 2021
Quant Method : I:\ACQUDATA\MSVOA14\Methods\S050321.M
Quant Title : MS#14 - 8260 SOILS 10ml PURGE
QLast Update : Tue May 04 08:45:11 2021
Response via : Initial Calibration

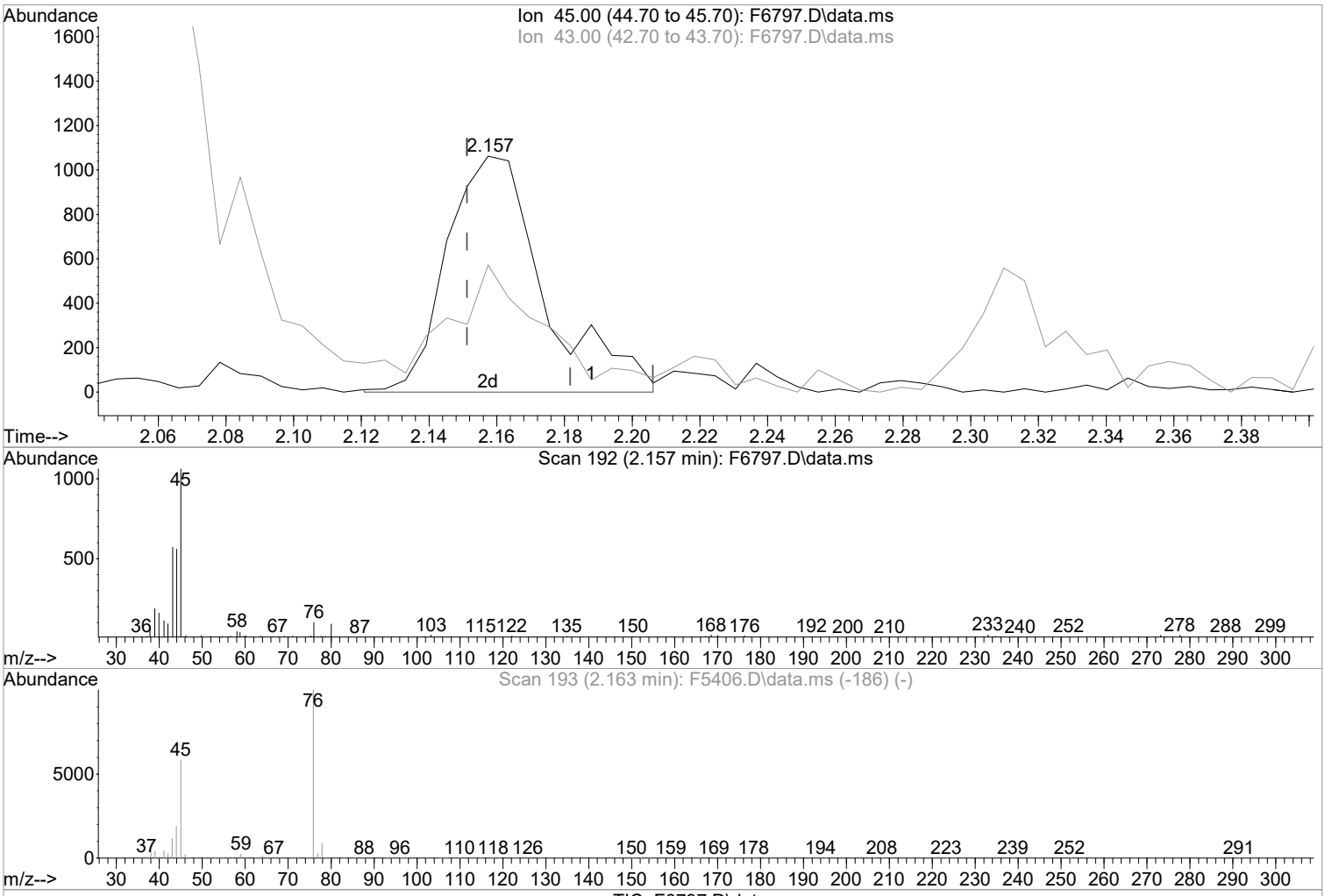

TIC: F6797.D\data.ms

(16) 2-Propanol

2.157min (+0.006) 5.37 ug/L m

response 2119

Ion	Exp%	Act%
45.00	100	100
43.00	20.00	53.86#
0.00	0.00	0.00
0.00	0.00	0.00

Manual Integration:

After

Poor integration.

06/17/21

1st FN 06/17/21
2nd KR 06/17/21

Quantitation Report (Qedit)

Data Path : I:\ACQUDATA\MSVOA14\Data\061621\
Data File : F6797.D
Acq On : 16 Jun 2021 2:19 pm
Operator : F.NAEGLER
Sample : R2105887-009|1.00 Inst : MSVOA14
Misc : LUE 13584 T4
ALS Vial : 12 Sample Multiplier: 1

Quant Time: Jun 16 14:51:15 2021
Quant Method : I:\ACQUDATA\MSVOA14\Methods\S050321.M
Quant Title : MS#14 - 8260 SOILS 10ml PURGE
QLast Update : Tue May 04 08:45:11 2021
Response via : Initial Calibration

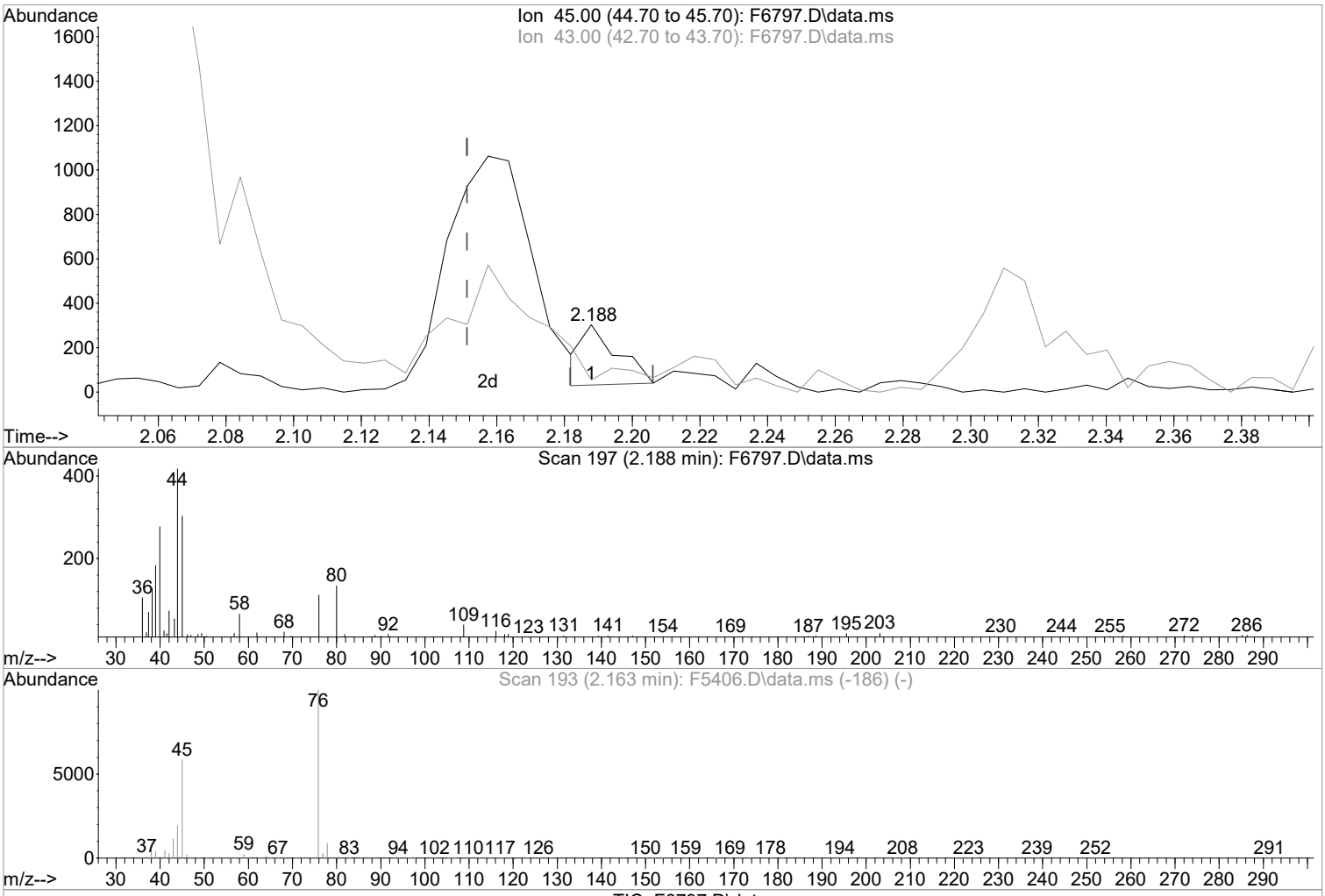

TIC: F6797.D\data.ms

(16) 2-Propanol

2.188min (+0.037) 0.49 ug/L

response 194

Ion	Exp%	Act%
45.00	100	100
43.00	20.00	17.82
0.00	0.00	0.00
0.00	0.00	0.00

Manual Integration:

Before

06/17/21

1st FN 06/17/21
2nd WR 06/17/21

Quantitation Report (QT Reviewed)

Data Path : I:\ACQUDATA\MSVOA14\Data\061621\
Data File : F6797.D
Acq On : 16 Jun 2021 2:19 pm
Operator : F.NAEGLER
Sample : R2105887-009|1.00 Inst : MSVOA14
Misc : LUE 13584 T4
ALS Vial : 12 Sample Multiplier: 1

Quant Time: Jun 17 15:28:40 2021
Quant Method : I:\ACQUDATA\MSVOA14\Methods\S050321.M
Quant Title : MS#14 - 8260 SOILS 10ml PURGE
QLast Update : Tue May 04 08:45:11 2021
Response via : Initial Calibration

Compound	R.T.	QIon	Response	Conc Units	Dev(Min)
Internal Standards					
1) Pentafluorobenzene	4.675	168	390156	50.00 ug/L	0.00
42) 1,4-Difluorobenzene	5.931	114	599078	50.00 ug/L	0.00
70) d5-Chlorobenzene	9.577	117	535934	50.00 ug/L	0.00
87) 1,4-Dichlorobenzene-d4	11.735	152	255714	50.00 ug/L	0.00
System Monitoring Compounds					
44) SURR4,Dibrflmethane	4.523	113	182956	47.05 ug/L	0.00
Spiked Amount 50.000	Range 63 - 138		Recovery = 94.10%		
47) SURR1,1,2-dichloroetha...	5.108	65	222704	50.09 ug/L	0.00
Spiked Amount 50.000	Range 67 - 128		Recovery = 100.18%		
64) SURR3,Toluene-d8	7.943	98	748877	51.20 ug/L	0.00
Spiked Amount 50.000	Range 66 - 138		Recovery = 102.40%		
69) SURR2,BFB	10.723	95	249267	44.24 ug/L	0.00
Spiked Amount 50.000	Range 31 - 154		Recovery = 88.48%		
Target Compounds					Qvalue
3) Chloromethane	1.145	50	1382	0.30 ug/L	93
5) Bromomethane	1.414	94	717	Below Cal #	79
15) Acetone	2.042	43	27802	18.30 ug/L	97
16) 2-Propanol	2.157	45	2119m	5.37 ug/L	
17) Iodomethane	2.121	142	1042	3.19 ug/L	93
21) Methyl Acetate	2.310	43	901	0.28 ug/L	92
22) Methylene Chloride	2.383	84	1039	Below Cal	89
34) 2-Butanone	3.834	43	1807	0.80 ug/L	76
38) Tetrahydrofuran	4.218	42	1016	0.70 ug/L	70
53) Trichloroethene	6.297	130	3213	0.79 ug/L	98
71) Tetrachloroethene	8.662	164	4005	1.35 ug/L #	82
94) 1,3,5-Trimethylbenzene	11.143	105	3425	0.27 ug/L	85
96) 1,2,4-Trimethylbenzene	11.460	105	5617	0.43 ug/L	97

(#) = qualifier out of range (m) = manual integration (+) = signals summed

Quantitation Report (QT Reviewed)

Data Path : I:\ACQUDATA\MSVOA14\Data\061621\
Data File : F6797.D
Acq On : 16 Jun 2021 2:19 pm
Operator : F.NAEGLER
Sample : R2105887-009|1.00 Inst : MSVOA14
Misc : LUE 13584 T4
ALS Vial : 12 Sample Multiplier: 1

Quant Time: Jun 17 15:28:40 2021
Quant Method : I:\ACQUDATA\MSVOA14\Methods\S050321.M
Quant Title : MS#14 - 8260 SOILS 10ml PURGE
QLast Update : Tue May 04 08:45:11 2021
Response via : Initial Calibration

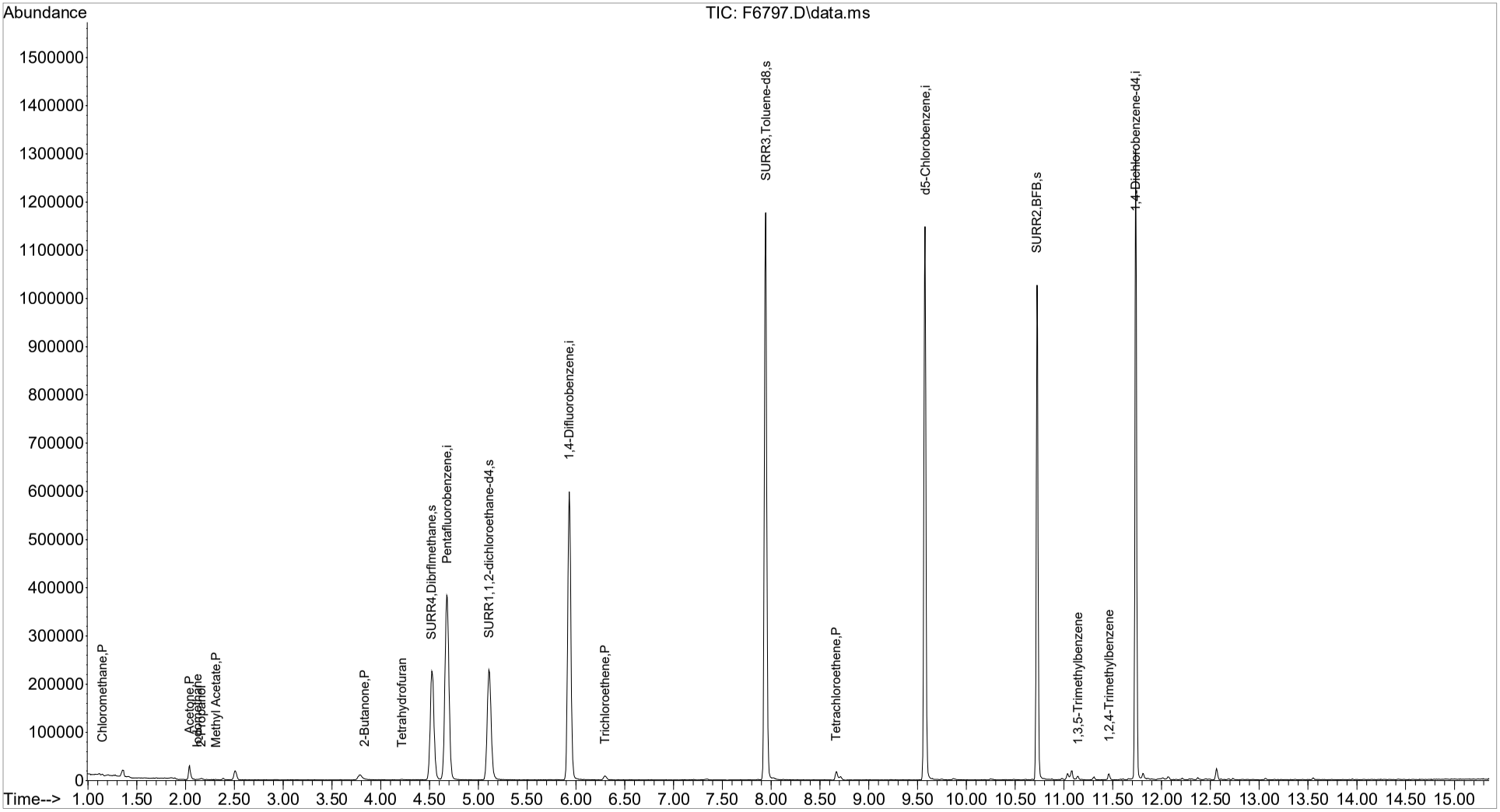

1st FJ 06/17/21
2nd 06/17/21

1st FN 06/17/21
2nd KR 06/17/21

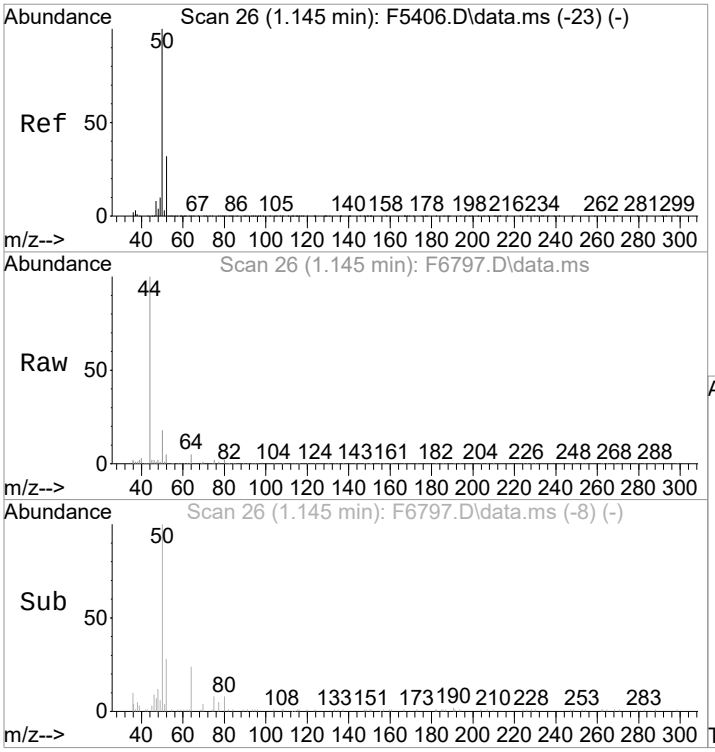

#3
Chloromethane
Concen: 0.30 ug/L
RT: 1.145 min Scan# 26
Delta R.T. -0.006 min
Lab File: F6797.D
Acq: 16 Jun 2021 2:19 pm

Tgt Ion: 50 Resp: 1382

Ion	Ratio	Lower	Upper
50	100		
52	28.1	12.3	52.3

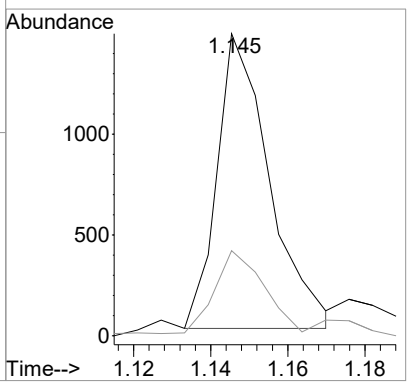

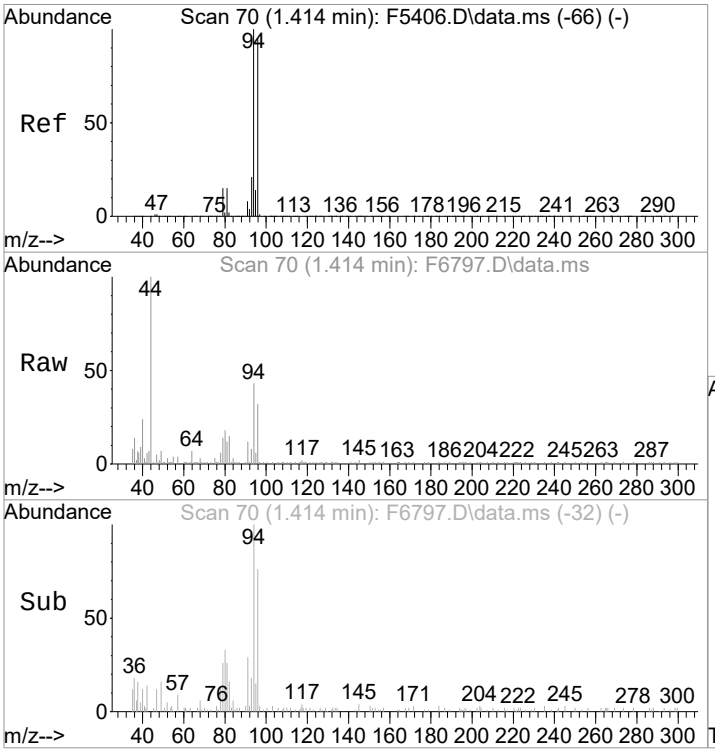

#5
Bromomethane
Concen: Below Cal
RT: 1.414 min Scan# 70
Delta R.T. 0.007 min
Lab File: F6797.D
Acq: 16 Jun 2021 2:19 pm

Tgt Ion: 94 Resp: 717

Ion	Ratio	Lower	Upper
94	100		
96	74.5	74.9	114.9#

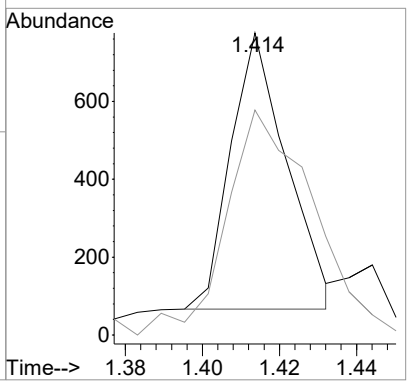

1st FN 06/17/21
2nd KR 06/17/21

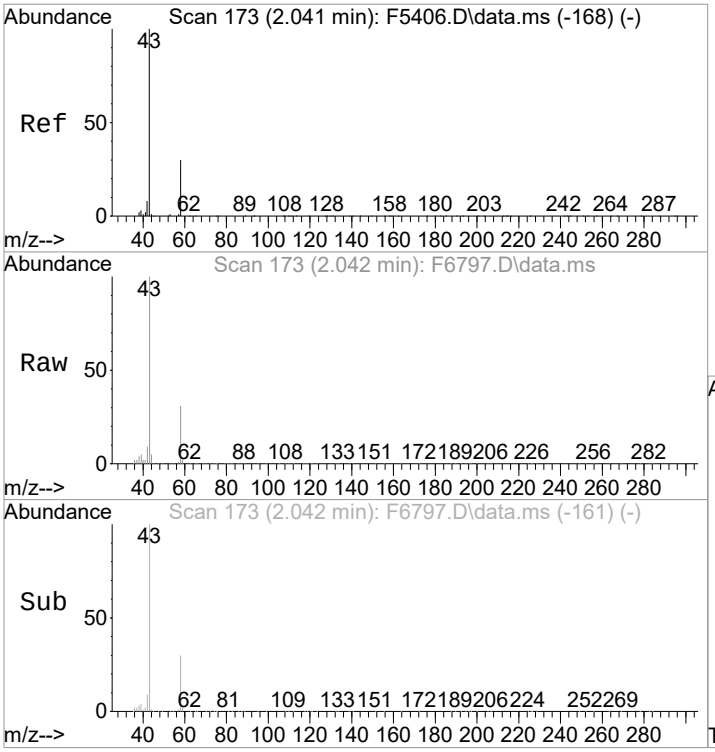

#15
Acetone
Concen: 18.30 ug/L
RT: 2.042 min Scan# 173
Delta R.T. 0.001 min
Lab File: F6797.D
Acq: 16 Jun 2021 2:19 pm

Tgt Ion: 43 Resp: 27802

Ion	Ratio	Lower	Upper
43	100		
58	30.6	8.9	48.9
42	9.3	0.0	27.9

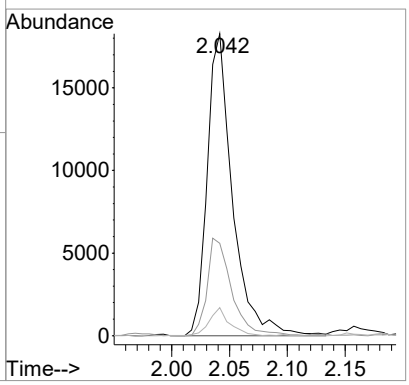

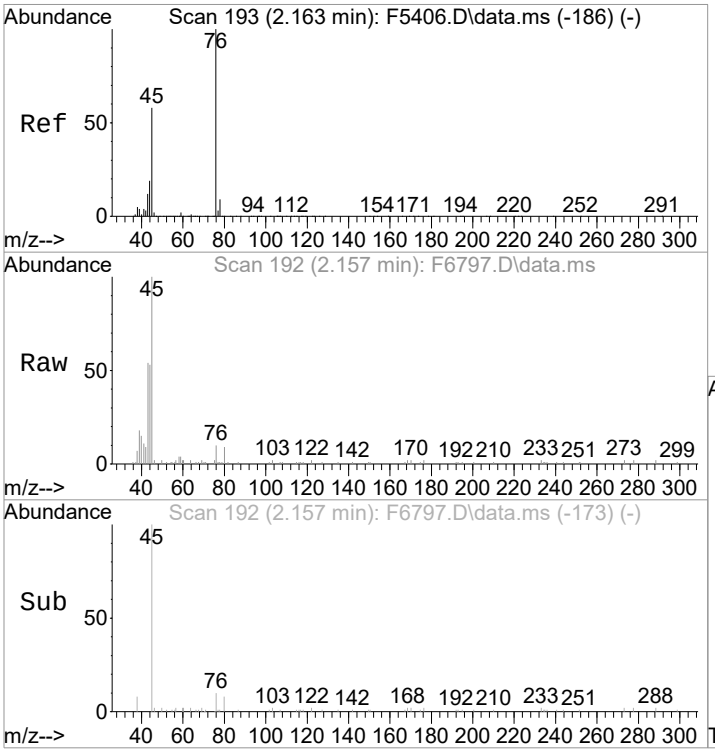

#16
2-Propanol
Concen: 5.37 ug/L m
RT: 2.157 min Scan# 192
Delta R.T. 0.006 min
Lab File: F6797.D
Acq: 16 Jun 2021 2:19 pm

Tgt Ion: 45 Resp: 2119

Ion	Ratio	Lower	Upper
45	100		
43	53.9	0.0	40.0#

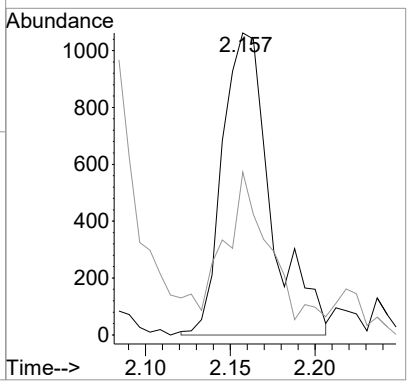

1st FN 06/17/21
2nd KR 06/17/21

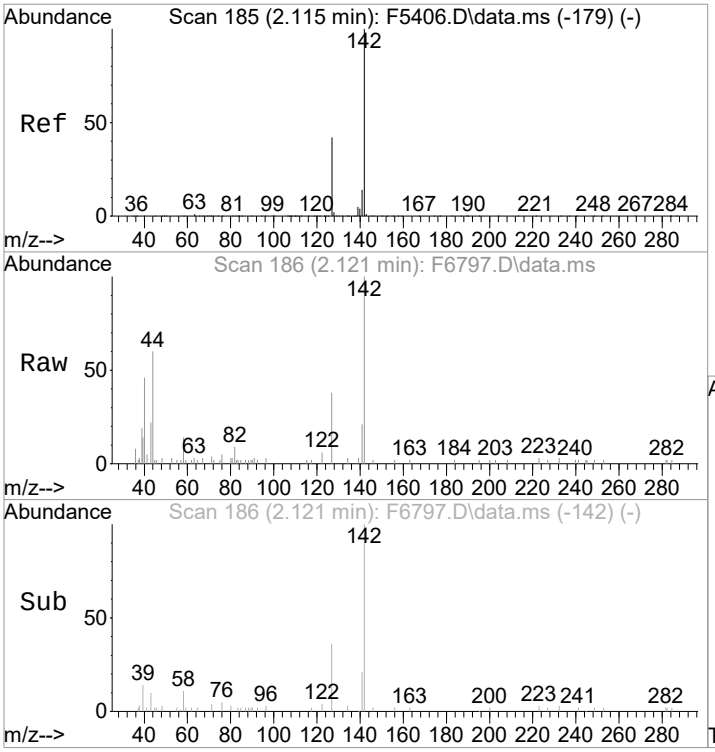

#17
Iodomethane
Concen: 3.19 ug/L
RT: 2.121 min Scan# 186
Delta R.T. 0.007 min
Lab File: F6797.D
Acq: 16 Jun 2021 2:19 pm

Tgt Ion:142 Resp: 1042

Ion	Ratio	Lower	Upper
142	100		
127	37.7	22.2	62.2

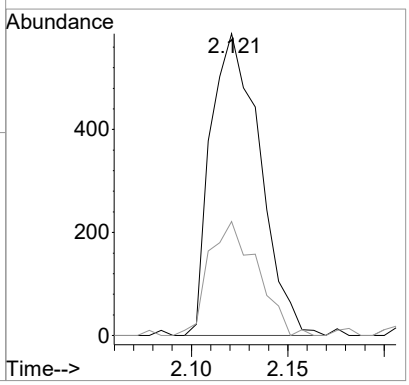

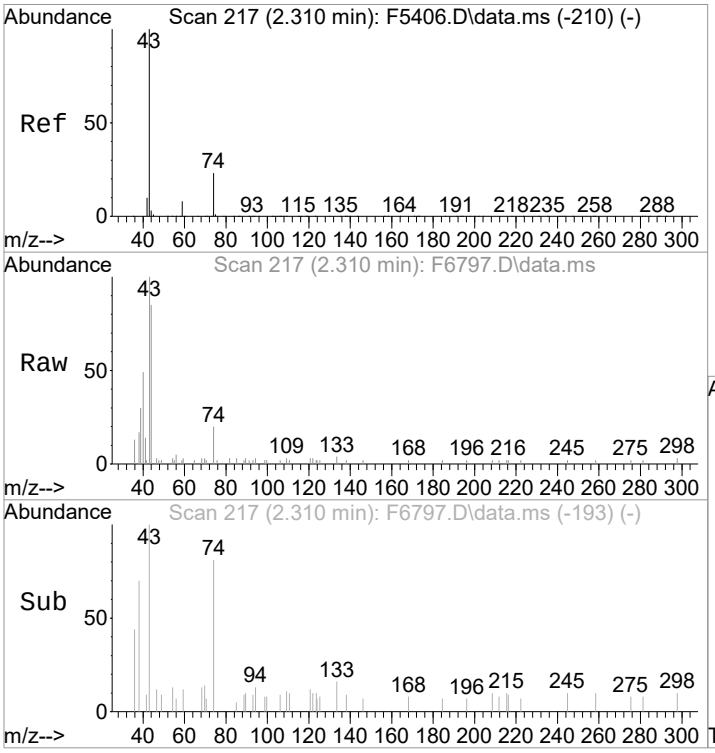

#21
Methyl Acetate
Concen: 0.28 ug/L
RT: 2.310 min Scan# 217
Delta R.T. 0.006 min
Lab File: F6797.D
Acq: 16 Jun 2021 2:19 pm

Tgt Ion: 43 Resp: 901

Ion	Ratio	Lower	Upper
43	100		
59	5.0	0.0	28.5
74	19.7	3.4	43.4

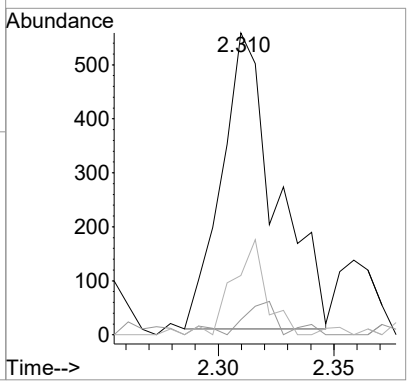

1st FN 06/17/21
2nd KR 06/17/21

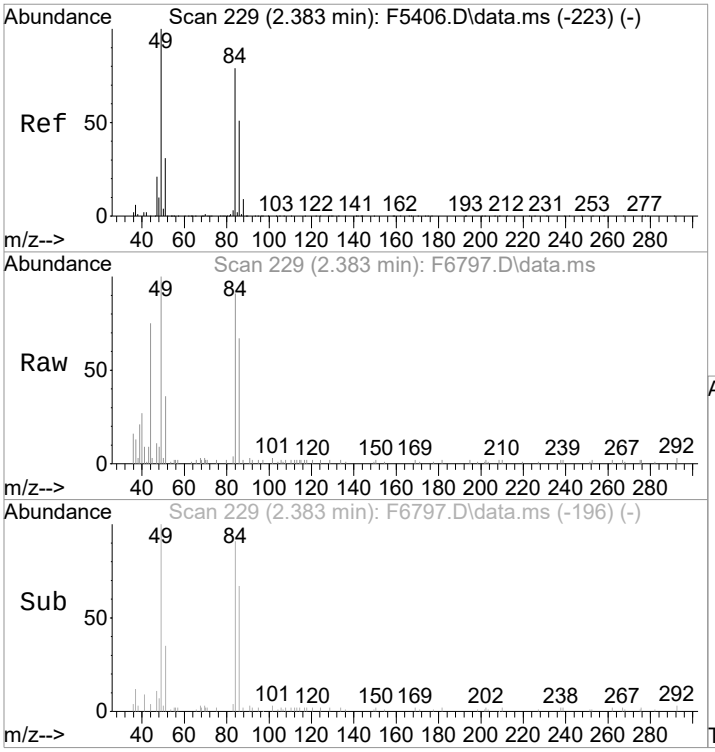

#22
Methylene Chloride
Concen: Below Cal
RT: 2.383 min Scan# 229
Delta R.T. 0.001 min
Lab File: F6797.D
Acq: 16 Jun 2021 2:19 pm

Tgt Ion: 84 Resp: 1039

Ion	Ratio	Lower	Upper
84	100		
86	73.4	44.7	84.7
49	109.4	106.4	146.4
51	39.7	18.8	58.8

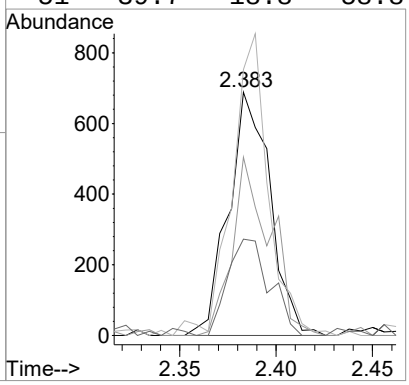

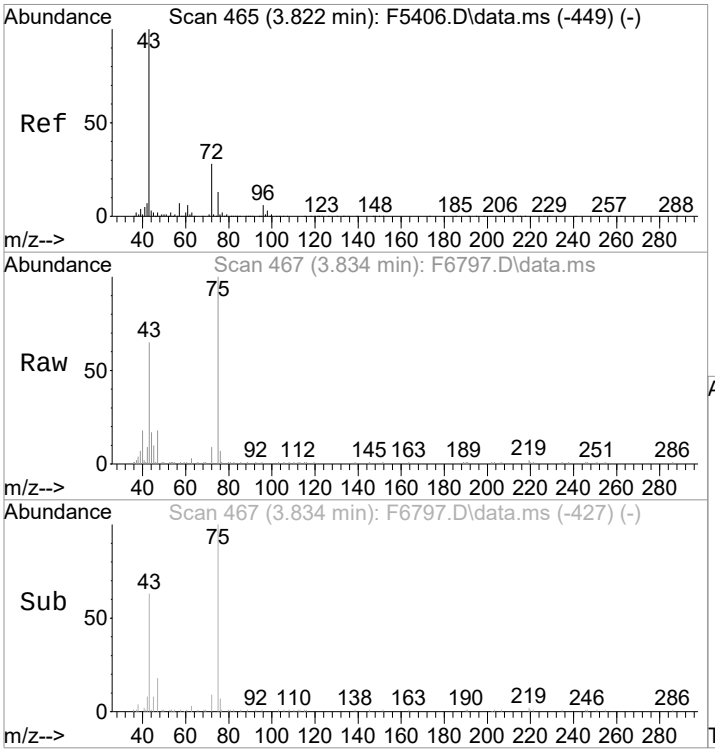

#34
2-Butanone
Concen: 0.80 ug/L
RT: 3.834 min Scan# 467
Delta R.T. 0.018 min
Lab File: F6797.D
Acq: 16 Jun 2021 2:19 pm

Tgt Ion: 43 Resp: 1807

Ion	Ratio	Lower	Upper
43	100		
72	13.8	7.8	47.8
57	1.7	0.0	26.9

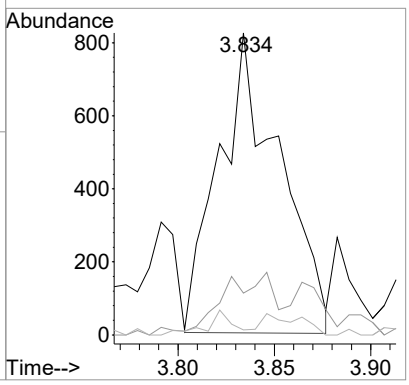

1st FN 06/17/21
2nd KR 06/17/21

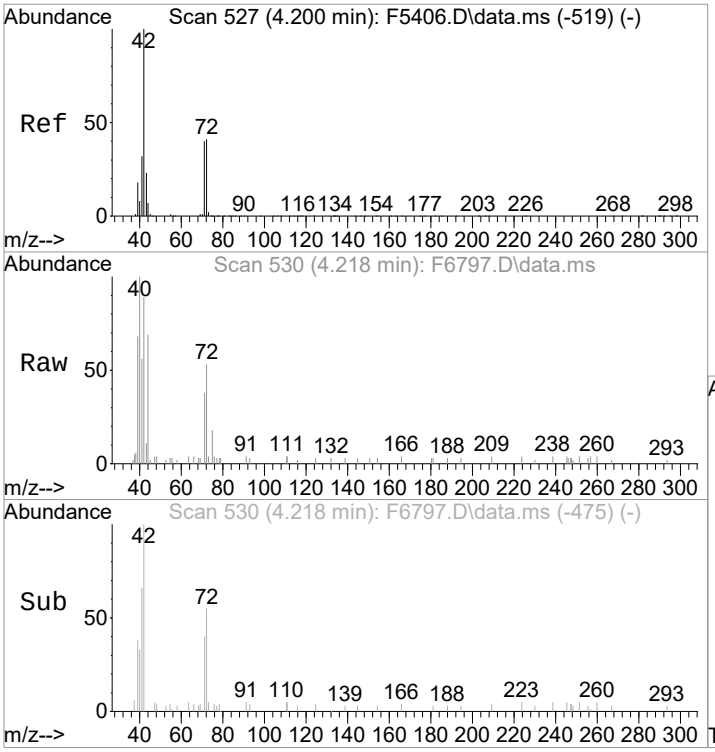

#38
Tetrahydrofuran
Concen: 0.70 ug/L
RT: 4.218 min Scan# 530
Delta R.T. 0.018 min
Lab File: F6797.D
Acq: 16 Jun 2021 2:19 pm

Tgt Ion: 42 Resp: 1016

Ion	Ratio	Lower	Upper
42	100		
72	59.2	20.6	60.6

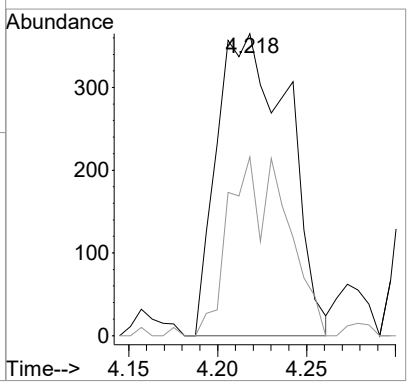

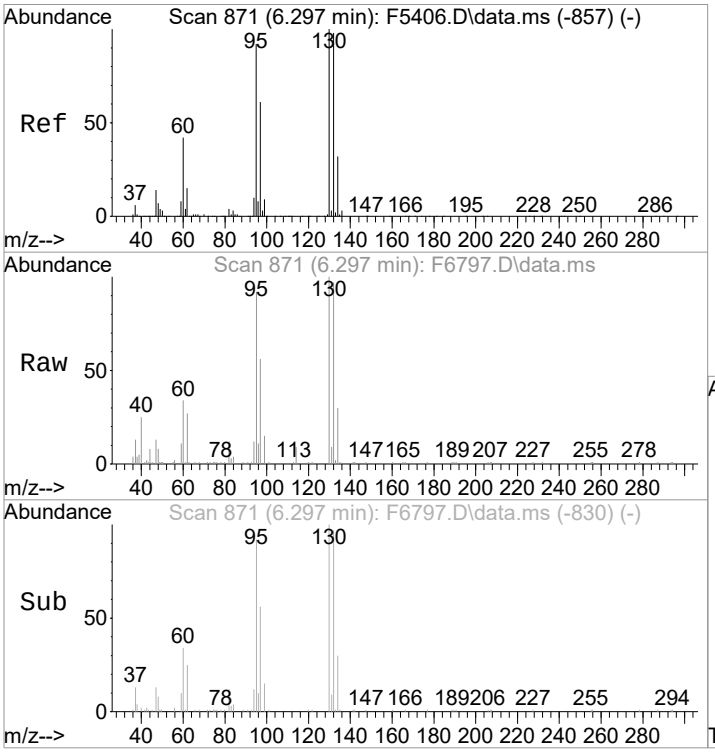

#53
Trichloroethene
Concen: 0.79 ug/L
RT: 6.297 min Scan# 871
Delta R.T. 0.000 min
Lab File: F6797.D
Acq: 16 Jun 2021 2:19 pm

Tgt Ion:130 Resp: 3213

Ion	Ratio	Lower	Upper
130	100		
132	96.6	77.8	117.8
95	92.4	71.8	111.8
97	55.9	41.4	81.4

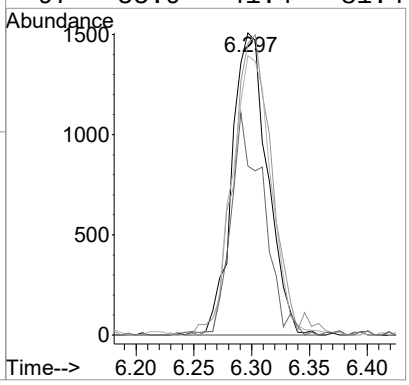

1st FN 06/17/21
2nd KR 06/17/21

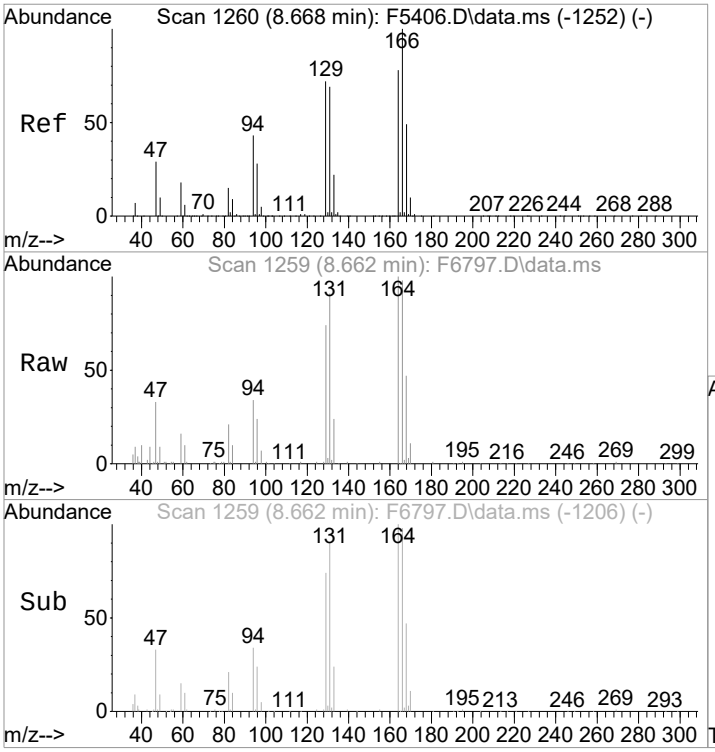

#71
Tetrachloroethene
Concen: 1.35 ug/L
RT: 8.662 min Scan# 1259
Delta R.T. -0.006 min
Lab File: F6797.D
Acq: 16 Jun 2021 2:19 pm

Tgt Ion:164 Resp: 4005

Ion	Ratio	Lower	Upper
164	100		
166	98.1	108.9	148.9#
129	73.5	72.2	112.2
131	90.7	68.5	108.5

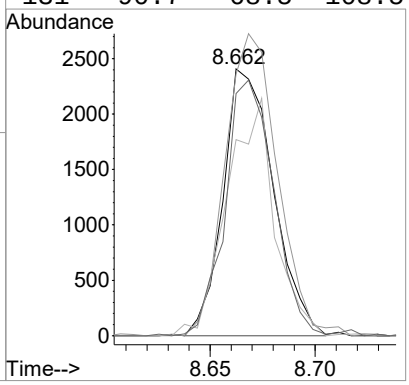

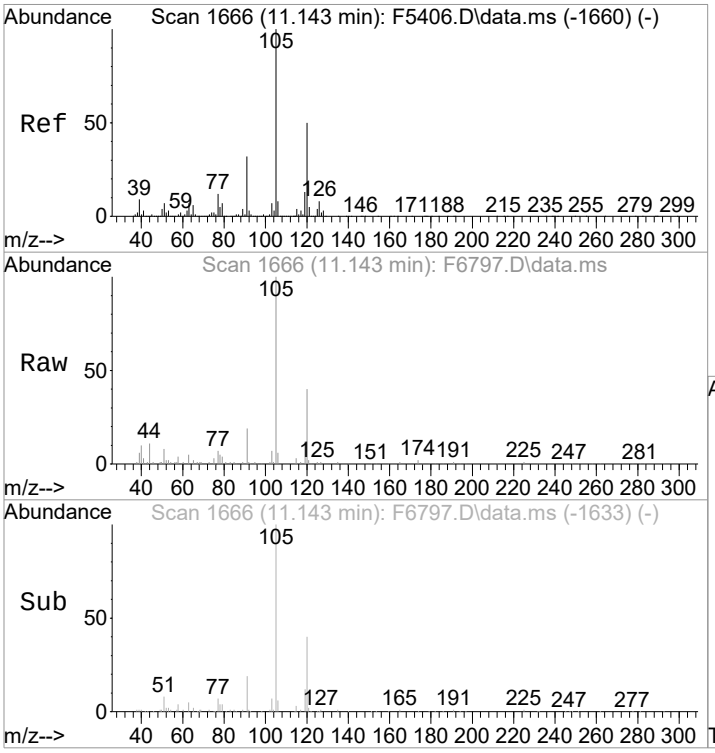

#94
1,3,5-Trimethylbenzene
Concen: 0.27 ug/L
RT: 11.143 min Scan# 1666
Delta R.T. 0.006 min
Lab File: F6797.D
Acq: 16 Jun 2021 2:19 pm

Tgt Ion:105 Resp: 3425

Ion	Ratio	Lower	Upper
105	100		
120	39.8	30.2	70.2
77	7.3	0.0	32.4

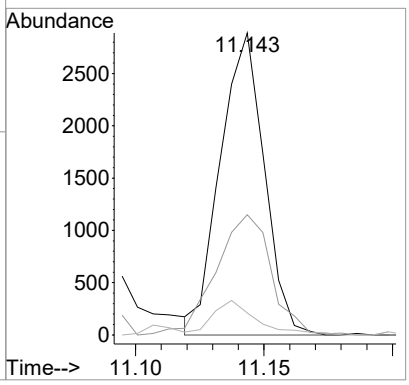

1st FN 06/17/21
2nd KR 06/17/21

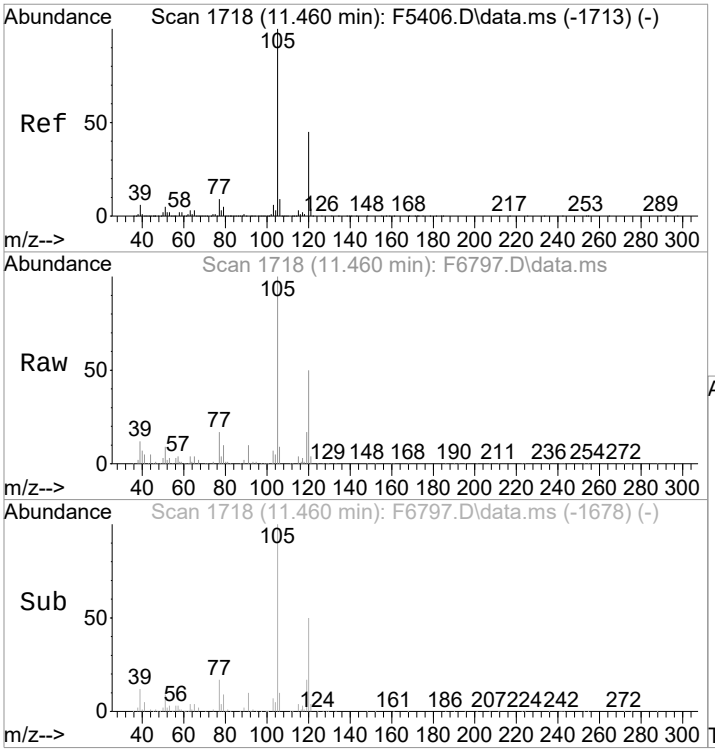

#96
1,2,4-Trimethylbenzene
Concen: 0.43 ug/L
RT: 11.460 min Scan# 1718
Delta R.T. 0.000 min
Lab File: F6797.D
Acq: 16 Jun 2021 2:19 pm

Tgt Ion:105 Resp: 5617

Ion	Ratio	Lower	Upper
105	100		
120	49.6	27.5	67.5
65	4.4	0.0	24.6

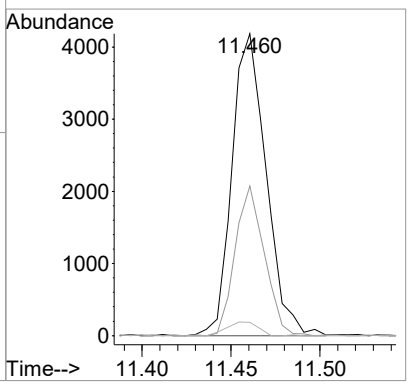

1st FN 06/17/21
2nd KR 06/17/21

Quantitation Report (Qedit)

Data Path : I:\ACQUDATA\MSVOA14\Data\061621\
Data File : F6798.D
Acq On : 16 Jun 2021 2:42 pm
Operator : F.NAEGLER
Sample : R2105887-010|1.00 Inst : MSVOA14
Misc : LUE 13584 T4
ALS Vial : 13 Sample Multiplier: 1

Quant Time: Jun 16 15:42:26 2021
Quant Method : I:\ACQUDATA\MSVOA14\Methods\S050321.M
Quant Title : MS#14 - 8260 SOILS 10ml PURGE
QLast Update : Tue May 04 08:45:11 2021
Response via : Initial Calibration

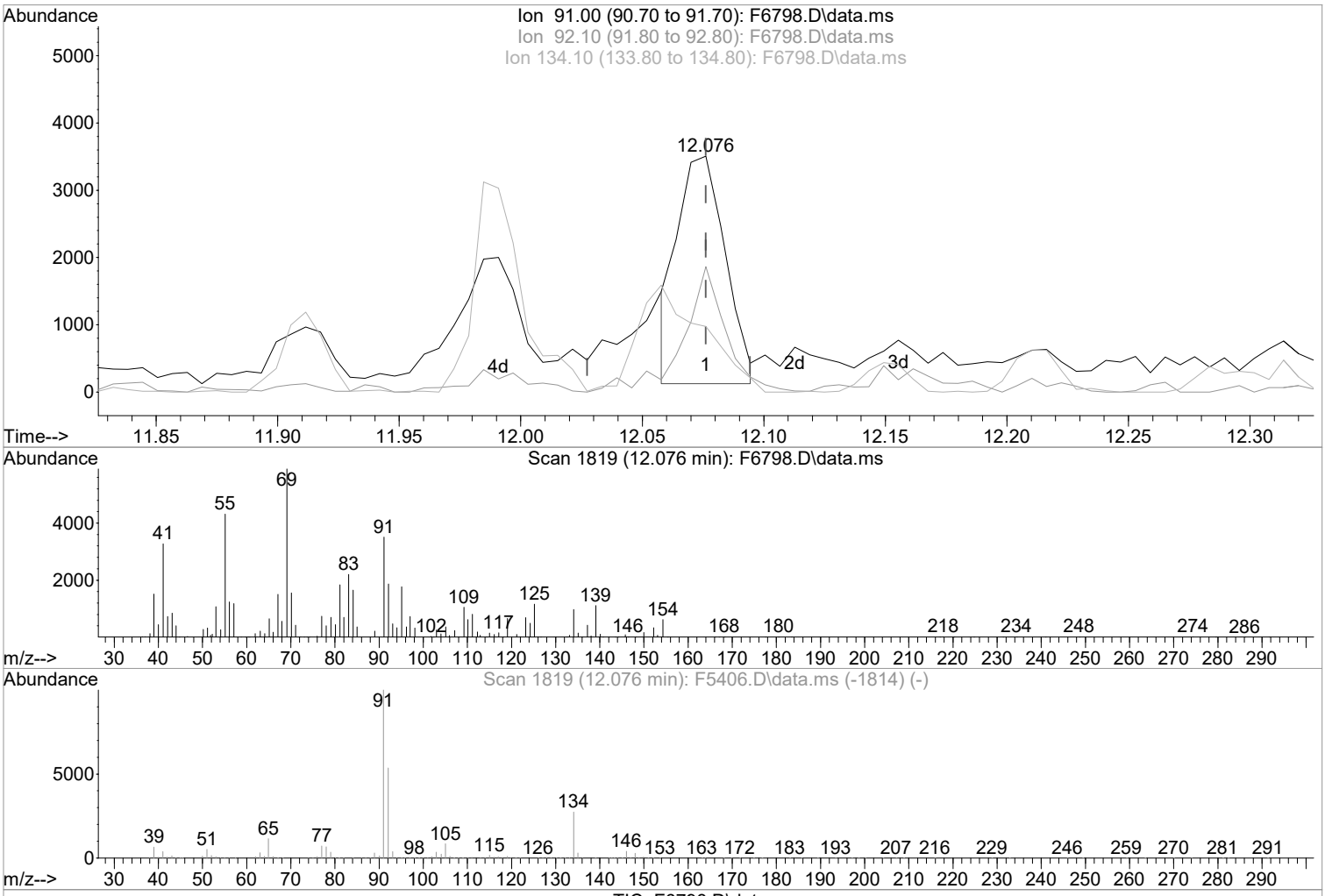

TIC: F6798.D\data.ms

(101) n-Butylbenzene

12.076min (-0.000) 0.45 ug/L m

response 4603

Ion	Exp%	Act%
91.00	100	100
92.10	53.60	53.14
134.10	27.40	27.78
0.00	0.00	0.00

Manual Integration:

After

Poor integration.

06/17/21

1st FN 06/17/21
2nd KR 06/17/21

Quantitation Report (Qedit)

Data Path : I:\ACQUDATA\MSVOA14\Data\061621\
Data File : F6798.D
Acq On : 16 Jun 2021 2:42 pm
Operator : F.NAEGLER
Sample : R2105887-010|1.00 Inst : MSVOA14
Misc : LUE 13584 T4
ALS Vial : 13 Sample Multiplier: 1

Quant Time: Jun 16 15:42:26 2021
Quant Method : I:\ACQUDATA\MSVOA14\Methods\S050321.M
Quant Title : MS#14 - 8260 SOILS 10ml PURGE
QLast Update : Tue May 04 08:45:11 2021
Response via : Initial Calibration

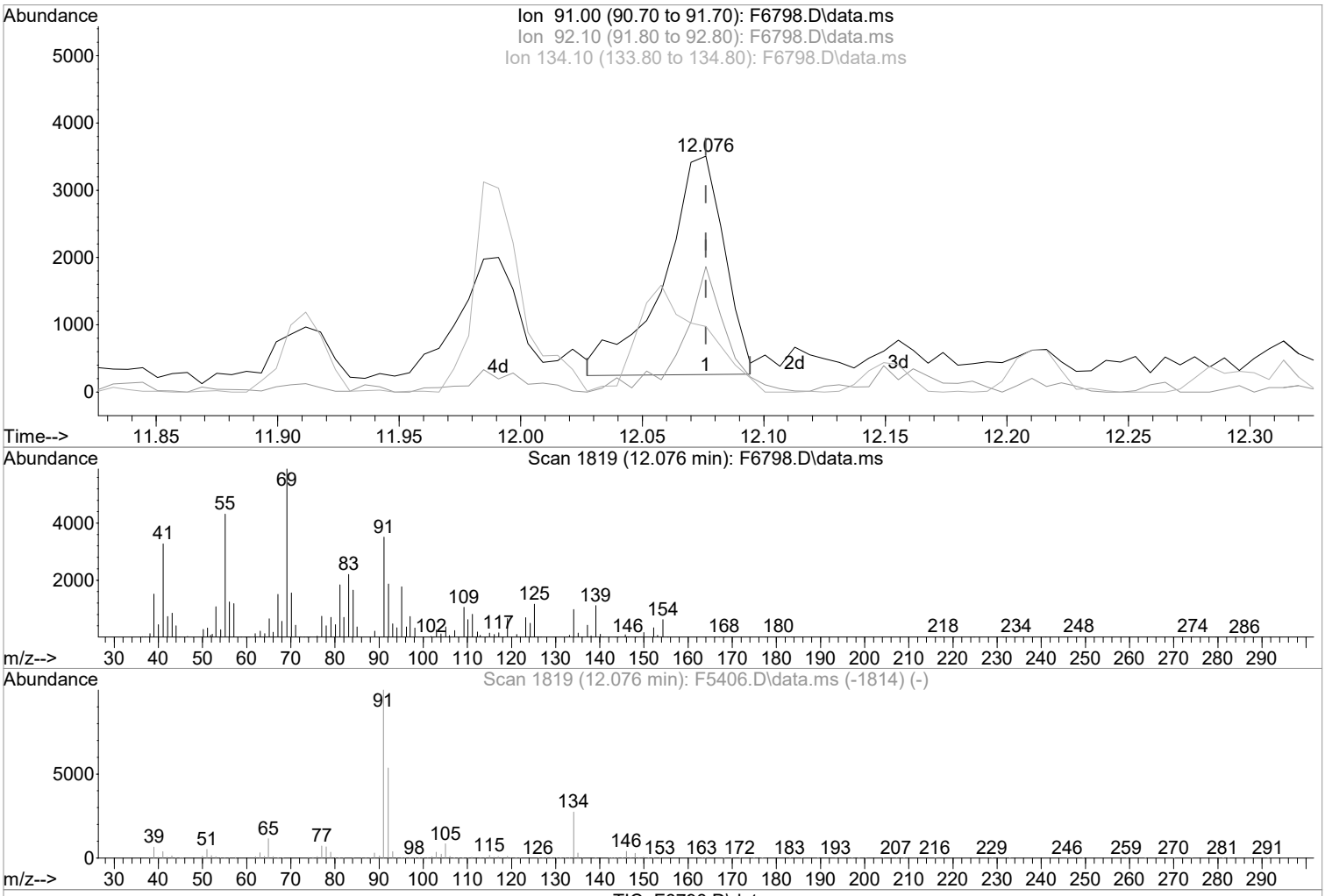

TIC: F6798.D\data.ms

(101) n-Butylbenzene

12.076min (-0.000) 0.55 ug/L

response 5637

Ion	Exp%	Act%
91.00	100	100
92.10	53.60	53.14
134.10	27.40	27.78
0.00	0.00	0.00

Manual Integration:

Before

06/17/21

1st FN 06/17/21
2nd KR 06/17/21

Quantitation Report (Qedit)

Data Path : I:\ACQUDATA\MSVOA14\Data\061621\
Data File : F6798.D
Acq On : 16 Jun 2021 2:42 pm
Operator : F.NAEGLER
Sample : R2105887-010|1.00 Inst : MSVOA14
Misc : LUE 13584 T4
ALS Vial : 13 Sample Multiplier: 1

Quant Time: Jun 16 15:42:26 2021
Quant Method : I:\ACQUDATA\MSVOA14\Methods\S050321.M
Quant Title : MS#14 - 8260 SOILS 10ml PURGE
QLast Update : Tue May 04 08:45:11 2021
Response via : Initial Calibration

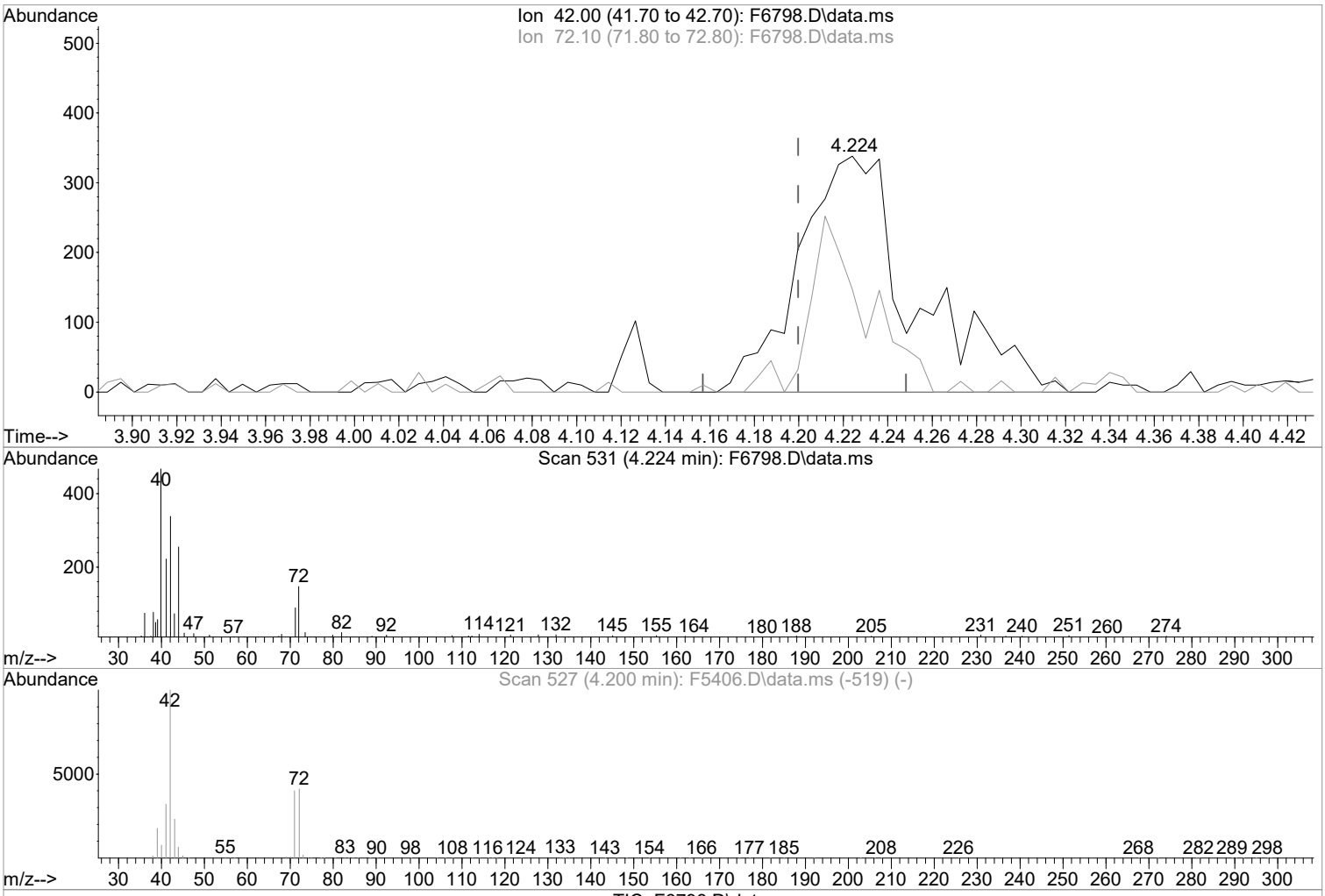

TIC: F6798.D\data.ms

(38) Tetrahydrofuran

4.224min (+0.024) 0.85 ug/L m

response 1228

Ion	Exp%	Act%
42.00	100	100
72.10	40.60	43.49
0.00	0.00	0.00
0.00	0.00	0.00

Manual Integration:

After

Poor integration.

06/17/21

1st FN 06/17/21
2nd KR 06/17/21

Quantitation Report (Qedit)

Data Path : I:\ACQUDATA\MSVOA14\Data\061621\
Data File : F6798.D
Acq On : 16 Jun 2021 2:42 pm
Operator : F.NAEGLER
Sample : R2105887-010|1.00 Inst : MSVOA14
Misc : LUE 13584 T4
ALS Vial : 13 Sample Multiplier: 1

Quant Time: Jun 16 15:42:26 2021
Quant Method : I:\ACQUDATA\MSVOA14\Methods\S050321.M
Quant Title : MS#14 - 8260 SOILS 10ml PURGE
QLast Update : Tue May 04 08:45:11 2021
Response via : Initial Calibration

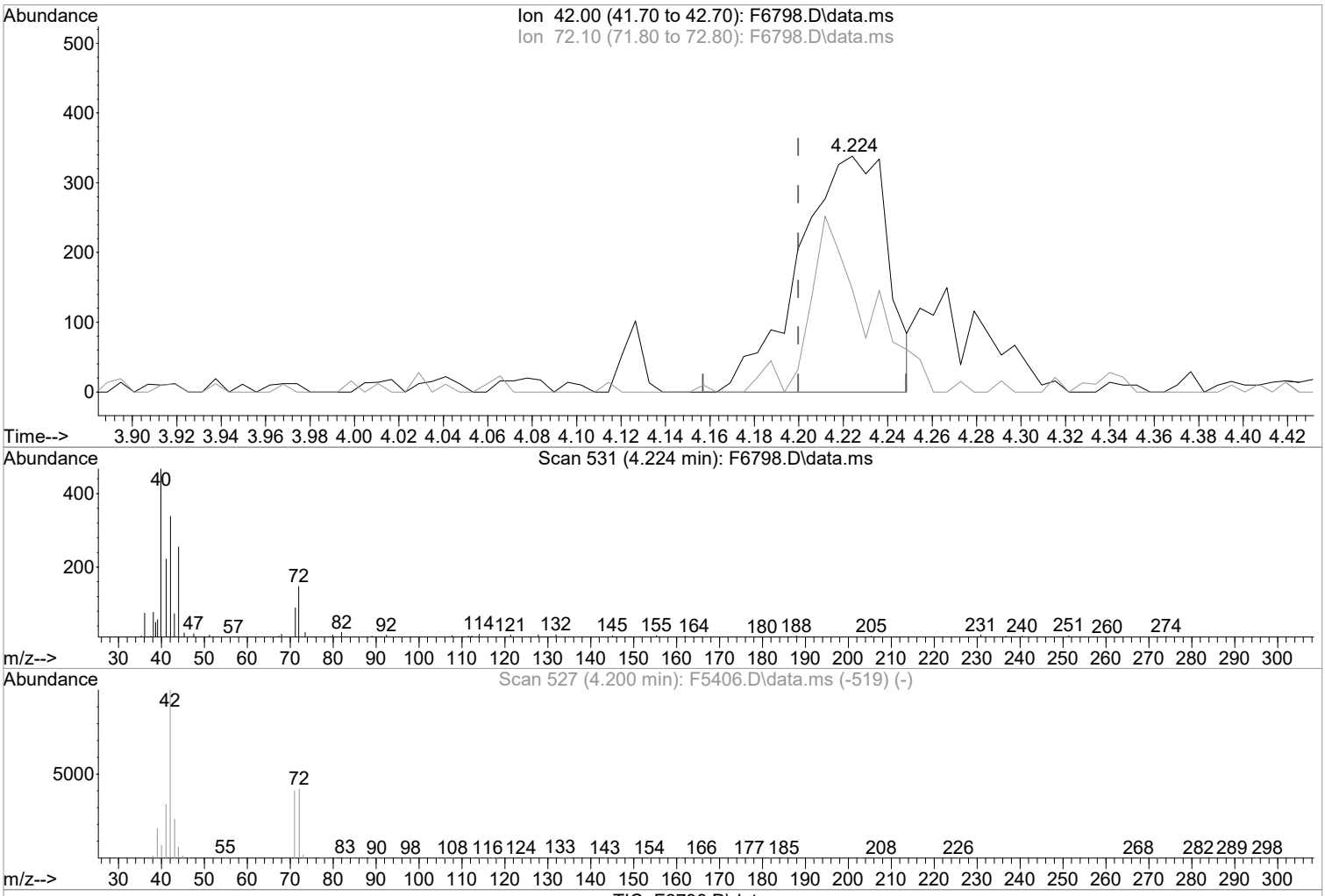

TIC: F6798.D\data.ms

(38) Tetrahydrofuran

4.224min (+0.024) 0.65 ug/L

response 934

Ion	Exp%	Act%
42.00	100	100
72.10	40.60	43.49
0.00	0.00	0.00
0.00	0.00	0.00

Manual Integration:

Before

06/17/21

1st FN 06/17/21
2nd KR 06/17/21

Quantitation Report (Qedit)

Data Path : I:\ACQUDATA\MSVOA14\Data\061621\
Data File : F6798.D
Acq On : 16 Jun 2021 2:42 pm
Operator : F.NAEGLER
Sample : R2105887-010|1.00 Inst : MSVOA14
Misc : LUE 13584 T4
ALS Vial : 13 Sample Multiplier: 1

Quant Time: Jun 16 15:42:26 2021
Quant Method : I:\ACQUDATA\MSVOA14\Methods\S050321.M
Quant Title : MS#14 - 8260 SOILS 10ml PURGE
QLast Update : Tue May 04 08:45:11 2021
Response via : Initial Calibration

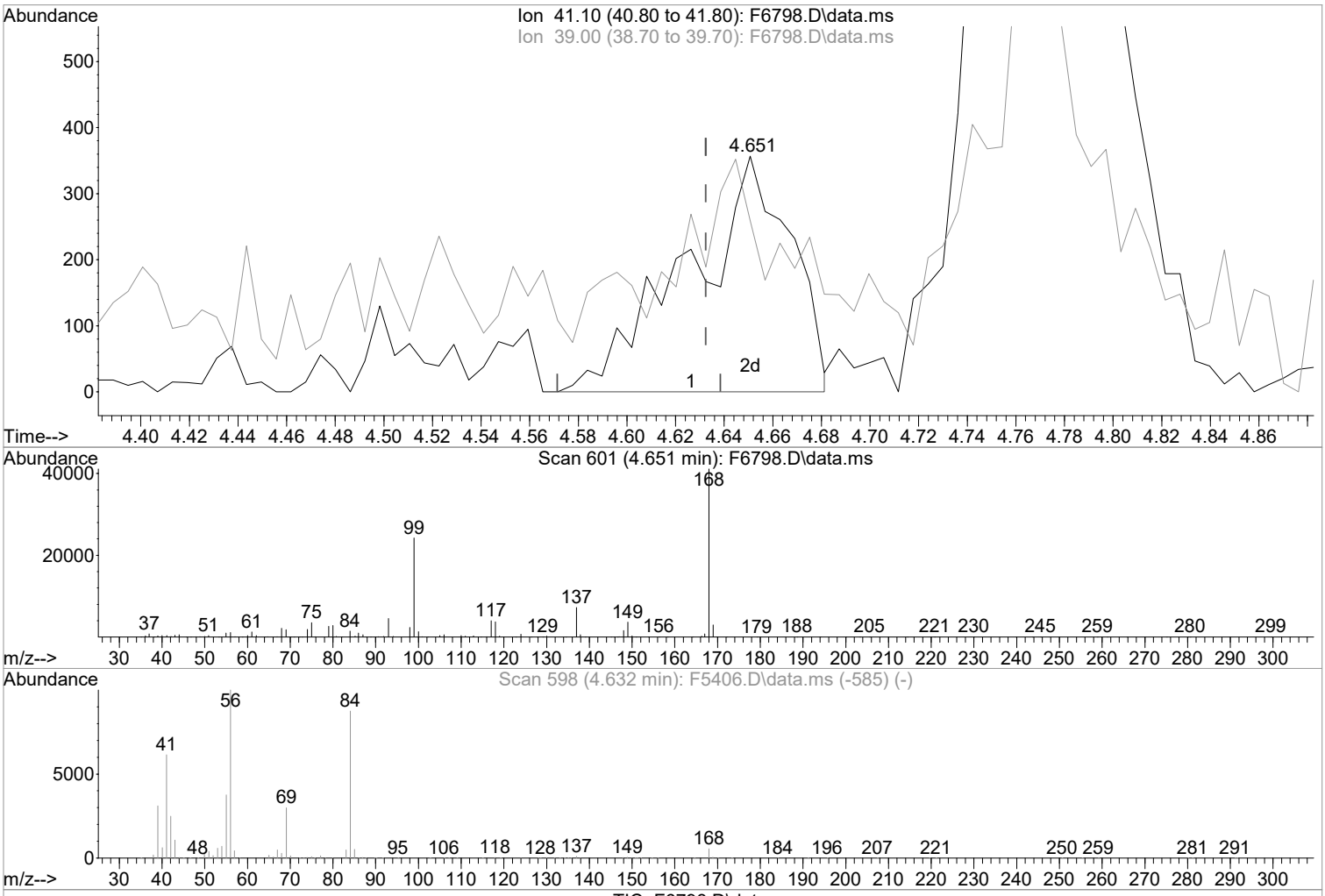

TIC: F6798.D\data.ms

(43) Cyclohexane (P)

4.651min (+0.018) 0.34 ug/L m

response 1053

Ion	Exp%	Act%
41.10	100	100
39.00	50.80	72.55#
0.00	0.00	0.00
0.00	0.00	0.00

Manual Integration:

After

Poor integration.

06/17/21

1st FN 06/17/21
2nd KR 06/17/21

Quantitation Report (Qedit)

Data Path : I:\ACQUDATA\MSVOA14\Data\061621\
Data File : F6798.D
Acq On : 16 Jun 2021 2:42 pm
Operator : F.NAEGLER
Sample : R2105887-010|1.00 Inst : MSVOA14
Misc : LUE 13584 T4
ALS Vial : 13 Sample Multiplier: 1

Quant Time: Jun 16 15:42:26 2021
Quant Method : I:\ACQUDATA\MSVOA14\Methods\S050321.M
Quant Title : MS#14 - 8260 SOILS 10ml PURGE
QLast Update : Tue May 04 08:45:11 2021
Response via : Initial Calibration

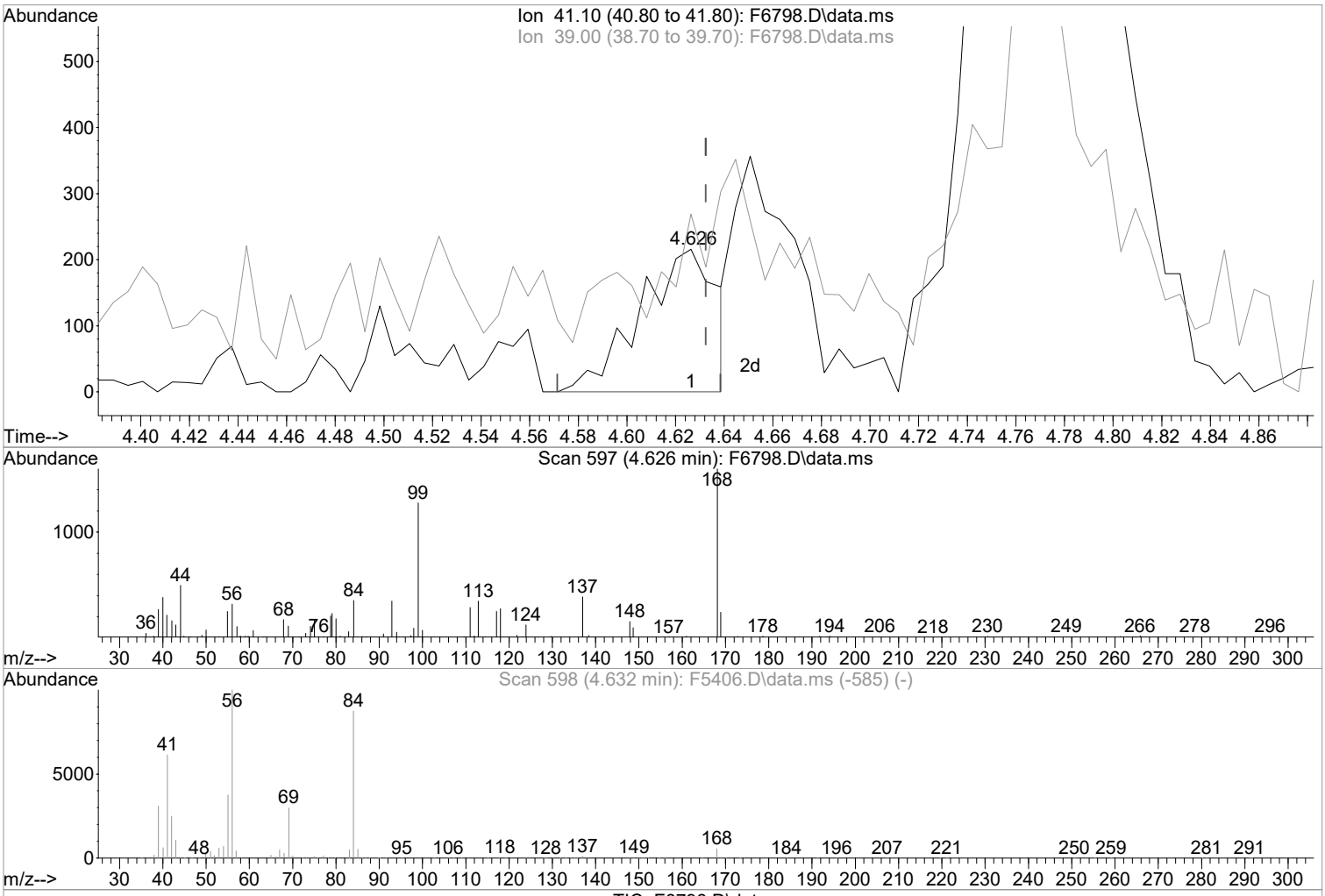

(43) Cyclohexane (P)

4.626min (-0.006) 0.15 ug/L

response 469

Ion	Exp%	Act%
41.10	100	100
39.00	50.80	124.54#
0.00	0.00	0.00
0.00	0.00	0.00

Manual Integration:

Before

06/17/21

1st FN 06/17/21
2nd WR 06/17/21

Quantitation Report (QT Reviewed)

Data Path : I:\ACQUDATA\MSVOA14\Data\061621\
Data File : F6798.D
Acq On : 16 Jun 2021 2:42 pm
Operator : F.NAEGLER
Sample : R2105887-010|1.00 Inst : MSVOA14
Misc : LUE 13584 T4
ALS Vial : 13 Sample Multiplier: 1

Quant Time: Jun 17 15:30:42 2021
Quant Method : I:\ACQUDATA\MSVOA14\Methods\S050321.M
Quant Title : MS#14 - 8260 SOILS 10ml PURGE
QLast Update : Tue May 04 08:45:11 2021
Response via : Initial Calibration

Compound	R.T.	QIon	Response	Conc	Units	Dev(Min)
Internal Standards						
1) Pentafluorobenzene	4.675	168	387043	50.00	ug/L	0.00
42) 1,4-Difluorobenzene	5.931	114	595746	50.00	ug/L	0.00
70) d5-Chlorobenzene	9.577	117	513403	50.00	ug/L	0.00
87) 1,4-Dichlorobenzene-d4	11.735	152	208508	50.00	ug/L	0.00
System Monitoring Compounds						
44) SURR4,Dibrflmethane	4.523	113	178862	46.25	ug/L	0.00
Spiked Amount 50.000	Range 63 - 138		Recovery = 92.50%			
47) SURR1,1,2-dichloroetha...	5.108	65	215477	48.73	ug/L	0.00
Spiked Amount 50.000	Range 67 - 128		Recovery = 97.46%			
64) SURR3,Toluene-d8	7.943	98	721365	49.60	ug/L	0.00
Spiked Amount 50.000	Range 66 - 138		Recovery = 99.20%			
69) SURR2,BFB	10.723	95	231429	41.31	ug/L	0.00
Spiked Amount 50.000	Range 31 - 154		Recovery = 82.62%			
Target Compounds						Qvalue
3) Chloromethane	1.151	50	1347	0.29	ug/L	96
15) Acetone	2.042	43	14876	8.56	ug/L	95
16) 2-Propanol	2.151	45	700	1.79	ug/L #	32
17) Iodomethane	2.121	142	1246	3.24	ug/L	94
21) Methyl Acetate	2.316	43	1161	0.37	ug/L	88
22) Methylene Chloride	2.383	84	696	Below Cal		95
34) 2-Butanone	3.840	43	1609	0.72	ug/L	81
38) Tetrahydrofuran	4.224	42	1228m	0.85	ug/L	
43) Cyclohexane	4.651	41	1053m	0.34	ug/L	
51) n-Heptane	5.797	43	1552	0.39	ug/L #	51
54) Methylcyclohexane	6.547	55	13095	3.15	ug/L #	46
60) 2-Nitropropane	7.418	41	499	Below Cal		94
71) Tetrachloroethene	8.668	164	2487	0.87	ug/L #	75
84) Isopropylbenzene	10.601	105	6880	0.44	ug/L	98
88) 1,1,2,2-Tetrachloroethane	10.875	83	6198	1.71	ug/L #	35
91) n-Propylbenzene	10.979	91	6010	0.42	ug/L	94
97) sec-Butylbenzene	11.607	105	10198	0.76	ug/L	96
98) p-Isopropyltoluene	11.735	119	6356	0.55	ug/L	84
101) n-Butylbenzene	12.076	91	4603m	0.45	ug/L	
107) Naphthalen	13.551	128	5925	0.46	ug/L	83

(#) = qualifier out of range (m) = manual integration (+) = signals summed

Quantitation Report (QT Reviewed)

Data Path : I:\ACQUDATA\MSVOA14\Data\061621\
Data File : F6798.D
Acq On : 16 Jun 2021 2:42 pm
Operator : F.NAEGLER
Sample : R2105887-010|1.00 Inst : MSVOA14
Misc : LUE 13584 T4
ALS Vial : 13 Sample Multiplier: 1

Quant Time: Jun 17 15:30:42 2021
Quant Method : I:\ACQUDATA\MSVOA14\Methods\S050321.M
Quant Title : MS#14 - 8260 SOILS 10ml PURGE
QLast Update : Tue May 04 08:45:11 2021
Response via : Initial Calibration

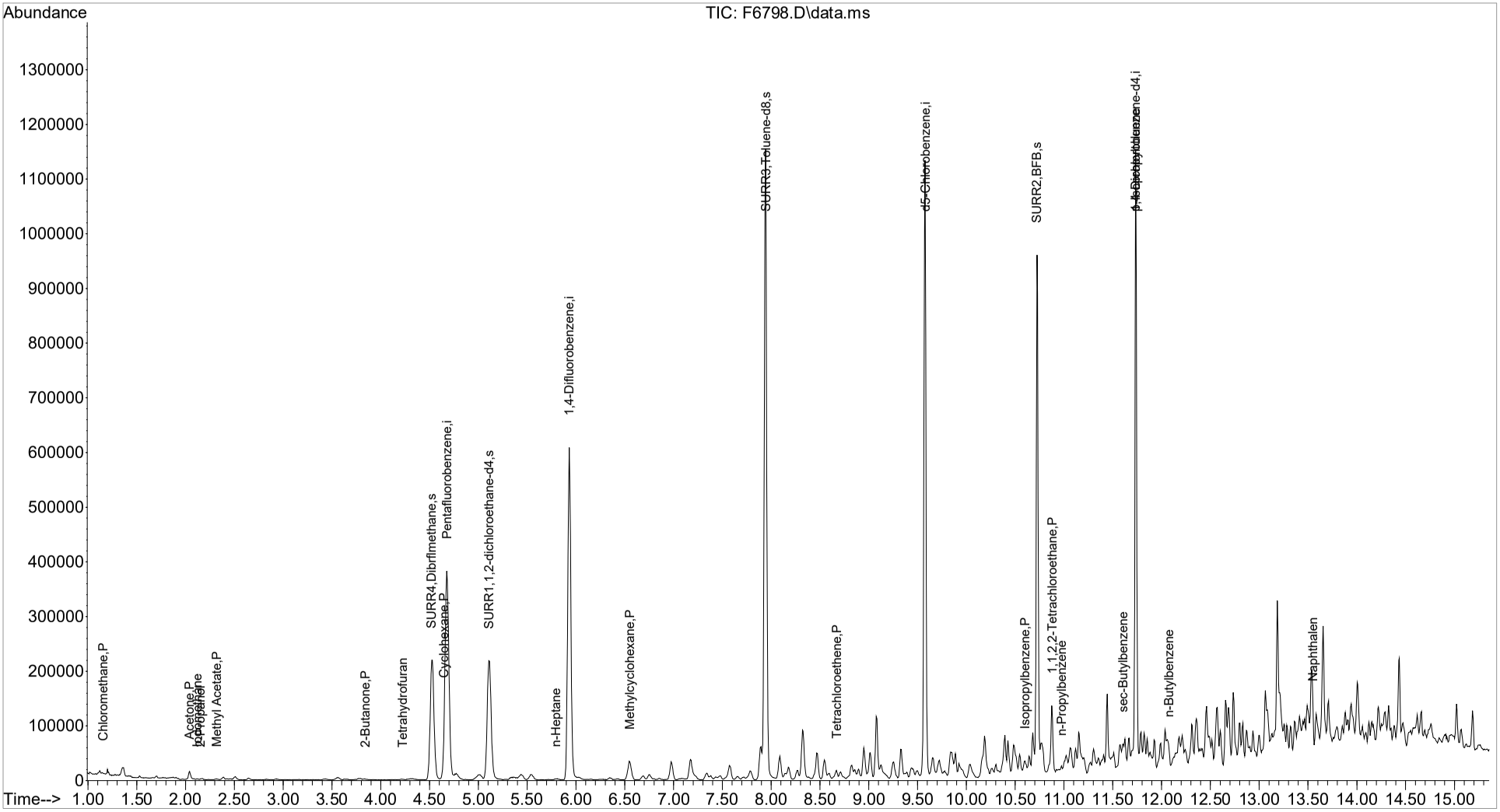

1st FN 06/17/21
2nd 06/17/21

1st FN 06/17/21
2nd KR 06/17/21

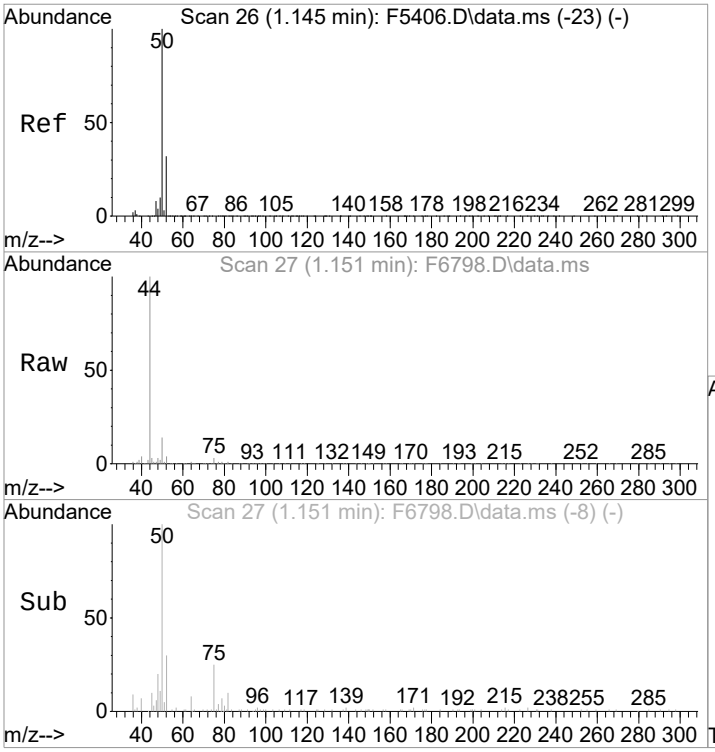

#3
Chloromethane
Concen: 0.29 ug/L
RT: 1.151 min Scan# 27
Delta R.T. -0.000 min
Lab File: F6798.D
Acq: 16 Jun 2021 2:42 pm

Tgt Ion: 50 Resp: 1347

Ion	Ratio	Lower	Upper
50	100		
52	30.0	12.3	52.3

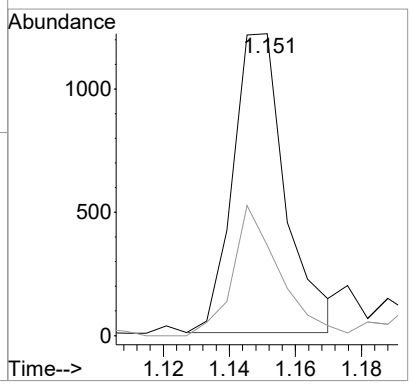

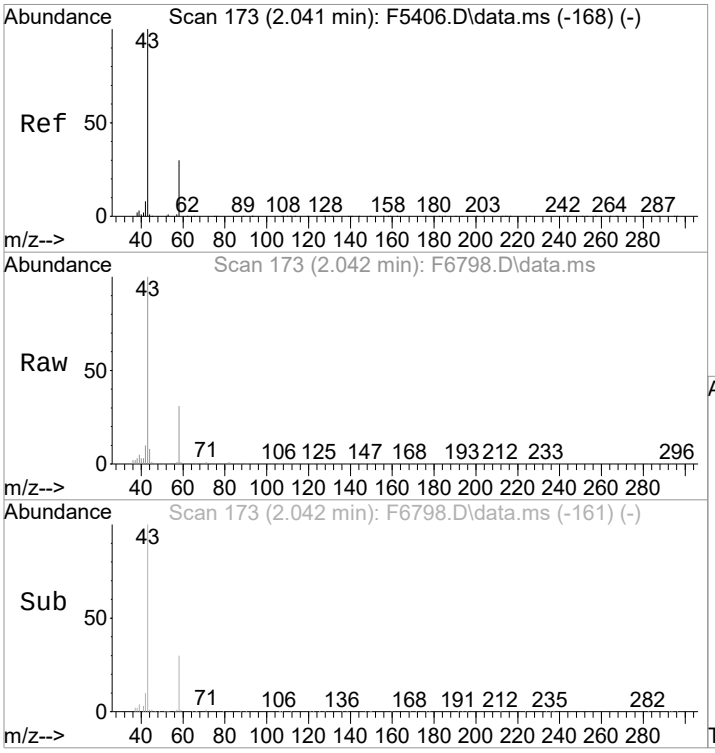

#15
Acetone
Concen: 8.56 ug/L
RT: 2.042 min Scan# 173
Delta R.T. 0.001 min
Lab File: F6798.D
Acq: 16 Jun 2021 2:42 pm

Tgt Ion: 43 Resp: 14876

Ion	Ratio	Lower	Upper
43	100		
58	31.4	8.9	48.9
42	10.2	0.0	27.9

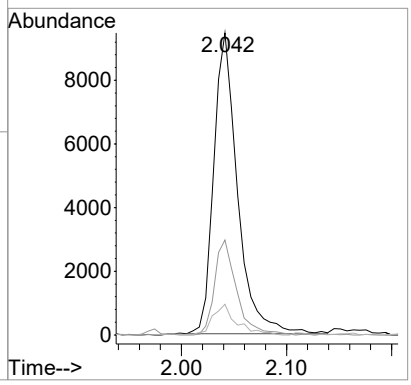

1st FN 06/17/21
2nd KR 06/17/21

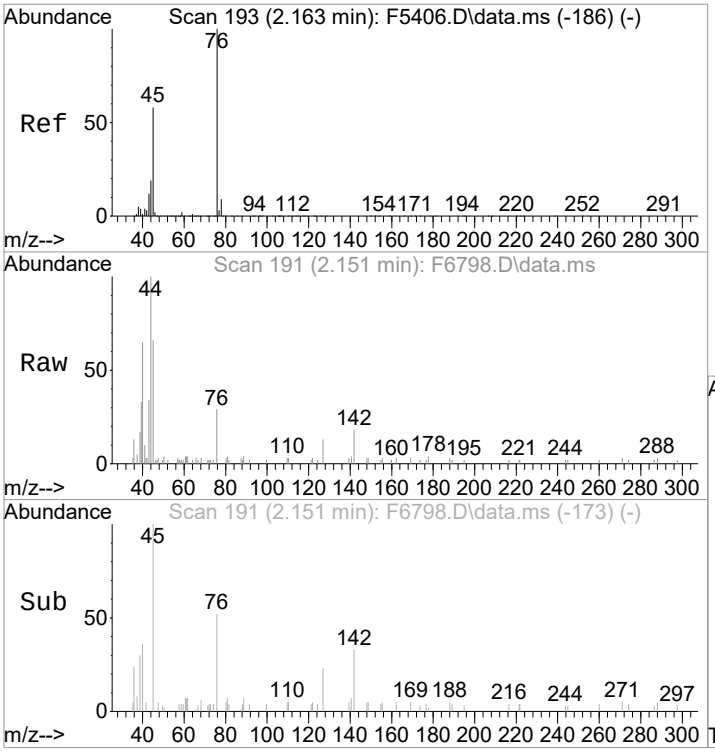

#16
2-Propanol
Concen: 1.79 ug/L
RT: 2.151 min Scan# 191
Delta R.T. -0.000 min
Lab File: F6798.D
Acq: 16 Jun 2021 2:42 pm

Tgt Ion: 45 Resp: 700

Ion	Ratio	Lower	Upper
45	100		
43	51.3	0.0	40.0#

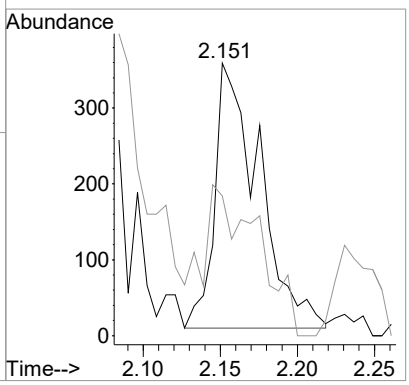

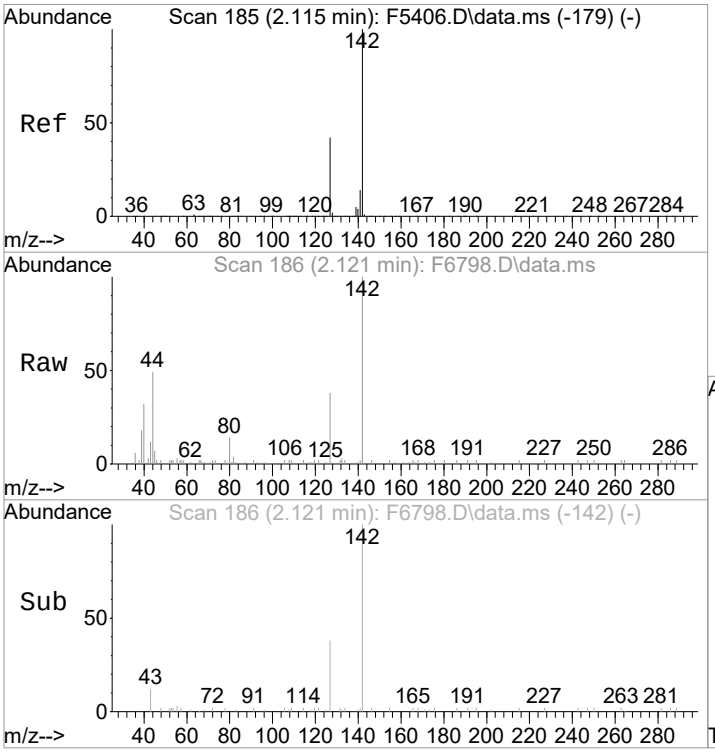

#17
Iodomethane
Concen: 3.24 ug/L
RT: 2.121 min Scan# 186
Delta R.T. 0.007 min
Lab File: F6798.D
Acq: 16 Jun 2021 2:42 pm

Tgt Ion:142 Resp: 1246

Ion	Ratio	Lower	Upper
142	100		
127	38.1	22.2	62.2

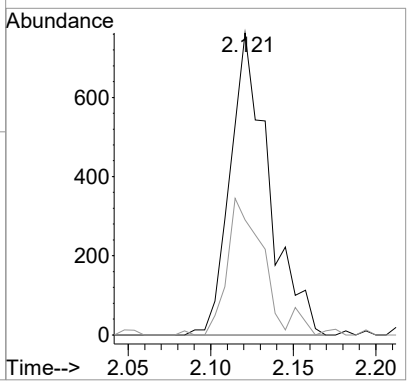

1st FN 06/17/21
2nd KR 06/17/21

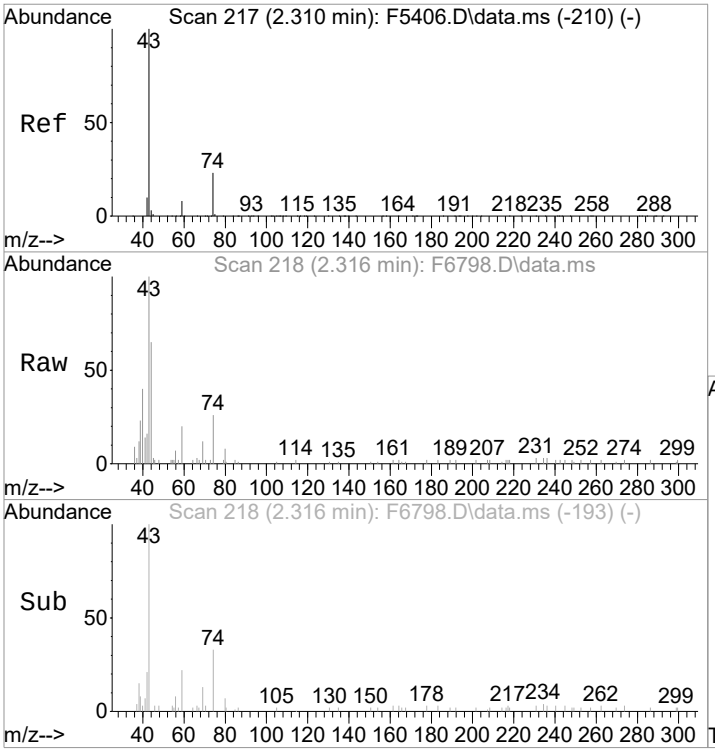

#21
Methyl Acetate
Concen: 0.37 ug/L
RT: 2.316 min Scan# 218
Delta R.T. 0.012 min
Lab File: F6798.D
Acq: 16 Jun 2021 2:42 pm

Tgt Ion: 43 Resp: 1161

Ion	Ratio	Lower	Upper
43	100		
59	20.1	0.0	28.5
74	25.6	3.4	43.4

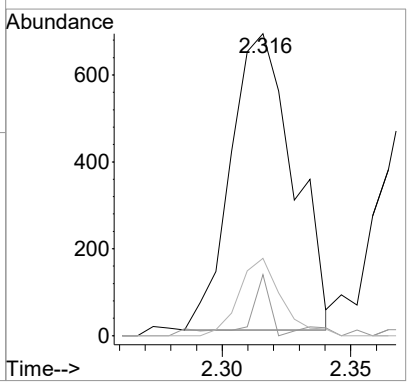

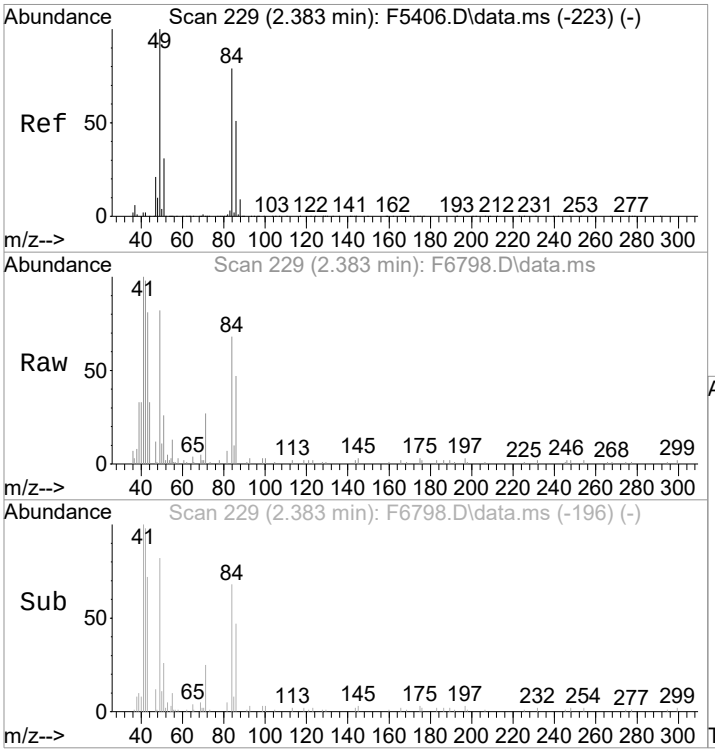

#22
Methylene Chloride
Concen: Below Cal
RT: 2.383 min Scan# 229
Delta R.T. 0.001 min
Lab File: F6798.D
Acq: 16 Jun 2021 2:42 pm

Tgt Ion: 84 Resp: 696

Ion	Ratio	Lower	Upper
84	100		
86	69.5	44.7	84.7
49	120.7	106.4	146.4
51	37.8	18.8	58.8

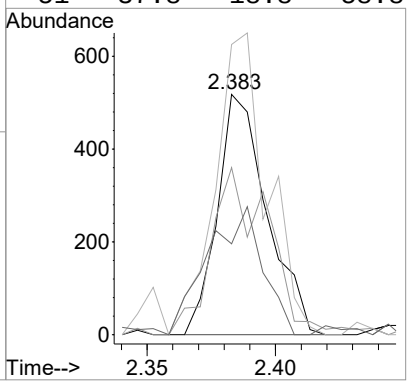

1st FN 06/17/21
2nd KR 06/17/21

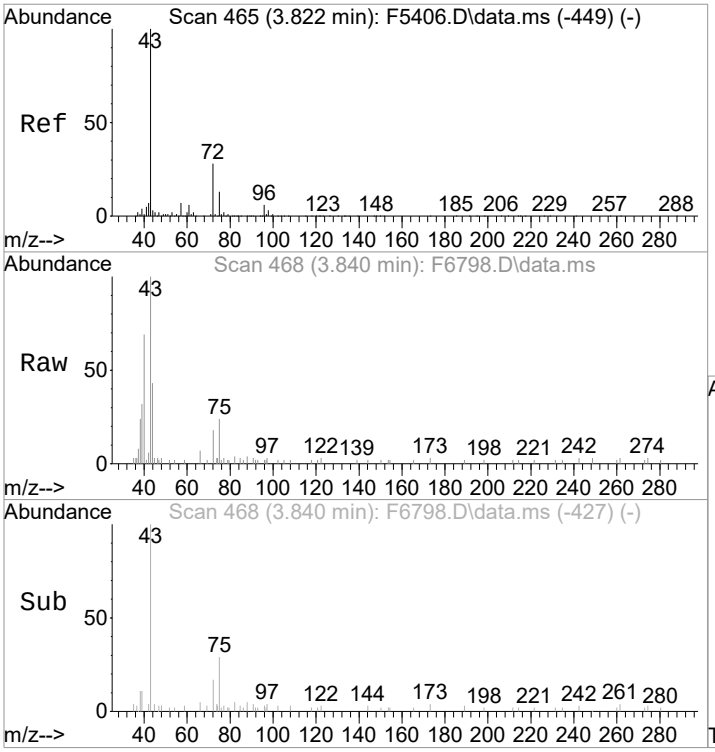

#34
2-Butanone
Concen: 0.72 ug/L
RT: 3.840 min Scan# 468
Delta R.T. 0.024 min
Lab File: F6798.D
Acq: 16 Jun 2021 2:42 pm

Tgt Ion: 43 Resp: 1609

Ion	Ratio	Lower	Upper
43	100		
72	18.1	7.8	47.8
57	0.0	0.0	26.9

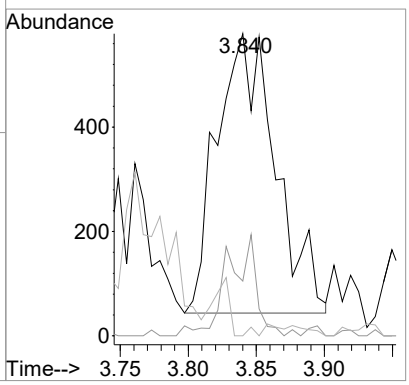

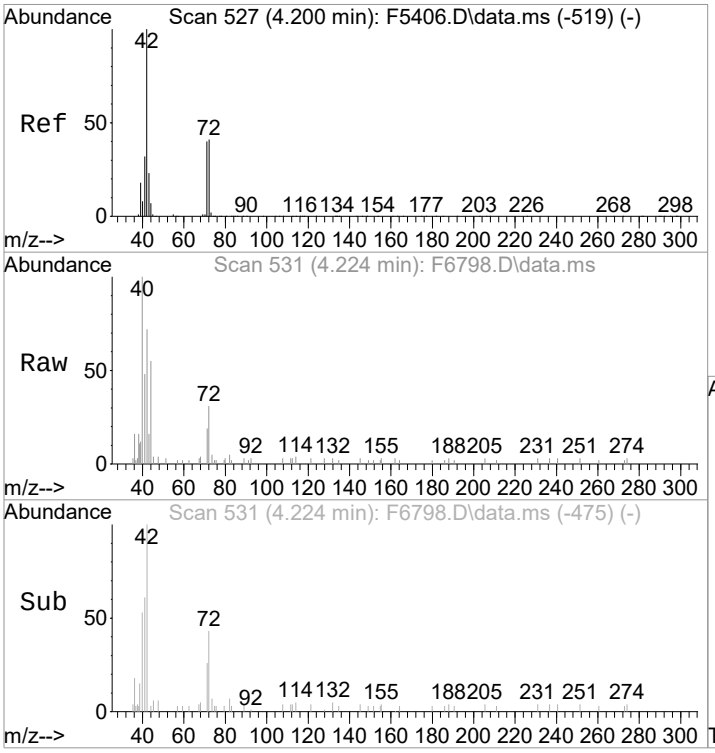

#38
Tetrahydrofuran
Concen: 0.85 ug/L m
RT: 4.224 min Scan# 531
Delta R.T. 0.024 min
Lab File: F6798.D
Acq: 16 Jun 2021 2:42 pm

Tgt Ion: 42 Resp: 1228

Ion	Ratio	Lower	Upper
42	100		
72	43.5	20.6	60.6

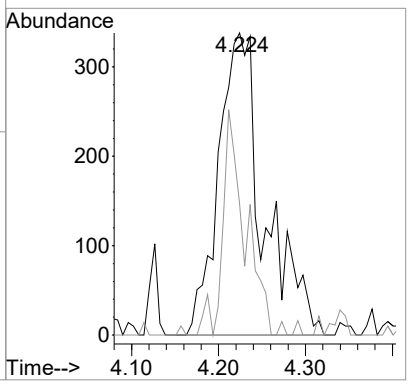

1st FN 06/17/21
2nd KR 06/17/21

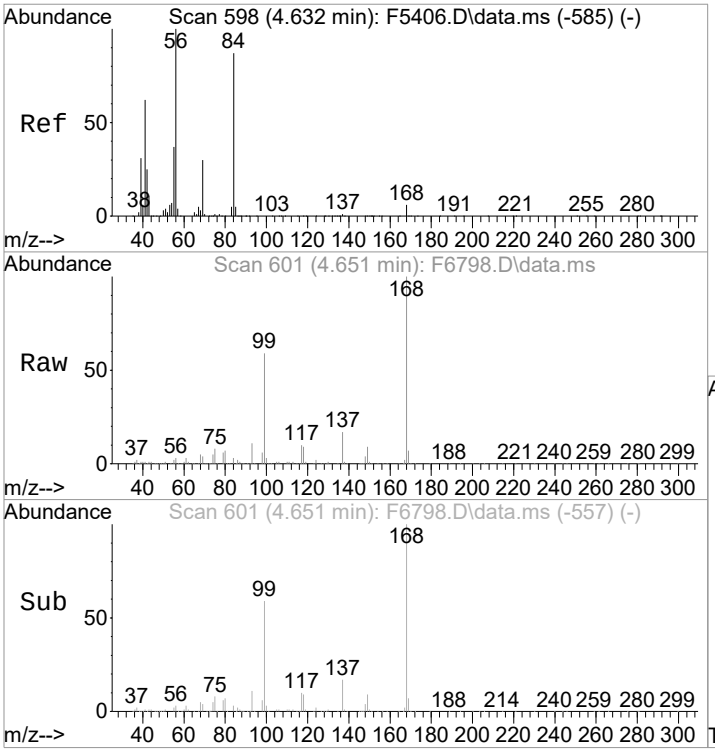

#43
Cyclohexane
Concen: 0.34 ug/L m
RT: 4.651 min Scan# 601
Delta R.T. 0.018 min
Lab File: F6798.D
Acq: 16 Jun 2021 2:42 pm

Tgt Ion: 41 Resp: 1053

Ion	Ratio	Lower	Upper
41	100		
39	72.5	30.8	70.8#

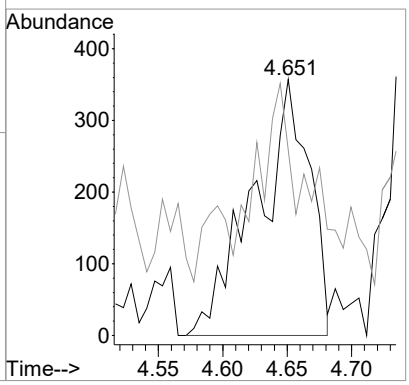

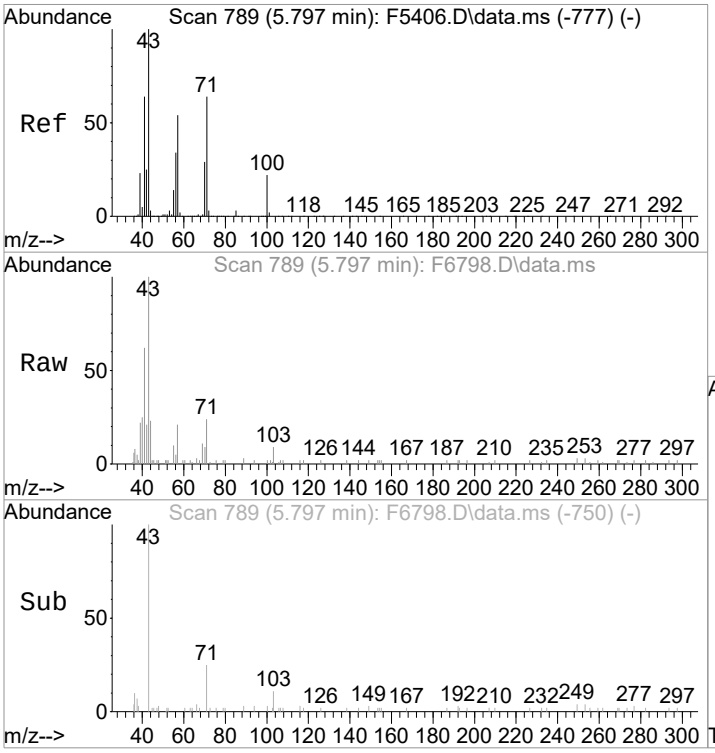

#51
n-Heptane
Concen: 0.39 ug/L
RT: 5.797 min Scan# 789
Delta R.T. -0.000 min
Lab File: F6798.D
Acq: 16 Jun 2021 2:42 pm

Tgt Ion: 43 Resp: 1552

Ion	Ratio	Lower	Upper
43	100		
57	21.3	34.0	74.0#
71	23.9	43.6	83.6#

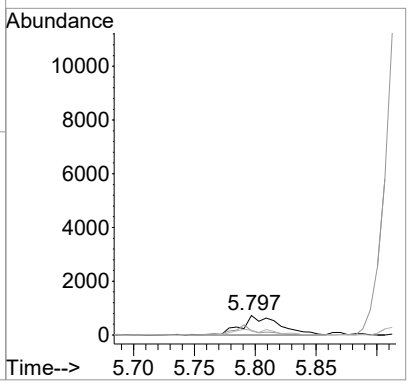

1st FN 06/17/21
2nd KR 06/17/21

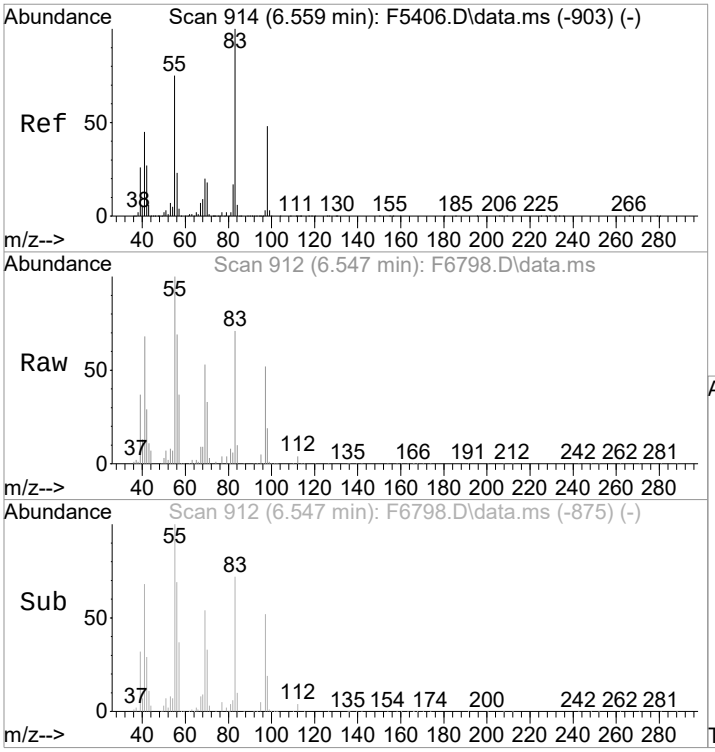

#54
Methylcyclohexane
Concen: 3.15 ug/L
RT: 6.547 min Scan# 912
Delta R.T. -0.012 min
Lab File: F6798.D
Acq: 16 Jun 2021 2:42 pm

Tgt Ion: 55 Resp: 13095

Ion	Ratio	Lower	Upper
55	100		
83	71.3	112.7	152.7#
98	18.8	43.7	83.7#

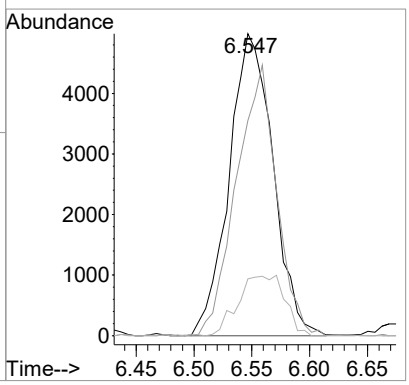

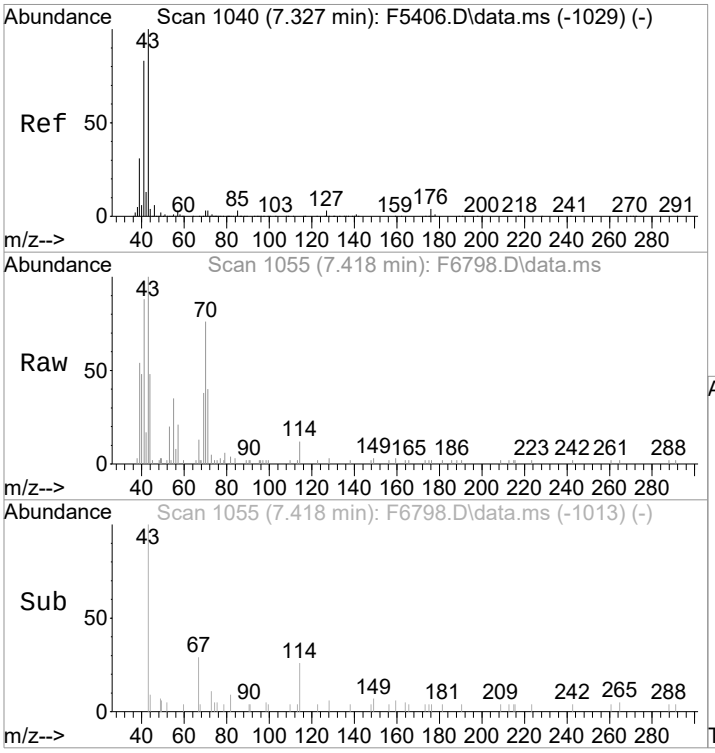

#60
2-Nitropropane
Concen: Below Cal
RT: 7.418 min Scan# 1055
Delta R.T. 0.085 min
Lab File: F6798.D
Acq: 16 Jun 2021 2:42 pm

Tgt Ion: 41 Resp: 499

Ion	Ratio	Lower	Upper
41	100		
43	113.3	100.3	140.3

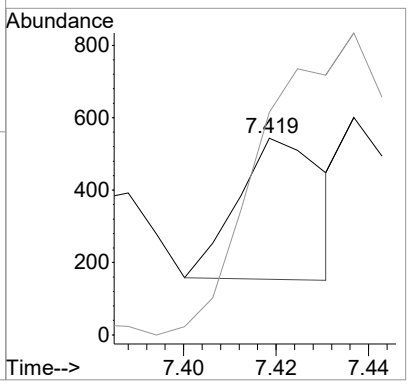

1st FN 06/17/21
2nd KR 06/17/21

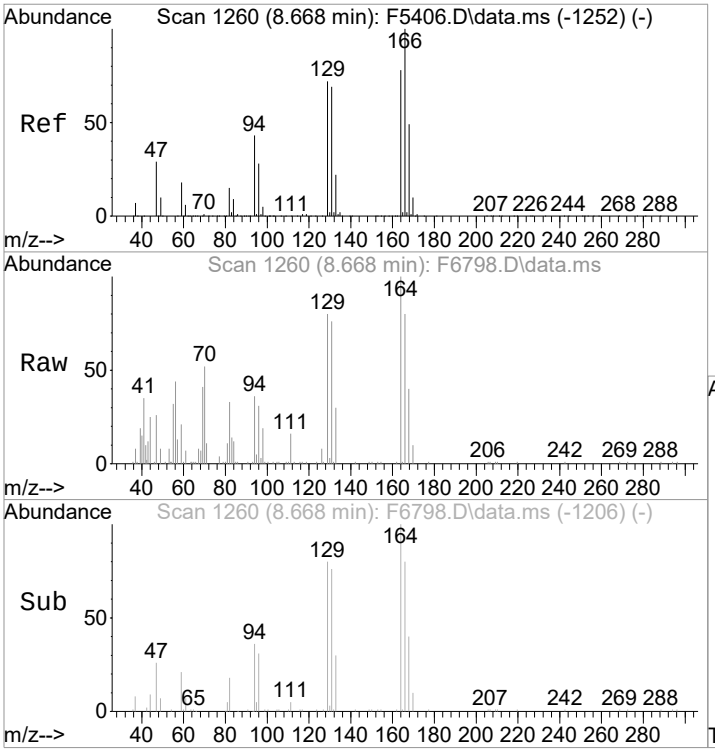

#71
Tetrachloroethene
Concen: 0.87 ug/L
RT: 8.668 min Scan# 1260
Delta R.T. -0.000 min
Lab File: F6798.D
Acq: 16 Jun 2021 2:42 pm

Tgt Ion:164 Resp: 2487

Ion	Ratio	Lower	Upper
164	100		
166	80.2	108.9	148.9#
129	80.4	72.2	112.2
131	75.8	68.5	108.5

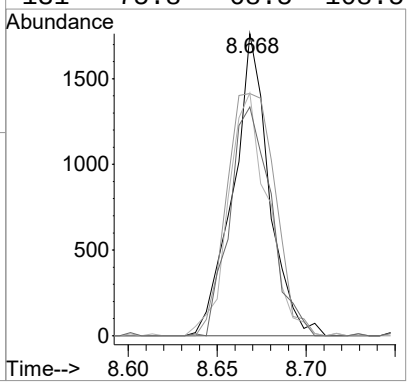

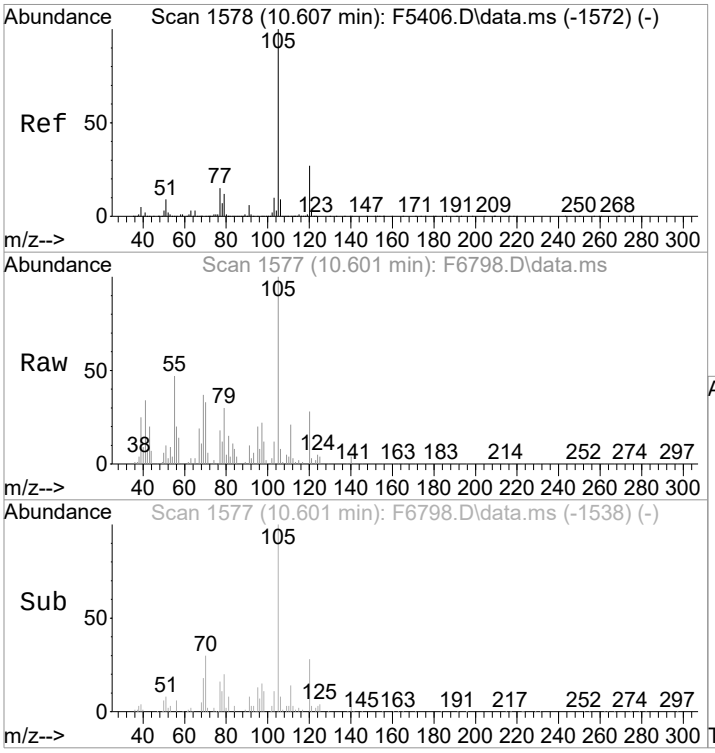

#84
Isopropylbenzene
Concen: 0.44 ug/L
RT: 10.601 min Scan# 1577
Delta R.T. -0.006 min
Lab File: F6798.D
Acq: 16 Jun 2021 2:42 pm

Tgt Ion:105 Resp: 6880

Ion	Ratio	Lower	Upper
105	100		
120	28.3	7.3	47.3
106	8.4	0.0	28.8

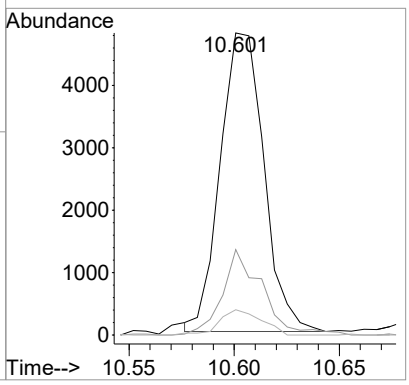

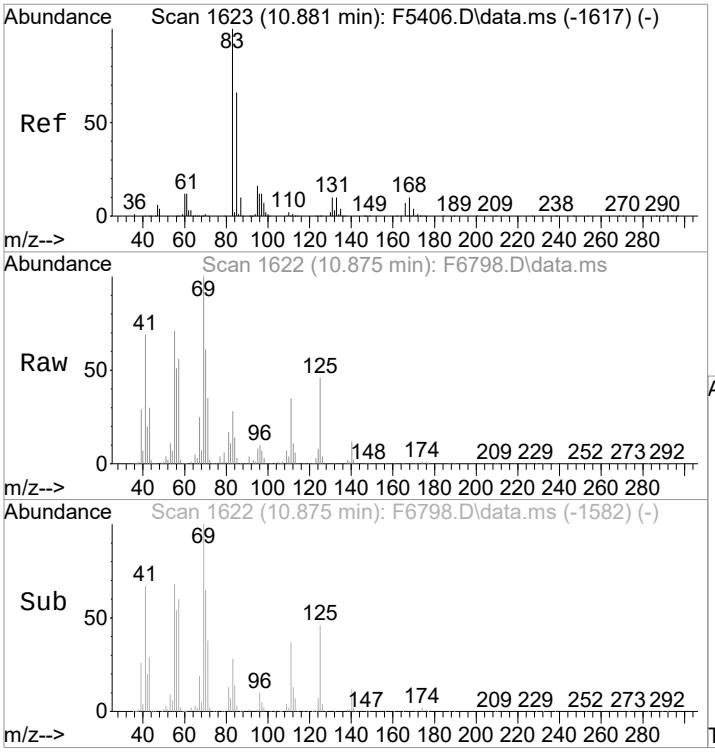

#88
1,1,2,2-Tetrachloroethane
Concen: 1.71 ug/L
RT: 10.875 min Scan# 1622
Delta R.T. -0.006 min
Lab File: F6798.D
Acq: 16 Jun 2021 2:42 pm

Tgt Ion: 83 Resp: 6198

Ion	Ratio	Lower	Upper
83	100		
85	9.7	45.4	85.4#
131	0.0	0.0	30.6

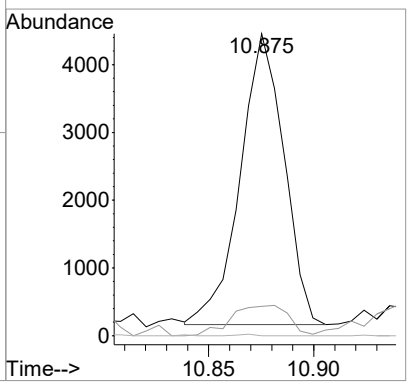

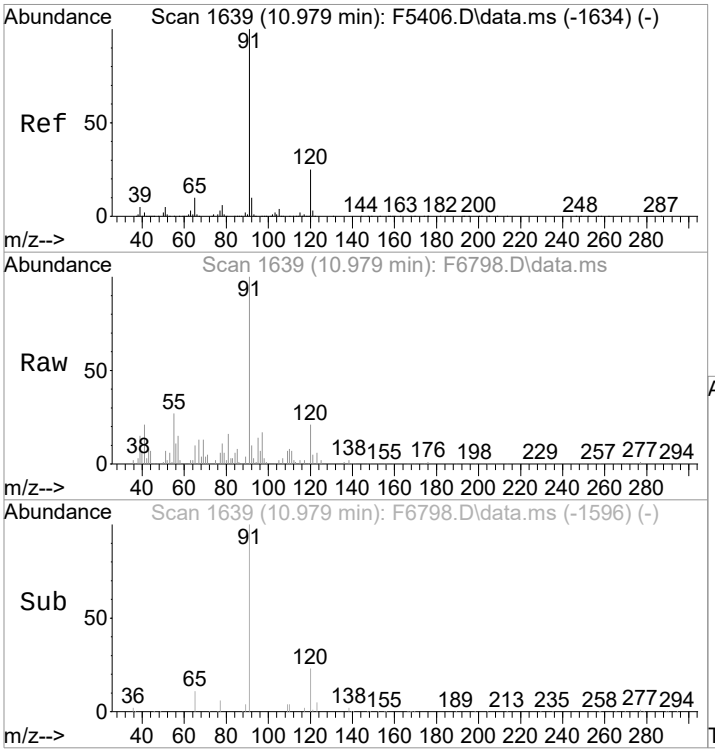

#91
n-Propylbenzene
Concen: 0.42 ug/L
RT: 10.979 min Scan# 1639
Delta R.T. -0.000 min
Lab File: F6798.D
Acq: 16 Jun 2021 2:42 pm

Tgt Ion: 91 Resp: 6010

Ion	Ratio	Lower	Upper
91	100		
120	20.7	4.6	44.6
65	9.9	0.0	30.4

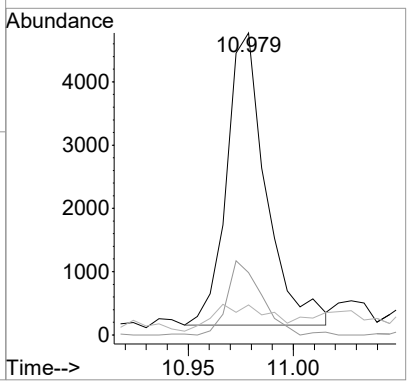

1st FN 06/17/21
2nd KR 06/17/21

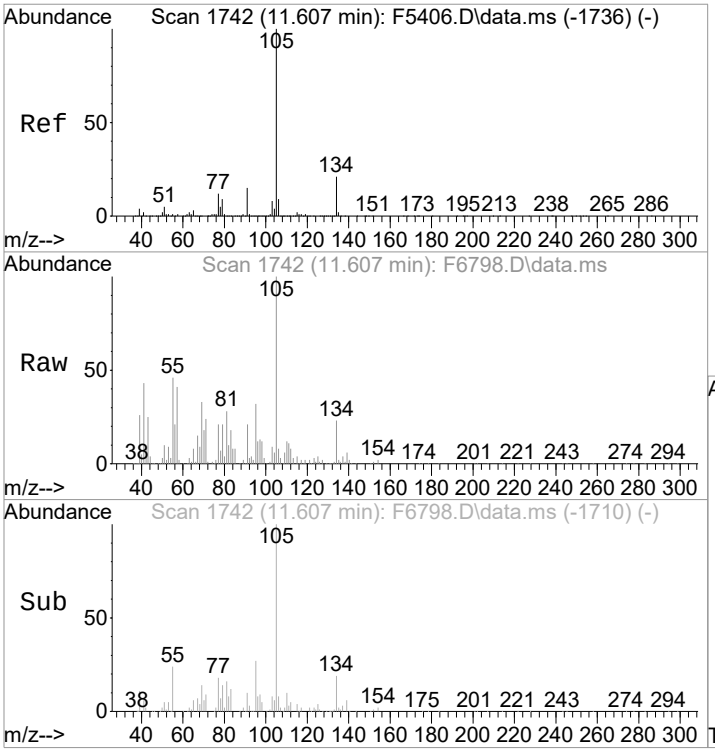

#97
sec-Butylbenzene
Concen: 0.76 ug/L
RT: 11.607 min Scan# 1742
Delta R.T. -0.000 min
Lab File: F6798.D
Acq: 16 Jun 2021 2:42 pm

Tgt Ion:105 Resp: 10198

Ion	Ratio	Lower	Upper
105	100		
134	23.2	0.9	40.9
103	8.8	0.0	28.5

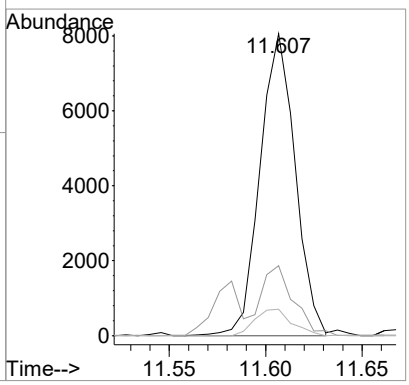

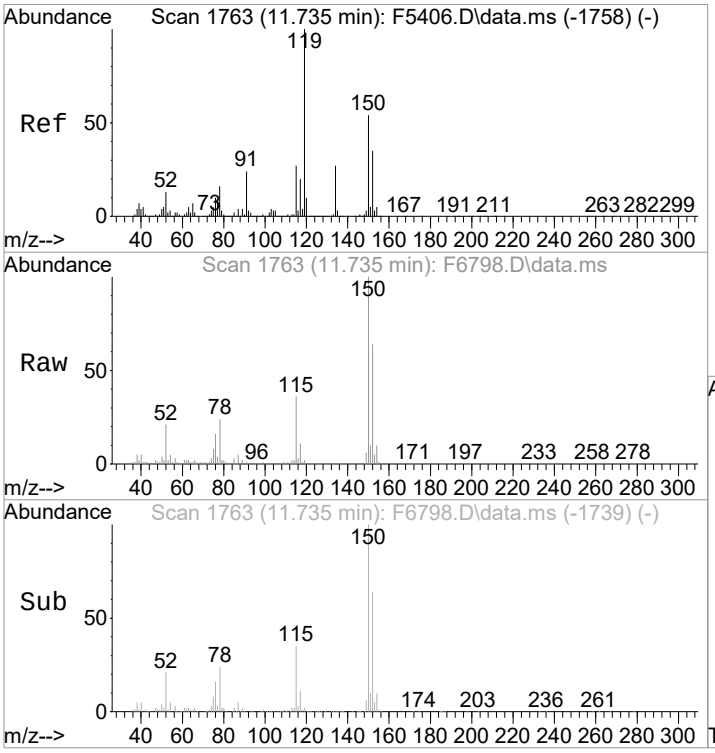

#98
p-Isopropyltoluene
Concen: 0.55 ug/L
RT: 11.735 min Scan# 1763
Delta R.T. -0.000 min
Lab File: F6798.D
Acq: 16 Jun 2021 2:42 pm

Tgt Ion:119 Resp: 6356

Ion	Ratio	Lower	Upper
119	100		
134	27.4	7.1	47.1
91	40.0	3.6	43.6

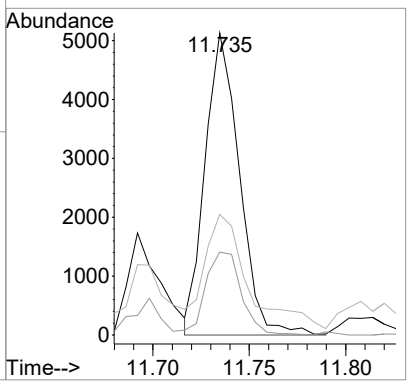

1st FN 06/17/21
2nd KR 06/17/21

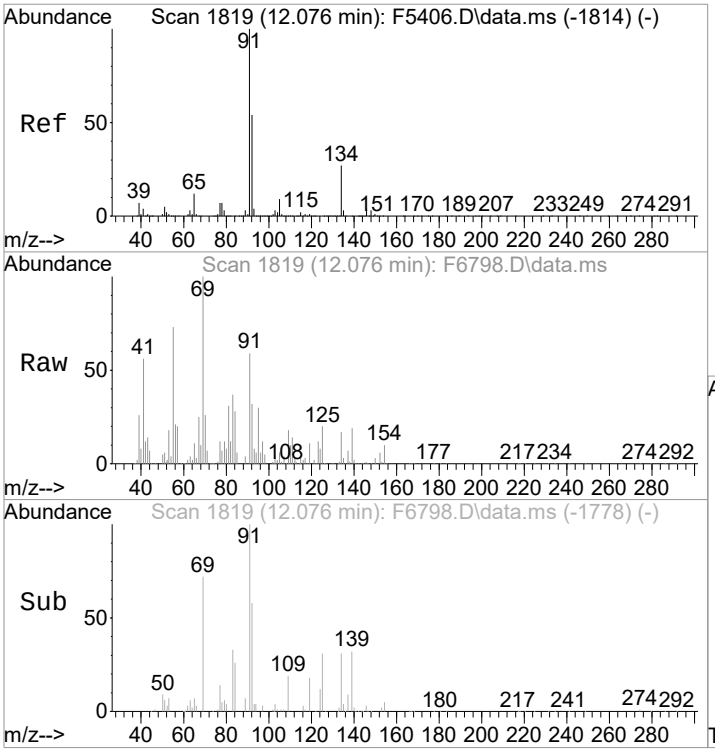

#101
n-Butylbenzene
Concen: 0.45 ug/L m
RT: 12.076 min Scan# 1819
Delta R.T. -0.000 min
Lab File: F6798.D
Acq: 16 Jun 2021 2:42 pm

Tgt Ion: 91 Resp: 4603

Ion	Ratio	Lower	Upper
91	100		
92	53.1	33.6	73.6
134	27.8	7.4	47.4

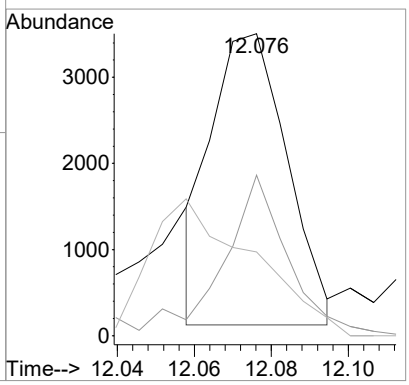

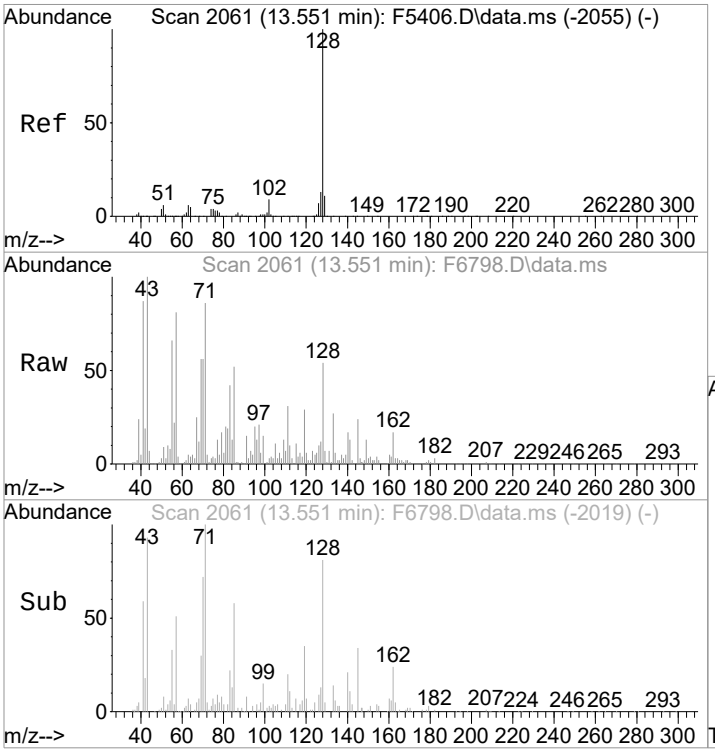

#107
Naphthalen
Concen: 0.46 ug/L
RT: 13.551 min Scan# 2061
Delta R.T. -0.000 min
Lab File: F6798.D
Acq: 16 Jun 2021 2:42 pm

Tgt Ion:128 Resp: 5925

Ion	Ratio	Lower	Upper
128	100		
127	21.6	0.0	32.9
102	5.4	0.0	28.5

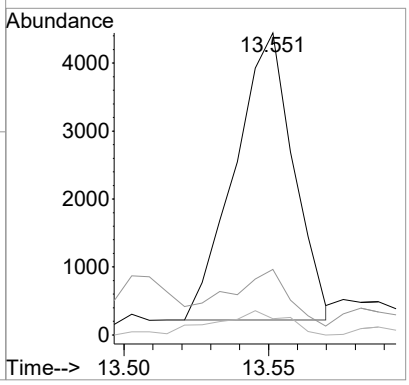

1st FN 06/17/21
2nd KR 06/17/21

Quantitation Report (Qedit)

Data Path : I:\ACQUDATA\MSVOA14\Data\061621\
Data File : F6799.D
Acq On : 16 Jun 2021 3:05 pm
Operator : F.NAEGLER
Sample : R2105887-011|1.00 Inst : MSVOA14
Misc : LUE 13584 T4
ALS Vial : 14 Sample Multiplier: 1

Quant Time: Jun 16 15:43:02 2021
Quant Method : I:\ACQUDATA\MSVOA14\Methods\S050321.M
Quant Title : MS#14 - 8260 SOILS 10ml PURGE
QLast Update : Tue May 04 08:45:11 2021
Response via : Initial Calibration

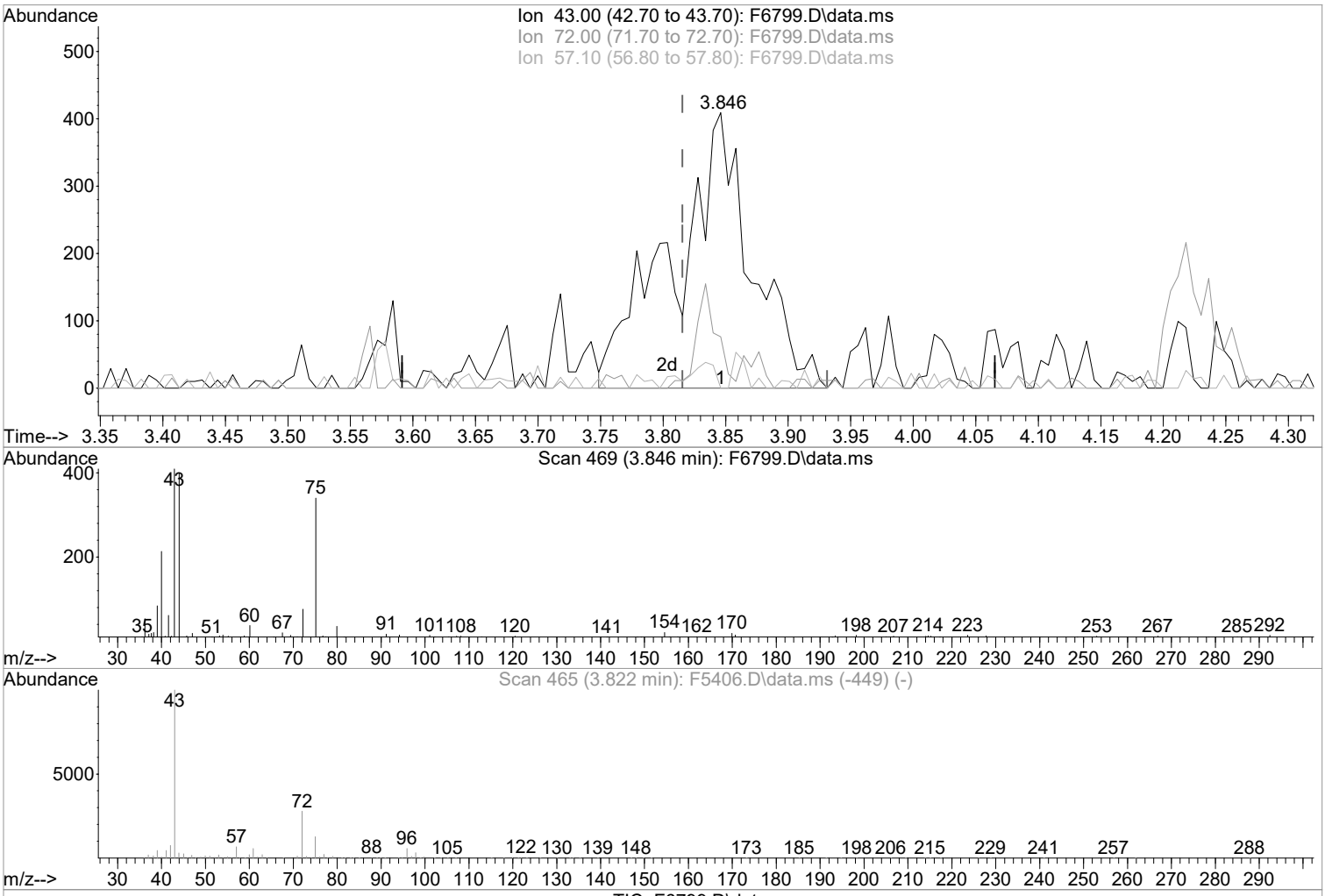

TIC: F6799.D\data.ms

(34) 2-Butanone (P)

3.846min (+0.030) 0.80 ug/L m

response 1775

Ion	Exp%	Act%
43.00	100	100
72.00	27.80	18.58
57.10	6.90	0.00
0.00	0.00	0.00

Manual Integration:

After

Poor integration.

06/17/21

1st FN 06/17/21
2nd KR 06/17/21

Quantitation Report (Qedit)

Data Path : I:\ACQUDATA\MSVOA14\Data\061621\
Data File : F6799.D
Acq On : 16 Jun 2021 3:05 pm
Operator : F.NAEGLER
Sample : R2105887-011|1.00 Inst : MSVOA14
Misc : LUE 13584 T4
ALS Vial : 14 Sample Multiplier: 1

Quant Time: Jun 16 15:43:02 2021
Quant Method : I:\ACQUDATA\MSVOA14\Methods\S050321.M
Quant Title : MS#14 - 8260 SOILS 10ml PURGE
QLast Update : Tue May 04 08:45:11 2021
Response via : Initial Calibration

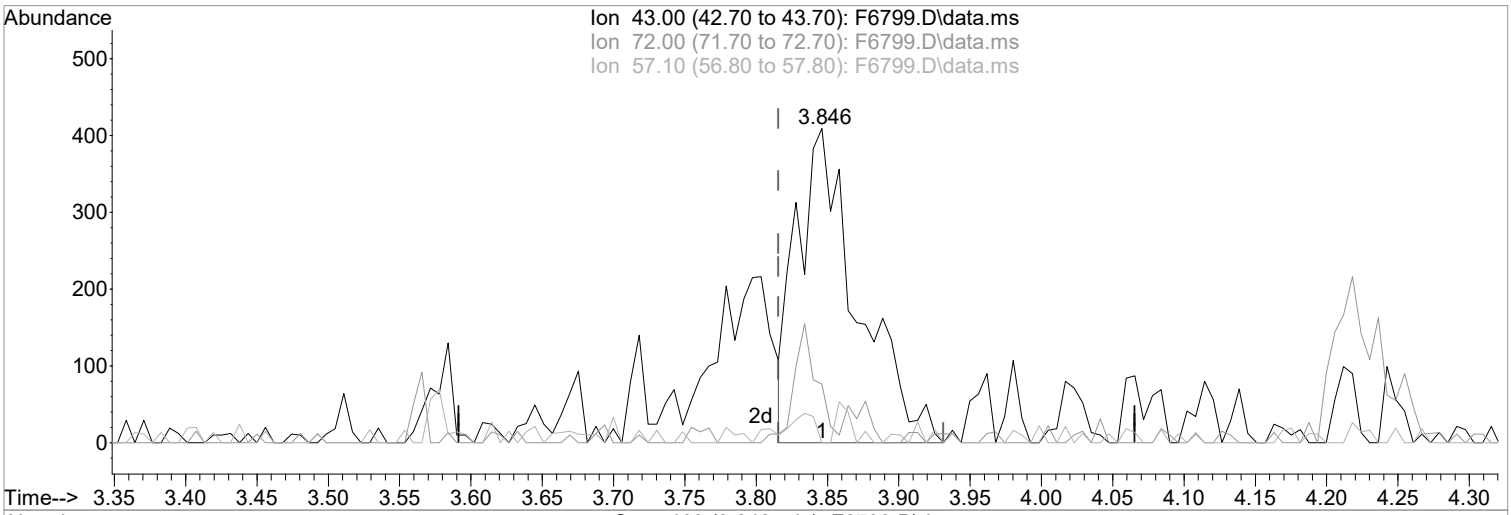

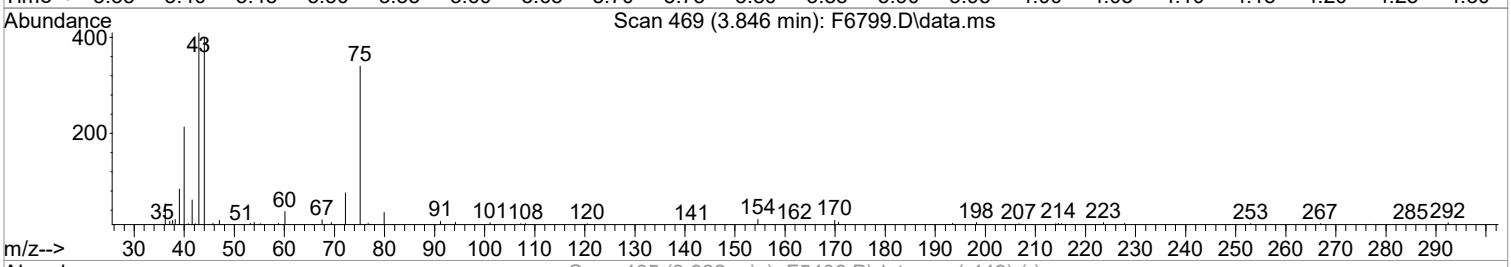



TIC: F6799.D\data.ms

(34) 2-Butanone (P)

3.846min (+0.030) 0.55 ug/L

response 1208

Ion	Exp%	Act%
43.00	100	100
72.00	27.80	18.58
57.10	6.90	0.00
0.00	0.00	0.00

Manual Integration:

Before

06/17/21

1st FN 06/17/21
2nd KR 06/17/21

Quantitation Report (Qedit)

Data Path : I:\ACQUDATA\MSVOA14\Data\061621\
Data File : F6799.D
Acq On : 16 Jun 2021 3:05 pm
Operator : F.NAEGLER
Sample : R2105887-011|1.00 Inst : MSVOA14
Misc : LUE 13584 T4
ALS Vial : 14 Sample Multiplier: 1

Quant Time: Jun 16 15:42:48 2021
Quant Method : I:\ACQUDATA\MSVOA14\Methods\S050321.M
Quant Title : MS#14 - 8260 SOILS 10ml PURGE
QLast Update : Tue May 04 08:45:11 2021
Response via : Initial Calibration

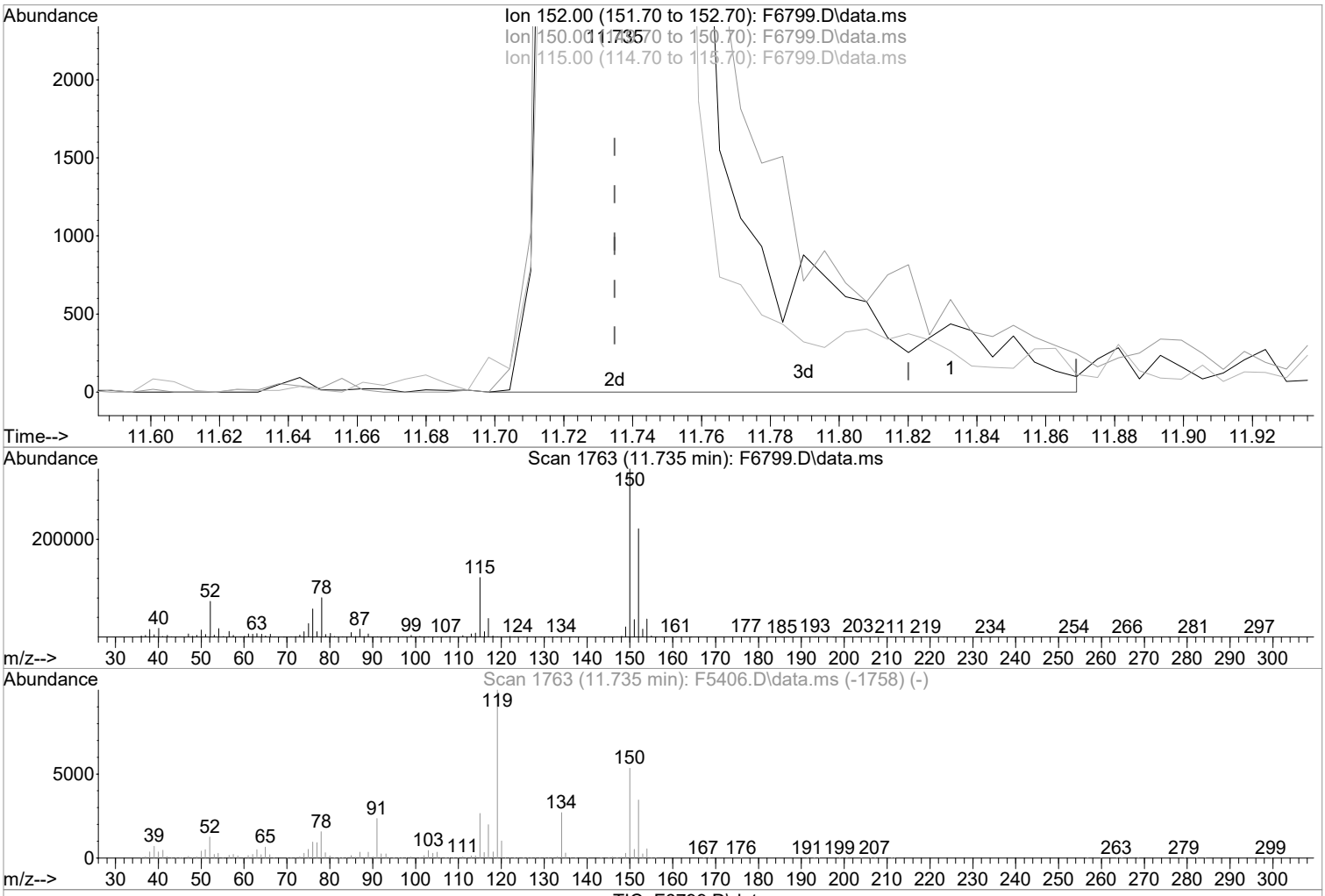

(87) 1,4-Dichlorobenzene-d4 (i)

11.735min (-0.000) 50.00 ug/L m

response 257711

Ion	Exp%	Act%
152.00	100	100
150.00	154.80	155.28
115.00	77.00	55.08#
0.00	0.00	0.00

Manual Integration:

After

Peak not found.

06/16/21

1st FN 06/17/21
2nd KR 06/17/21

Quantitation Report (Qedit)

Data Path : I:\ACQUDATA\MSVOA14\Data\061621\
Data File : F6799.D
Acq On : 16 Jun 2021 3:05 pm
Operator : F.NAEGLER
Sample : R2105887-011|1.00 Inst : MSVOA14
Misc : LUE 13584 T4
ALS Vial : 14 Sample Multiplier: 1

Quant Time: Jun 16 15:42:48 2021
Quant Method : I:\ACQUDATA\MSVOA14\Methods\S050321.M
Quant Title : MS#14 - 8260 SOILS 10ml PURGE
QLast Update : Tue May 04 08:45:11 2021
Response via : Initial Calibration

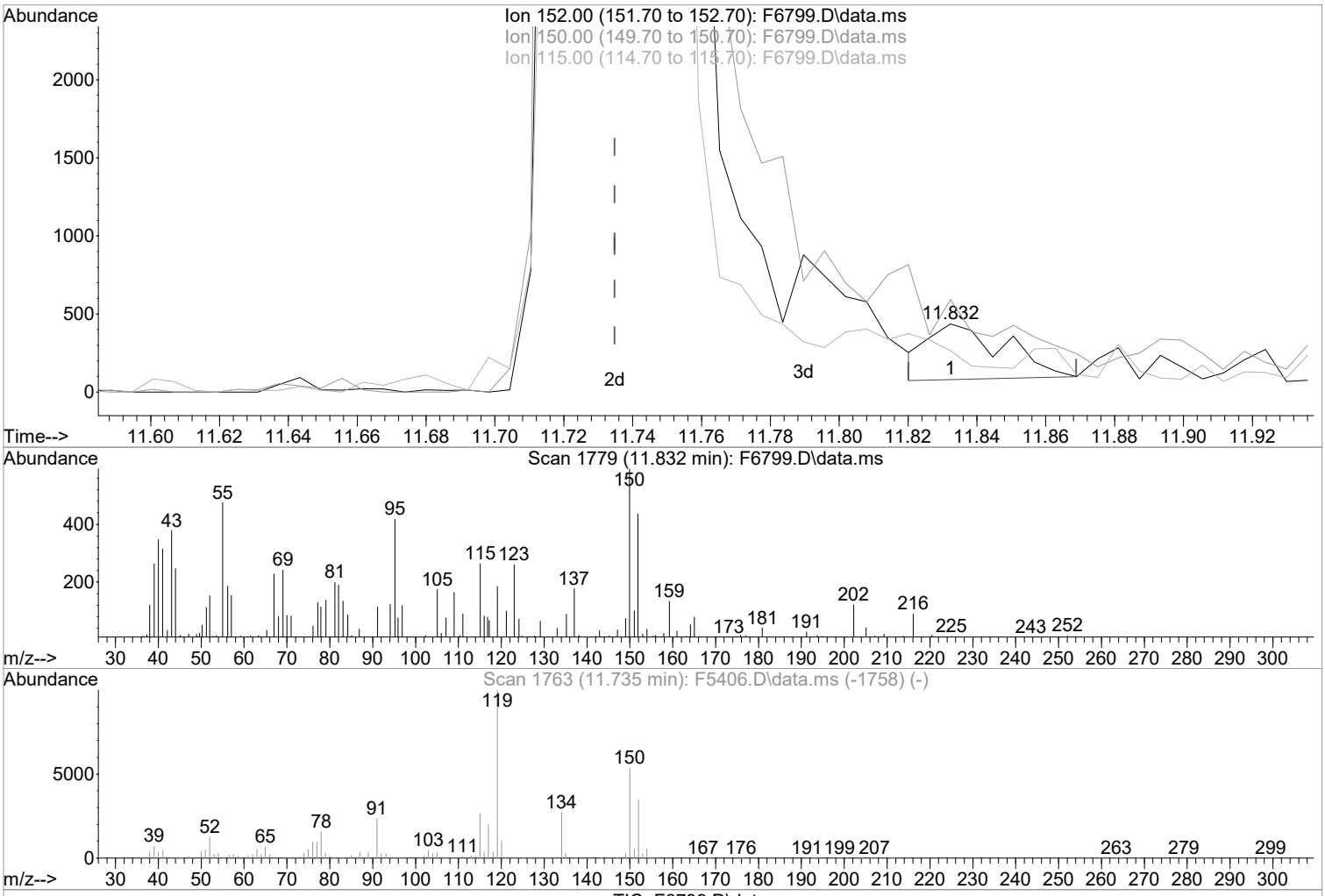

TIC: F6799.D\data.ms

(87) 1,4-Dichlorobenzene-d4 (i)

11.832min (+0.098) 50.00 ug/L

response 548

Ion	Exp%	Act%
152.00	100	100
150.00	154.80	135.47
115.00	77.00	60.41
0.00	0.00	0.00

Manual Integration:

Before

06/16/21

1st FN 06/17/21
2nd WR 06/17/21

Quantitation Report (QT Reviewed)

Data Path : I:\ACQUDATA\MSVOA14\Data\061621\
Data File : F6799.D
Acq On : 16 Jun 2021 3:05 pm
Operator : F.NAEGLER
Sample : R2105887-011|1.00 Inst : MSVOA14
Misc : LUE 13584 T4
ALS Vial : 14 Sample Multiplier: 1

Quant Time: Jun 17 15:32:01 2021
Quant Method : I:\ACQUDATA\MSVOA14\Methods\S050321.M
Quant Title : MS#14 - 8260 SOILS 10ml PURGE
QLast Update : Tue May 04 08:45:11 2021
Response via : Initial Calibration

Compound	R.T.	QIon	Response	Conc	Units	Dev(Min)
Internal Standards						
1) Pentafluorobenzene	4.675	168	383903	50.00	ug/L	0.00
42) 1,4-Difluorobenzene	5.931	114	586398	50.00	ug/L	0.00
70) d5-Chlorobenzene	9.577	117	521395	50.00	ug/L	0.00
87) 1,4-Dichlorobenzene-d4	11.735	152	257711m	50.00	ug/L	0.00
System Monitoring Compounds						
44) SURR4,Dibrflmethane	4.529	113	173670	45.63	ug/L	0.00
Spiked Amount 50.000	Range 63 - 138		Recovery = 91.26%			
47) SURR1,1,2-dichloroetha...	5.108	65	213189	48.98	ug/L	0.00
Spiked Amount 50.000	Range 67 - 128		Recovery = 97.96%			
64) SURR3,Toluene-d8	7.943	98	725883	50.70	ug/L	0.00
Spiked Amount 50.000	Range 66 - 138		Recovery = 101.40%			
69) SURR2,BFB	10.723	95	245574	44.53	ug/L	0.00
Spiked Amount 50.000	Range 31 - 154		Recovery = 89.06%			
Target Compounds						Qvalue
3) Chloromethane	1.151	50	1724	0.37	ug/L	99
15) Acetone	2.042	43	11497	6.04	ug/L	97
16) 2-Propanol	2.157	45	640	1.65	ug/L	97
17) Iodomethane	2.121	142	1226	3.24	ug/L	90
21) Methyl Acetate	2.322	43	1078	0.34	ug/L	89
22) Methylene Chloride	2.383	84	887	Below Cal #		84
34) 2-Butanone	3.846	43	1775m	0.80	ug/L	
38) Tetrahydrofuran	4.212	42	1228	0.86	ug/L	94
53) Trichloroethene	6.291	130	2171	0.54	ug/L	97
60) 2-Nitropropane	7.333	41	281	Below Cal #		1
71) Tetrachloroethene	8.674	164	3777	1.31	ug/L	90

(#) = qualifier out of range (m) = manual integration (+) = signals summed

Quantitation Report (QT Reviewed)

Data Path : I:\ACQUDATA\MSVOA14\Data\061621\
Data File : F6799.D
Acq On : 16 Jun 2021 3:05 pm
Operator : F.NAEGLER
Sample : R2105887-011|1.00 Inst : MSVOA14
Misc : LUE 13584 T4
ALS Vial : 14 Sample Multiplier: 1

Quant Time: Jun 17 15:32:01 2021
Quant Method : I:\ACQUDATA\MSVOA14\Methods\S050321.M
Quant Title : MS#14 - 8260 SOILS 10ml PURGE
QLast Update : Tue May 04 08:45:11 2021
Response via : Initial Calibration

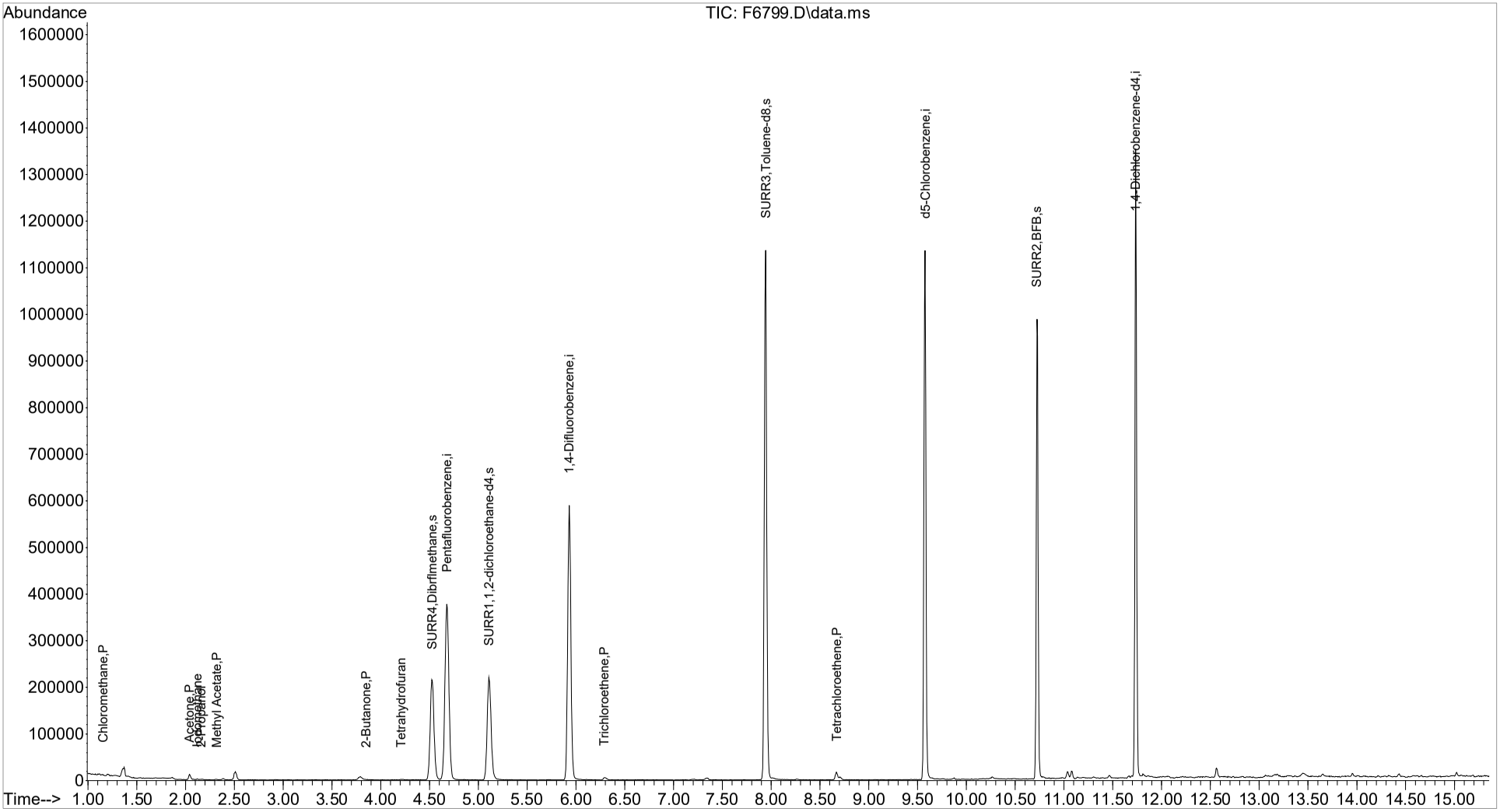

1st FJ 06/17/21
2nd NR 06/17/21

1st FN 06/17/21
2nd KR 06/17/21

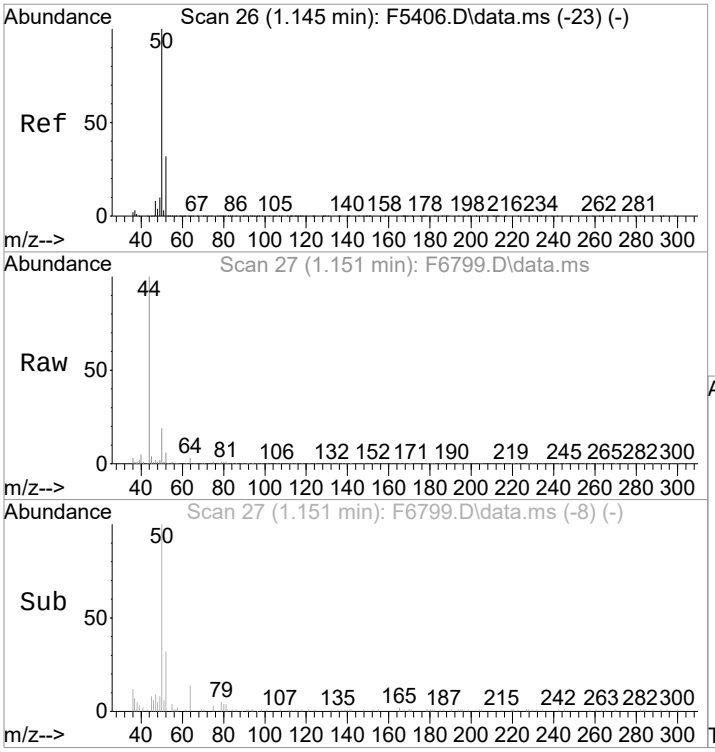

#3
Chloromethane
Concen: 0.37 ug/L
RT: 1.151 min Scan# 27
Delta R.T. -0.000 min
Lab File: F6799.D
Acq: 16 Jun 2021 3:05 pm

Tgt Ion: 50 Resp: 1724

Ion	Ratio	Lower	Upper
50	100		
52	32.9	12.3	52.3

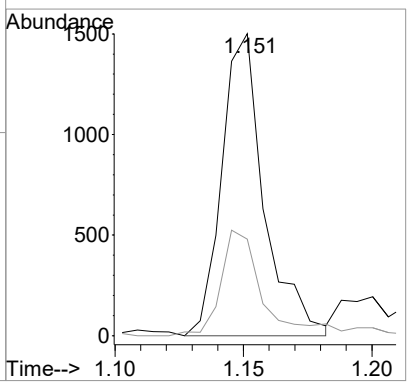

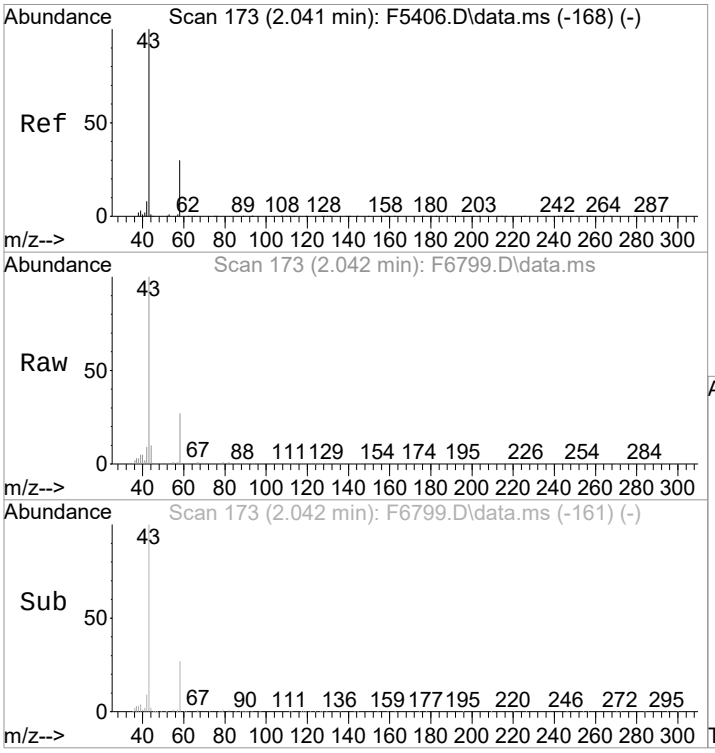

#15
Acetone
Concen: 6.04 ug/L
RT: 2.042 min Scan# 173
Delta R.T. 0.001 min
Lab File: F6799.D
Acq: 16 Jun 2021 3:05 pm

Tgt Ion: 43 Resp: 11497

Ion	Ratio	Lower	Upper
43	100		
58	27.3	8.9	48.9
42	9.0	0.0	27.9

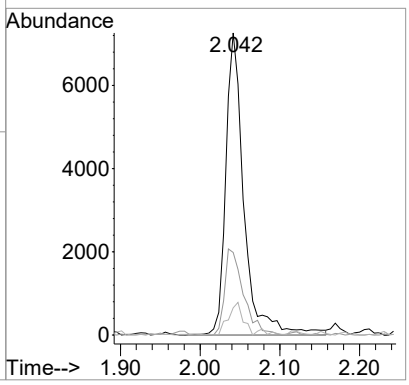

1st FN 06/17/21
2nd KR 06/17/21

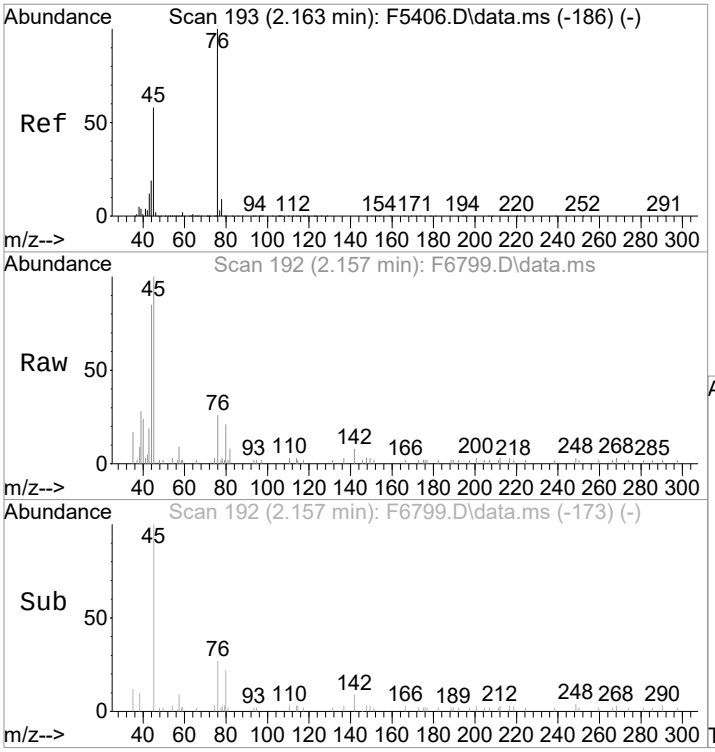

#16
2-Propanol
Concen: 1.65 ug/L
RT: 2.157 min Scan# 192
Delta R.T. 0.006 min
Lab File: F6799.D
Acq: 16 Jun 2021 3:05 pm

Tgt Ion: 45 Resp: 640

Ion	Ratio	Lower	Upper
45	100		
43	18.5	0.0	40.0

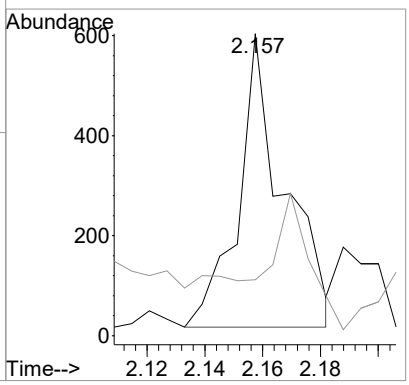

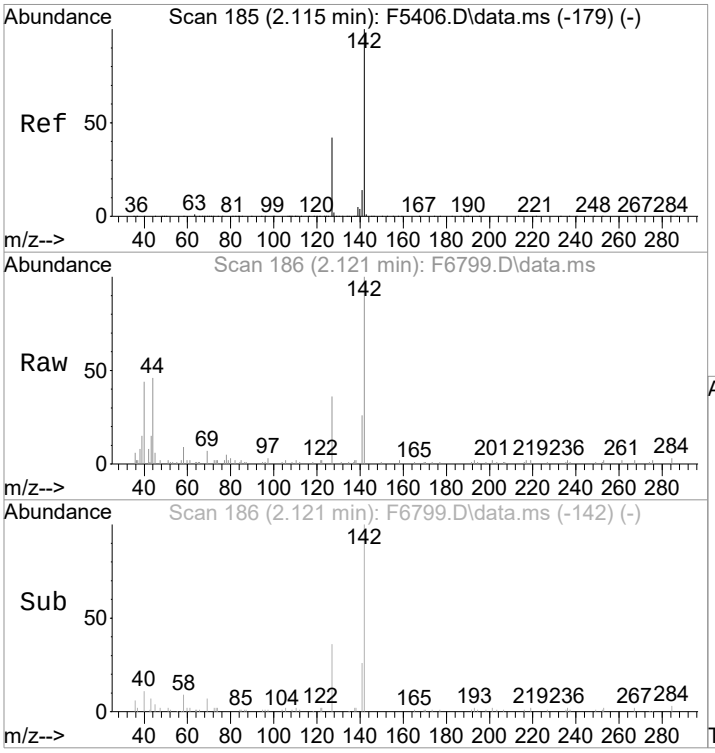

#17
Iodomethane
Concen: 3.24 ug/L
RT: 2.121 min Scan# 186
Delta R.T. 0.007 min
Lab File: F6799.D
Acq: 16 Jun 2021 3:05 pm

Tgt Ion:142 Resp: 1226

Ion	Ratio	Lower	Upper
142	100		
127	35.8	22.2	62.2

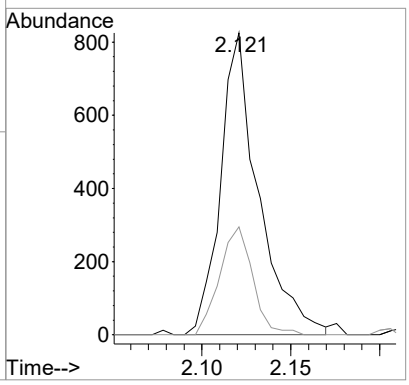

1st FN 06/17/21
2nd KR 06/17/21

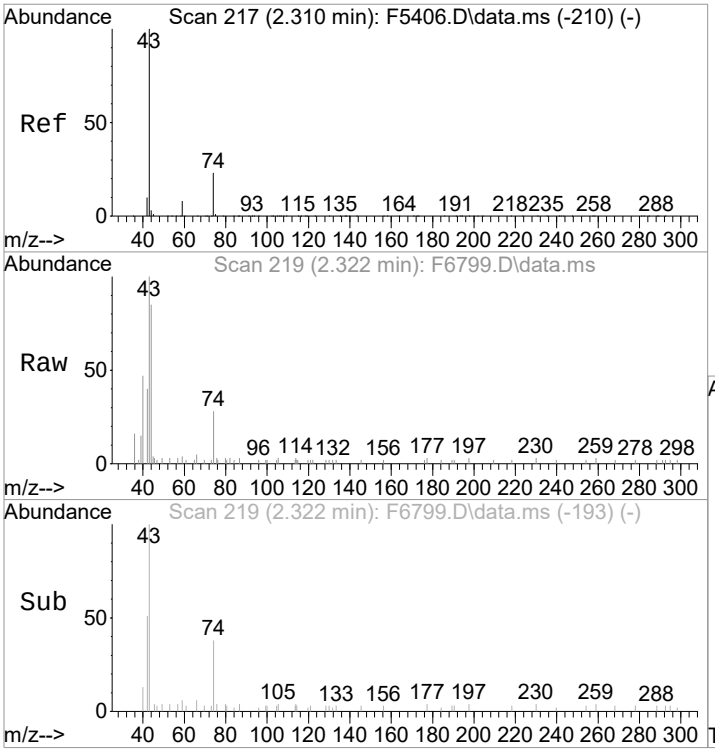

#21
Methyl Acetate
Concen: 0.34 ug/L
RT: 2.322 min Scan# 219
Delta R.T. 0.018 min
Lab File: F6799.D
Acq: 16 Jun 2021 3:05 pm

Tgt Ion: 43 Resp: 1078

Ion	Ratio	Lower	Upper
43	100		
59	4.2	0.0	28.5
74	28.5	3.4	43.4

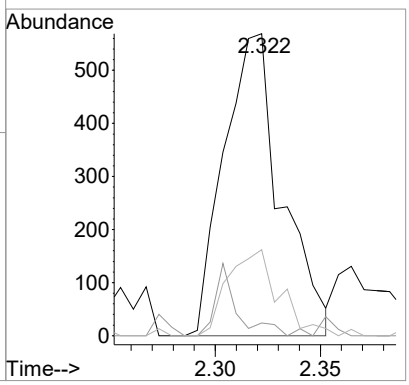

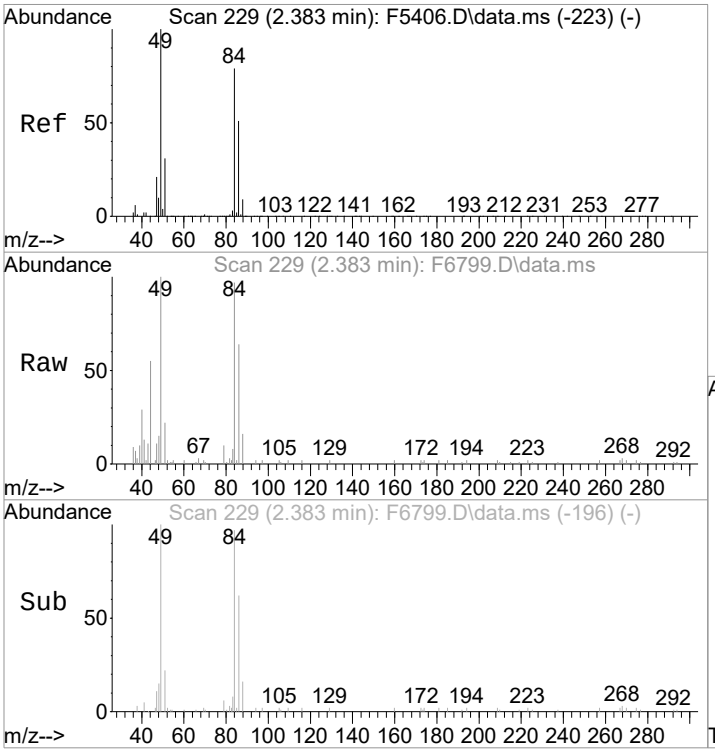

#22
Methylene Chloride
Concen: Below Cal
RT: 2.383 min Scan# 229
Delta R.T. 0.001 min
Lab File: F6799.D
Acq: 16 Jun 2021 3:05 pm

Tgt Ion: 84 Resp: 887

Ion	Ratio	Lower	Upper
84	100		
86	65.9	44.7	84.7
49	103.3	106.4	146.4#
51	22.8	18.8	58.8

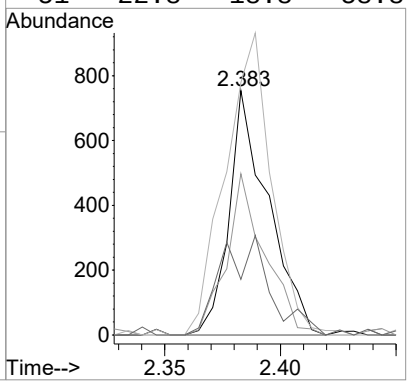

1st FN 06/17/21
2nd KR 06/17/21

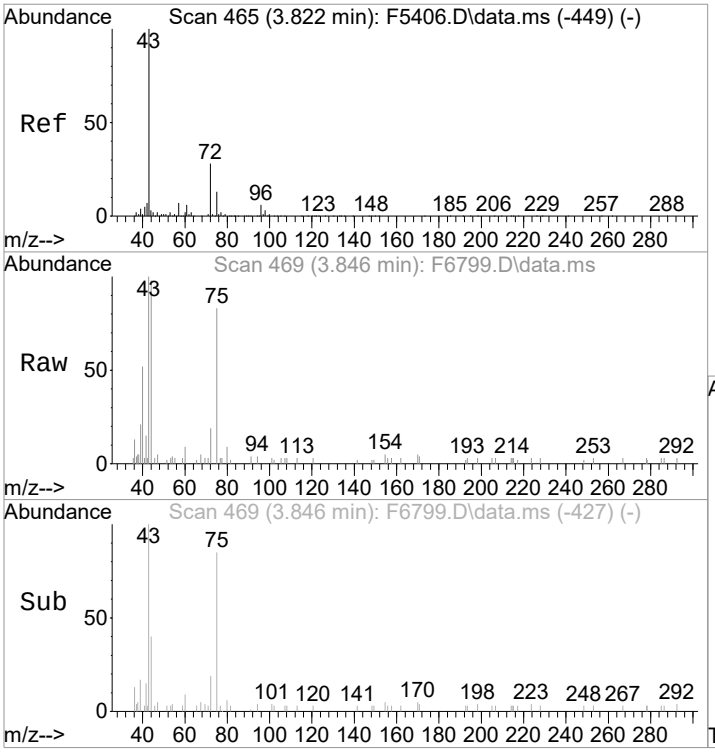

#34
2-Butanone
Concen: 0.80 ug/L m
RT: 3.846 min Scan# 469
Delta R.T. 0.030 min
Lab File: F6799.D
Acq: 16 Jun 2021 3:05 pm

Tgt Ion: 43 Resp: 1775

Ion	Ratio	Lower	Upper
43	100		
72	18.6	7.8	47.8
57	0.0	0.0	26.9

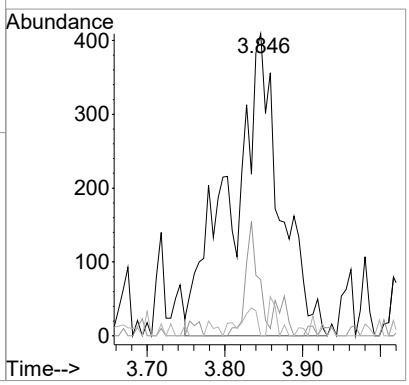

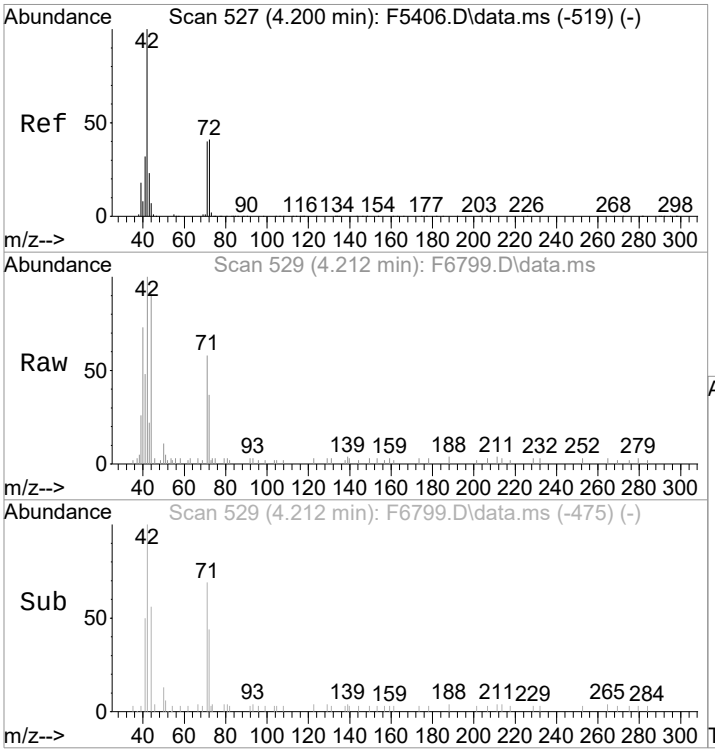

#38
Tetrahydrofuran
Concen: 0.86 ug/L
RT: 4.212 min Scan# 529
Delta R.T. 0.012 min
Lab File: F6799.D
Acq: 16 Jun 2021 3:05 pm

Tgt Ion: 42 Resp: 1228

Ion	Ratio	Lower	Upper
42	100		
72	37.1	20.6	60.6

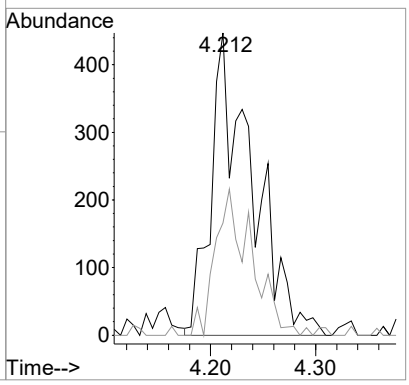

1st FN 06/17/21
2nd KR 06/17/21

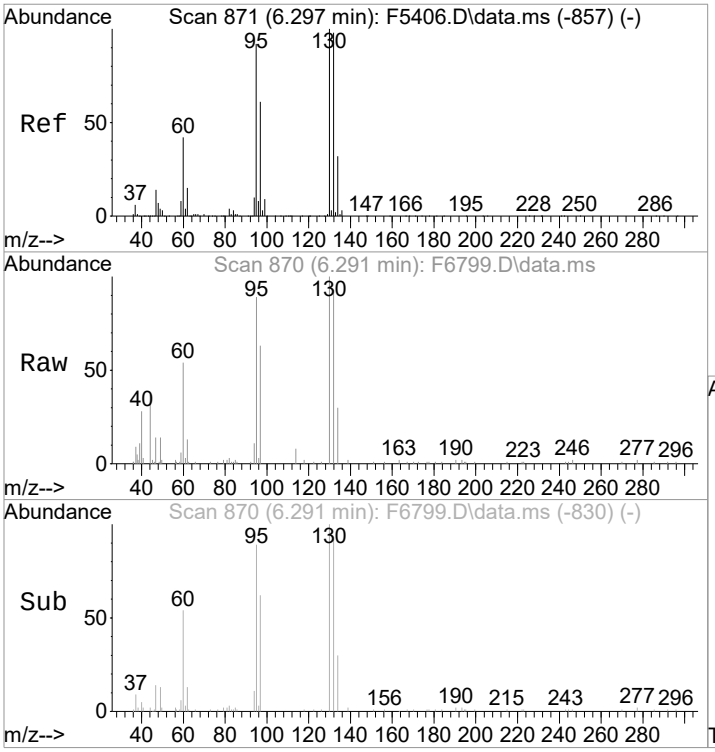

#53
Trichloroethene
Concen: 0.54 ug/L
RT: 6.291 min Scan# 870
Delta R.T. -0.006 min
Lab File: F6799.D
Acq: 16 Jun 2021 3:05 pm

Tgt Ion:130 Resp: 2171

Ion	Ratio	Lower	Upper
130	100		
132	93.2	77.8	117.8
95	89.0	71.8	111.8
97	63.0	41.4	81.4

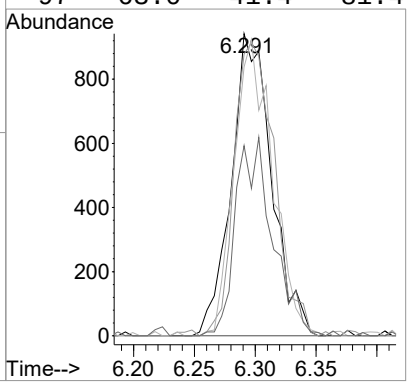

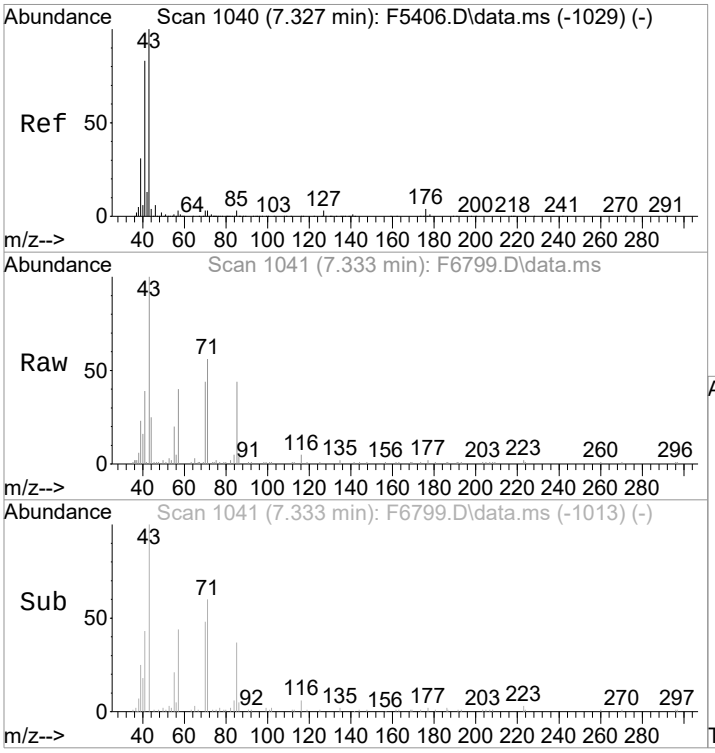

#60
2-Nitropropane
Concen: Below Cal
RT: 7.333 min Scan# 1041
Delta R.T. 0.000 min
Lab File: F6799.D
Acq: 16 Jun 2021 3:05 pm

Tgt Ion: 41 Resp: 281

Ion	Ratio	Lower	Upper
41	100		
43	248.2	100.3	140.3#

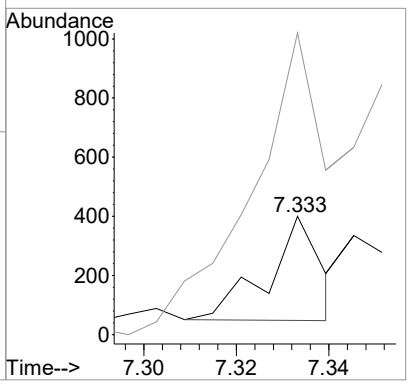

1st FN 06/17/21
2nd KR 06/17/21

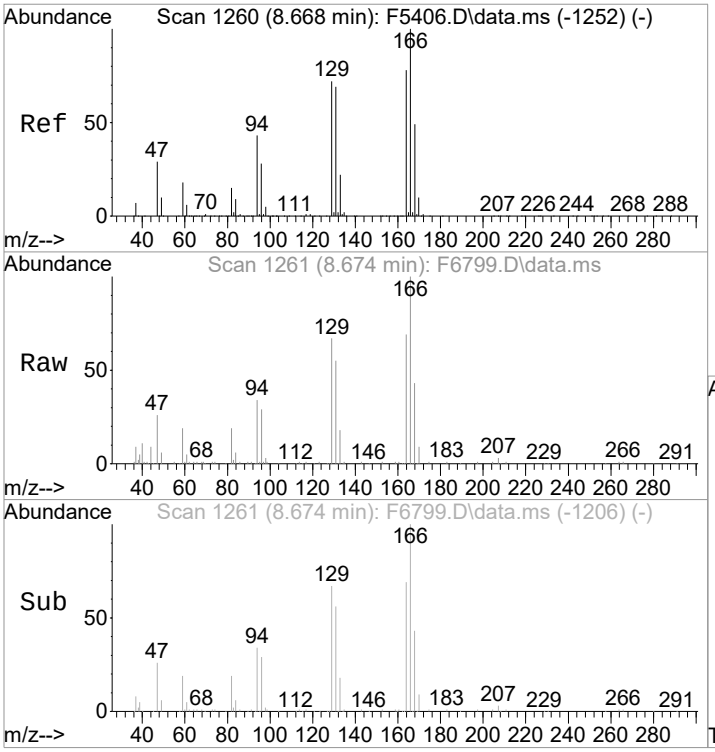

#71
Tetrachloroethene
Concen: 1.31 ug/L
RT: 8.674 min Scan# 1261
Delta R.T. 0.006 min
Lab File: F6799.D
Acq: 16 Jun 2021 3:05 pm

Tgt Ion:164 Resp: 3777

Ion	Ratio	Lower	Upper
164	100		
166	144.9	108.9	148.9
129	97.3	72.2	112.2
131	80.4	68.5	108.5

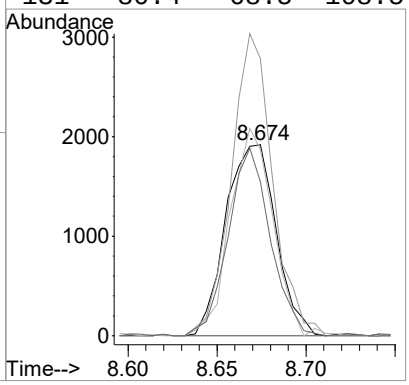

1st FN 06/17/21
2nd WR 06/17/21

Quantitation Report (QT Reviewed)

Data Path : I:\ACQUDATA\MSVOA14\Data\061621\
Data File : F6800.D
Acq On : 16 Jun 2021 3:29 pm
Operator : F.NAEGLER
Sample : R2105887-013|1.00 Inst : MSVOA14
Misc : LUE 13584 T4
ALS Vial : 15 Sample Multiplier: 1

Quant Time: Jun 17 15:35:28 2021
Quant Method : I:\ACQUDATA\MSVOA14\Methods\S050321.M
Quant Title : MS#14 - 8260 SOILS 10ml PURGE
QLast Update : Tue May 04 08:45:11 2021
Response via : Initial Calibration

Compound	R.T.	QIon	Response	Conc	Units	Dev(Min)
Internal Standards						
1) Pentafluorobenzene	4.681	168	381071	50.00	ug/L	0.00
42) 1,4-Difluorobenzene	5.931	114	589605	50.00	ug/L	0.00
70) d5-Chlorobenzene	9.577	117	502587	50.00	ug/L	0.00
87) 1,4-Dichlorobenzene-d4	11.735	152	210085	50.00	ug/L	0.00
System Monitoring Compounds						
44) SURR4,Dibrflmethane	4.529	113	177610	46.41	ug/L	0.00
Spiked Amount 50.000	Range 63 - 138		Recovery = 92.82%			
47) SURR1,1,2-dichloroetha...	5.108	65	217709	49.75	ug/L	0.00
Spiked Amount 50.000	Range 67 - 128		Recovery = 99.50%			
64) SURR3,Toluene-d8	7.943	98	726177	50.45	ug/L	0.00
Spiked Amount 50.000	Range 66 - 138		Recovery = 100.90%			
69) SURR2,BFB	10.723	95	219069	39.51	ug/L	0.00
Spiked Amount 50.000	Range 31 - 154		Recovery = 79.02%			
Target Compounds						Qvalue
3) Chloromethane	1.151	50	1383	0.30	ug/L	90
15) Acetone	2.042	43	4141	0.38	ug/L	91
17) Iodomethane	2.121	142	964	3.18	ug/L	83
21) Methyl Acetate	2.310	43	964	0.31	ug/L	92
22) Methylene Chloride	2.383	84	858	Below Cal	#	79
38) Tetrahydrofuran	4.218	42	1162	0.82	ug/L	85
53) Trichloroethene	6.297	130	1964	0.49	ug/L	94
60) 2-Nitropropane	7.333	41	906	Below Cal	#	37
71) Tetrachloroethene	8.668	164	87234	31.28	ug/L	93

(#) = qualifier out of range (m) = manual integration (+) = signals summed

Quantitation Report (QT Reviewed)

Data Path : I:\ACQUDATA\MSVOA14\Data\061621\
Data File : F6800.D
Acq On : 16 Jun 2021 3:29 pm
Operator : F.NAEGLER
Sample : R2105887-013|1.00 Inst : MSVOA14
Misc : LUE 13584 T4
ALS Vial : 15 Sample Multiplier: 1

Quant Time: Jun 17 15:35:28 2021
Quant Method : I:\ACQUDATA\MSVOA14\Methods\S050321.M
Quant Title : MS#14 - 8260 SOILS 10ml PURGE
QLast Update : Tue May 04 08:45:11 2021
Response via : Initial Calibration

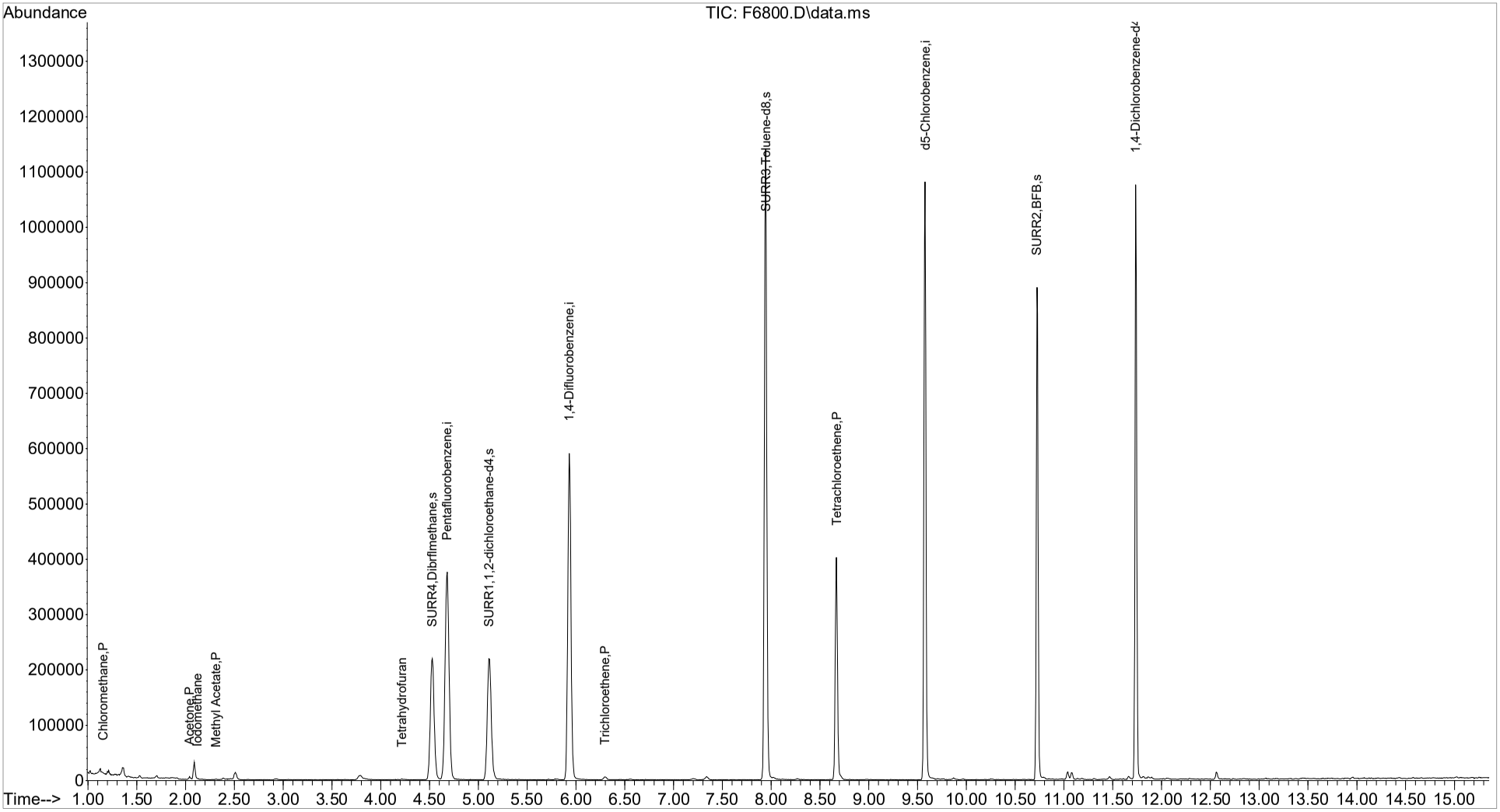

1st FN 06/17/21
2nd NR 06/17/21

1st FN 06/17/21
2nd KR 06/17/21

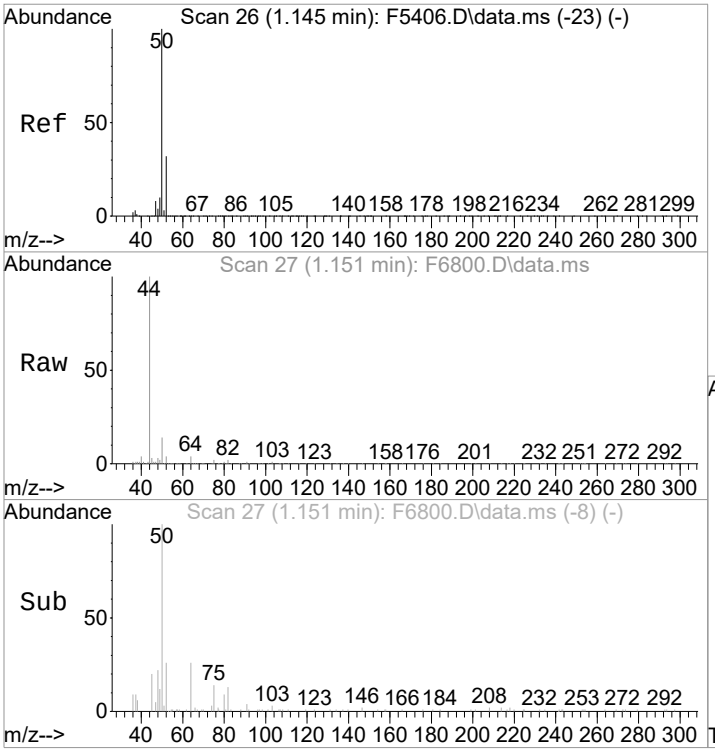

#3
Chloromethane
Concen: 0.30 ug/L
RT: 1.151 min Scan# 27
Delta R.T. -0.000 min
Lab File: F6800.D
Acq: 16 Jun 2021 3:29 pm

Tgt Ion: 50 Resp: 1383

Ion	Ratio	Lower	Upper
50	100		
52	26.8	12.3	52.3

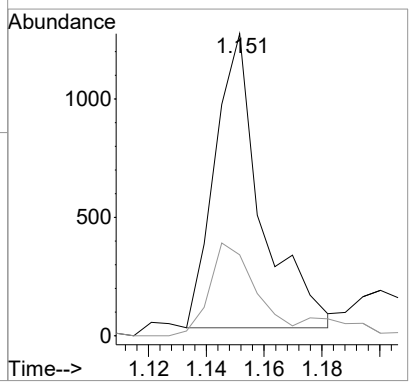

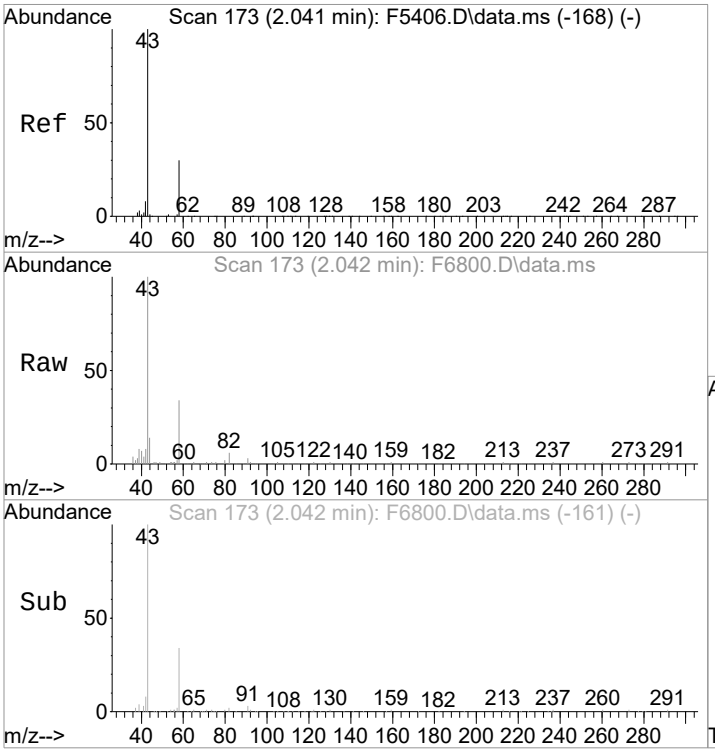

#15
Acetone
Concen: 0.38 ug/L
RT: 2.042 min Scan# 173
Delta R.T. 0.001 min
Lab File: F6800.D
Acq: 16 Jun 2021 3:29 pm

Tgt Ion: 43 Resp: 4141

Ion	Ratio	Lower	Upper
43	100		
58	34.5	8.9	48.9
42	8.4	0.0	27.9

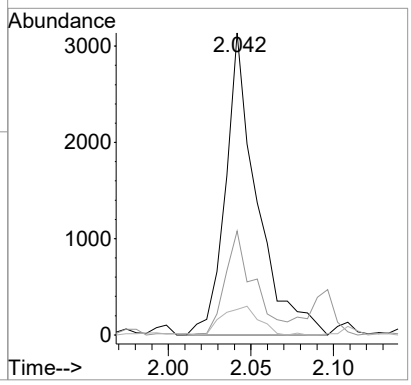

1st FN 06/17/21
2nd KR 06/17/21

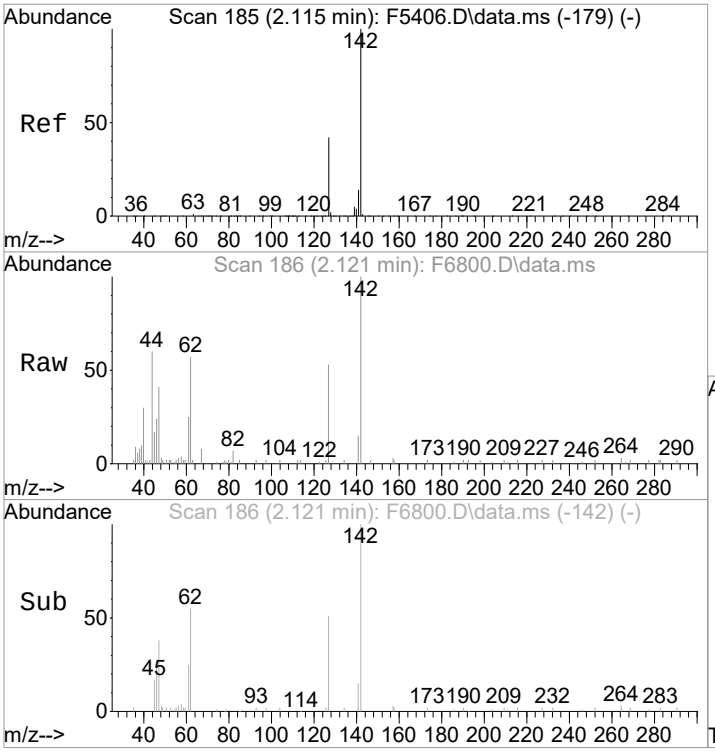

#17
Iodomethane
Concen: 3.18 ug/L
RT: 2.121 min Scan# 186
Delta R.T. 0.007 min
Lab File: F6800.D
Acq: 16 Jun 2021 3:29 pm

Tgt Ion:142 Resp: 964

Ion	Ratio	Lower	Upper
142	100		
127	53.0	22.2	62.2

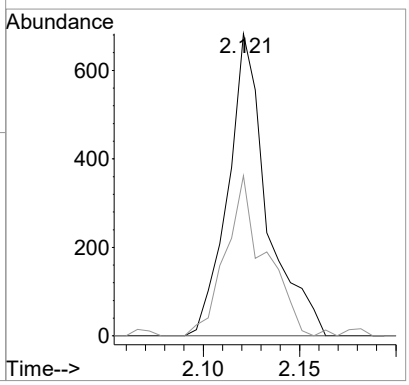

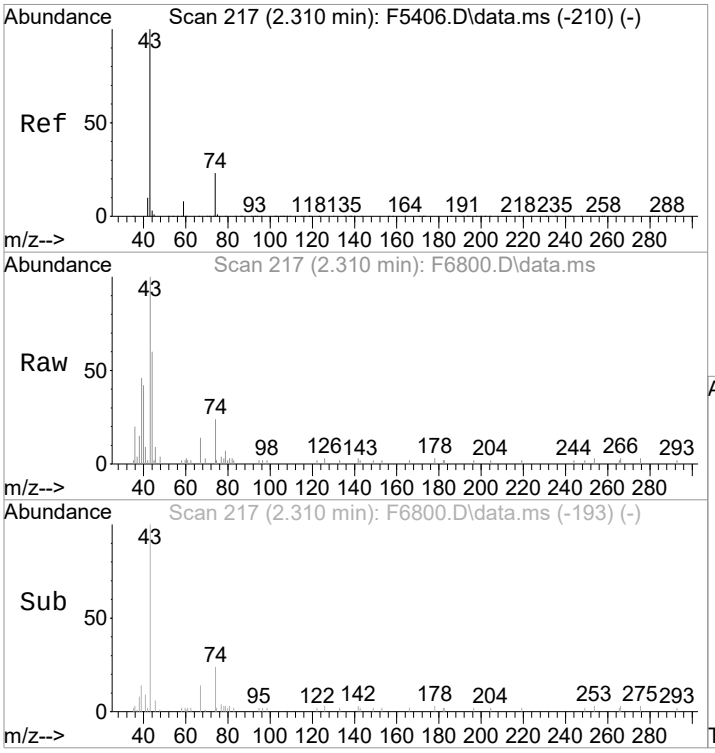

#21
Methyl Acetate
Concen: 0.31 ug/L
RT: 2.310 min Scan# 217
Delta R.T. 0.006 min
Lab File: F6800.D
Acq: 16 Jun 2021 3:29 pm

Tgt Ion: 43 Resp: 964

Ion	Ratio	Lower	Upper
43	100		
59	2.3	0.0	28.5
74	25.8	3.4	43.4

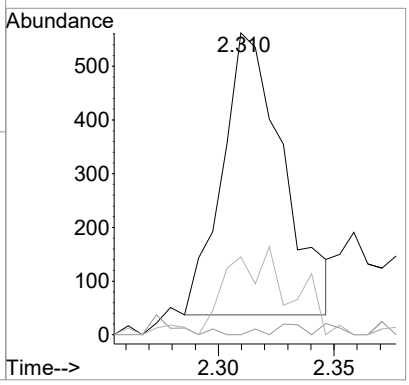

1st FN 06/17/21
2nd KR 06/17/21

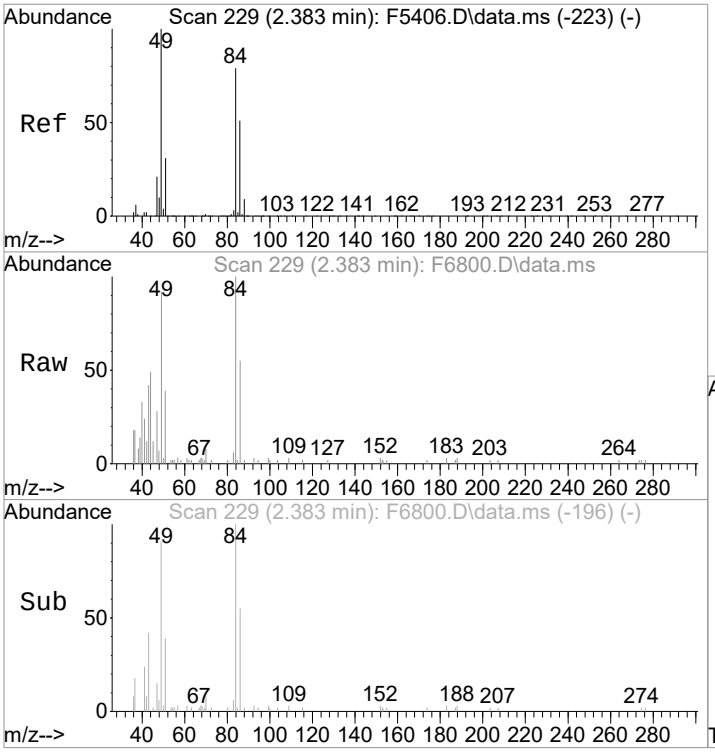

#22
Methylene Chloride
Concen: Below Cal
RT: 2.383 min Scan# 229
Delta R.T. 0.001 min
Lab File: F6800.D
Acq: 16 Jun 2021 3:29 pm

Tgt Ion: 84 Resp: 858

Ion	Ratio	Lower	Upper
84	100		
86	53.8	44.7	84.7
49	90.7	106.4	146.4#
51	38.8	18.8	58.8

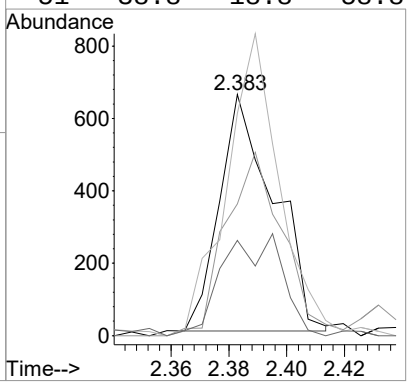

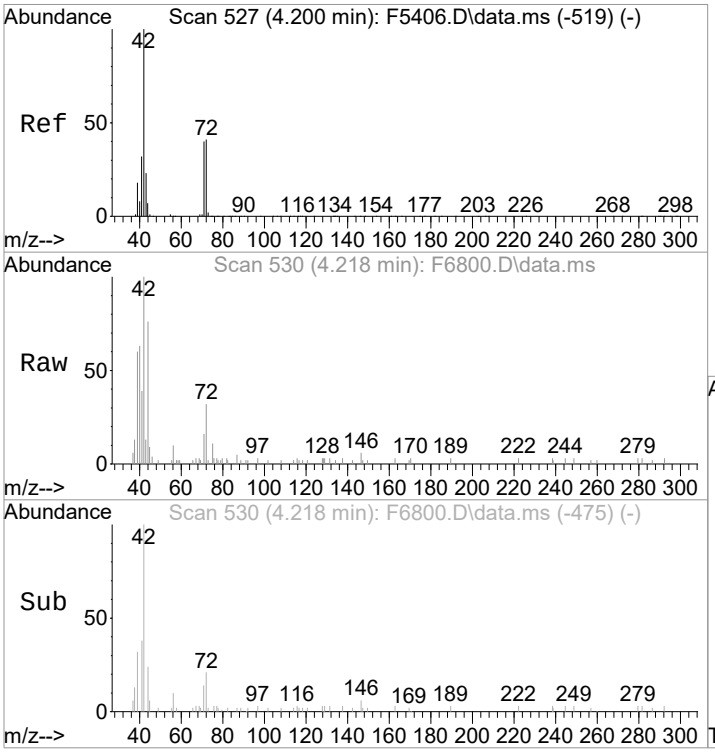

#38
Tetrahydrofuran
Concen: 0.82 ug/L
RT: 4.218 min Scan# 530
Delta R.T. 0.018 min
Lab File: F6800.D
Acq: 16 Jun 2021 3:29 pm

Tgt Ion: 42 Resp: 1162

Ion	Ratio	Lower	Upper
42	100		
72	31.5	20.6	60.6

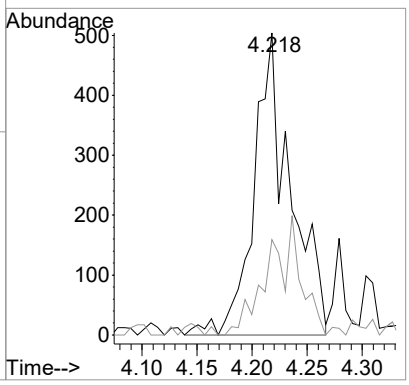

1st FN 06/17/21
2nd KR 06/17/21

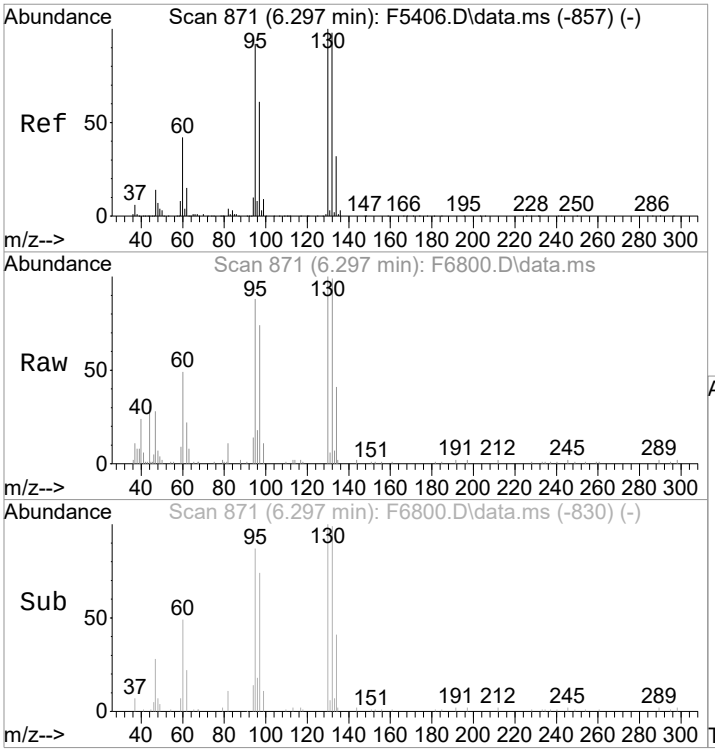

#53
Trichloroethene
Concen: 0.49 ug/L
RT: 6.297 min Scan# 871
Delta R.T. -0.000 min
Lab File: F6800.D
Acq: 16 Jun 2021 3:29 pm

Tgt Ion:130 Resp: 1964

Ion	Ratio	Lower	Upper
130	100		
132	99.3	77.8	117.8
95	88.2	71.8	111.8
97	74.0	41.4	81.4

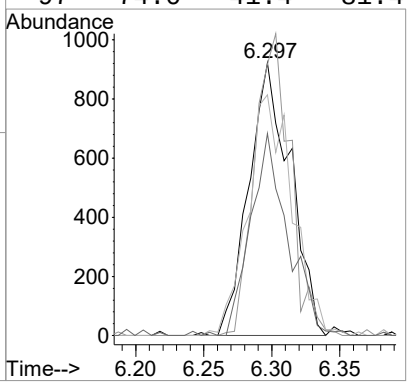

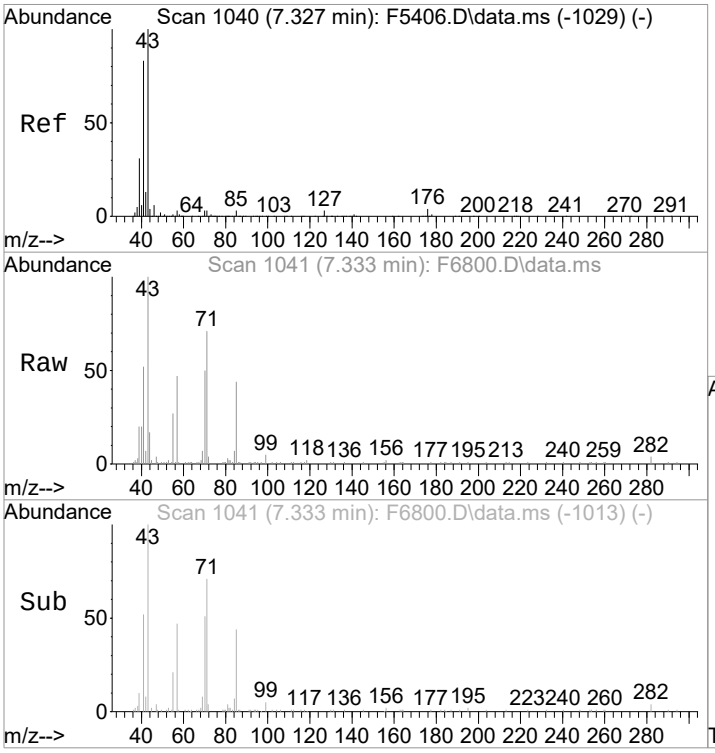

#60
2-Nitropropane
Concen: Below Cal
RT: 7.333 min Scan# 1041
Delta R.T. 0.000 min
Lab File: F6800.D
Acq: 16 Jun 2021 3:29 pm

Tgt Ion: 41 Resp: 906

Ion	Ratio	Lower	Upper
41	100		
43	190.5	100.3	140.3#

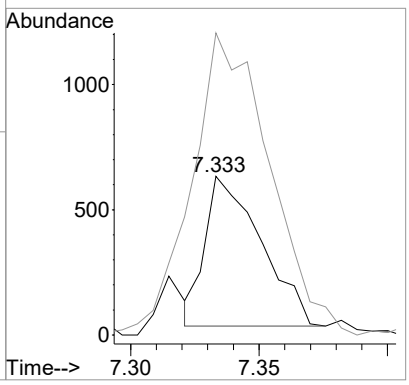

1st FN 06/17/21
2nd KR 06/17/21

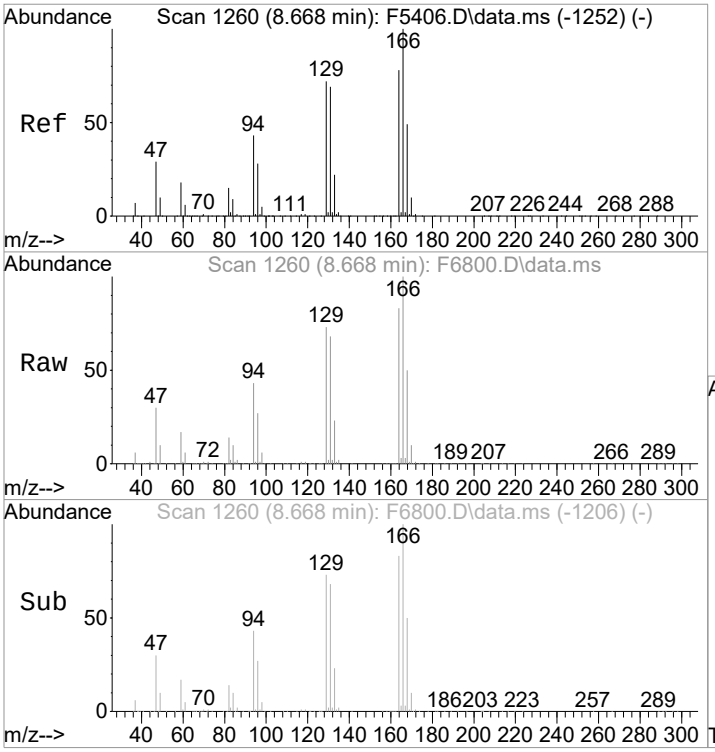

#71
Tetrachloroethene
Concen: 31.28 ug/L
RT: 8.668 min Scan# 1260
Delta R.T. -0.000 min
Lab File: F6800.D
Acq: 16 Jun 2021 3:29 pm

Tgt Ion:164 Resp: 87234

Ion	Ratio	Lower	Upper
164	100		
166	120.3	108.9	148.9
129	87.7	72.2	112.2
131	81.8	68.5	108.5

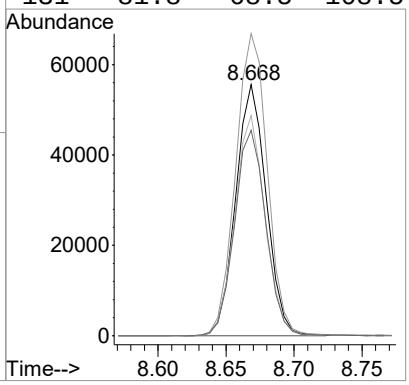

1st FN 06/17/21
2nd KR 06/17/21

Quantitation Report (Qedit)

Data Path : I:\ACQUDATA\MSVOA14\Data\061621\
Data File : F6801.D
Acq On : 16 Jun 2021 3:52 pm
Operator : F.NAEGLER
Sample : R2105887-015|1.00 Inst : MSVOA14
Misc : LUE 13584 T4
ALS Vial : 16 Sample Multiplier: 1

Quant Time: Jun 16 16:32:52 2021
Quant Method : I:\ACQUDATA\MSVOA14\Methods\S050321.M
Quant Title : MS#14 - 8260 SOILS 10ml PURGE
QLast Update : Tue May 04 08:45:11 2021
Response via : Initial Calibration

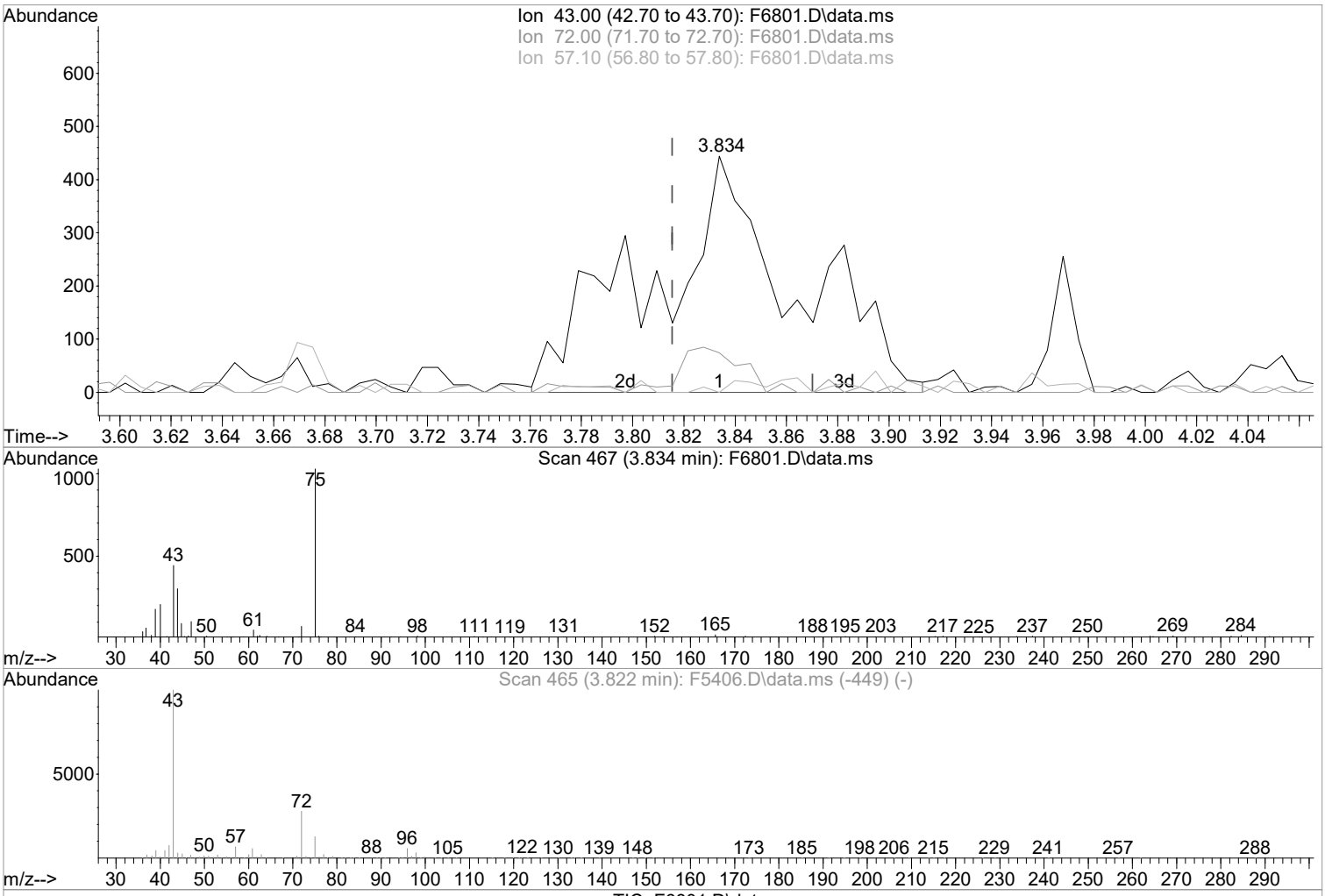

TIC: F6801.D\data.ms

(34) 2-Butanone (P)

3.834min (+0.018) 0.79 ug/L m

response 1739

Ion	Exp%	Act%
43.00	100	100
72.00	27.80	16.67
57.10	6.90	0.00
0.00	0.00	0.00

Manual Integration:

After

Poor integration.

06/17/21

1st FN 06/17/21
2nd KR 06/17/21

Quantitation Report (Qedit)

Data Path : I:\ACQUDATA\MSVOA14\Data\061621\
Data File : F6801.D
Acq On : 16 Jun 2021 3:52 pm
Operator : F.NAEGLER
Sample : R2105887-015|1.00 Inst : MSVOA14
Misc : LUE 13584 T4
ALS Vial : 16 Sample Multiplier: 1

Quant Time: Jun 16 16:32:52 2021
Quant Method : I:\ACQUDATA\MSVOA14\Methods\S050321.M
Quant Title : MS#14 - 8260 SOILS 10ml PURGE
QLast Update : Tue May 04 08:45:11 2021
Response via : Initial Calibration

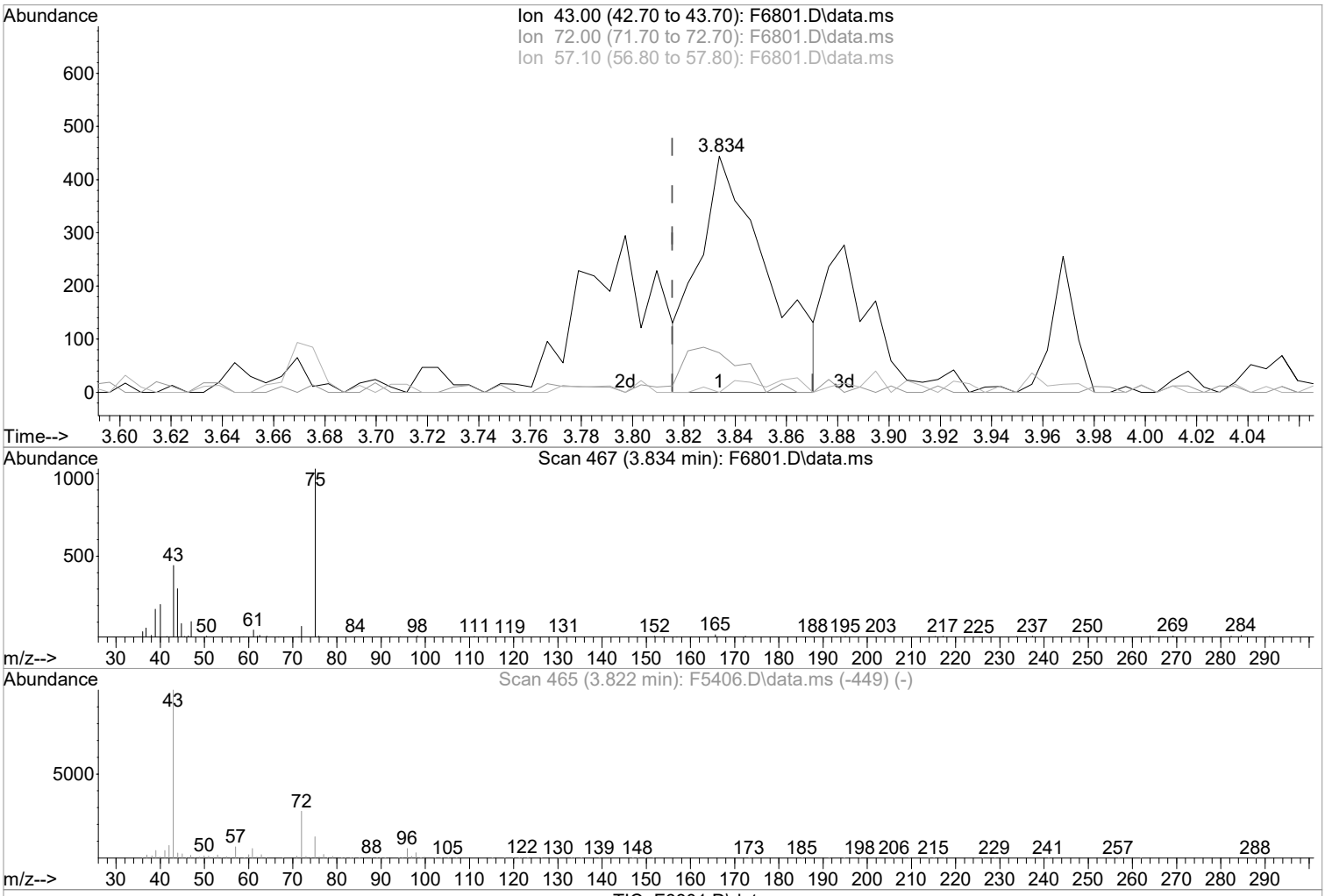

TIC: F6801.D\data.ms

(34) 2-Butanone (P)

3.834min (+0.018) 0.38 ug/L

response 830

Ion	Exp%	Act%
43.00	100	100
72.00	27.80	16.67
57.10	6.90	0.00
0.00	0.00	0.00

Manual Integration:

Before

06/17/21

1st FN 06/17/21
2nd WR 06/17/21

Quantitation Report (QT Reviewed)

Data Path : I:\ACQUDATA\MSVOA14\Data\061621\
Data File : F6801.D
Acq On : 16 Jun 2021 3:52 pm
Operator : F.NAEGLER
Sample : R2105887-015|1.00 Inst : MSVOA14
Misc : LUE 13584 T4
ALS Vial : 16 Sample Multiplier: 1

Quant Time: Jun 17 15:36:29 2021
Quant Method : I:\ACQUDATA\MSVOA14\Methods\S050321.M
Quant Title : MS#14 - 8260 SOILS 10ml PURGE
QLast Update : Tue May 04 08:45:11 2021
Response via : Initial Calibration

Compound	R.T.	QIon	Response	Conc Units	Dev(Min)
Internal Standards					
1) Pentafluorobenzene	4.681	168	382275	50.00 ug/L	0.00
42) 1,4-Difluorobenzene	5.931	114	584746	50.00 ug/L	0.00
70) d5-Chlorobenzene	9.577	117	515098	50.00 ug/L	0.00
87) 1,4-Dichlorobenzene-d4	11.735	152	231074	50.00 ug/L	0.00
System Monitoring Compounds					
44) SURR4,Dibrflmethane	4.529	113	178232	46.96 ug/L	0.00
Spiked Amount 50.000	Range 63 - 138		Recovery = 93.92%		
47) SURR1,1,2-dichloroetha...	5.108	65	220551	50.82 ug/L	0.00
Spiked Amount 50.000	Range 67 - 128		Recovery = 101.64%		
64) SURR3,Toluene-d8	7.943	98	738612	51.74 ug/L	0.00
Spiked Amount 50.000	Range 66 - 138		Recovery = 103.48%		
69) SURR2,BFB	10.723	95	245530	44.65 ug/L	0.00
Spiked Amount 50.000	Range 31 - 154		Recovery = 89.30%		
Target Compounds					Qvalue
3) Chloromethane	1.145	50	1374	0.30 ug/L	93
15) Acetone	2.041	43	12998	7.24 ug/L	93
16) 2-Propanol	2.157	45	726	1.88 ug/L	63
17) Iodomethane	2.127	142	974	3.18 ug/L	90
21) Methyl Acetate	2.310	43	1125	0.36 ug/L	93
22) Methylene Chloride	2.389	84	683	Below Cal	93
34) 2-Butanone	3.834	43	1739m	0.79 ug/L	
38) Tetrahydrofuran	4.224	42	1118	0.79 ug/L	95
53) Trichloroethene	6.297	130	1582	0.40 ug/L	91
60) 2-Nitropropane	7.333	41	575	Below Cal #	66
71) Tetrachloroethene	8.668	164	37533	13.13 ug/L	97

(#) = qualifier out of range (m) = manual integration (+) = signals summed

Quantitation Report (QT Reviewed)

Data Path : I:\ACQUDATA\MSVOA14\Data\061621\
Data File : F6801.D
Acq On : 16 Jun 2021 3:52 pm
Operator : F.NAEGLER
Sample : R2105887-015|1.00 Inst : MSVOA14
Misc : LUE 13584 T4
ALS Vial : 16 Sample Multiplier: 1

Quant Time: Jun 17 15:36:29 2021
Quant Method : I:\ACQUDATA\MSVOA14\Methods\S050321.M
Quant Title : MS#14 - 8260 SOILS 10ml PURGE
QLast Update : Tue May 04 08:45:11 2021
Response via : Initial Calibration

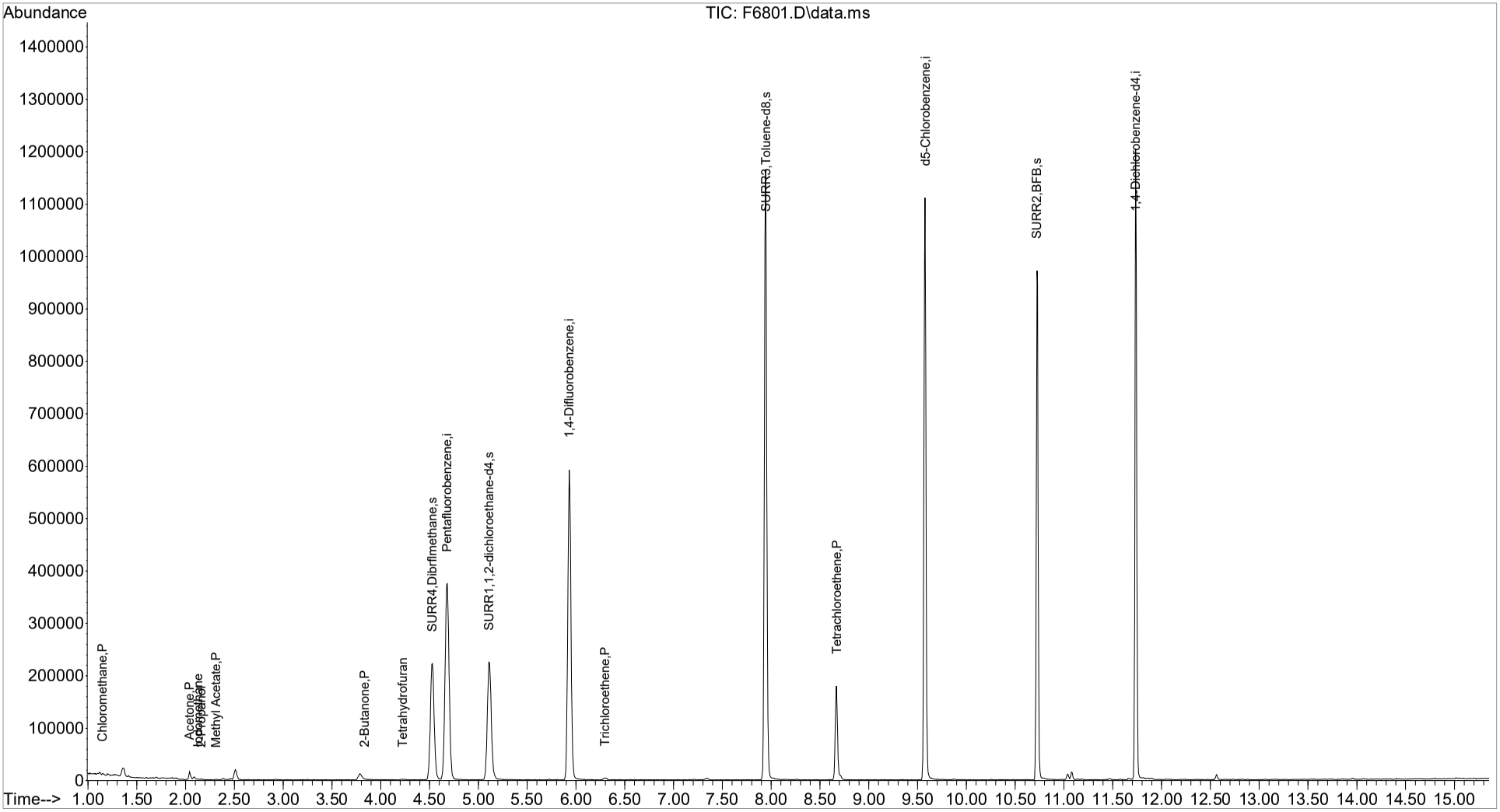

S050321.M Thu Jun 17 15:37:21 2021 Page: 2

1st FN 06/17/21
2nd NR 06/17/21

1st FN 06/17/21
2nd KR 06/17/21

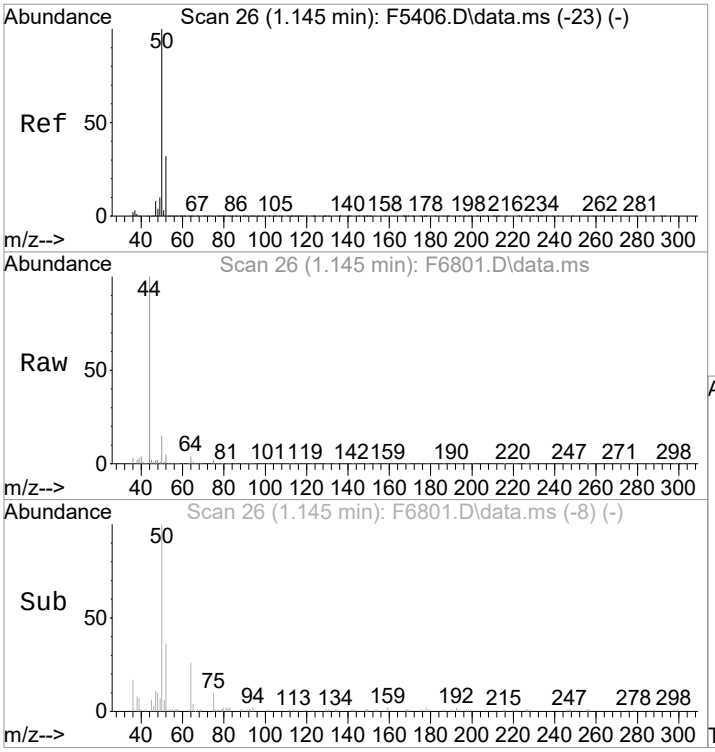

#3
Chloromethane
Concen: 0.30 ug/L
RT: 1.145 min Scan# 26
Delta R.T. -0.006 min
Lab File: F6801.D
Acq: 16 Jun 2021 3:52 pm

Tgt Ion: 50 Resp: 1374

Ion	Ratio	Lower	Upper
50	100		
52	36.3	12.3	52.3

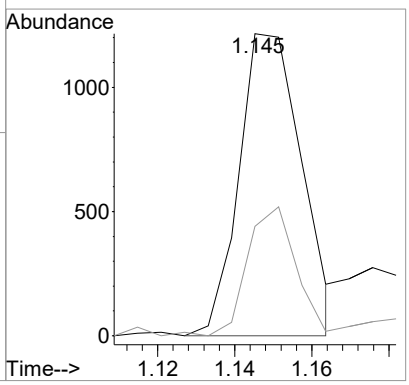

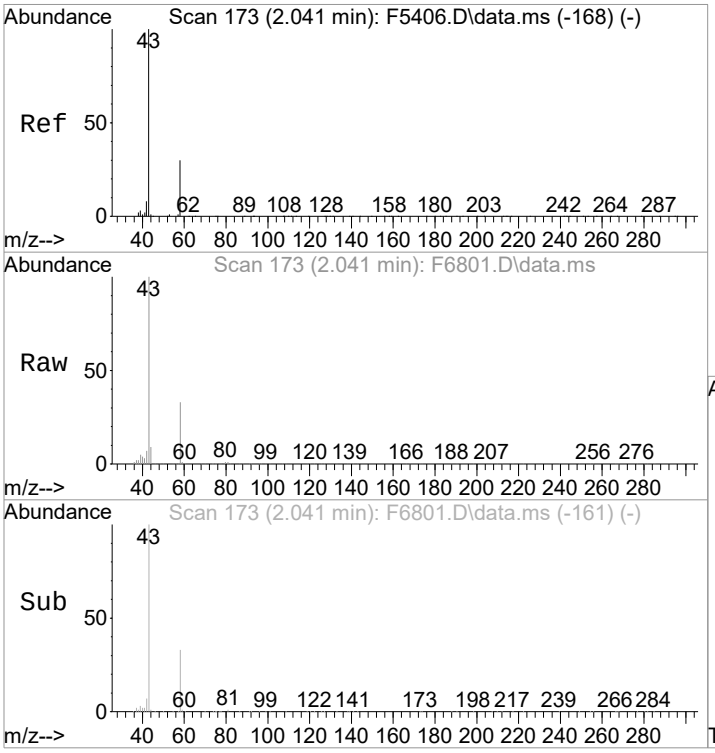

#15
Acetone
Concen: 7.24 ug/L
RT: 2.041 min Scan# 173
Delta R.T. 0.000 min
Lab File: F6801.D
Acq: 16 Jun 2021 3:52 pm

Tgt Ion: 43 Resp: 12998

Ion	Ratio	Lower	Upper
43	100		
58	33.0	8.9	48.9
42	6.9	0.0	27.9

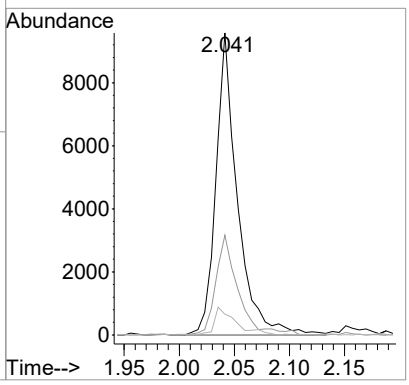

1st FN 06/17/21
2nd KR 06/17/21

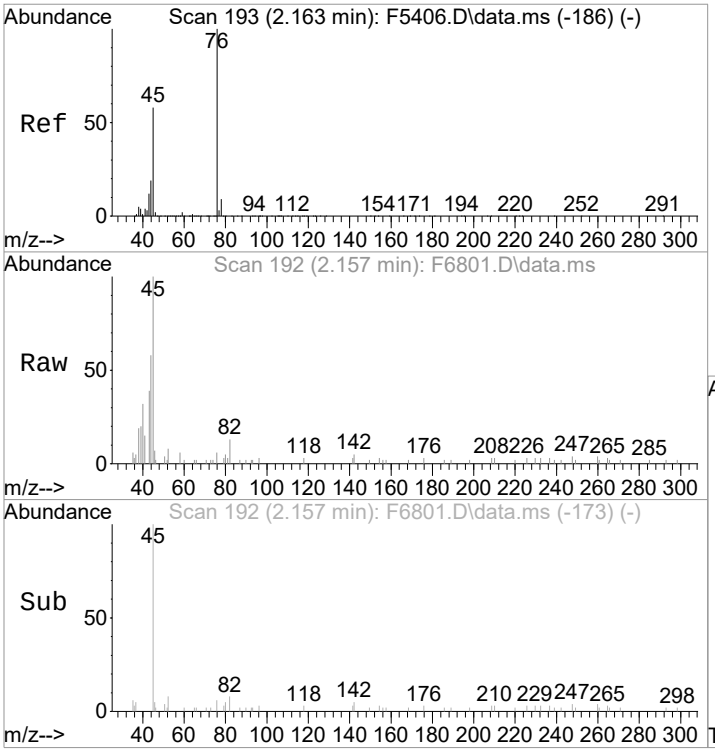

#16
2-Propanol
Concen: 1.88 ug/L
RT: 2.157 min Scan# 192
Delta R.T. 0.006 min
Lab File: F6801.D
Acq: 16 Jun 2021 3:52 pm

Tgt Ion: 45 Resp: 726

Ion	Ratio	Lower	Upper
45	100		
43	36.8	0.0	40.0

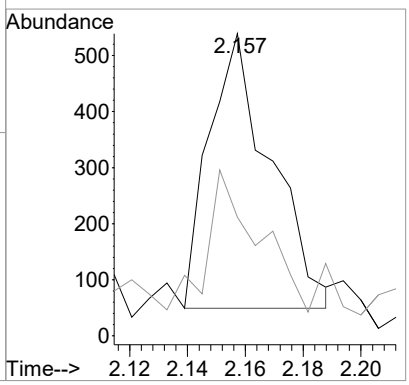

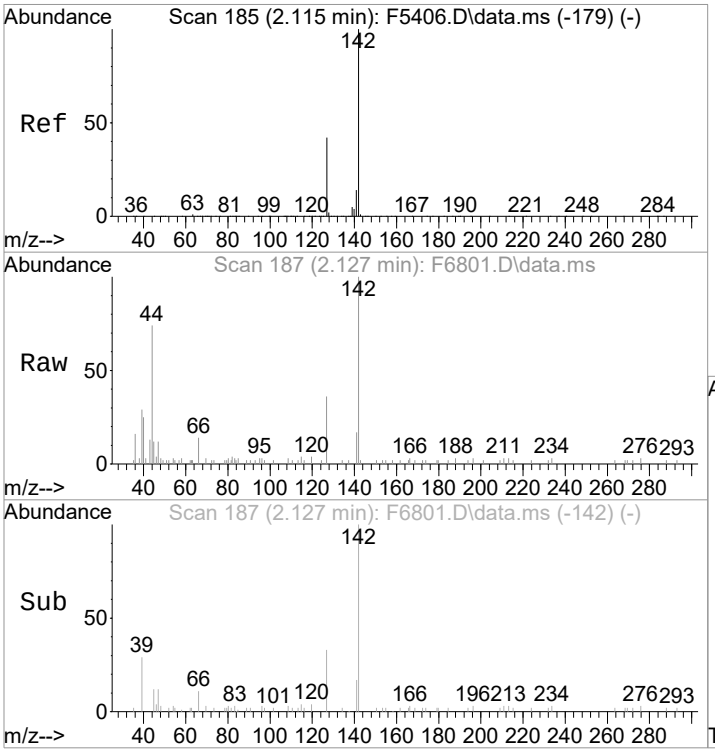

#17
Iodomethane
Concen: 3.18 ug/L
RT: 2.127 min Scan# 187
Delta R.T. 0.013 min
Lab File: F6801.D
Acq: 16 Jun 2021 3:52 pm

Tgt Ion:142 Resp: 974

Ion	Ratio	Lower	Upper
142	100		
127	35.7	22.2	62.2

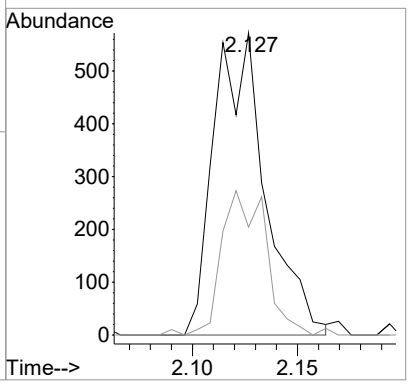

1st FN 06/17/21
2nd KR 06/17/21

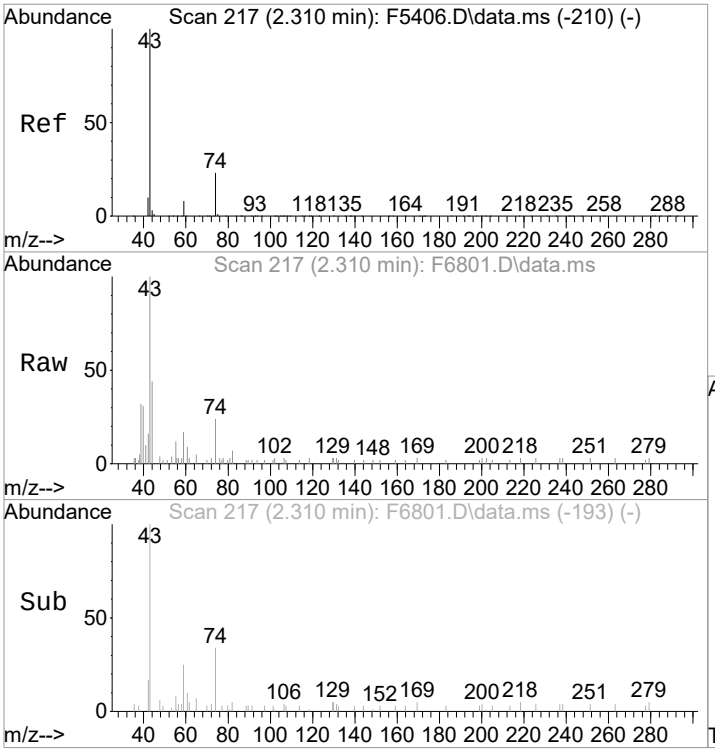

#21
Methyl Acetate
Concen: 0.36 ug/L
RT: 2.310 min Scan# 217
Delta R.T. 0.006 min
Lab File: F6801.D
Acq: 16 Jun 2021 3:52 pm

Tgt Ion: 43 Resp: 1125

Ion	Ratio	Lower	Upper
43	100		
59	17.3	0.0	28.5
74	23.7	3.4	43.4

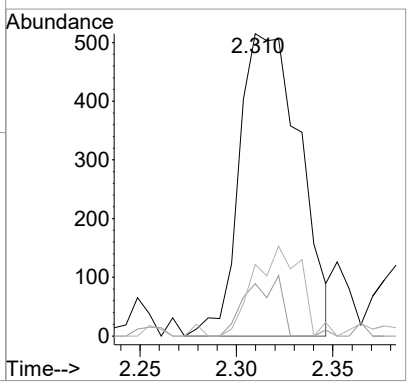

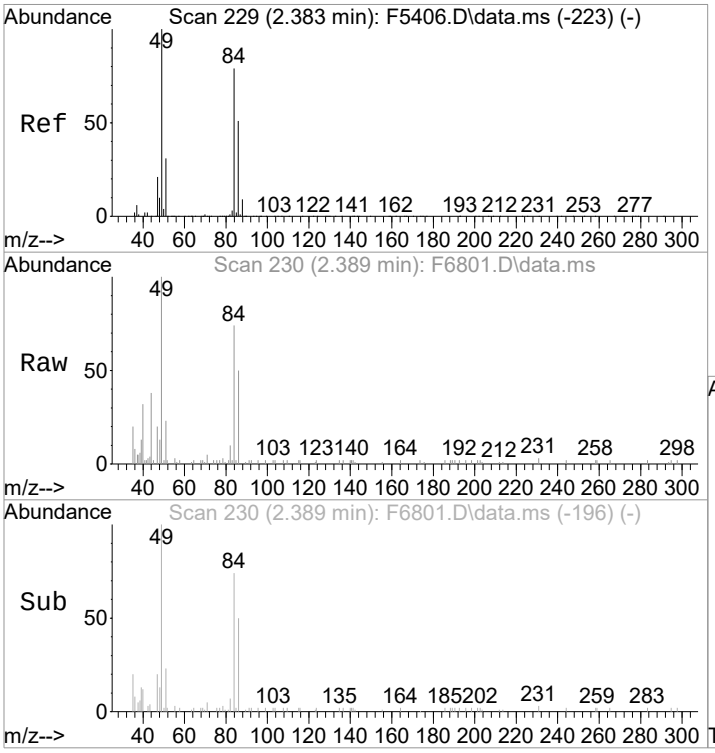

#22
Methylene Chloride
Concen: Below Cal
RT: 2.389 min Scan# 230
Delta R.T. 0.007 min
Lab File: F6801.D
Acq: 16 Jun 2021 3:52 pm

Tgt Ion: 84 Resp: 683

Ion	Ratio	Lower	Upper
84	100		
86	67.9	44.7	84.7
49	135.0	106.4	146.4
51	33.4	18.8	58.8

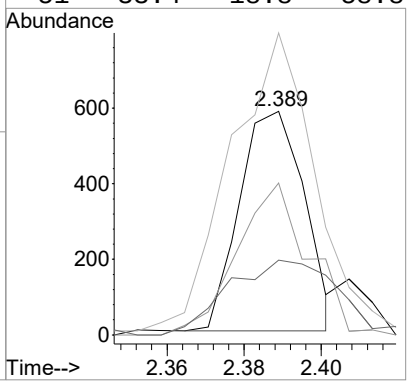

1st FN 06/17/21
2nd KR 06/17/21

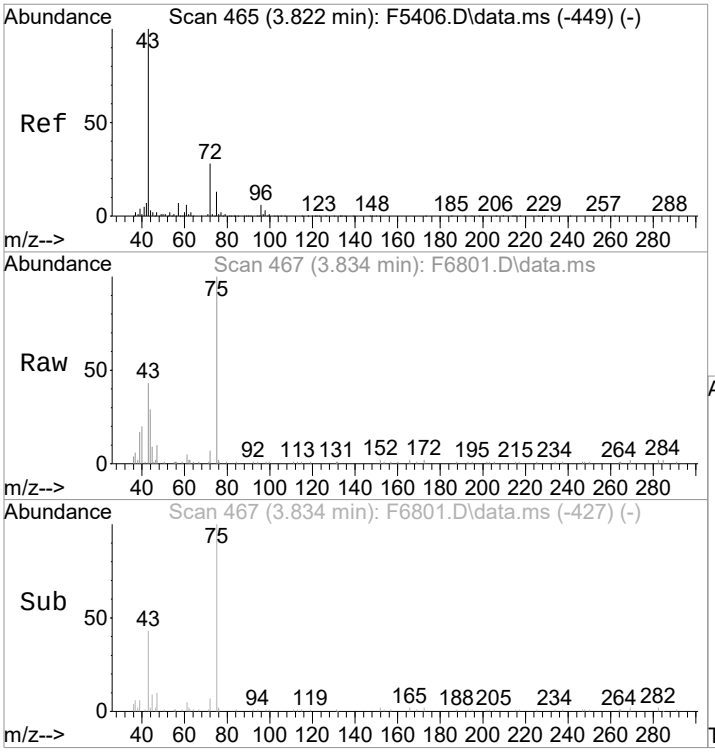

#34
2-Butanone
Concen: 0.79 ug/L m
RT: 3.834 min Scan# 467
Delta R.T. 0.018 min
Lab File: F6801.D
Acq: 16 Jun 2021 3:52 pm

Tgt Ion: 43 Resp: 1739

Ion	Ratio	Lower	Upper
43	100		
72	16.7	7.8	47.8
57	0.0	0.0	26.9

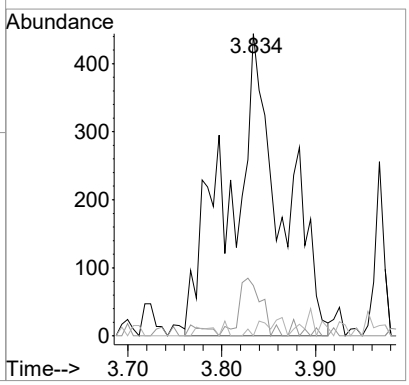

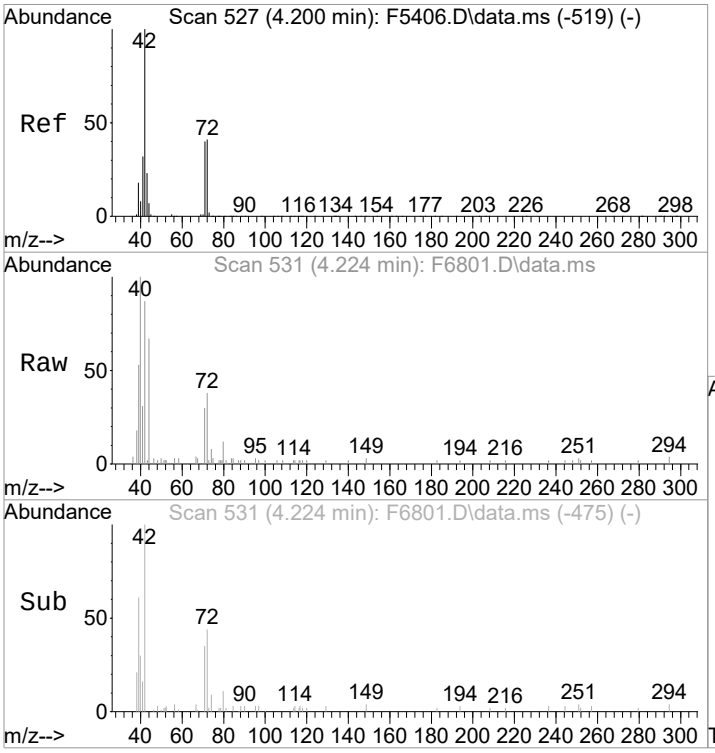

#38
Tetrahydrofuran
Concen: 0.79 ug/L
RT: 4.224 min Scan# 531
Delta R.T. 0.024 min
Lab File: F6801.D
Acq: 16 Jun 2021 3:52 pm

Tgt Ion: 42 Resp: 1118

Ion	Ratio	Lower	Upper
42	100		
72	43.8	20.6	60.6

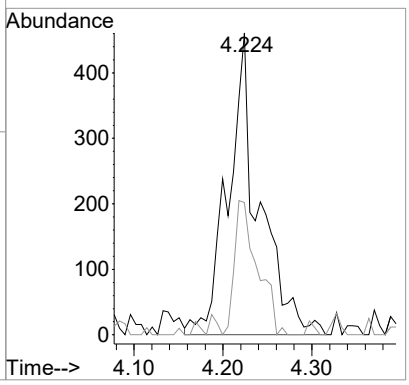

1st FN 06/17/21
2nd KR 06/17/21

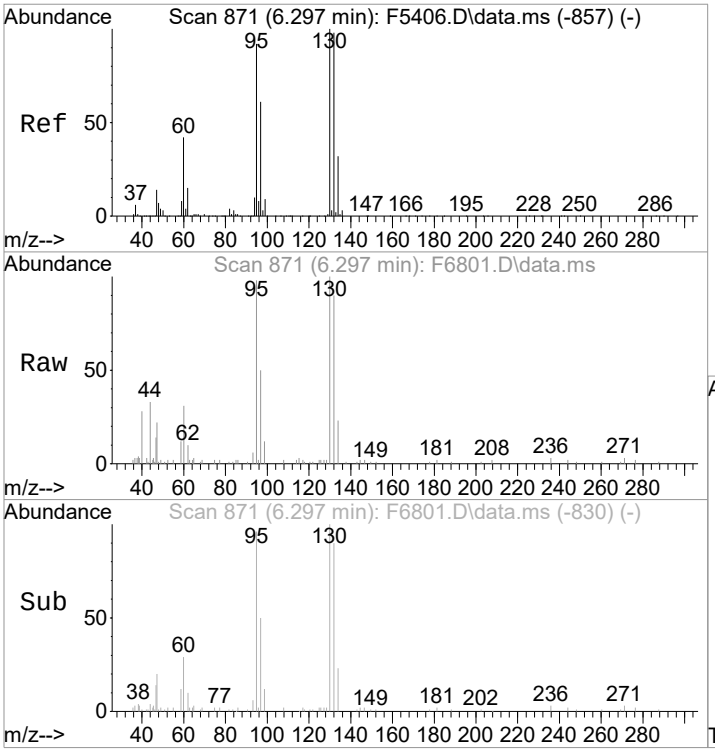

#53
Trichloroethene
Concen: 0.40 ug/L
RT: 6.297 min Scan# 871
Delta R.T. -0.000 min
Lab File: F6801.D
Acq: 16 Jun 2021 3:52 pm

Tgt Ion:130 Resp: 1582

Ion	Ratio	Lower	Upper
130	100		
132	89.5	77.8	117.8
95	97.9	71.8	111.8
97	49.9	41.4	81.4

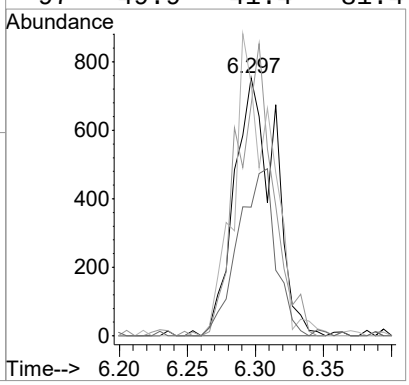

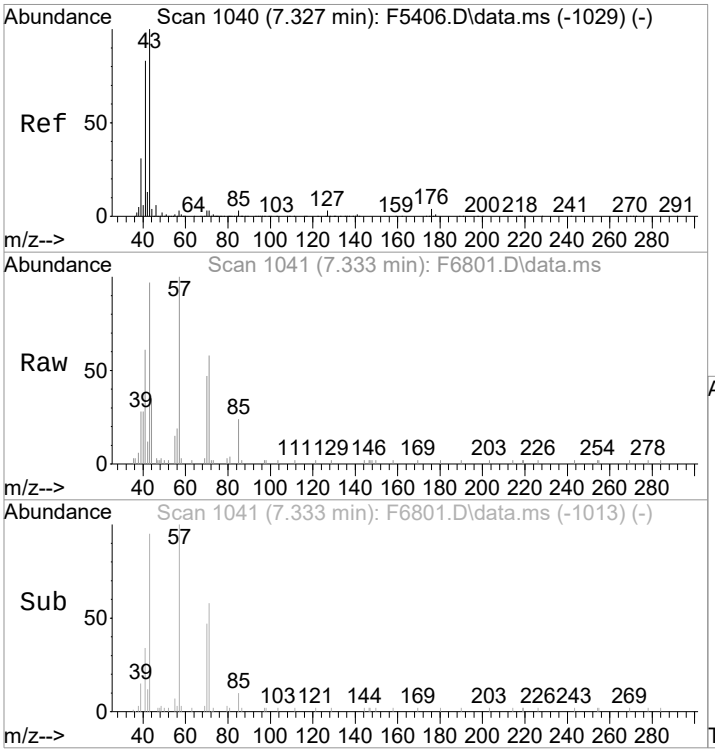

#60
2-Nitropropane
Concen: Below Cal
RT: 7.333 min Scan# 1041
Delta R.T. 0.000 min
Lab File: F6801.D
Acq: 16 Jun 2021 3:52 pm

Tgt Ion: 41 Resp: 575

Ion	Ratio	Lower	Upper
41	100		
43	158.2	100.3	140.3#

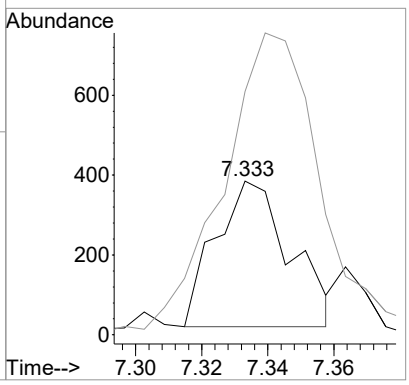

1st FN 06/17/21
2nd KR 06/17/21

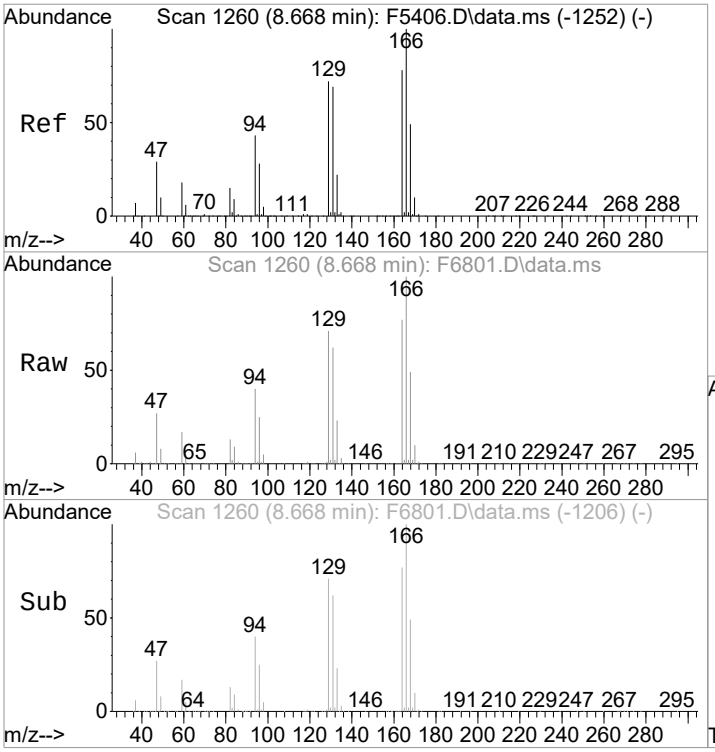

#71
Tetrachloroethene
Concen: 13.13 ug/L
RT: 8.668 min Scan# 1260
Delta R.T. -0.000 min
Lab File: F6801.D
Acq: 16 Jun 2021 3:52 pm

Tgt Ion:164 Resp: 37533

Ion	Ratio	Lower	Upper
164	100		
166	130.4	108.9	148.9
129	92.8	72.2	112.2
131	80.8	68.5	108.5

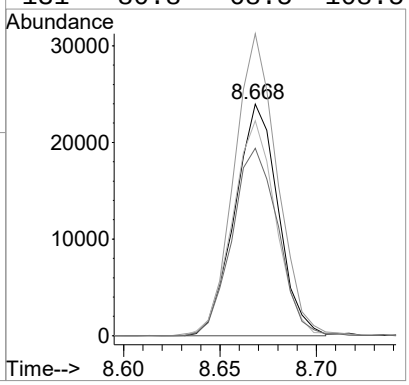

1st FN 06/17/21
2nd KR 06/17/21

Quantitation Report (Qedit)

Data Path : I:\ACQUDATA\MSVOA14\Data\061621\
Data File : F6802.D
Acq On : 16 Jun 2021 4:15 pm
Operator : F.NAEGLER
Sample : R2105887-017|1.00 Inst : MSVOA14
Misc : LUE 13584 T4
ALS Vial : 17 Sample Multiplier: 1

Quant Time: Jun 16 16:33:04 2021
Quant Method : I:\ACQUDATA\MSVOA14\Methods\S050321.M
Quant Title : MS#14 - 8260 SOILS 10ml PURGE
QLast Update : Tue May 04 08:45:11 2021
Response via : Initial Calibration

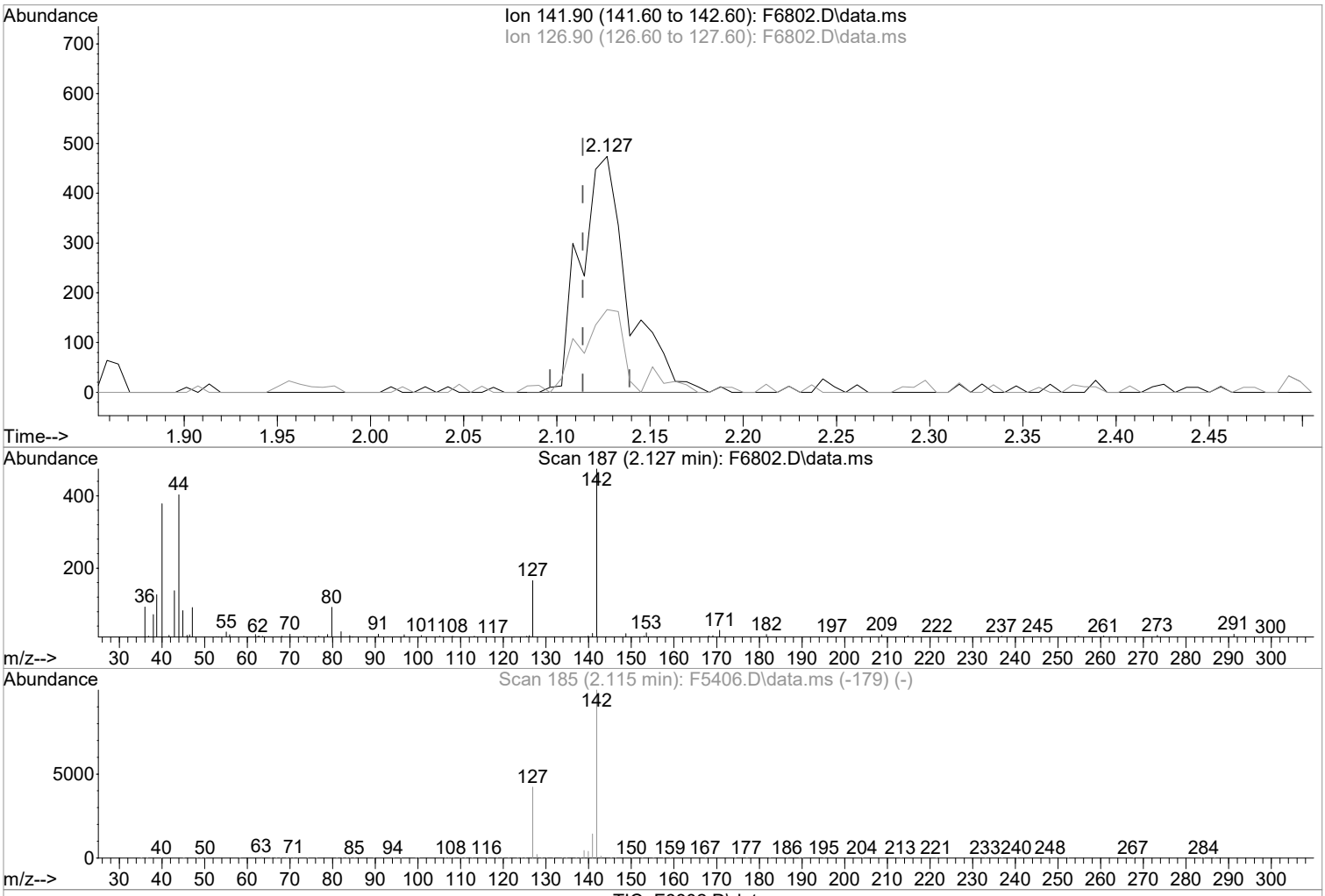

TIC: F6802.D\data.ms

(17) Iodomethane

2.127min (+0.013) 3.14 ug/L m

response 849

Ion	Exp%	Act%
141.90	100	100
126.90	42.20	35.02
0.00	0.00	0.00
0.00	0.00	0.00

Manual Integration:

After

Poor integration.

06/17/21

1st FN 06/17/21
2nd KR 06/17/21

Quantitation Report (Qedit)

Data Path : I:\ACQUDATA\MSVOA14\Data\061621\
Data File : F6802.D
Acq On : 16 Jun 2021 4:15 pm
Operator : F.NAEGLER
Sample : R2105887-017|1.00 Inst : MSVOA14
Misc : LUE 13584 T4
ALS Vial : 17 Sample Multiplier: 1

Quant Time: Jun 16 16:33:04 2021
Quant Method : I:\ACQUDATA\MSVOA14\Methods\S050321.M
Quant Title : MS#14 - 8260 SOILS 10ml PURGE
QLast Update : Tue May 04 08:45:11 2021
Response via : Initial Calibration

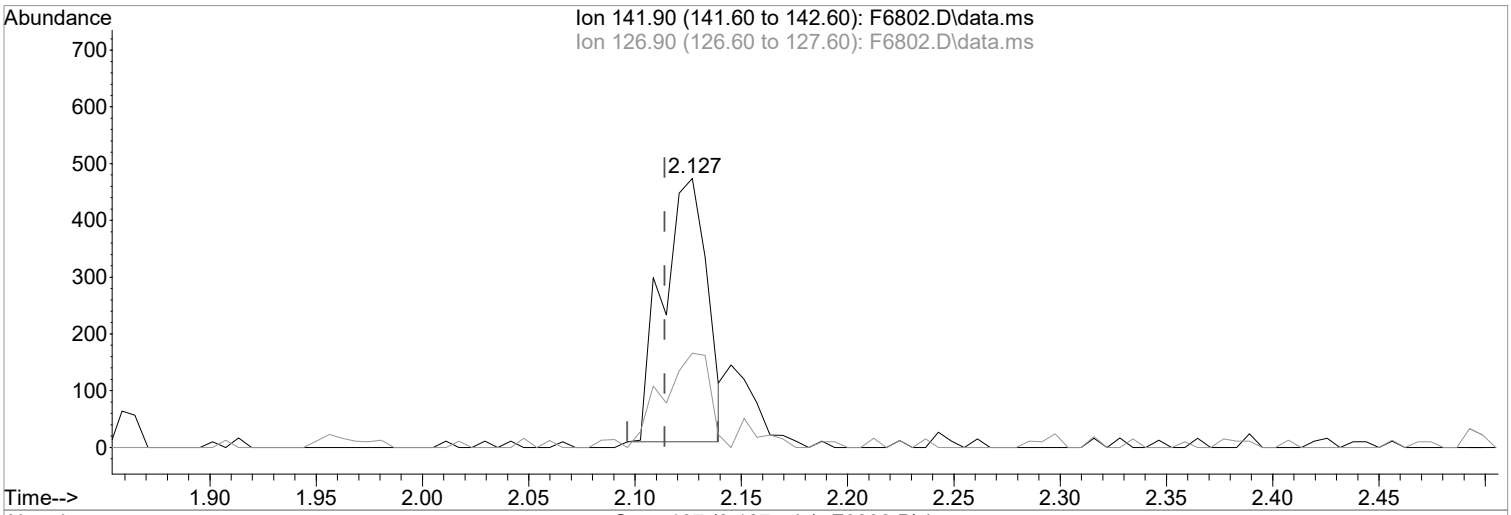

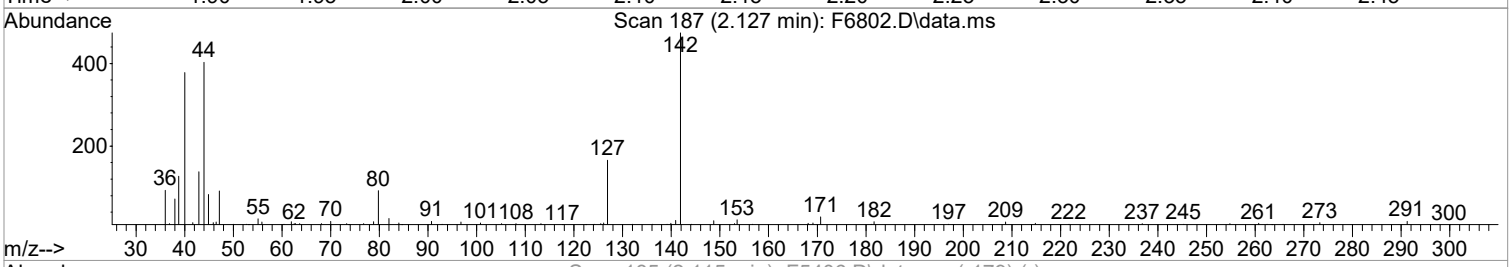

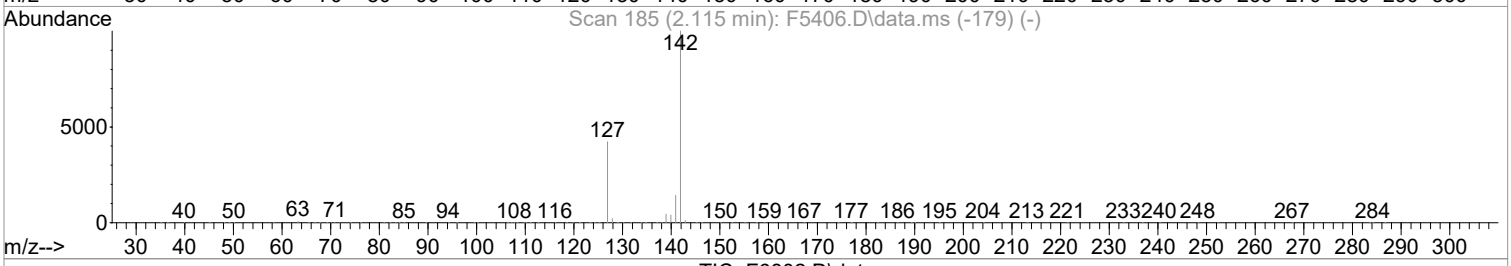

TIC: F6802.D\data.ms

(17) Iodomethane

2.127min (+0.013) 3.10 ug/L

response 675

Ion	Exp%	Act%
141.90	100	100
126.90	42.20	35.02
0.00	0.00	0.00
0.00	0.00	0.00

Manual Integration:

Before

06/17/21

1st FN 06/17/21
2nd KR 06/17/21

Quantitation Report (Qedit)

Data Path : I:\ACQUDATA\MSVOA14\Data\061621\
Data File : F6802.D
Acq On : 16 Jun 2021 4:15 pm
Operator : F.NAEGLER
Sample : R2105887-017|1.00 Inst : MSVOA14
Misc : LUE 13584 T4
ALS Vial : 17 Sample Multiplier: 1

Quant Time: Jun 16 16:33:04 2021
Quant Method : I:\ACQUDATA\MSVOA14\Methods\S050321.M
Quant Title : MS#14 - 8260 SOILS 10ml PURGE
QLast Update : Tue May 04 08:45:11 2021
Response via : Initial Calibration

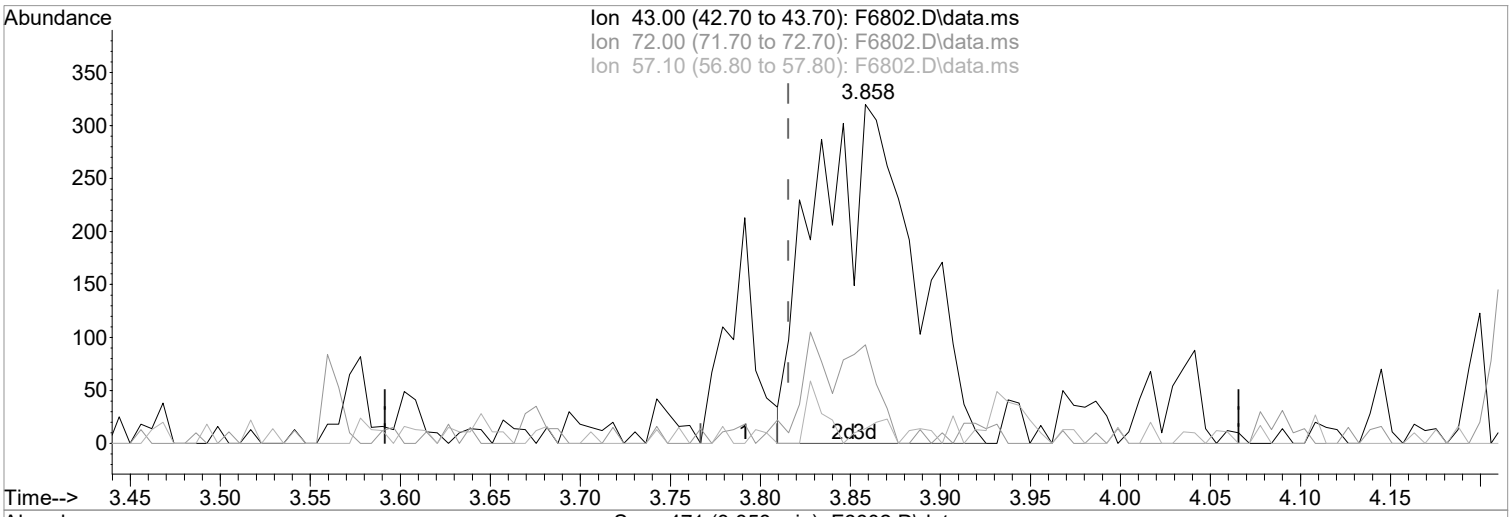

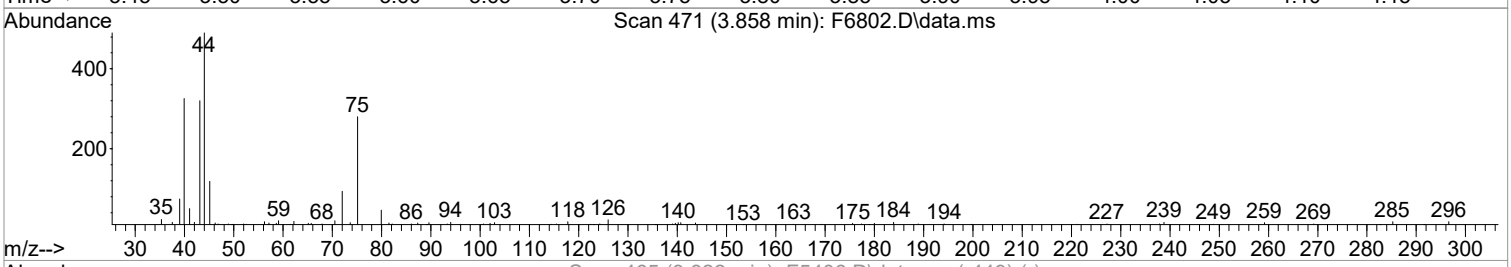

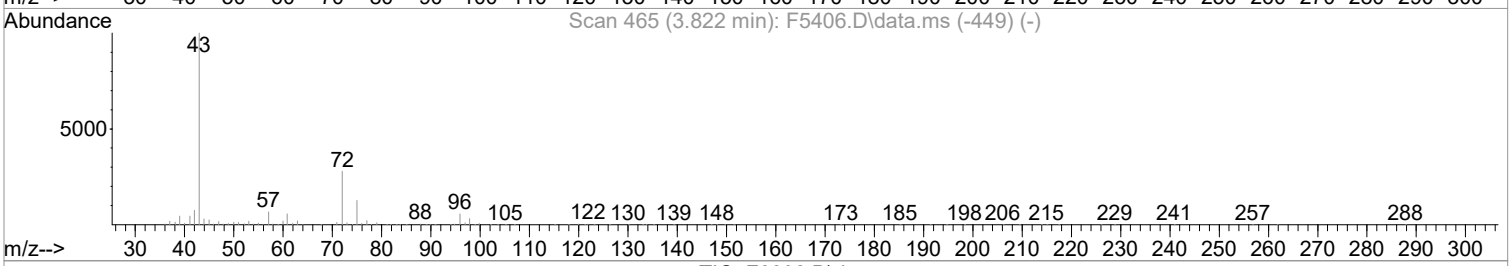

TIC: F6802.D\data.ms

(34) 2-Butanone (P)

3.858min (+0.043) 0.54 ug/L m

response 1224

Ion	Exp%	Act%
43.00	100	100
72.00	27.80	29.06
57.10	6.90	4.38
0.00	0.00	0.00

Manual Integration:

After

Poor integration.

06/17/21

1st FN 06/17/21
2nd KR 06/17/21

Quantitation Report (Qedit)

Data Path : I:\ACQUDATA\MSVOA14\Data\061621\
Data File : F6802.D
Acq On : 16 Jun 2021 4:15 pm
Operator : F.NAEGLER
Sample : R2105887-017|1.00 Inst : MSVOA14
Misc : LUE 13584 T4
ALS Vial : 17 Sample Multiplier: 1

Quant Time: Jun 16 16:33:04 2021
Quant Method : I:\ACQUDATA\MSVOA14\Methods\S050321.M
Quant Title : MS#14 - 8260 SOILS 10ml PURGE
QLast Update : Tue May 04 08:45:11 2021
Response via : Initial Calibration

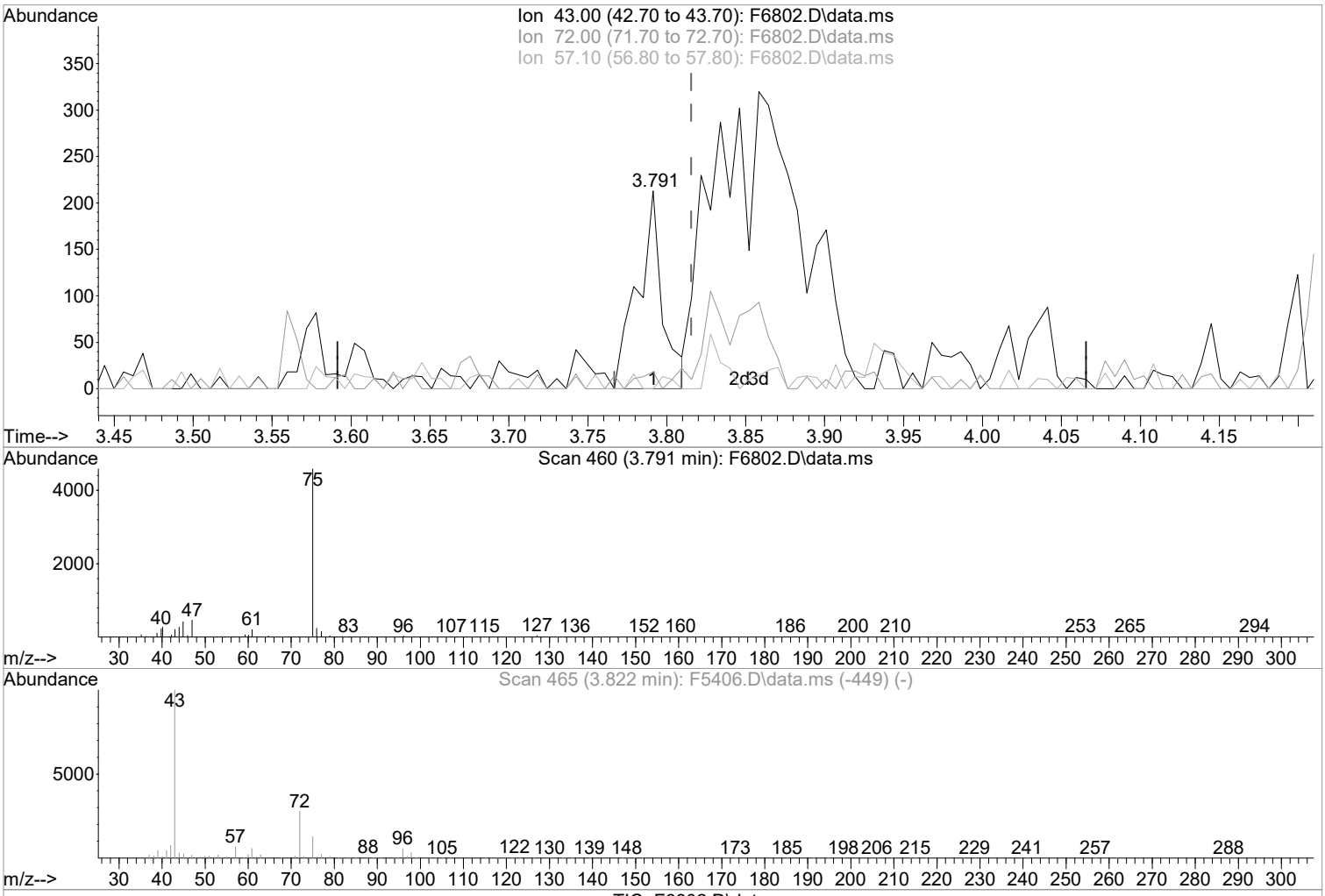

(34) 2-Butanone (P)

3.791min (-0.024) 0.10 ug/L

response 232

Ion	Exp%	Act%
43.00	100	100
72.00	27.80	8.45
57.10	6.90	0.00
0.00	0.00	0.00

Manual Integration:

Before

06/17/21

1st FN 06/17/21
2nd WR 06/17/21

Quantitation Report (QT Reviewed)

Data Path : I:\ACQUDATA\MSVOA14\Data\061621\
Data File : F6802.D
Acq On : 16 Jun 2021 4:15 pm
Operator : F.NAEGLER
Sample : R2105887-017|1.00 Inst : MSVOA14
Misc : LUE 13584 T4
ALS Vial : 17 Sample Multiplier: 1

Quant Time: Jun 17 15:38:55 2021
Quant Method : I:\ACQUDATA\MSVOA14\Methods\S050321.M
Quant Title : MS#14 - 8260 SOILS 10ml PURGE
QLast Update : Tue May 04 08:45:11 2021
Response via : Initial Calibration

Compound	R.T.	QIon	Response	Conc	Units	Dev(Min)
Internal Standards						
1) Pentafluorobenzene	4.681	168	392049	50.00	ug/L	0.00
42) 1,4-Difluorobenzene	5.931	114	597356	50.00	ug/L	0.00
70) d5-Chlorobenzene	9.577	117	530294	50.00	ug/L	0.00
87) 1,4-Dichlorobenzene-d4	11.735	152	248062	50.00	ug/L	0.00
System Monitoring Compounds						
44) SURR4,Dibrflmethane	4.529	113	182617	47.10	ug/L	0.00
Spiked Amount 50.000	Range 63 - 138		Recovery = 94.20%			
47) SURR1,1,2-dichloroetha...	5.114	65	224196	50.57	ug/L	0.00
Spiked Amount 50.000	Range 67 - 128		Recovery = 101.14%			
64) SURR3,Toluene-d8	7.943	98	743117	50.95	ug/L	0.00
Spiked Amount 50.000	Range 66 - 138		Recovery = 101.90%			
69) SURR2,BFB	10.723	95	244693	43.56	ug/L	0.00
Spiked Amount 50.000	Range 31 - 154		Recovery = 87.12%			
Target Compounds						Qvalue
3) Chloromethane	1.151	50	973	0.21	ug/L	83
15) Acetone	2.042	43	2684	Below Cal		79
17) Iodomethane	2.127	142	849m	3.14	ug/L	
21) Methyl Acetate	2.316	43	947	0.29	ug/L	87
22) Methylene Chloride	2.389	84	635	Below Cal #		45
34) 2-Butanone	3.858	43	1224m	0.54	ug/L	
38) Tetrahydrofuran	4.212	42	962	0.66	ug/L	97
53) Trichloroethene	6.291	130	1672	0.41	ug/L #	66
60) 2-Nitropropane	7.345	41	328	Below Cal #		64
71) Tetrachloroethene	8.668	164	15241	5.18	ug/L	95

(#) = qualifier out of range (m) = manual integration (+) = signals summed

Quantitation Report (QT Reviewed)

Data Path : I:\ACQUDATA\MSVOA14\Data\061621\
Data File : F6802.D
Acq On : 16 Jun 2021 4:15 pm
Operator : F.NAEGLER
Sample : R2105887-017|1.00 Inst : MSVOA14
Misc : LUE 13584 T4
ALS Vial : 17 Sample Multiplier: 1

Quant Time: Jun 17 15:38:55 2021
Quant Method : I:\ACQUDATA\MSVOA14\Methods\S050321.M
Quant Title : MS#14 - 8260 SOILS 10ml PURGE
QLast Update : Tue May 04 08:45:11 2021
Response via : Initial Calibration

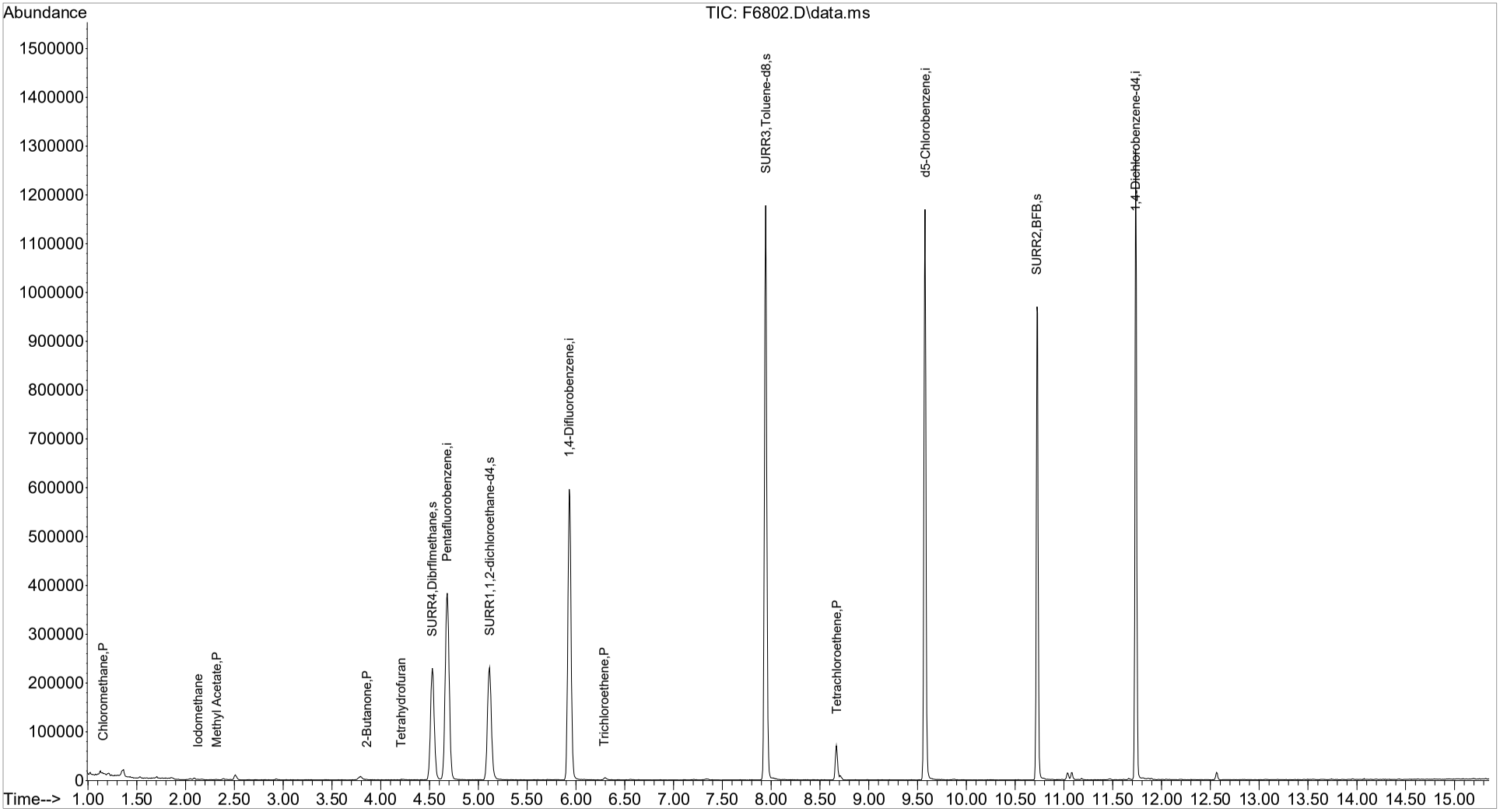

S050321.M Thu Jun 17 15:40:13 2021 Page: 2

1st FJ 06/17/21
2nd NR 06/17/21

1st FN 06/17/21
2nd KR 06/17/21

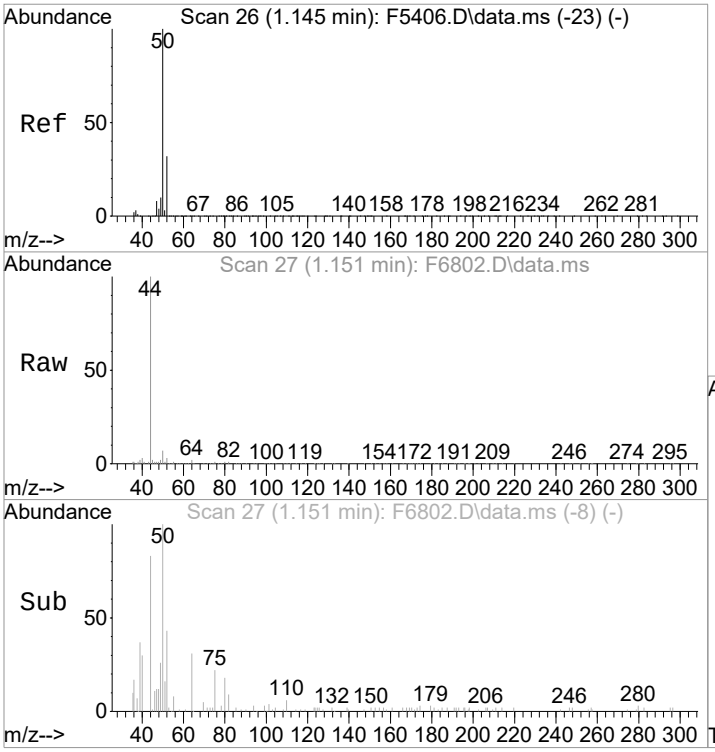

#3
Chloromethane
Concen: 0.21 ug/L
RT: 1.151 min Scan# 27
Delta R.T. -0.000 min
Lab File: F6802.D
Acq: 16 Jun 2021 4:15 pm

Tgt Ion: 50 Resp: 973

Ion	Ratio	Lower	Upper
50	100		
52	42.0	12.3	52.3

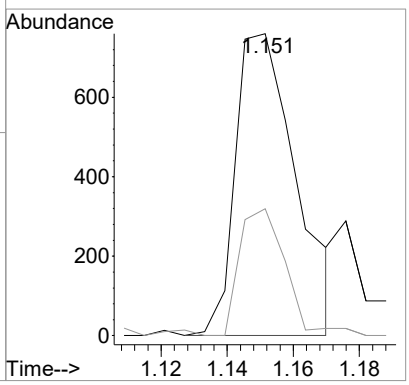

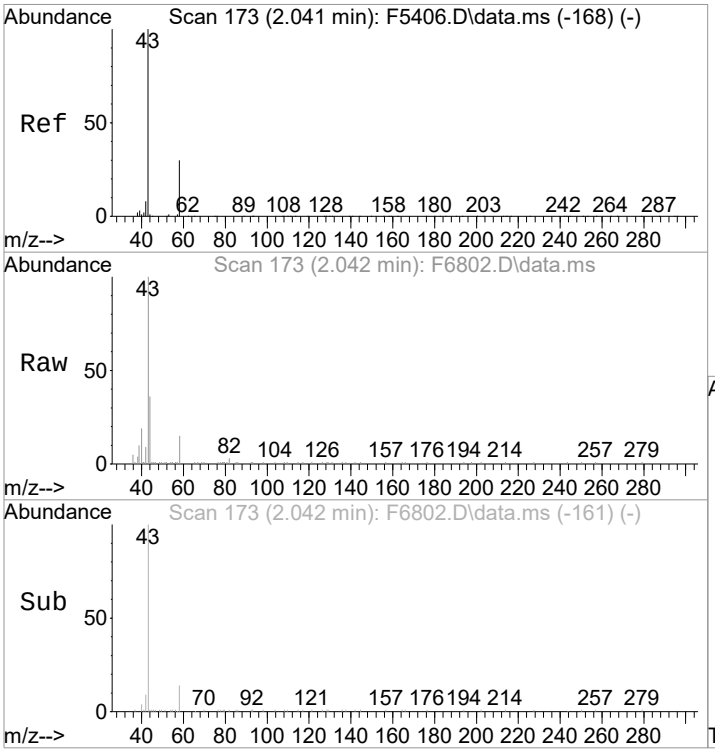

#15
Acetone
Concen: Below Cal
RT: 2.042 min Scan# 173
Delta R.T. 0.001 min
Lab File: F6802.D
Acq: 16 Jun 2021 4:15 pm

Tgt Ion: 43 Resp: 2684

Ion	Ratio	Lower	Upper
43	100		
58	15.3	8.9	48.9
42	9.5	0.0	27.9

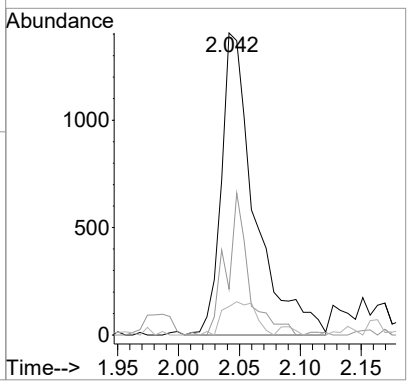

1st FN 06/17/21
2nd KR 06/17/21

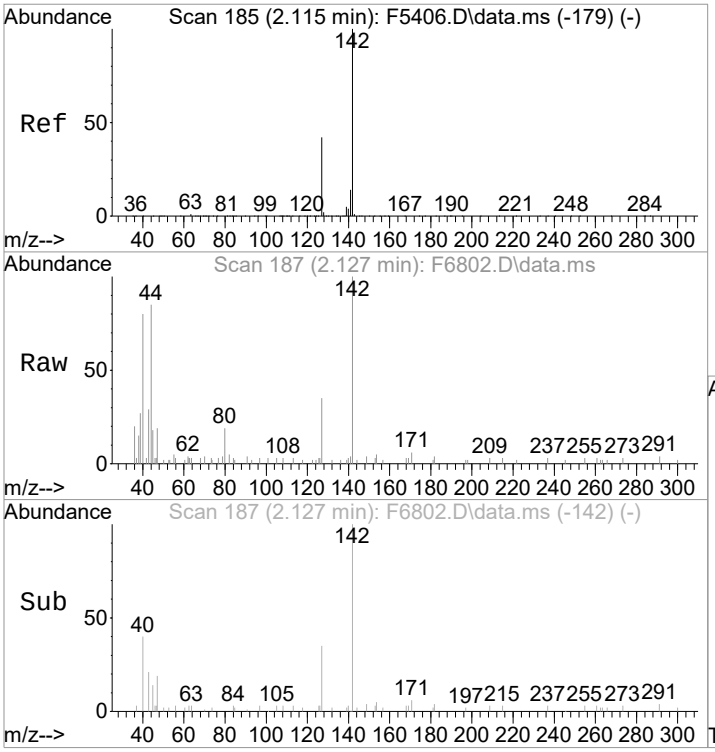

#17
Iodomethane
Concen: 3.14 ug/L m
RT: 2.127 min Scan# 187
Delta R.T. 0.013 min
Lab File: F6802.D
Acq: 16 Jun 2021 4:15 pm

Tgt Ion:142 Resp: 849

Ion	Ratio	Lower	Upper
142	100		
127	35.0	22.2	62.2

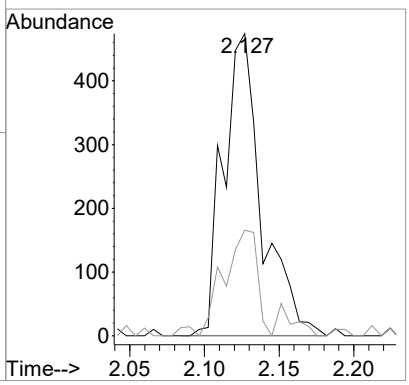

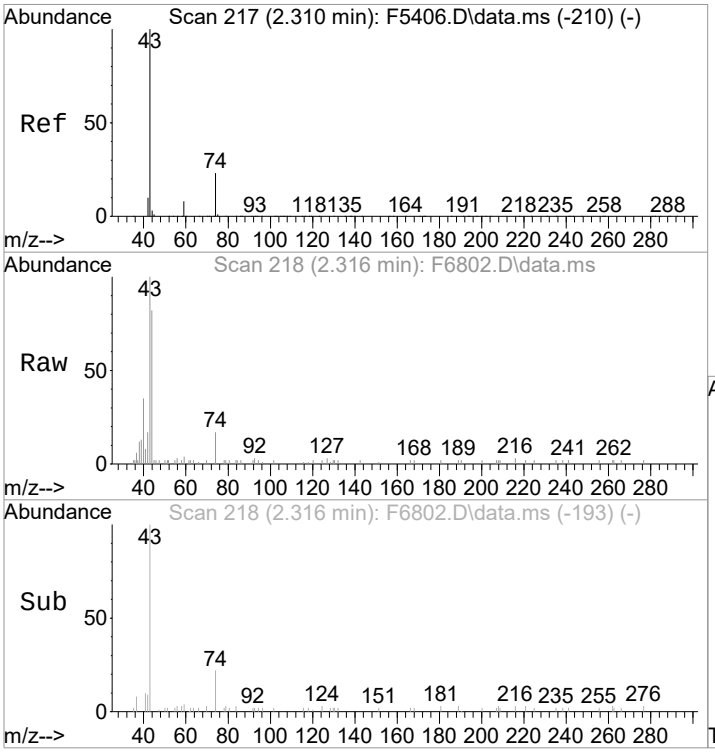

#21
Methyl Acetate
Concen: 0.29 ug/L
RT: 2.316 min Scan# 218
Delta R.T. 0.012 min
Lab File: F6802.D
Acq: 16 Jun 2021 4:15 pm

Tgt Ion: 43 Resp: 947

Ion	Ratio	Lower	Upper
43	100		
59	3.5	0.0	28.5
74	17.3	3.4	43.4

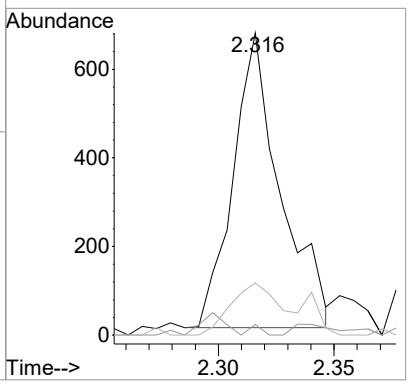

1st FN 06/17/21
2nd KR 06/17/21

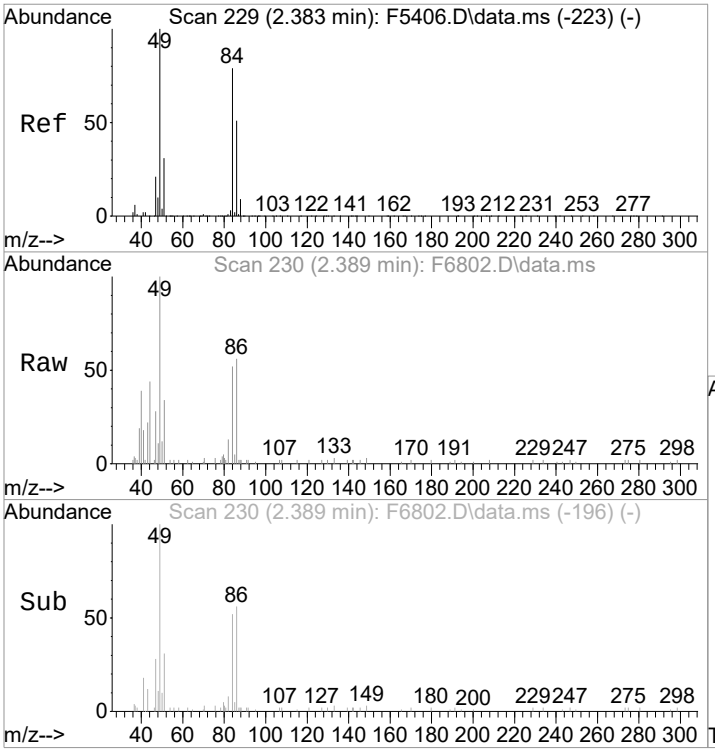

#22
Methylene Chloride
Concen: Below Cal
RT: 2.389 min Scan# 230
Delta R.T. 0.007 min
Lab File: F6802.D
Acq: 16 Jun 2021 4:15 pm

Tgt Ion: 84 Resp: 635

Ion	Ratio	Lower	Upper
84	100		
86	108.7	44.7	84.7#
49	193.8	106.4	146.4#
51	65.4	18.8	58.8#

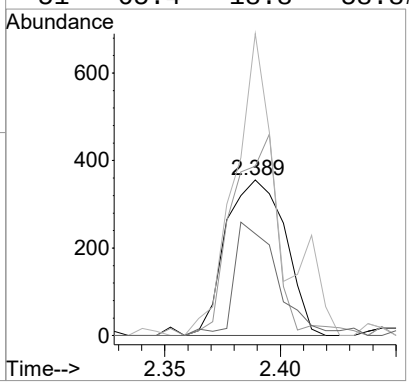

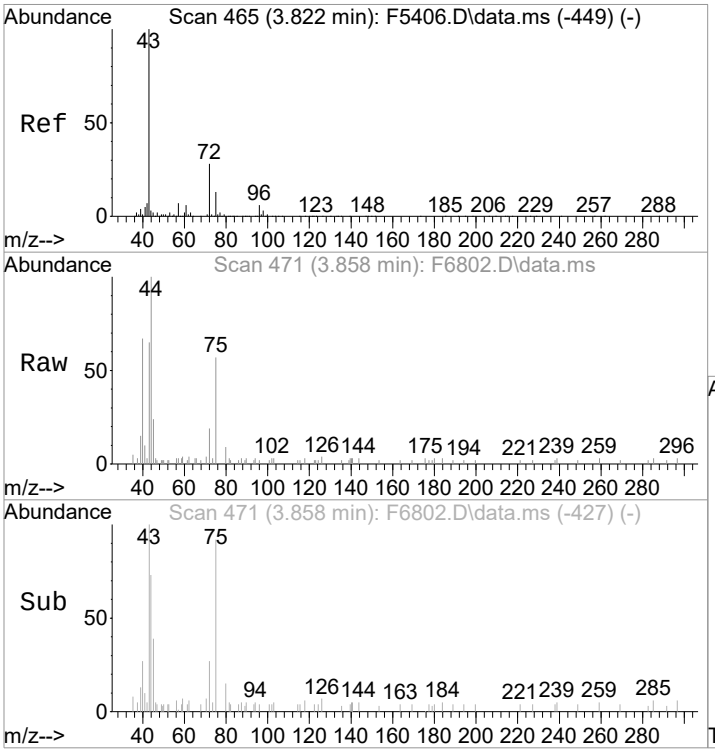

#34
2-Butanone
Concen: 0.54 ug/L m
RT: 3.858 min Scan# 471
Delta R.T. 0.043 min
Lab File: F6802.D
Acq: 16 Jun 2021 4:15 pm

Tgt Ion: 43 Resp: 1224

Ion	Ratio	Lower	Upper
43	100		
72	29.1	7.8	47.8
57	4.4	0.0	26.9

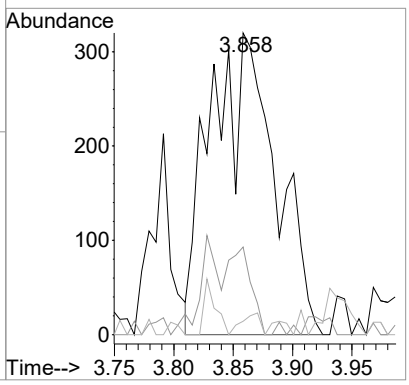

1st FN 06/17/21
2nd KR 06/17/21

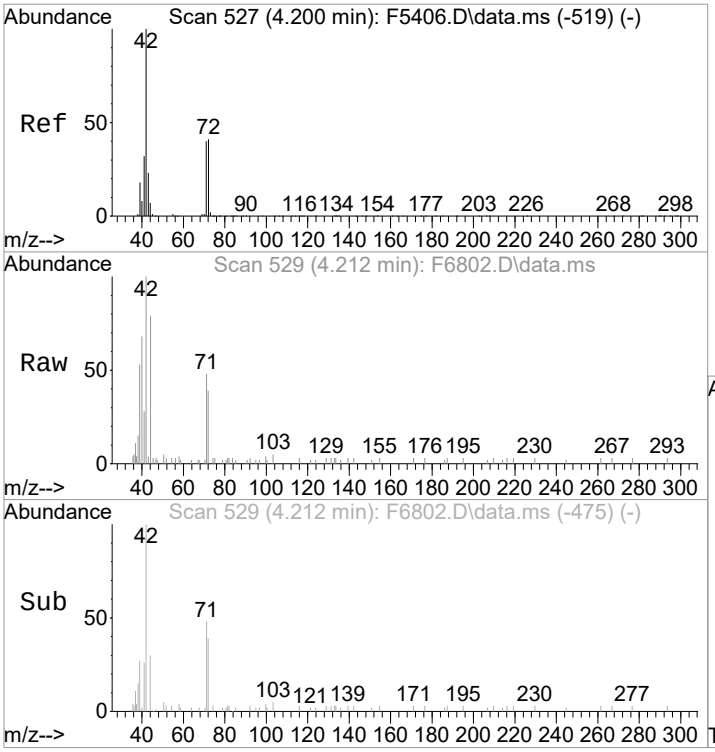

#38
Tetrahydrofuran
Concen: 0.66 ug/L
RT: 4.212 min Scan# 529
Delta R.T. 0.012 min
Lab File: F6802.D
Acq: 16 Jun 2021 4:15 pm

Tgt Ion: 42 Resp: 962

Ion	Ratio	Lower	Upper
42	100		
72	38.9	20.6	60.6

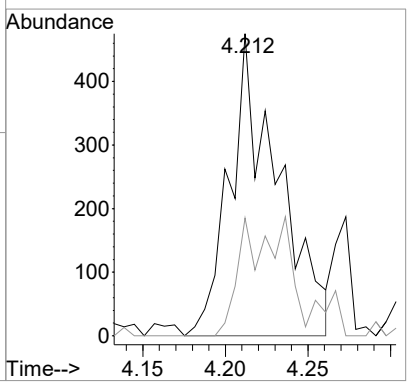

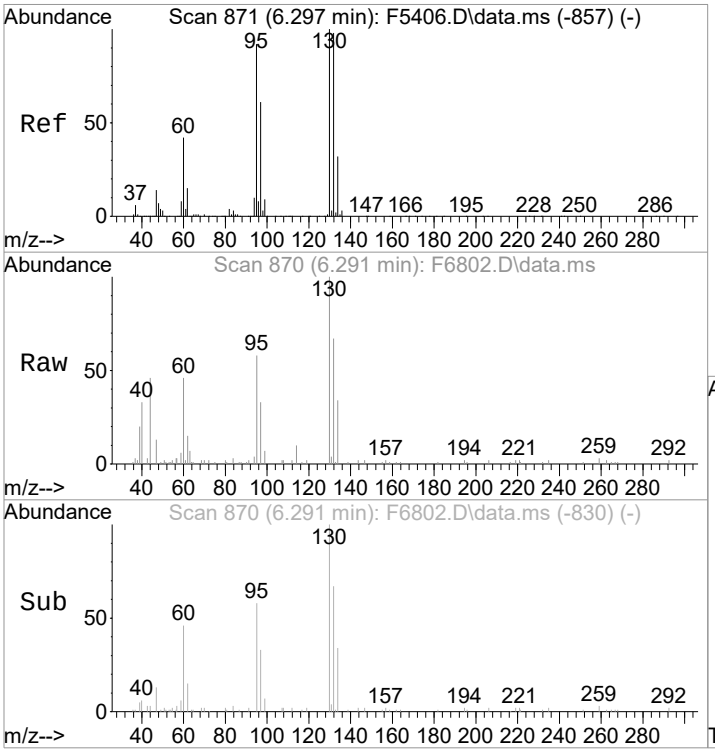

#53
Trichloroethene
Concen: 0.41 ug/L
RT: 6.291 min Scan# 870
Delta R.T. -0.006 min
Lab File: F6802.D
Acq: 16 Jun 2021 4:15 pm

Tgt Ion:130 Resp: 1672

Ion	Ratio	Lower	Upper
130	100		
132	67.4	77.8	117.8#
95	58.0	71.8	111.8#
97	33.1	41.4	81.4#

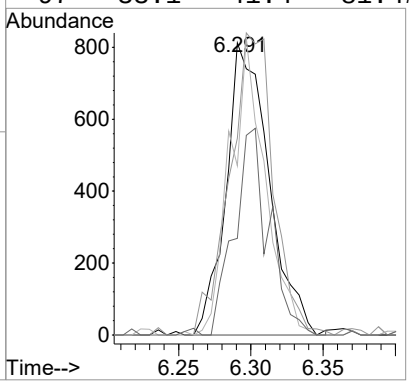

1st FN 06/17/21
2nd KR 06/17/21

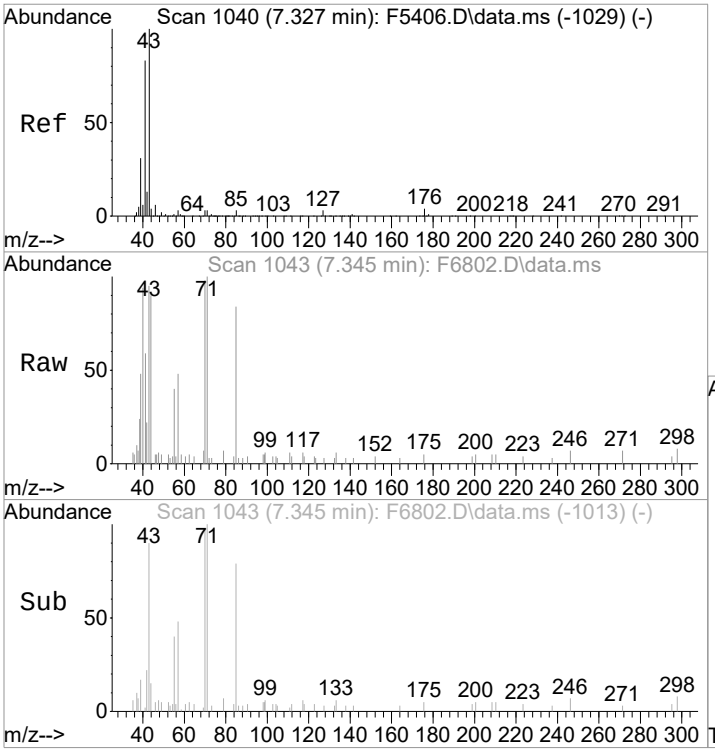

#60
2-Nitropropane
Concen: Below Cal
RT: 7.345 min Scan# 1043
Delta R.T. 0.012 min
Lab File: F6802.D
Acq: 16 Jun 2021 4:15 pm

Tgt Ion: 41 Resp: 328

Ion	Ratio	Lower	Upper
41	100		
43	160.2	100.3	140.3#

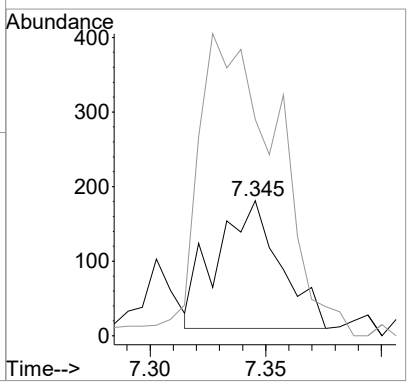

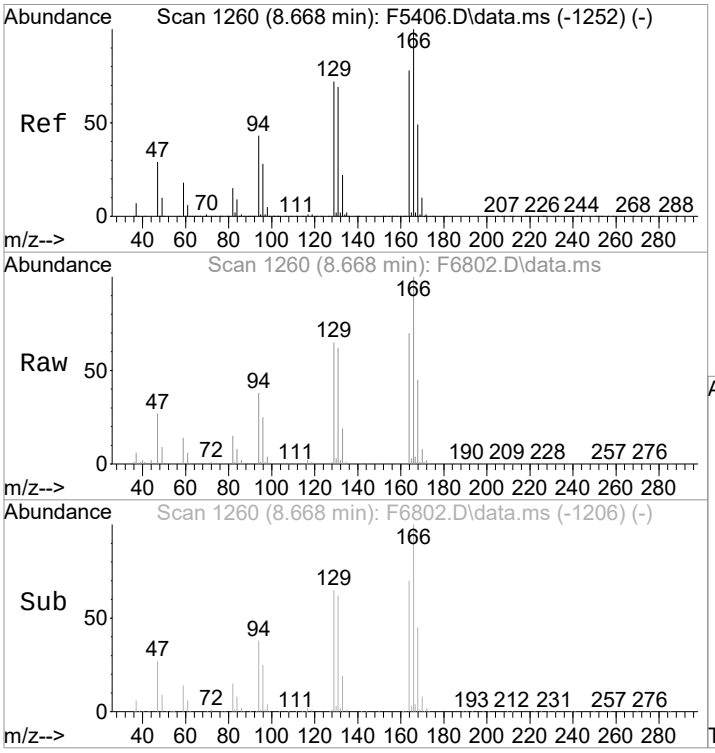

#71
Tetrachloroethene
Concen: 5.18 ug/L
RT: 8.668 min Scan# 1260
Delta R.T. 0.000 min
Lab File: F6802.D
Acq: 16 Jun 2021 4:15 pm

Tgt Ion:164 Resp: 15241

Ion	Ratio	Lower	Upper
164	100		
166	142.7	108.9	148.9
129	92.3	72.2	112.2
131	88.4	68.5	108.5

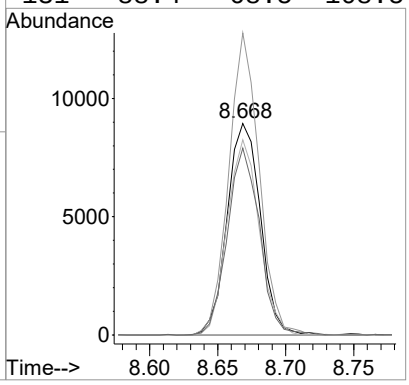

1st FN 06/17/21
2nd KR 06/17/21

Quantitation Report (Qedit)

Data Path : I:\ACQUDATA\MSVOA14\Data\061621\
Data File : F6803.D
Acq On : 16 Jun 2021 4:38 pm
Operator : F.NAEGLER
Sample : R2105887-018|1.00 Inst : MSVOA14
Misc : LUE 13584 T4
ALS Vial : 18 Sample Multiplier: 1

Quant Time: Jun 17 08:16:12 2021
Quant Method : I:\ACQUDATA\MSVOA14\Methods\S050321.M
Quant Title : MS#14 - 8260 SOILS 10ml PURGE
QLast Update : Tue May 04 08:45:11 2021
Response via : Initial Calibration

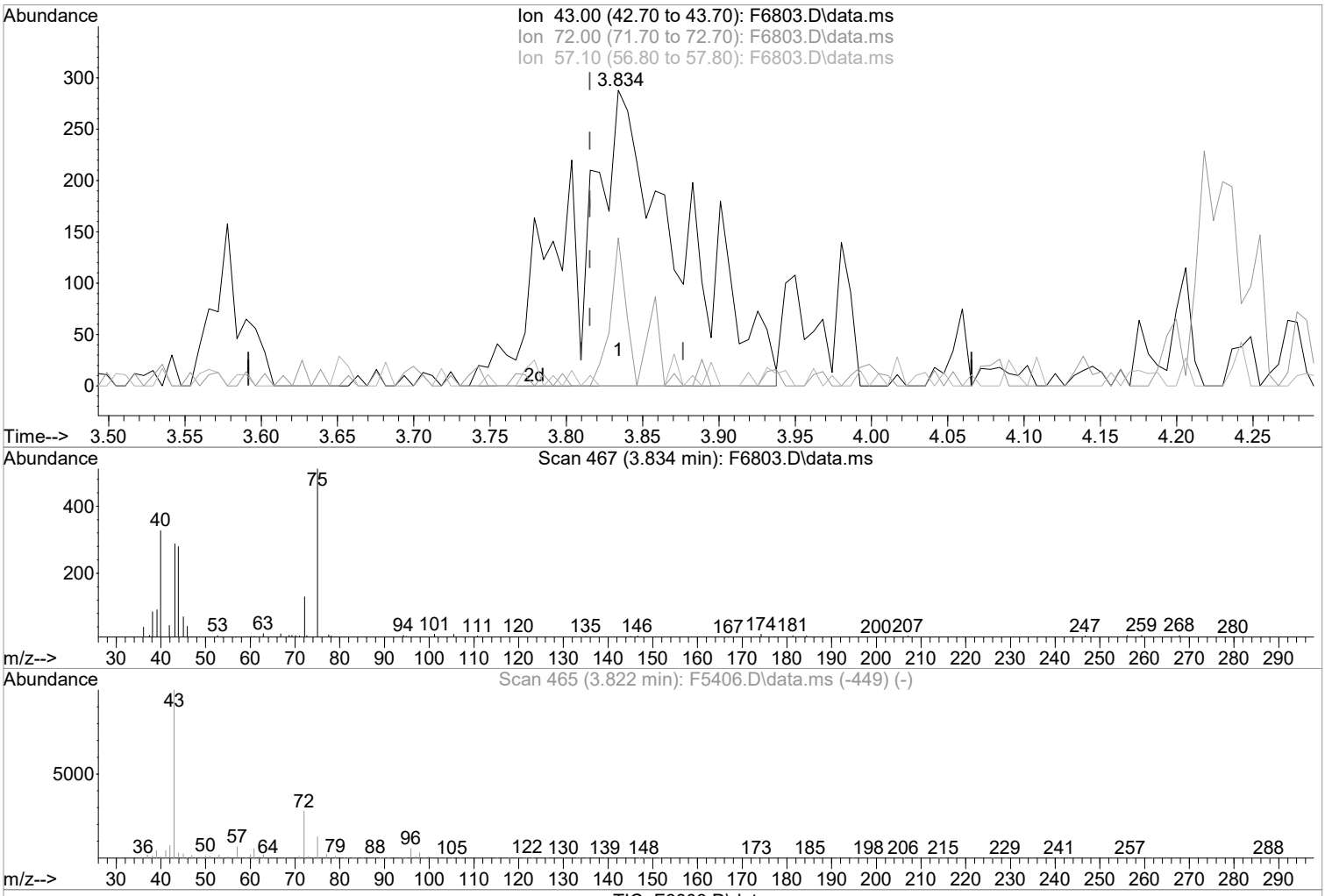

(34) 2-Butanone (P)

3.834min (+0.018) 0.74 ug/L m

response 1445

Ion	Exp%	Act%
43.00	100	100
72.00	27.80	45.14
57.10	6.90	0.00
0.00	0.00	0.00

Manual Integration:

After

Poor integration.

06/17/21

1st FN 06/17/21
2nd KR 06/17/21

Quantitation Report (Qedit)

Data Path : I:\ACQUDATA\MSVOA14\Data\061621\
Data File : F6803.D
Acq On : 16 Jun 2021 4:38 pm
Operator : F.NAEGLER
Sample : R2105887-018|1.00 Inst : MSVOA14
Misc : LUE 13584 T4
ALS Vial : 18 Sample Multiplier: 1

Quant Time: Jun 17 08:16:12 2021
Quant Method : I:\ACQUDATA\MSVOA14\Methods\S050321.M
Quant Title : MS#14 - 8260 SOILS 10ml PURGE
QLast Update : Tue May 04 08:45:11 2021
Response via : Initial Calibration

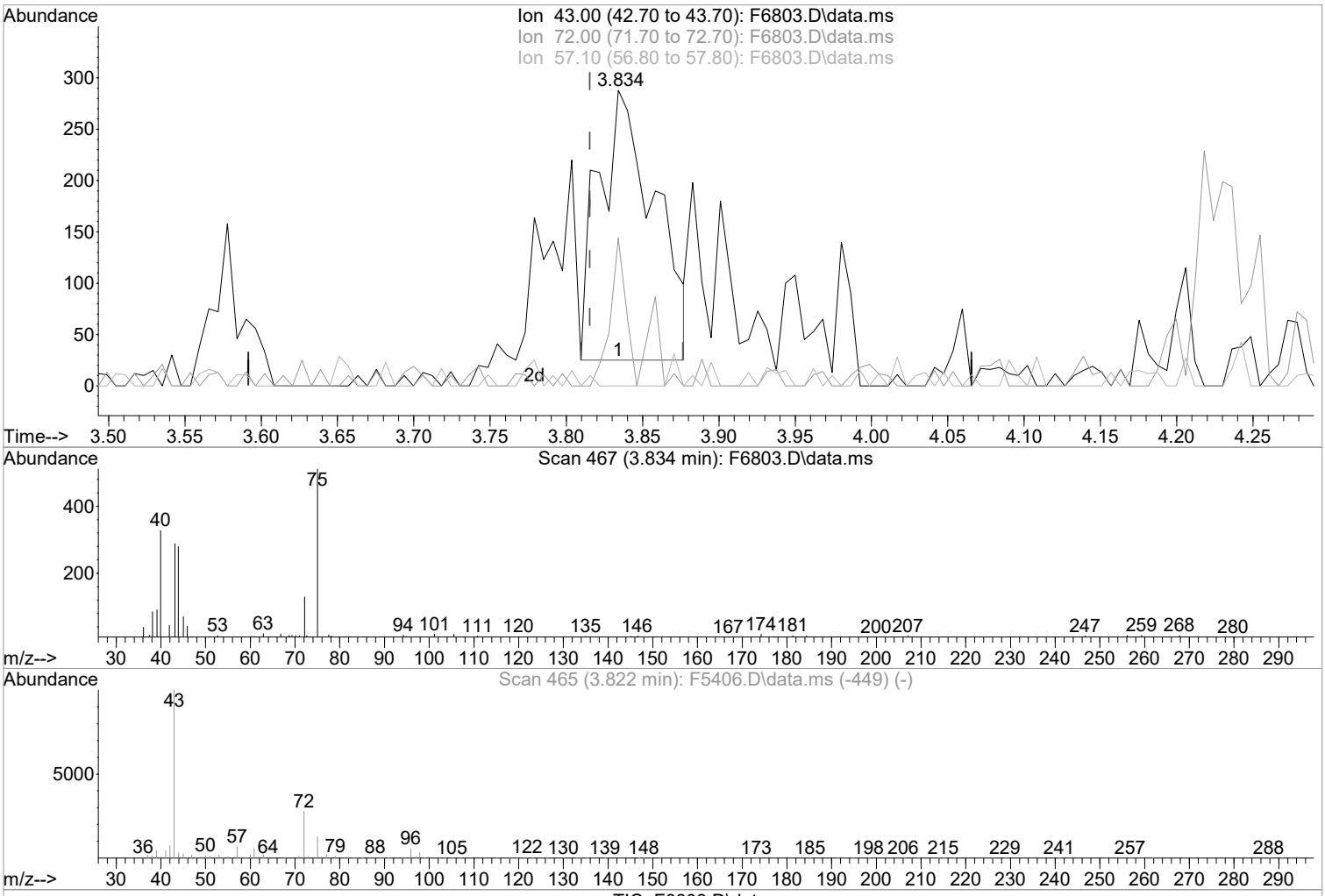

(34) 2-Butanone (P)

3.834min (+0.018) 0.34 ug/L

response 672

Ion	Exp%	Act%
43.00	100	100
72.00	27.80	50.00#
57.10	6.90	0.00
0.00	0.00	0.00

Manual Integration:

Before

06/17/21

1st FN 06/17/21
2nd WR 06/17/21

Quantitation Report (QT Reviewed)

Data Path : I:\ACQUDATA\MSVOA14\Data\061621\
Data File : F6803.D
Acq On : 16 Jun 2021 4:38 pm
Operator : F.NAEGLER
Sample : R2105887-018|1.00 Inst : MSVOA14
Misc : LUE 13584 T4
ALS Vial : 18 Sample Multiplier: 1

Quant Time: Jun 17 15:41:25 2021
Quant Method : I:\ACQUDATA\MSVOA14\Methods\S050321.M
Quant Title : MS#14 - 8260 SOILS 10ml PURGE
QLast Update : Tue May 04 08:45:11 2021
Response via : Initial Calibration

Compound	R.T.	QIon	Response	Conc Units	Dev(Min)
Internal Standards					
1) Pentafluorobenzene	4.675	168	339896	50.00 ug/L	0.00
42) 1,4-Difluorobenzene	5.931	114	507000	50.00 ug/L	0.00
70) d5-Chlorobenzene	9.577	117	429622	50.00 ug/L	0.00
87) 1,4-Dichlorobenzene-d4	11.735	152	184491	50.00 ug/L	0.00
System Monitoring Compounds					
44) SURR4,Dibrflmethane	4.529	113	165306	50.23 ug/L	0.00
Spiked Amount 50.000	Range 63 - 138		Recovery = 100.46%		
47) SURR1,1,2-dichloroetha...	5.108	65	203819	54.16 ug/L	0.00
Spiked Amount 50.000	Range 67 - 128		Recovery = 108.32%		
64) SURR3,Toluene-d8	7.943	98	646668	52.24 ug/L	0.00
Spiked Amount 50.000	Range 66 - 138		Recovery = 104.48%		
69) SURR2,BFB	10.723	95	194088	40.71 ug/L	0.00
Spiked Amount 50.000	Range 31 - 154		Recovery = 81.42%		
Target Compounds					Qvalue
3) Chloromethane	1.152	50	1448	0.36 ug/L	84
15) Acetone	2.042	43	2788	Below Cal	97
17) Iodomethane	2.121	142	770	3.15 ug/L #	66
21) Methyl Acetate	2.310	43	1000	0.36 ug/L	78
22) Methylene Chloride	2.389	84	1184	Below Cal #	78
34) 2-Butanone	3.834	43	1445m	0.74 ug/L	
38) Tetrahydrofuran	4.224	42	1171	0.92 ug/L	94
53) Trichloroethene	6.297	130	6475	1.87 ug/L #	81
60) 2-Nitropropane	7.327	41	287	Below Cal	87
71) Tetrachloroethene	8.668	164	326664	137.04 ug/L	98

(#) = qualifier out of range (m) = manual integration (+) = signals summed

Quantitation Report (QT Reviewed)

Data Path : I:\ACQUDATA\MSVOA14\Data\061621\
Data File : F6803.D
Acq On : 16 Jun 2021 4:38 pm
Operator : F.NAEGLER
Sample : R2105887-018|1.00 Inst : MSVOA14
Misc : LUE 13584 T4
ALS Vial : 18 Sample Multiplier: 1

Quant Time: Jun 17 15:41:25 2021
Quant Method : I:\ACQUDATA\MSVOA14\Methods\S050321.M
Quant Title : MS#14 - 8260 SOILS 10ml PURGE
QLast Update : Tue May 04 08:45:11 2021
Response via : Initial Calibration

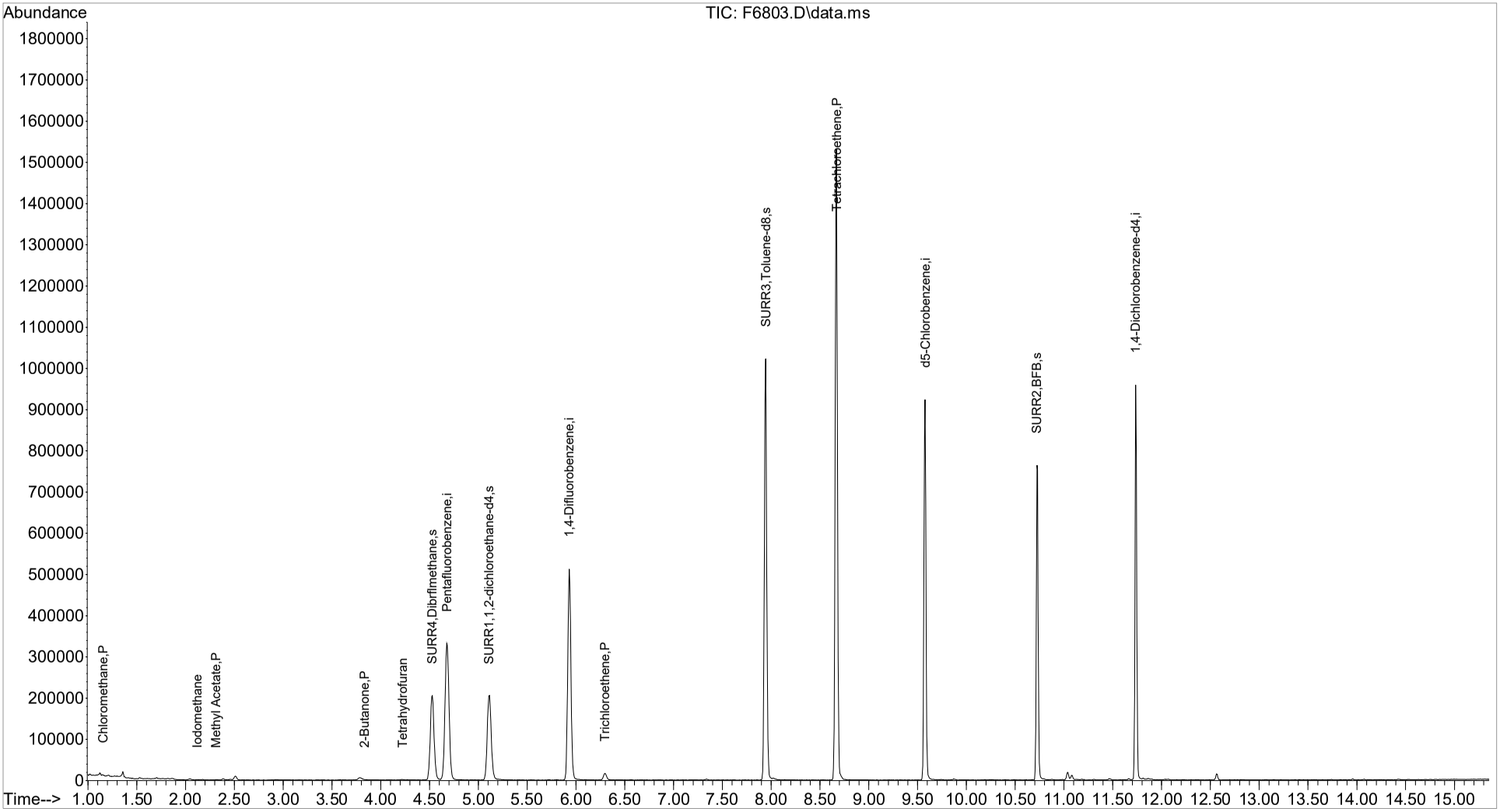

1st FJ 06/17/21
2nd 06/17/21

1st FN 06/17/21
2nd KR 06/17/21

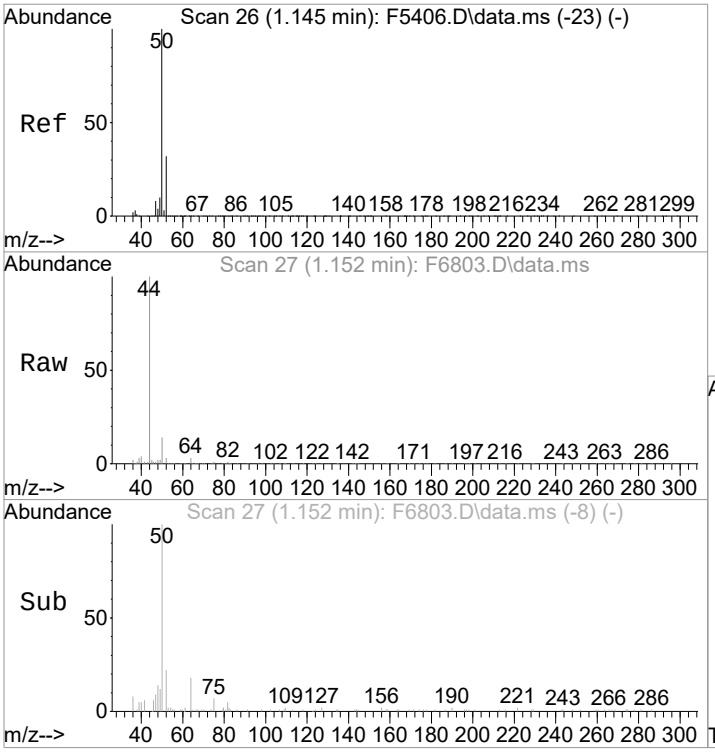

#3
Chloromethane
Concen: 0.36 ug/L
RT: 1.152 min Scan# 27
Delta R.T. 0.000 min
Lab File: F6803.D
Acq: 16 Jun 2021 4:38 pm

Tgt Ion: 50 Resp: 1448

Ion	Ratio	Lower	Upper
50	100		
52	23.3	12.3	52.3

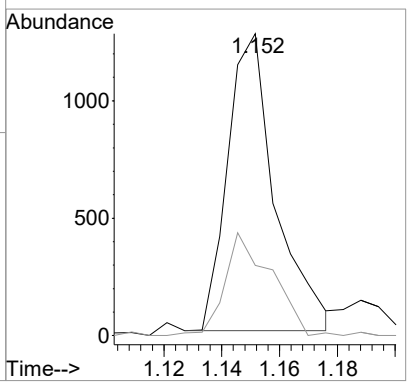

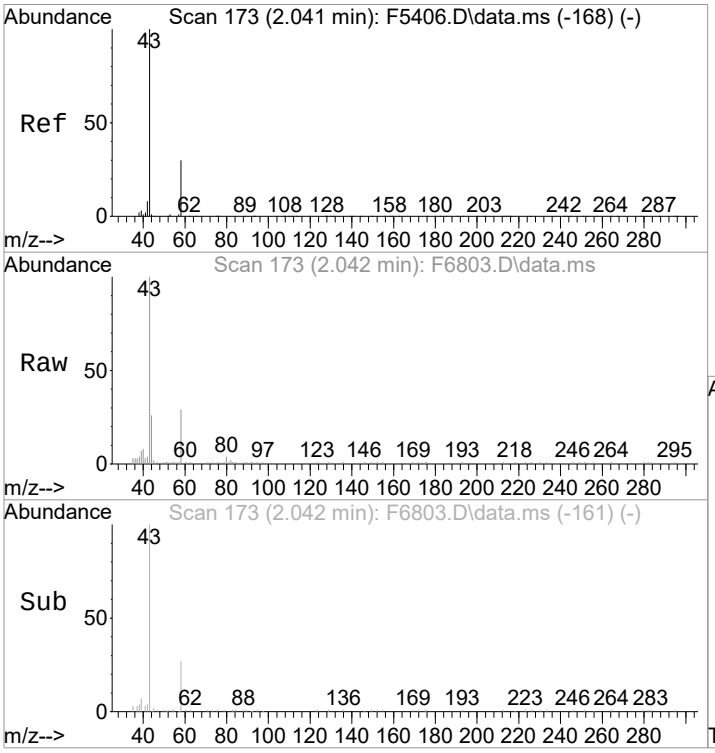

#15
Acetone
Concen: Below Cal
RT: 2.042 min Scan# 173
Delta R.T. 0.001 min
Lab File: F6803.D
Acq: 16 Jun 2021 4:38 pm

Tgt Ion: 43 Resp: 2788

Ion	Ratio	Lower	Upper
43	100		
58	28.6	8.9	48.9
42	3.8	0.0	27.9

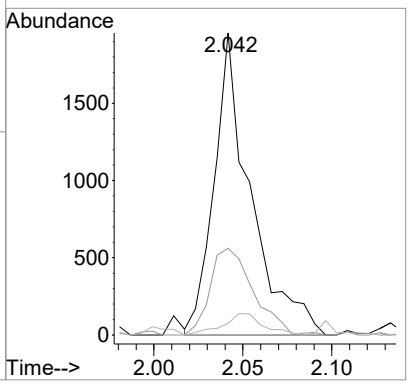

1st FN 06/17/21
2nd KR 06/17/21

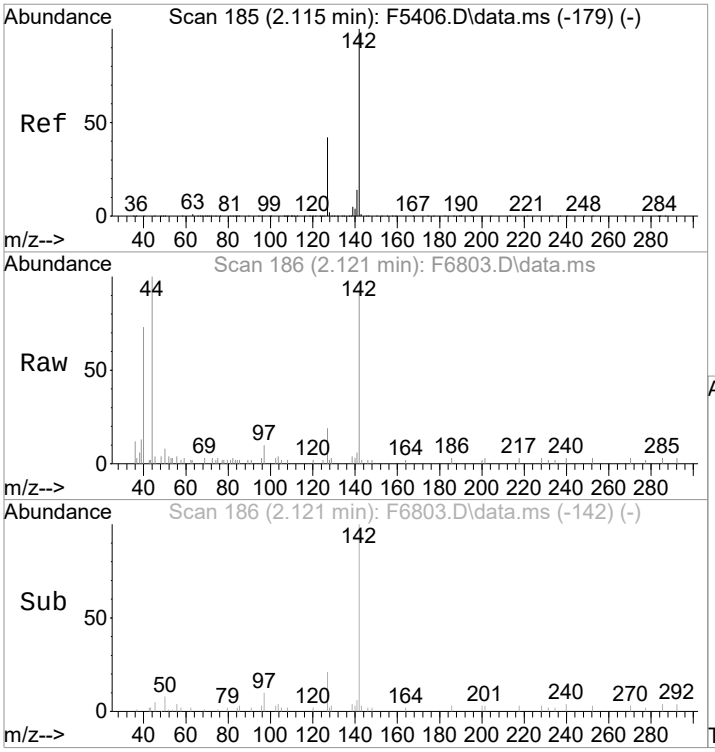

#17
Iodomethane
Concen: 3.15 ug/L
RT: 2.121 min Scan# 186
Delta R.T. 0.007 min
Lab File: F6803.D
Acq: 16 Jun 2021 4:38 pm

Tgt Ion:142 Resp: 770

Ion	Ratio	Lower	Upper
142	100		
127	20.8	22.2	62.2#

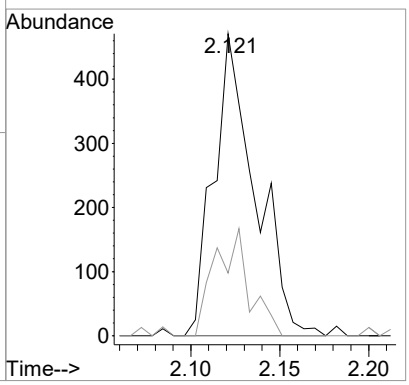

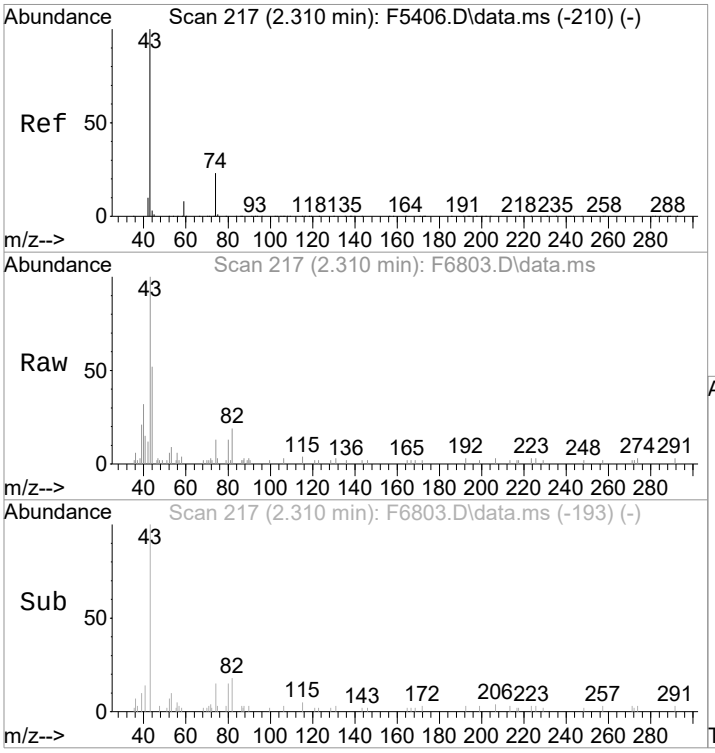

#21
Methyl Acetate
Concen: 0.36 ug/L
RT: 2.310 min Scan# 217
Delta R.T. 0.006 min
Lab File: F6803.D
Acq: 16 Jun 2021 4:38 pm

Tgt Ion: 43 Resp: 1000

Ion	Ratio	Lower	Upper
43	100		
59	0.0	0.0	28.5
74	12.9	3.4	43.4

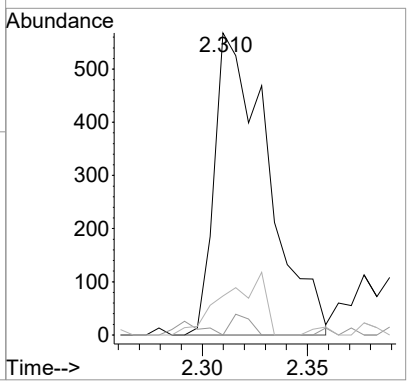

1st FN 06/17/21
2nd KR 06/17/21

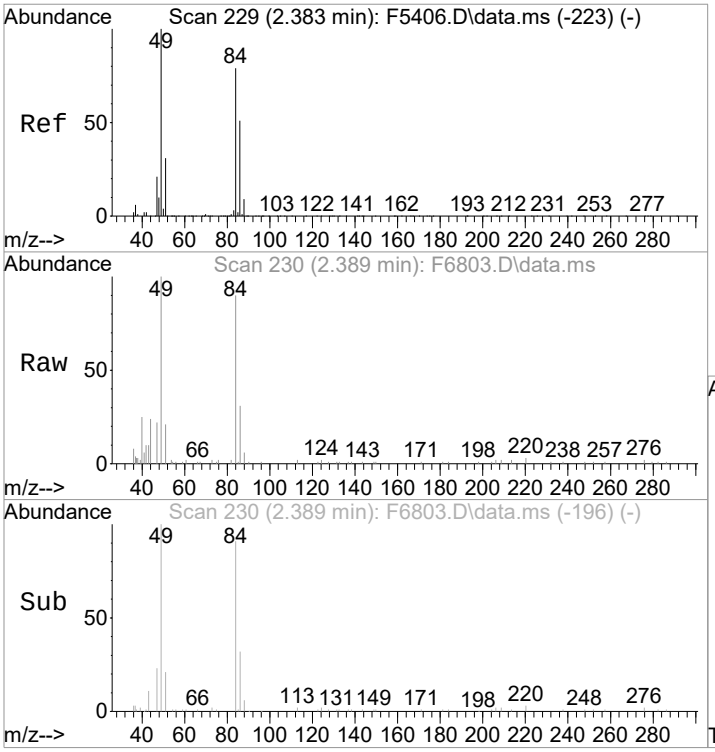

#22
Methylene Chloride
Concen: Below Cal
RT: 2.389 min Scan# 230
Delta R.T. 0.007 min
Lab File: F6803.D
Acq: 16 Jun 2021 4:38 pm

Tgt Ion: 84 Resp: 1184

Ion	Ratio	Lower	Upper
84	100		
86	34.9	44.7	84.7#
49	111.5	106.4	146.4
51	22.9	18.8	58.8

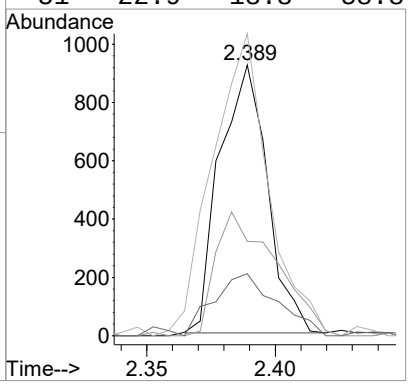

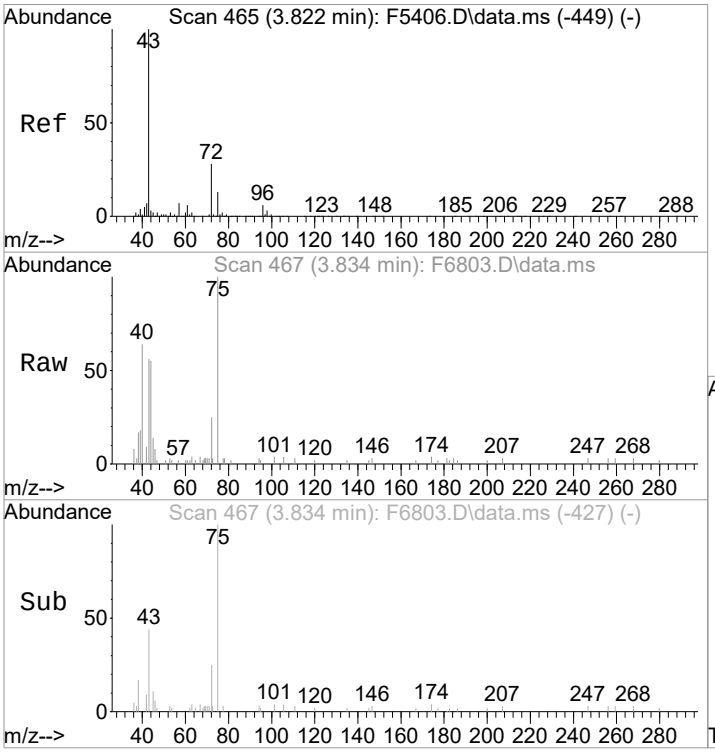

#34
2-Butanone
Concen: 0.74 ug/L m
RT: 3.834 min Scan# 467
Delta R.T. 0.018 min
Lab File: F6803.D
Acq: 16 Jun 2021 4:38 pm

Tgt Ion: 43 Resp: 1445

Ion	Ratio	Lower	Upper
43	100		
72	45.1	7.8	47.8
57	0.0	0.0	26.9

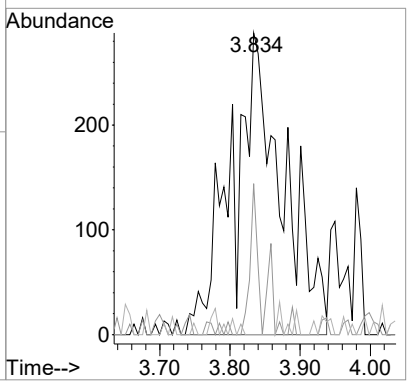

1st FN 06/17/21
2nd KR 06/17/21

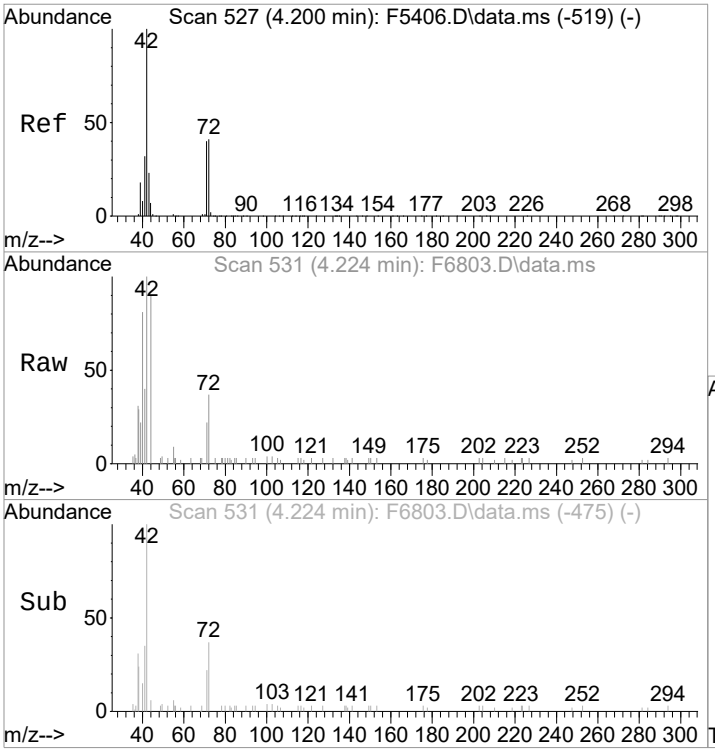

#38
Tetrahydrofuran
Concen: 0.92 ug/L
RT: 4.224 min Scan# 531
Delta R.T. 0.024 min
Lab File: F6803.D
Acq: 16 Jun 2021 4:38 pm

Tgt Ion: 42 Resp: 1171

Ion	Ratio	Lower	Upper
42	100		
72	37.1	20.6	60.6

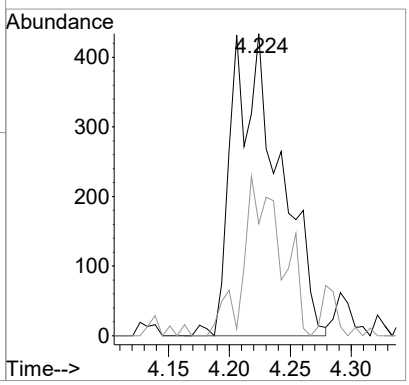

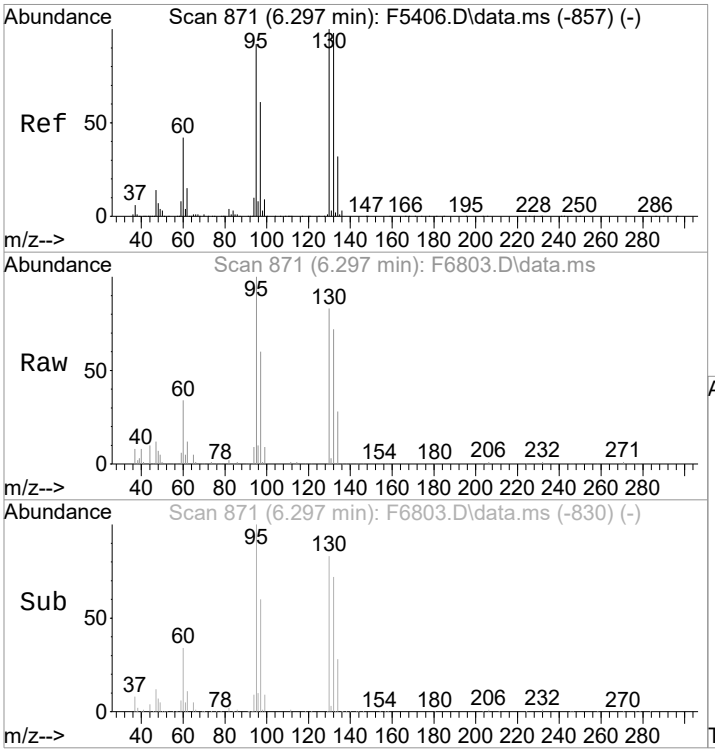

#53
Trichloroethene
Concen: 1.87 ug/L
RT: 6.297 min Scan# 871
Delta R.T. 0.000 min
Lab File: F6803.D
Acq: 16 Jun 2021 4:38 pm

Tgt Ion:130 Resp: 6475

Ion	Ratio	Lower	Upper
130	100		
132	86.3	77.8	117.8
95	120.4	71.8	111.8#
97	72.8	41.4	81.4

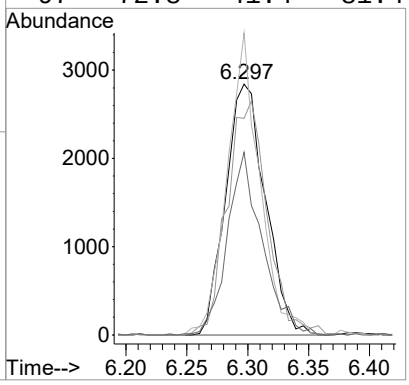

1st FN 06/17/21
2nd KR 06/17/21

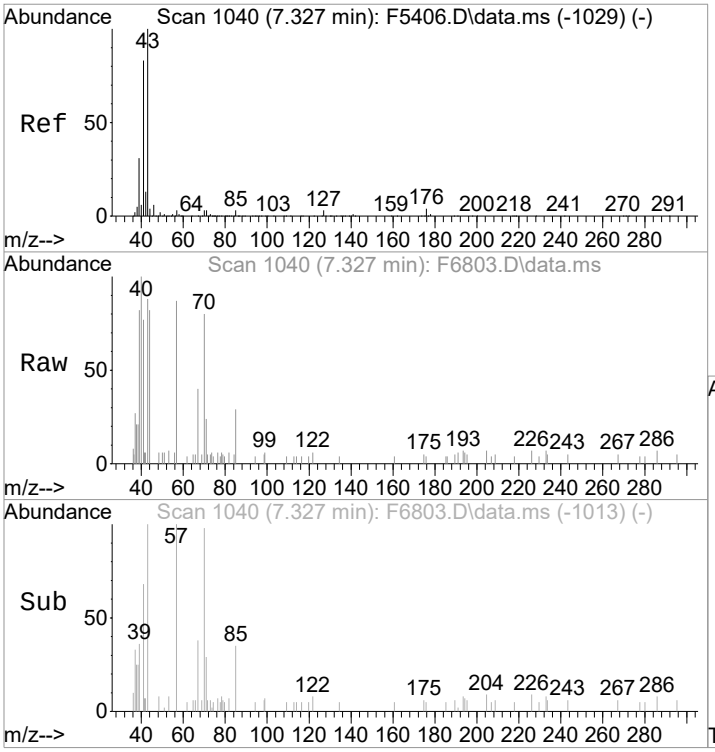

#60
2-Nitropropane
Concen: Below Cal
RT: 7.327 min Scan# 1040
Delta R.T. -0.006 min
Lab File: F6803.D
Acq: 16 Jun 2021 4:38 pm

Tgt Ion: 41 Resp: 287

Ion	Ratio	Lower	Upper
41	100		
43	105.9	100.3	140.3

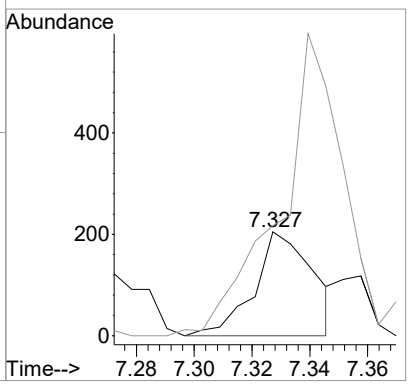

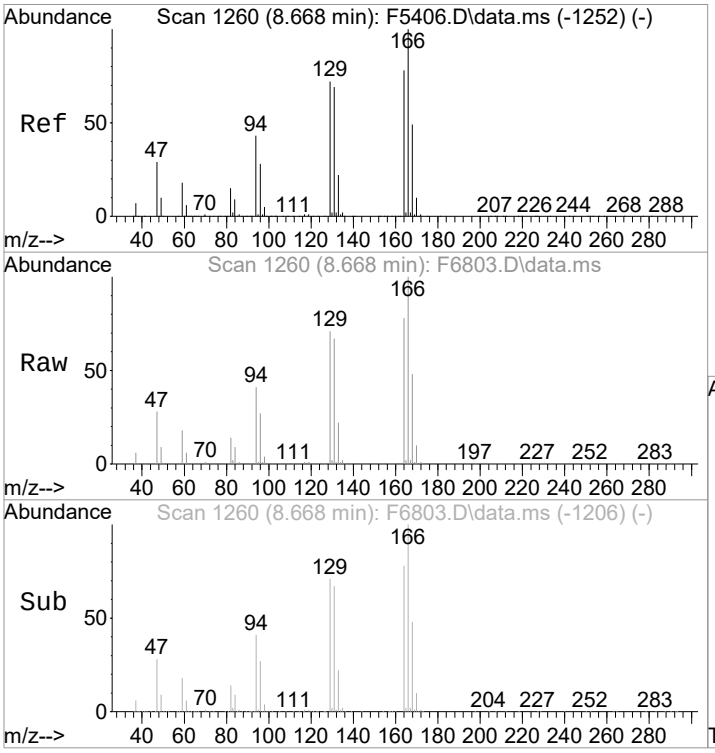

#71
Tetrachloroethene
Concen: 137.04 ug/L
RT: 8.668 min Scan# 1260
Delta R.T. 0.000 min
Lab File: F6803.D
Acq: 16 Jun 2021 4:38 pm

Tgt Ion:164 Resp: 326664

Ion	Ratio	Lower	Upper
164	100		
166	127.6	108.9	148.9
129	90.3	72.2	112.2
131	85.0	68.5	108.5

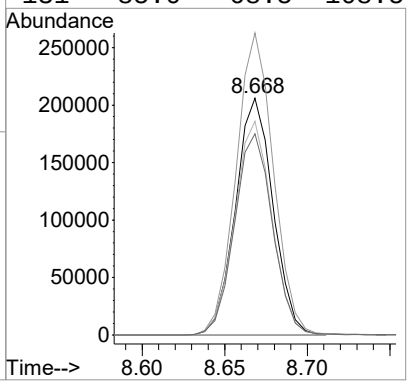

1st FN 06/17/21
2nd KR 06/17/21

Quantitation Report (Qedit)

Data Path : I:\ACQUDATA\MSVOA14\Data\061621\
Data File : F6804.D
Acq On : 16 Jun 2021 5:02 pm
Operator : F.NAEGLER
Sample : R2105887-020|1.00 Inst : MSVOA14
Misc : LUE 13584 T4
ALS Vial : 19 Sample Multiplier: 1

Quant Time: Jun 17 08:16:37 2021
Quant Method : I:\ACQUDATA\MSVOA14\Methods\S050321.M
Quant Title : MS#14 - 8260 SOILS 10ml PURGE
QLast Update : Tue May 04 08:45:11 2021
Response via : Initial Calibration

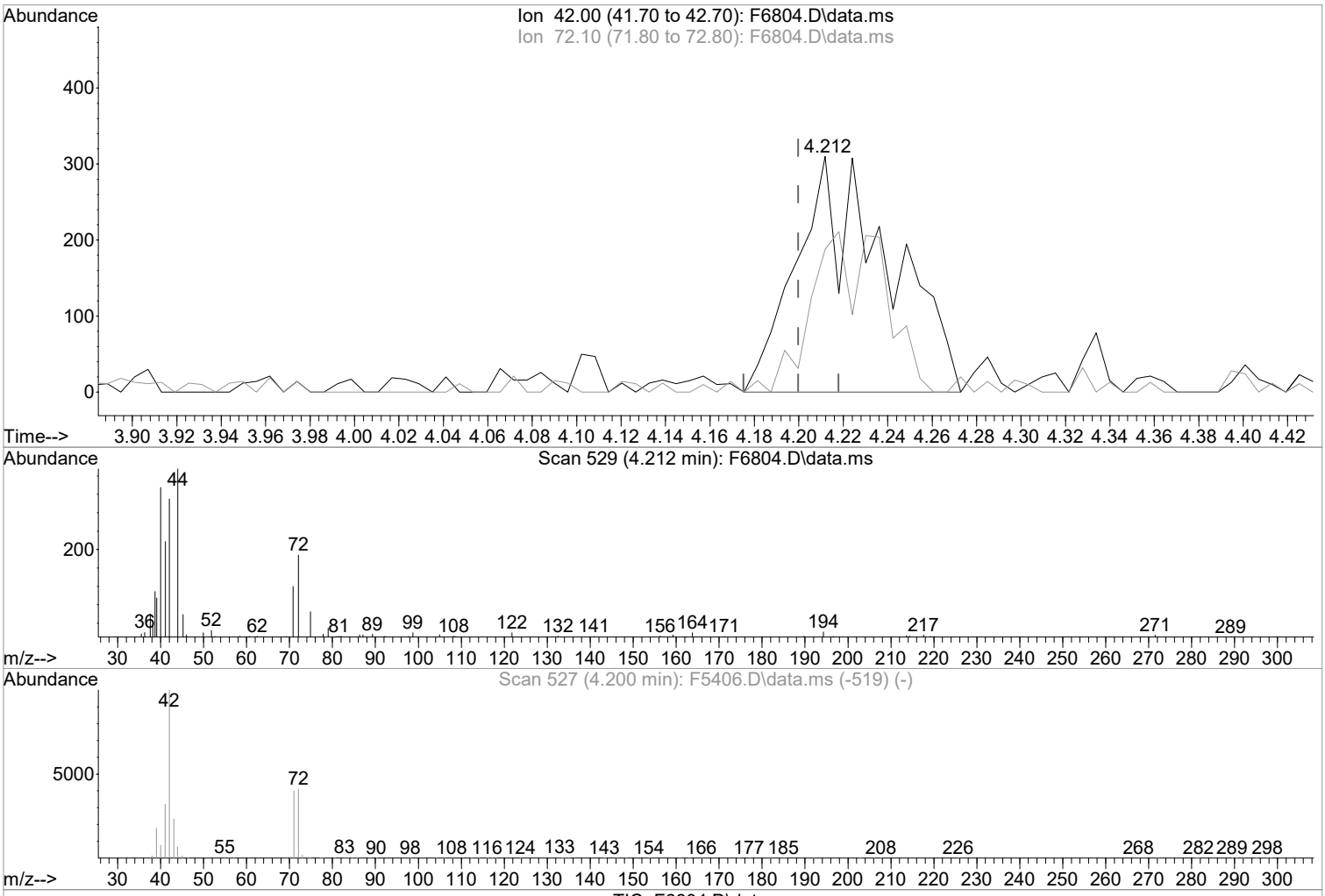

(38) Tetrahydrofuran

4.212min (+0.012) 0.63 ug/L m

response 883

Ion	Exp%	Act%
42.00	100	100
72.10	40.60	60.65#
0.00	0.00	0.00
0.00	0.00	0.00

Manual Integration:

After

Poor integration.

06/17/21

1st FN 06/17/21
2nd KR 06/17/21

Quantitation Report (Qedit)

Data Path : I:\ACQUDATA\MSVOA14\Data\061621\
Data File : F6804.D
Acq On : 16 Jun 2021 5:02 pm
Operator : F.NAEGLER
Sample : R2105887-020|1.00 Inst : MSVOA14
Misc : LUE 13584 T4
ALS Vial : 19 Sample Multiplier: 1

Quant Time: Jun 17 08:16:37 2021
Quant Method : I:\ACQUDATA\MSVOA14\Methods\S050321.M
Quant Title : MS#14 - 8260 SOILS 10ml PURGE
QLast Update : Tue May 04 08:45:11 2021
Response via : Initial Calibration

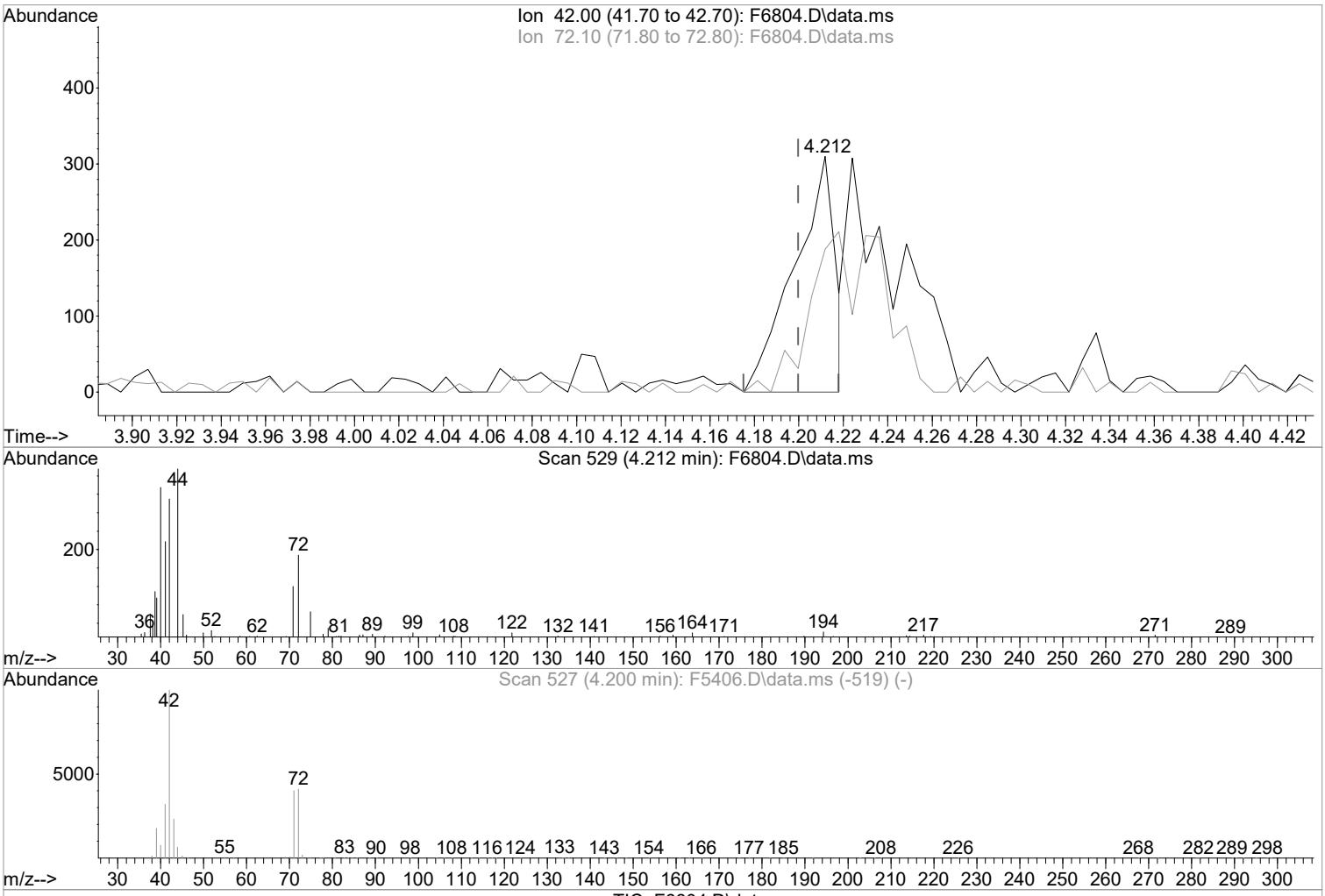

(38) Tetrahydrofuran

4.212min (+0.012) 0.28 ug/L

response 396

Ion	Exp%	Act%
42.00	100	100
72.10	40.60	60.65#
0.00	0.00	0.00
0.00	0.00	0.00

Manual Integration:

Before

06/17/21

1st FN 06/17/21
2nd WR 06/17/21

Quantitation Report (QT Reviewed)

Data Path : I:\ACQUDATA\MSVOA14\Data\061621\
Data File : F6804.D
Acq On : 16 Jun 2021 5:02 pm
Operator : F.NAEGLER
Sample : R2105887-020|1.00 Inst : MSVOA14
Misc : LUE 13584 T4
ALS Vial : 19 Sample Multiplier: 1

Quant Time: Jun 17 15:42:40 2021
Quant Method : I:\ACQUDATA\MSVOA14\Methods\S050321.M
Quant Title : MS#14 - 8260 SOILS 10ml PURGE
QLast Update : Tue May 04 08:45:11 2021
Response via : Initial Calibration

Compound	R.T.	QIon	Response	Conc	Units	Dev(Min)
Internal Standards						
1) Pentafluorobenzene	4.681	168	378253	50.00	ug/L	0.00
42) 1,4-Difluorobenzene	5.931	114	578235	50.00	ug/L	0.00
70) d5-Chlorobenzene	9.577	117	516884	50.00	ug/L	0.00
87) 1,4-Dichlorobenzene-d4	11.735	152	257215	50.00	ug/L	0.00
System Monitoring Compounds						
44) SURR4,Dibrflmethane	4.523	113	173382	46.19	ug/L	0.00
Spiked Amount 50.000	Range 63 - 138		Recovery = 92.38%			
47) SURR1,1,2-dichloroetha...	5.108	65	210321	49.01	ug/L	0.00
Spiked Amount 50.000	Range 67 - 128		Recovery = 98.02%			
64) SURR3,Toluene-d8	7.943	98	720675	51.05	ug/L	0.00
Spiked Amount 50.000	Range 66 - 138		Recovery = 102.10%			
69) SURR2,BFB	10.723	95	246282	45.29	ug/L	0.00
Spiked Amount 50.000	Range 31 - 154		Recovery = 90.58%			
Target Compounds						Qvalue
3) Chloromethane	1.151	50	1475	0.33	ug/L	82
15) Acetone	2.042	43	4228	0.47	ug/L	72
17) Iodomethane	2.115	142	932	3.17	ug/L	82
21) Methyl Acetate	2.316	43	939	0.30	ug/L	86
22) Methylene Chloride	2.389	84	830	Below Cal	#	88
38) Tetrahydrofuran	4.212	42	883m	0.63	ug/L	
71) Tetrachloroethene	8.668	164	3207	1.12	ug/L #	86

(#) = qualifier out of range (m) = manual integration (+) = signals summed

Quantitation Report (QT Reviewed)

Data Path : I:\ACQUDATA\MSVOA14\Data\061621\
Data File : F6804.D
Acq On : 16 Jun 2021 5:02 pm
Operator : F.NAEGLER
Sample : R2105887-020|1.00 Inst : MSVOA14
Misc : LUE 13584 T4
ALS Vial : 19 Sample Multiplier: 1

Quant Time: Jun 17 15:42:40 2021
Quant Method : I:\ACQUDATA\MSVOA14\Methods\S050321.M
Quant Title : MS#14 - 8260 SOILS 10ml PURGE
QLast Update : Tue May 04 08:45:11 2021
Response via : Initial Calibration

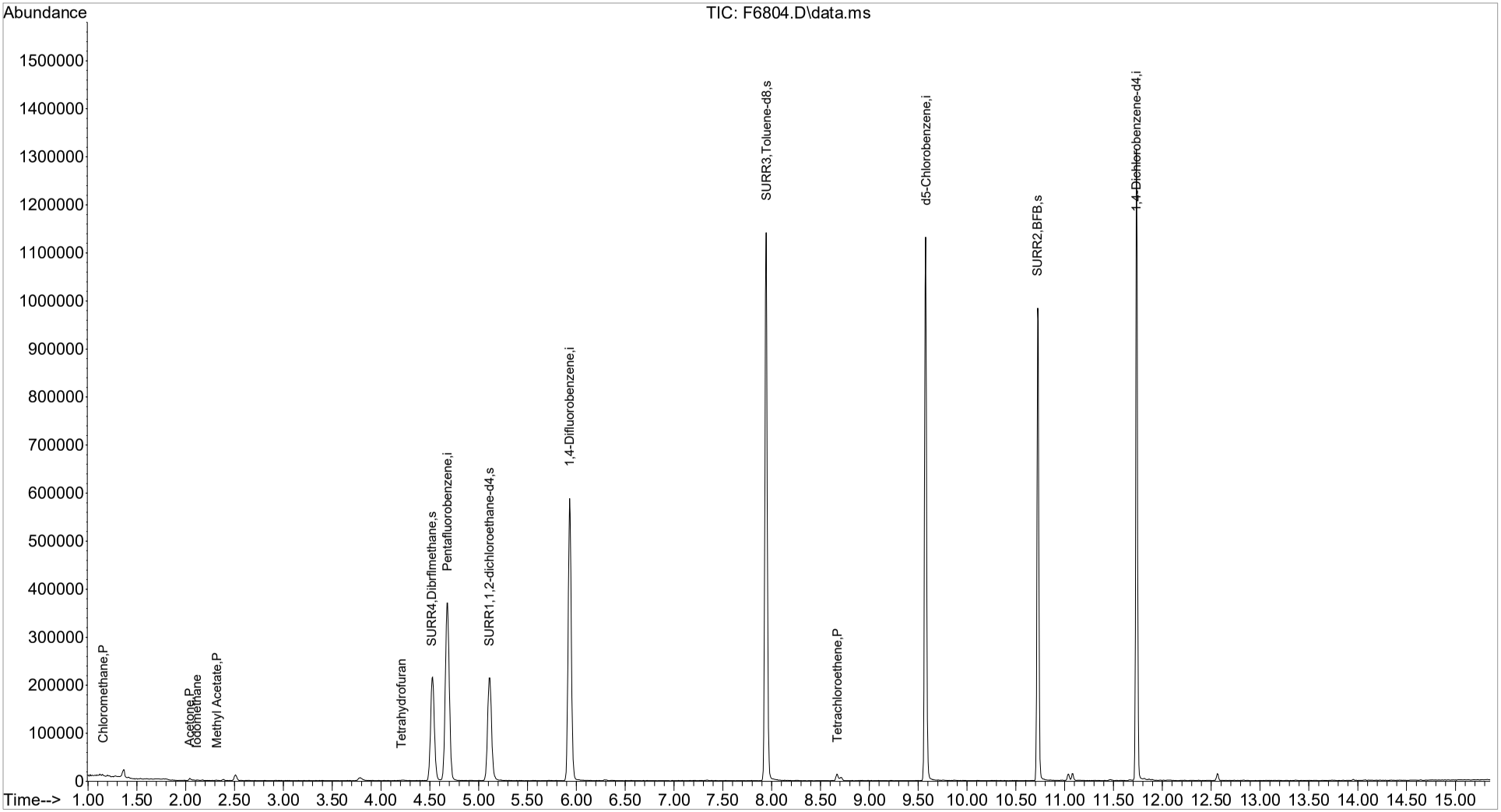

S050321.M Thu Jun 17 15:43:46 2021 Page: 2

1st FN 06/17/21
2nd NR 06/17/21

1st FN 06/17/21
2nd KR 06/17/21

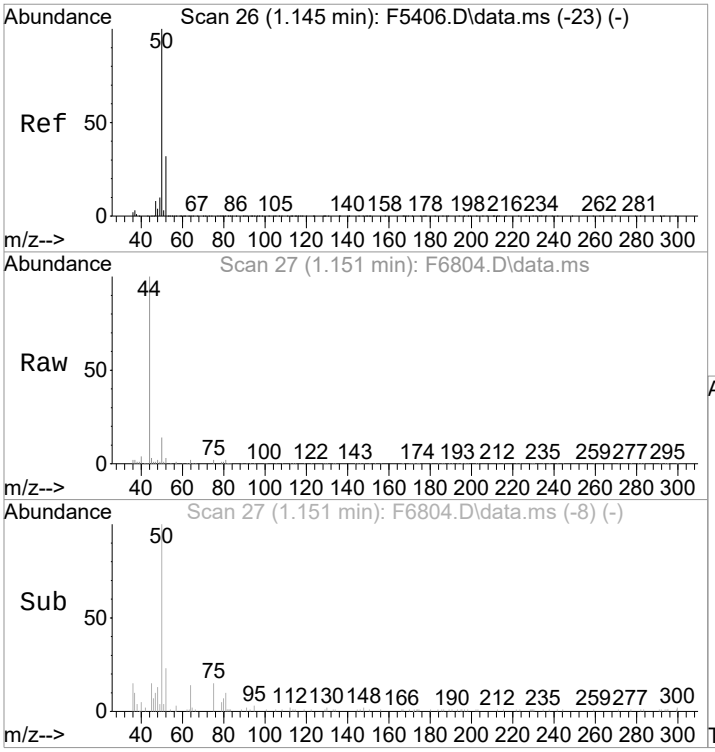

#3
Chloromethane
Concen: 0.33 ug/L
RT: 1.151 min Scan# 27
Delta R.T. -0.000 min
Lab File: F6804.D
Acq: 16 Jun 2021 5:02 pm

Tgt Ion: 50 Resp: 1475

Ion	Ratio	Lower	Upper
50	100		
52	22.5	12.3	52.3

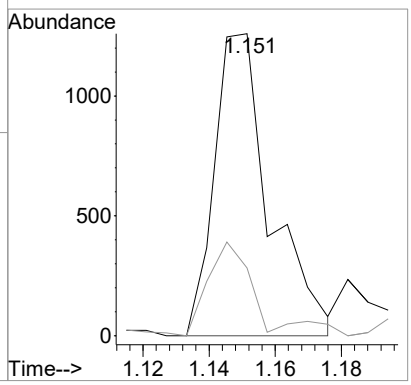

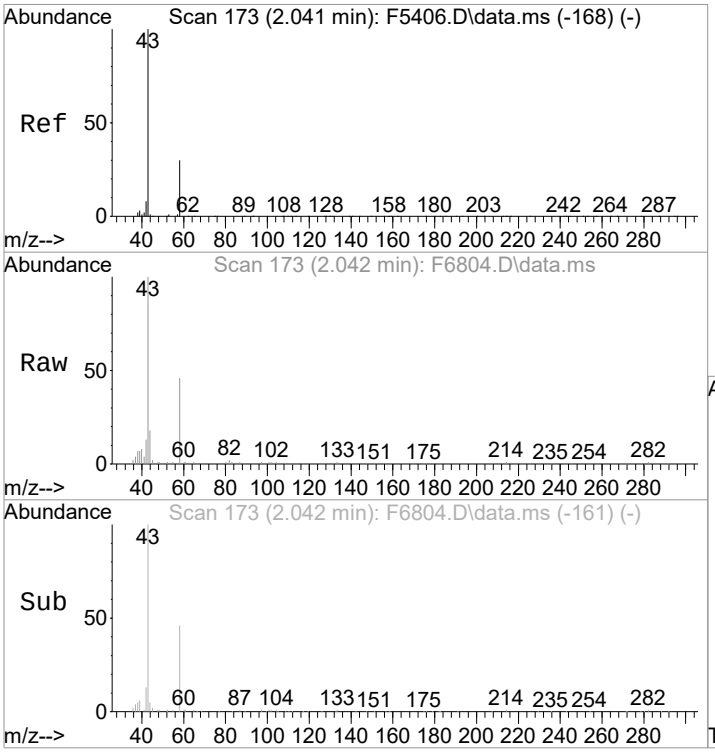

#15
Acetone
Concen: 0.47 ug/L
RT: 2.042 min Scan# 173
Delta R.T. 0.001 min
Lab File: F6804.D
Acq: 16 Jun 2021 5:02 pm

Tgt Ion: 43 Resp: 4228

Ion	Ratio	Lower	Upper
43	100		
58	45.7	8.9	48.9
42	13.2	0.0	27.9

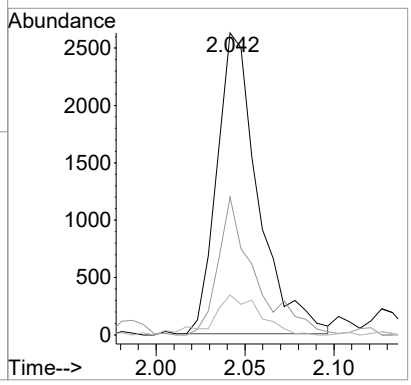

1st FN 06/17/21
2nd KR 06/17/21

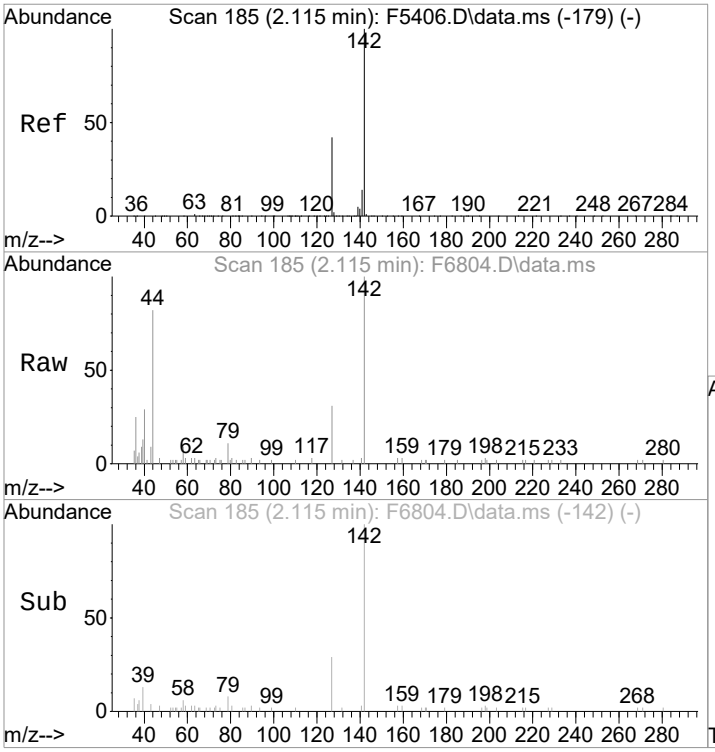

#17
Iodomethane
Concen: 3.17 ug/L
RT: 2.115 min Scan# 185
Delta R.T. 0.001 min
Lab File: F6804.D
Acq: 16 Jun 2021 5:02 pm

Tgt Ion:142 Resp: 932

Ion	Ratio	Lower	Upper
142	100		
127	30.5	22.2	62.2

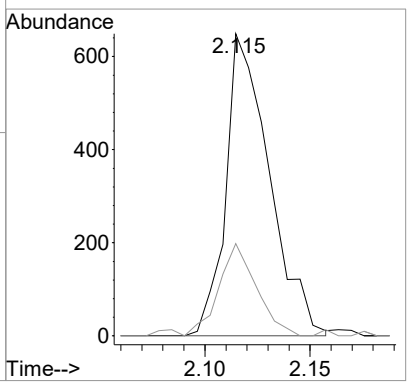

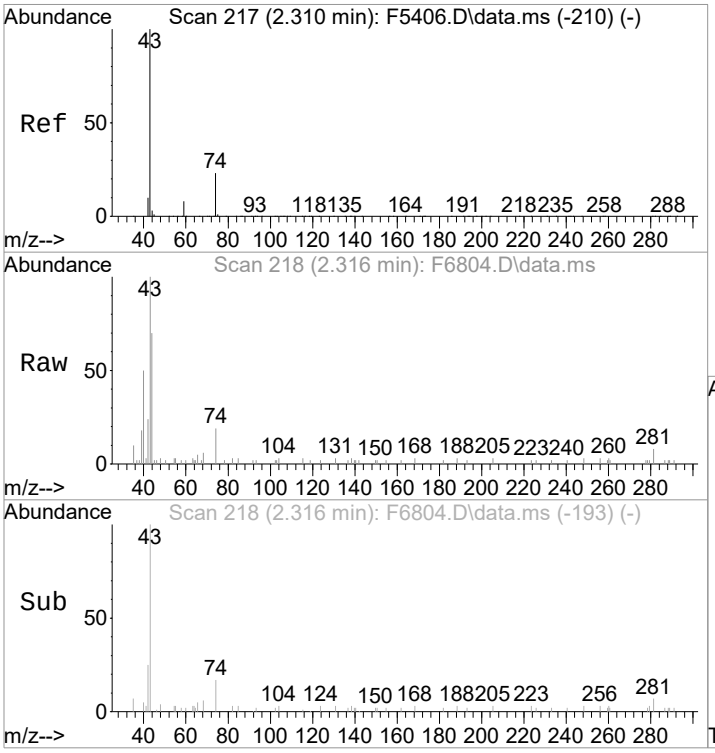

#21
Methyl Acetate
Concen: 0.30 ug/L
RT: 2.316 min Scan# 218
Delta R.T. 0.012 min
Lab File: F6804.D
Acq: 16 Jun 2021 5:02 pm

Tgt Ion: 43 Resp: 939

Ion	Ratio	Lower	Upper
43	100		
59	0.0	0.0	28.5
74	18.6	3.4	43.4

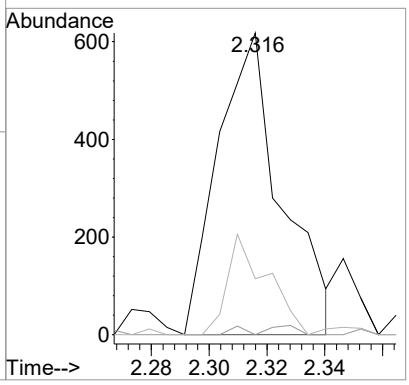

1st FN 06/17/21
2nd KR 06/17/21

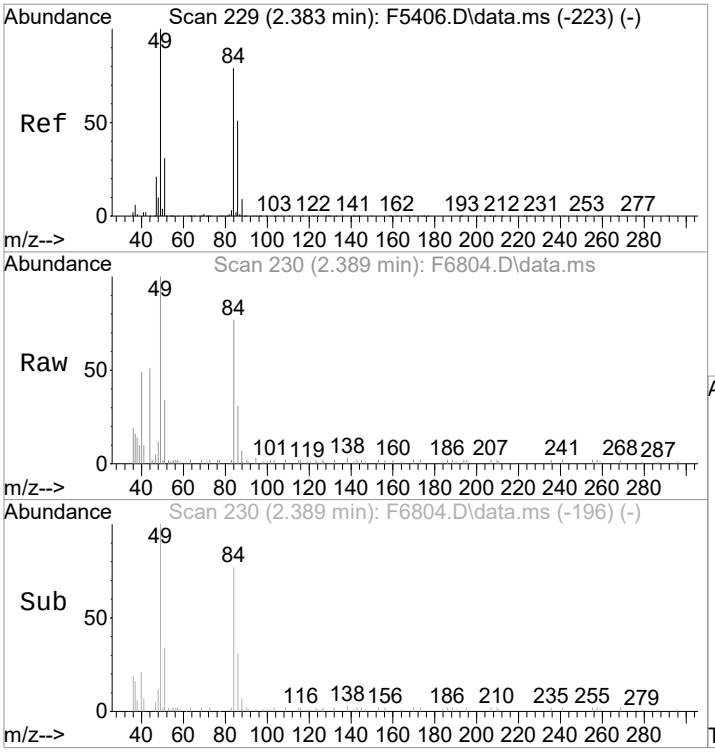

#22
Methylene Chloride
Concen: Below Cal
RT: 2.389 min Scan# 230
Delta R.T. 0.007 min
Lab File: F6804.D
Acq: 16 Jun 2021 5:02 pm

Tgt Ion: 84 Resp: 830

Ion	Ratio	Lower	Upper
84	100		
86	39.8	44.7	84.7#
49	129.9	106.4	146.4
51	44.3	18.8	58.8

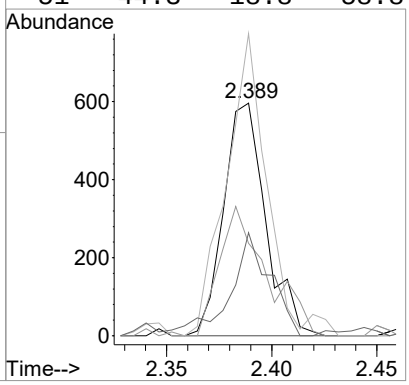

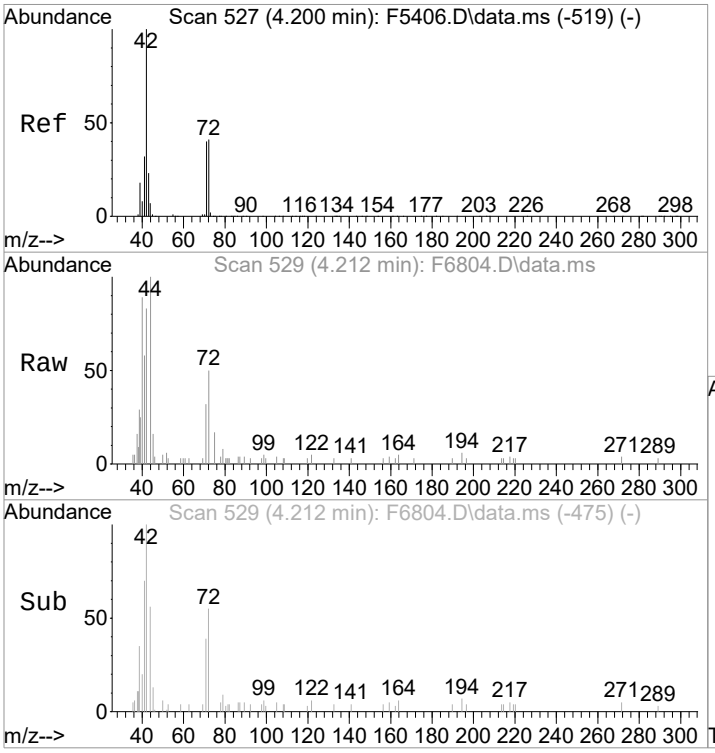

#38
Tetrahydrofuran
Concen: 0.63 ug/L m
RT: 4.212 min Scan# 529
Delta R.T. 0.012 min
Lab File: F6804.D
Acq: 16 Jun 2021 5:02 pm

Tgt Ion: 42 Resp: 883

Ion	Ratio	Lower	Upper
42	100		
72	60.6	20.6	60.6#

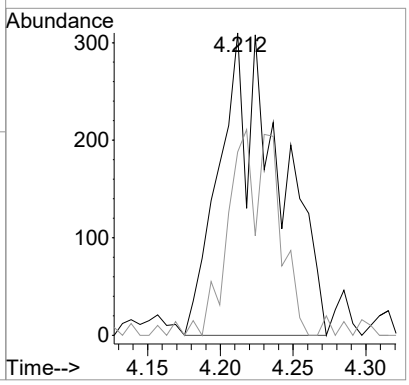

1st FN 06/17/21
2nd KR 06/17/21

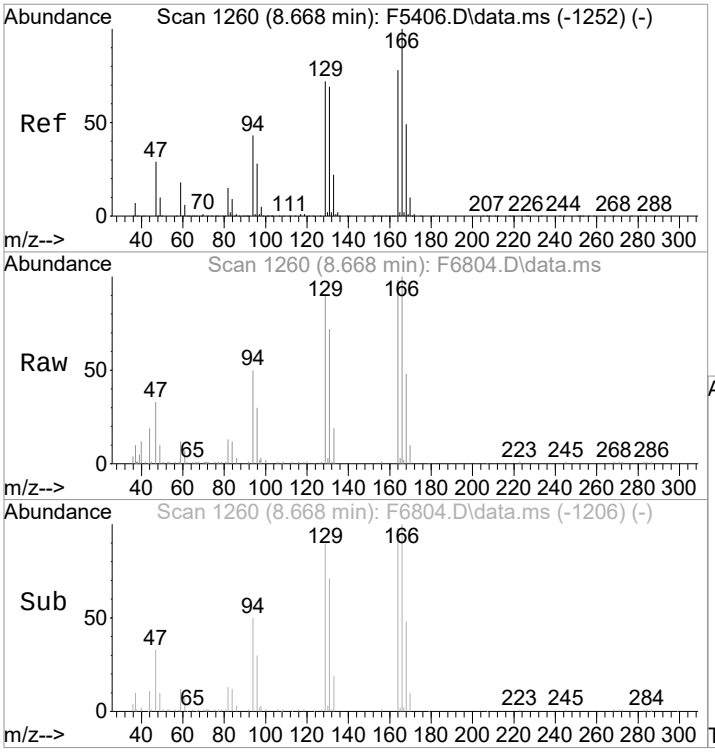

#71
Tetrachloroethene
Concen: 1.12 ug/L
RT: 8.668 min Scan# 1260
Delta R.T. -0.000 min
Lab File: F6804.D
Acq: 16 Jun 2021 5:02 pm

Tgt Ion:164 Resp: 3207

Ion	Ratio	Lower	Upper
164	100		
166	102.4	108.9	148.9#
129	92.3	72.2	112.2
131	73.3	68.5	108.5

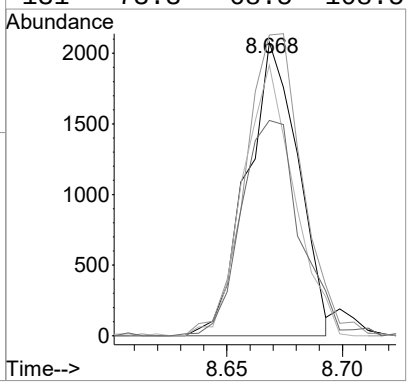

1st FN 06/17/21
2nd KR 06/17/21

Quantitation Report (Qedit)

Data Path : I:\ACQUDATA\MSVOA14\Data\061621\
Data File : F6805.D
Acq On : 16 Jun 2021 5:25 pm
Operator : F.NAEGLER
Sample : R2105887-021|1.00 Inst : MSVOA14
Misc : LUE 13584 T4
ALS Vial : 20 Sample Multiplier: 1

Quant Time: Jun 17 08:17:06 2021
Quant Method : I:\ACQUDATA\MSVOA14\Methods\S050321.M
Quant Title : MS#14 - 8260 SOILS 10ml PURGE
QLast Update : Tue May 04 08:45:11 2021
Response via : Initial Calibration

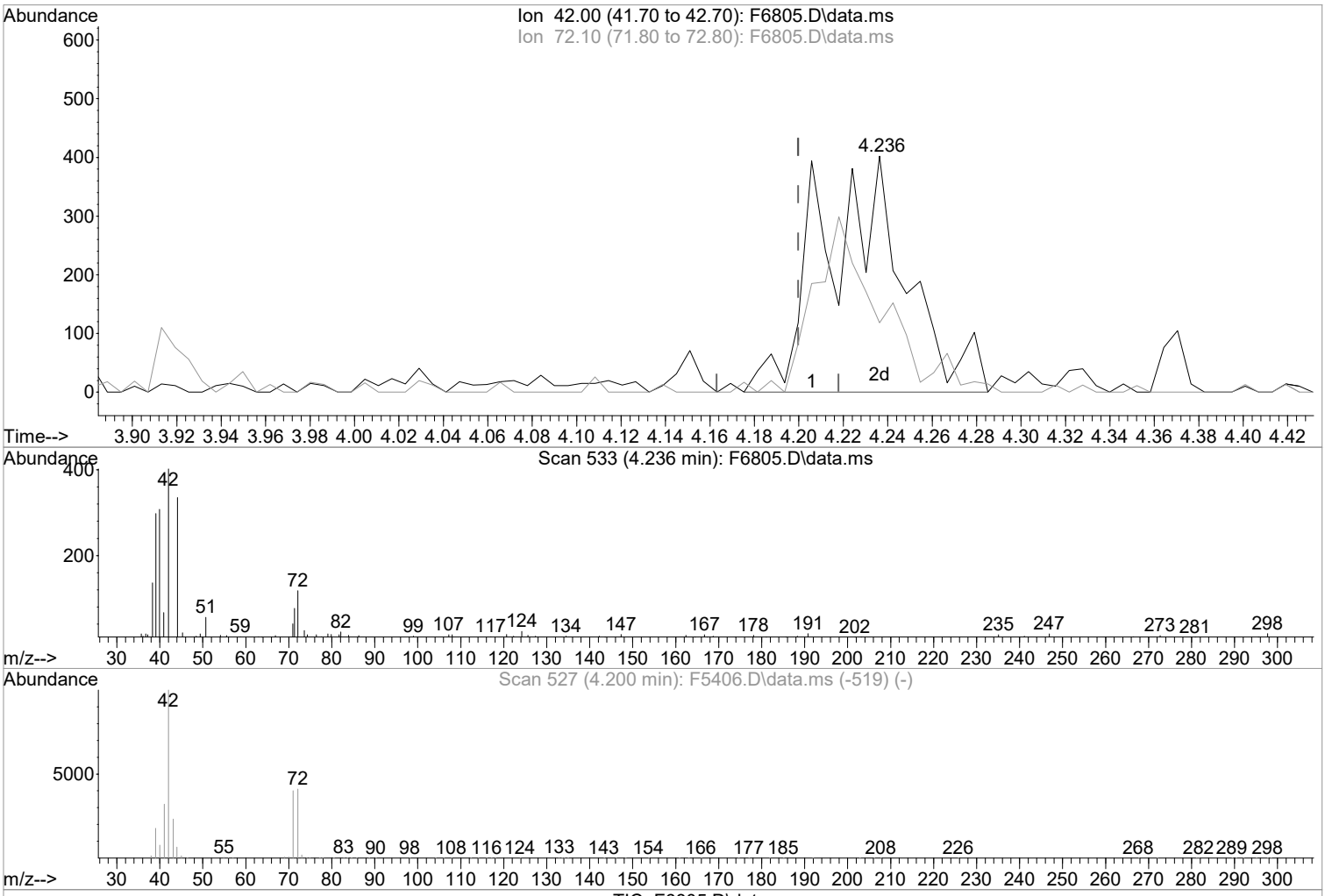

(38) Tetrahydrofuran

4.236min (+0.037) 0.74 ug/L m

response 1042

Ion	Exp%	Act%
42.00	100	100
72.10	40.60	29.35
0.00	0.00	0.00
0.00	0.00	0.00

Manual Integration:

After

Poor integration.

06/17/21

1st FN 06/17/21
2nd KR 06/17/21

Quantitation Report (Qedit)

Data Path : I:\ACQUDATA\MSVOA14\Data\061621\
Data File : F6805.D
Acq On : 16 Jun 2021 5:25 pm
Operator : F.NAEGLER
Sample : R2105887-021|1.00 Inst : MSVOA14
Misc : LUE 13584 T4
ALS Vial : 20 Sample Multiplier: 1

Quant Time: Jun 17 08:17:06 2021
Quant Method : I:\ACQUDATA\MSVOA14\Methods\S050321.M
Quant Title : MS#14 - 8260 SOILS 10ml PURGE
QLast Update : Tue May 04 08:45:11 2021
Response via : Initial Calibration

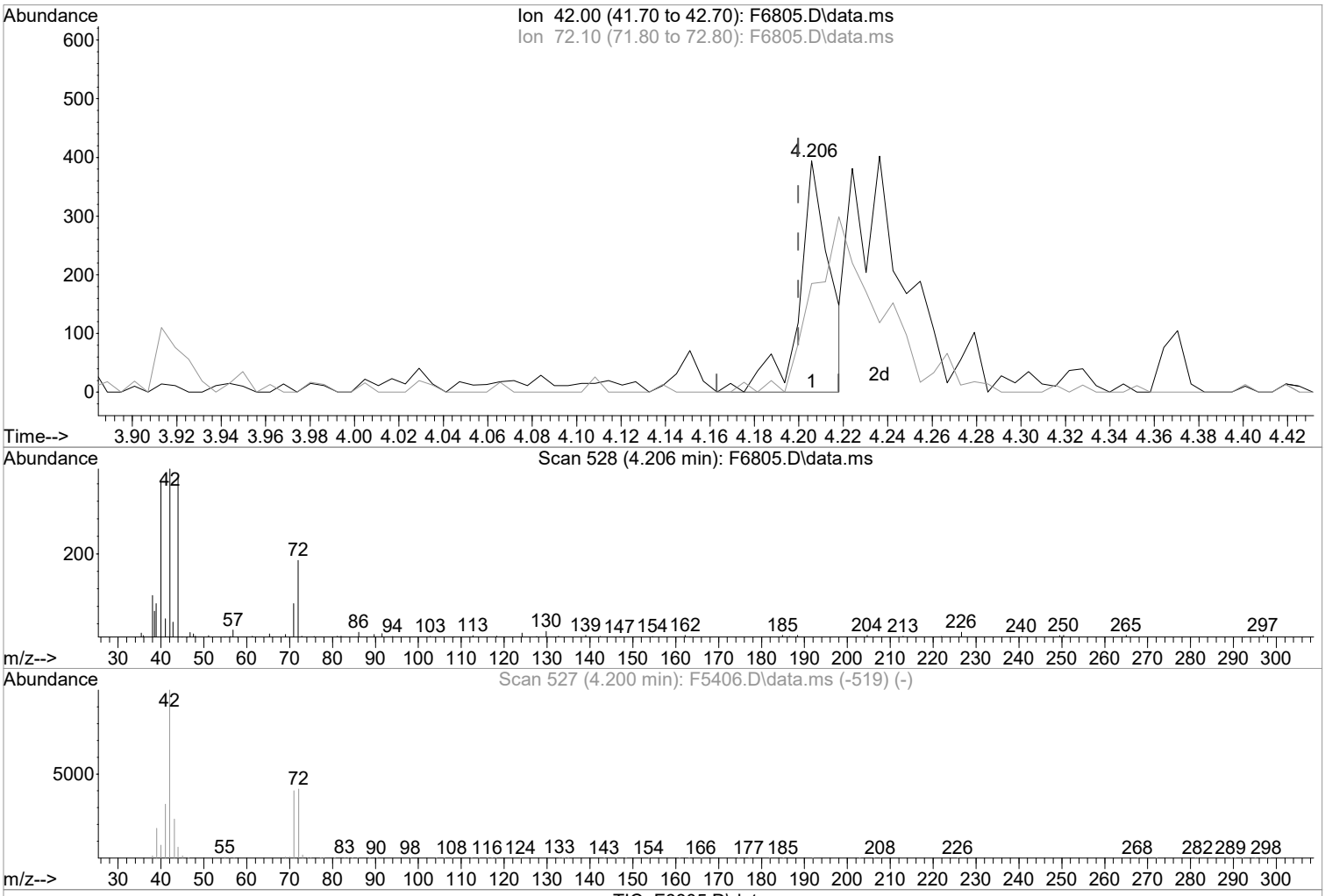

(38) Tetrahydrofuran

4.206min (+0.006) 0.27 ug/L

response 378

Ion	Exp%	Act%
42.00	100	100
72.10	40.60	50.00
0.00	0.00	0.00
0.00	0.00	0.00

Manual Integration:

Before

06/17/21

1st FN 06/17/21
2nd WR 06/17/21

Quantitation Report (QT Reviewed)

Data Path : I:\ACQUDATA\MSVOA14\Data\061621\
Data File : F6805.D
Acq On : 16 Jun 2021 5:25 pm
Operator : F.NAEGLER
Sample : R2105887-021|1.00 Inst : MSVOA14
Misc : LUE 13584 T4
ALS Vial : 20 Sample Multiplier: 1

Quant Time: Jun 17 15:44:24 2021
Quant Method : I:\ACQUDATA\MSVOA14\Methods\S050321.M
Quant Title : MS#14 - 8260 SOILS 10ml PURGE
QLast Update : Tue May 04 08:45:11 2021
Response via : Initial Calibration

Compound	R.T.	QIon	Response	Conc	Units	Dev(Min)
Internal Standards						
1) Pentafluorobenzene	4.681	168	375922	50.00	ug/L	0.00
42) 1,4-Difluorobenzene	5.931	114	578590	50.00	ug/L	0.00
70) d5-Chlorobenzene	9.577	117	519117	50.00	ug/L	0.00
87) 1,4-Dichlorobenzene-d4	11.735	152	261791	50.00	ug/L	0.00
System Monitoring Compounds						
44) SURR4,Dibrflmethane	4.529	113	170479	45.39	ug/L	0.00
Spiked Amount 50.000	Range 63 - 138		Recovery = 90.78%			
47) SURR1,1,2-dichloroetha...	5.108	65	209294	48.74	ug/L	0.00
Spiked Amount 50.000	Range 67 - 128		Recovery = 97.48%			
64) SURR3,Toluene-d8	7.943	98	714123	50.55	ug/L	0.00
Spiked Amount 50.000	Range 66 - 138		Recovery = 101.10%			
69) SURR2,BFB	10.723	95	250654	46.07	ug/L	0.00
Spiked Amount 50.000	Range 31 - 154		Recovery = 92.14%			
Target Compounds						Qvalue
3) Chloromethane	1.152	50	1438	0.32	ug/L	81
15) Acetone	2.042	43	24229	16.28	ug/L	96
17) Iodomethane	2.115	142	956	3.18	ug/L	73
22) Methylene Chloride	2.383	84	825	Below Cal		93
34) 2-Butanone	3.840	43	1910	0.88	ug/L	75
38) Tetrahydrofuran	4.236	42	1042m	0.74	ug/L	
53) Trichloroethene	6.297	130	883	0.22	ug/L #	78
60) 2-Nitropropane	7.339	41	325	Below Cal	#	34
71) Tetrachloroethene	8.668	164	1874	0.65	ug/L	96

(#) = qualifier out of range (m) = manual integration (+) = signals summed

Quantitation Report (QT Reviewed)

Data Path : I:\ACQUDATA\MSVOA14\Data\061621\
Data File : F6805.D
Acq On : 16 Jun 2021 5:25 pm
Operator : F.NAEGLER
Sample : R2105887-021|1.00 Inst : MSVOA14
Misc : LUE 13584 T4
ALS Vial : 20 Sample Multiplier: 1

Quant Time: Jun 17 15:44:24 2021
Quant Method : I:\ACQUDATA\MSVOA14\Methods\S050321.M
Quant Title : MS#14 - 8260 SOILS 10ml PURGE
QLast Update : Tue May 04 08:45:11 2021
Response via : Initial Calibration

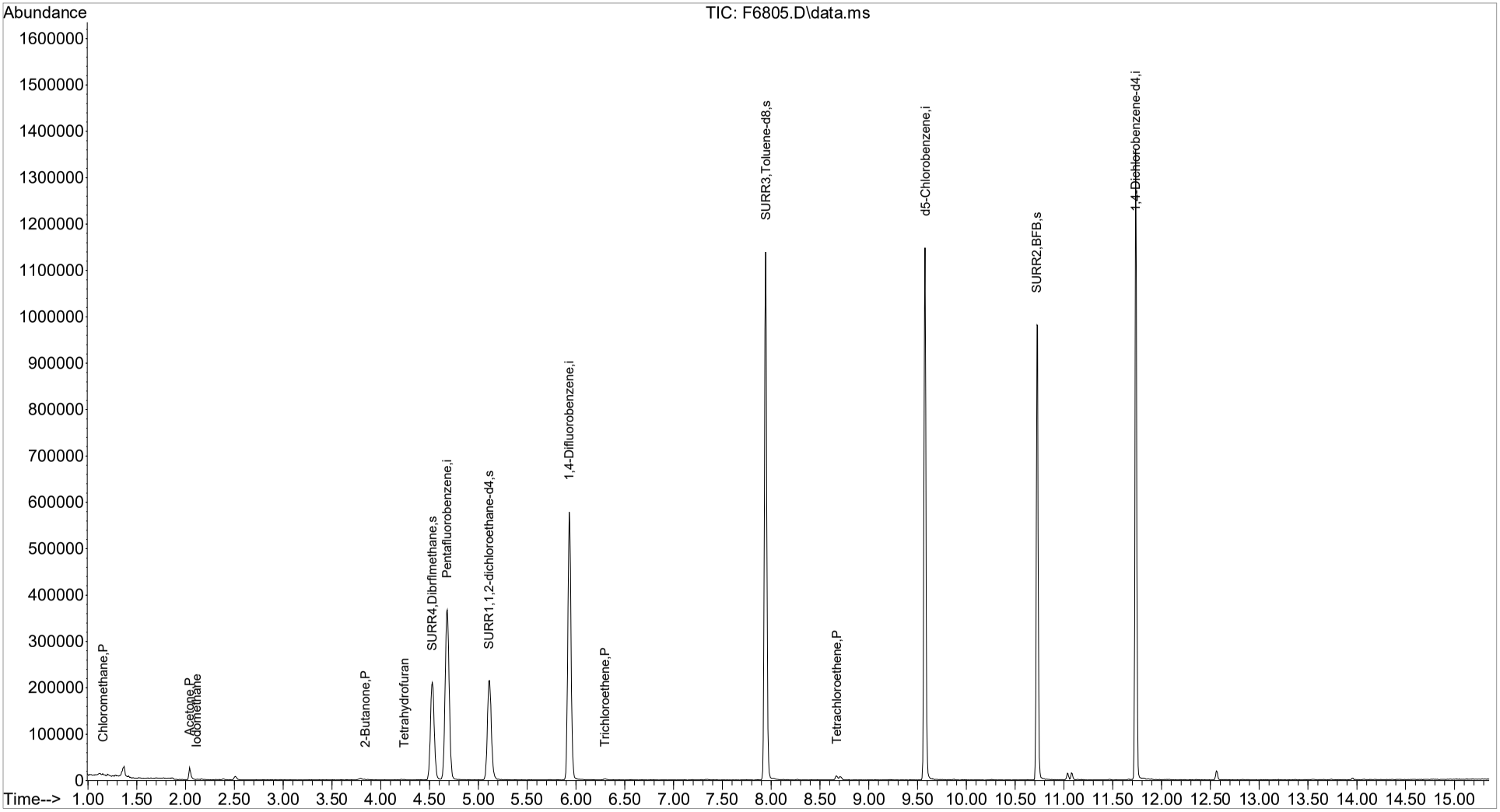

1st FJ 06/17/21
2nd 06/17/21

1st FN 06/17/21
2nd KR 06/17/21

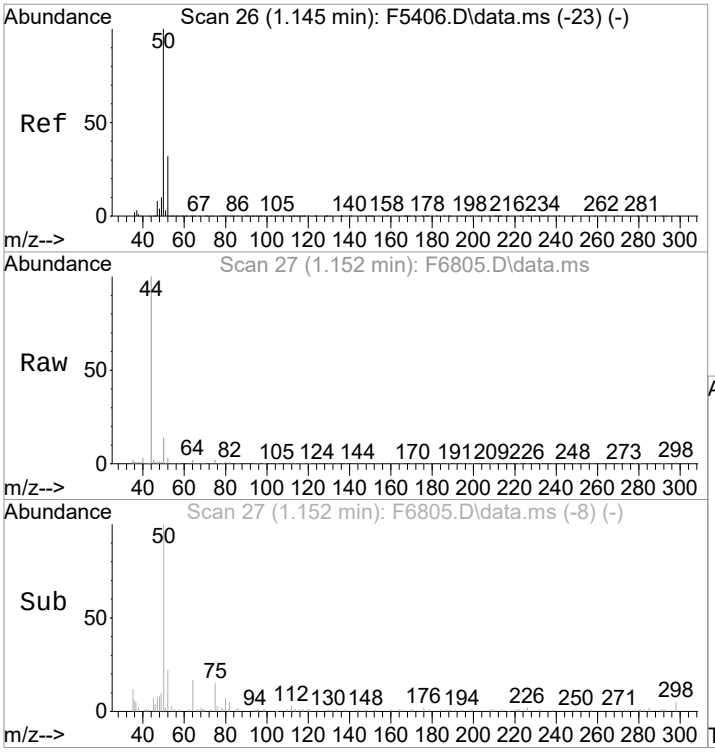

#3
Chloromethane
Concen: 0.32 ug/L
RT: 1.152 min Scan# 27
Delta R.T. 0.000 min
Lab File: F6805.D
Acq: 16 Jun 2021 5:25 pm

Tgt Ion: 50 Resp: 1438

Ion	Ratio	Lower	Upper
50	100		
52	21.6	12.3	52.3

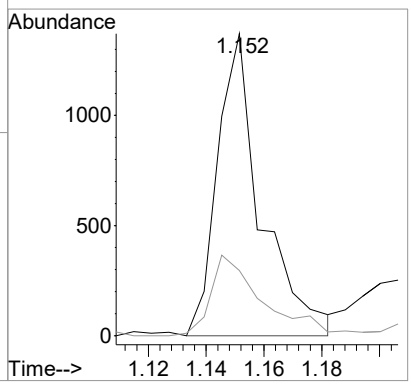

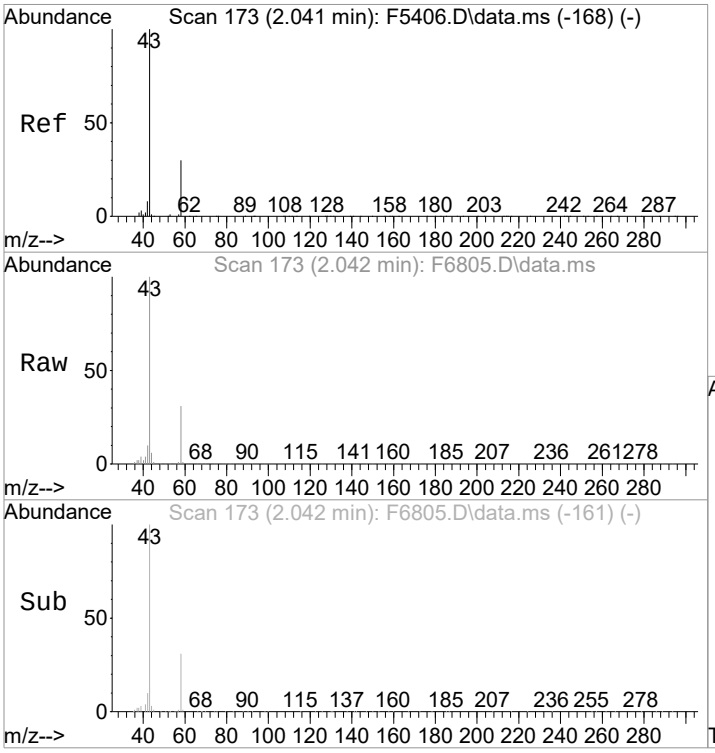

#15
Acetone
Concen: 16.28 ug/L
RT: 2.042 min Scan# 173
Delta R.T. 0.001 min
Lab File: F6805.D
Acq: 16 Jun 2021 5:25 pm

Tgt Ion: 43 Resp: 24229

Ion	Ratio	Lower	Upper
43	100		
58	30.9	8.9	48.9
42	10.0	0.0	27.9

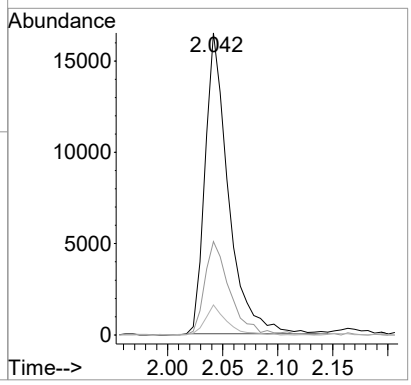

1st FN 06/17/21
2nd KR 06/17/21

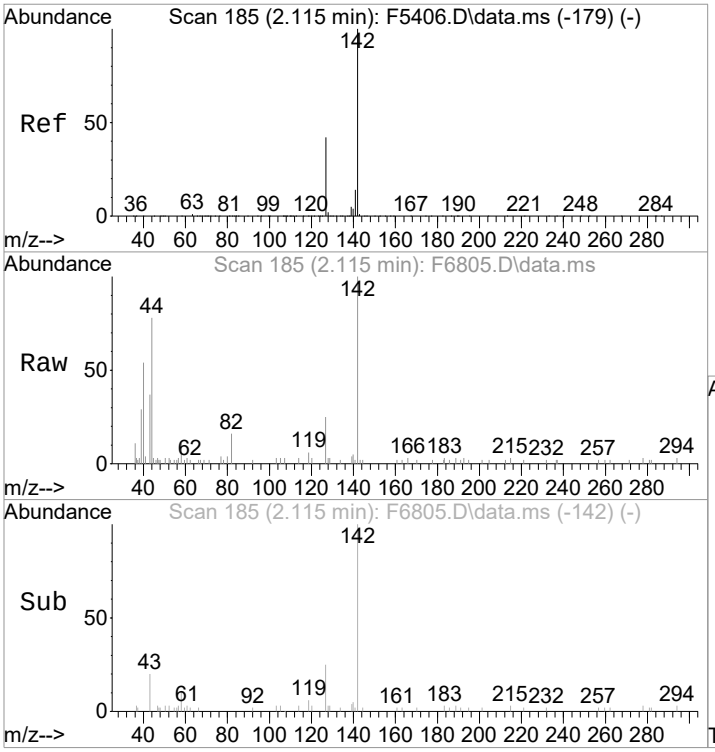

#17
Iodomethane
Concen: 3.18 ug/L
RT: 2.115 min Scan# 185
Delta R.T. 0.001 min
Lab File: F6805.D
Acq: 16 Jun 2021 5:25 pm

Tgt Ion:142 Resp: 956

Ion	Ratio	Lower	Upper
142	100		
127	24.9	22.2	62.2

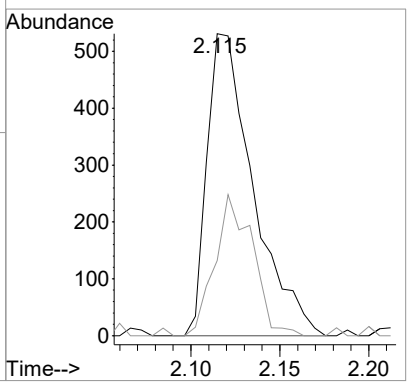

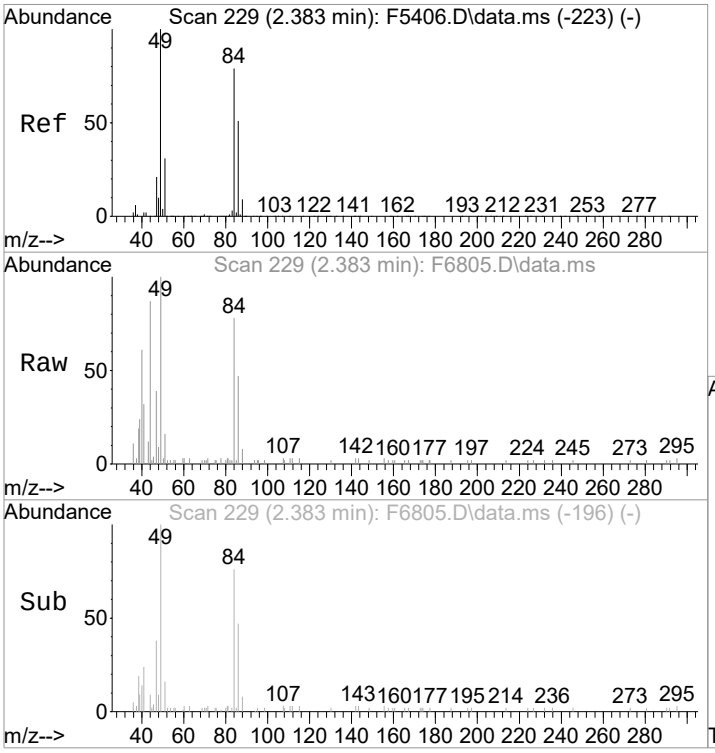

#22
Methylene Chloride
Concen: Below Cal
RT: 2.383 min Scan# 229
Delta R.T. 0.001 min
Lab File: F6805.D
Acq: 16 Jun 2021 5:25 pm

Tgt Ion: 84 Resp: 825

Ion	Ratio	Lower	Upper
84	100		
86	60.4	44.7	84.7
49	128.6	106.4	146.4
51	21.1	18.8	58.8

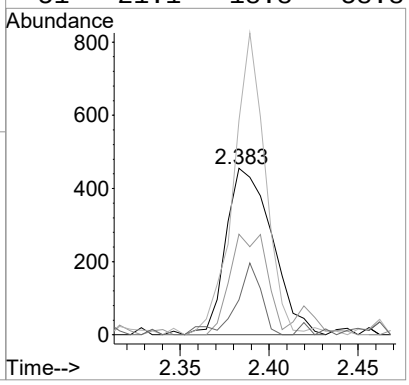

1st FN 06/17/21
2nd KR 06/17/21

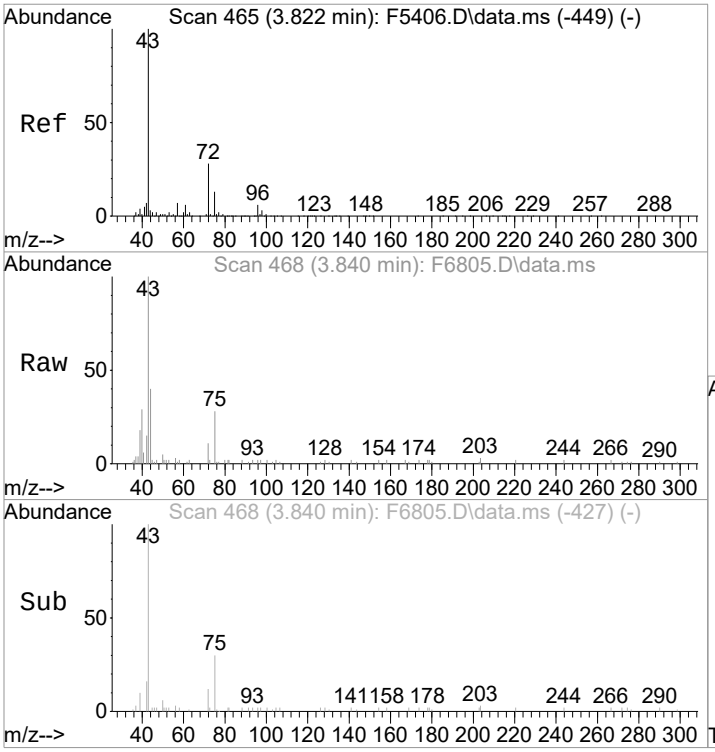

#34
2-Butanone
Concen: 0.88 ug/L
RT: 3.840 min Scan# 468
Delta R.T. 0.024 min
Lab File: F6805.D
Acq: 16 Jun 2021 5:25 pm

Tgt Ion: 43 Resp: 1910

Ion	Ratio	Lower	Upper
43	100		
72	13.6	7.8	47.8
57	1.2	0.0	26.9

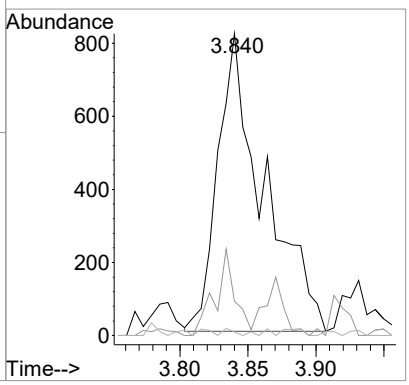

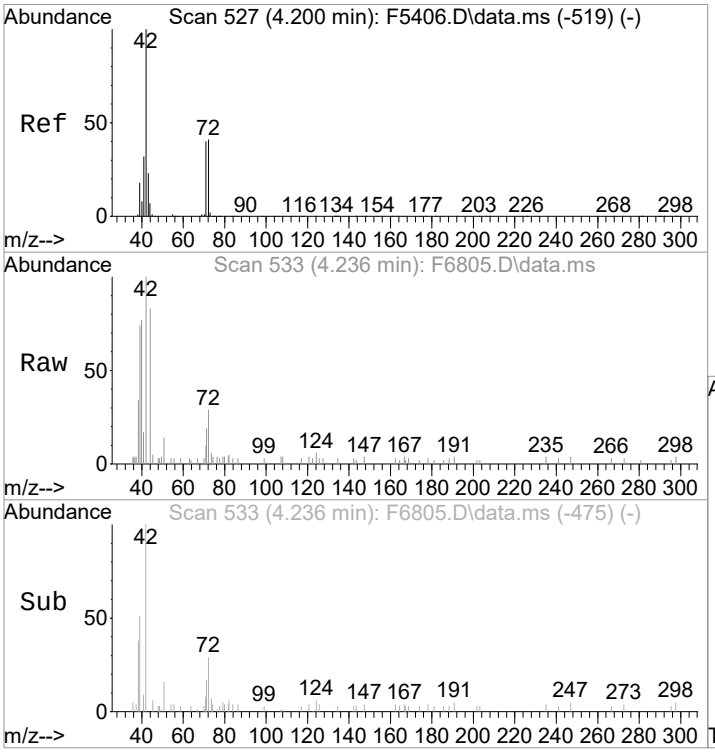

#38
Tetrahydrofuran
Concen: 0.74 ug/L m
RT: 4.236 min Scan# 533
Delta R.T. 0.037 min
Lab File: F6805.D
Acq: 16 Jun 2021 5:25 pm

Tgt Ion: 42 Resp: 1042

Ion	Ratio	Lower	Upper
42	100		
72	29.4	20.6	60.6

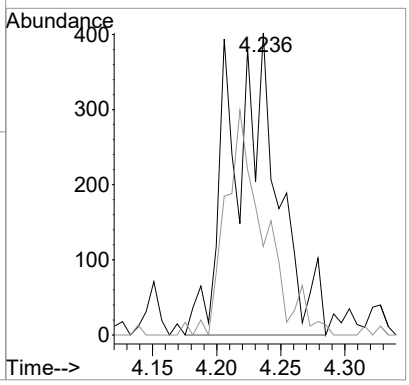

1st FN 06/17/21
2nd KR 06/17/21

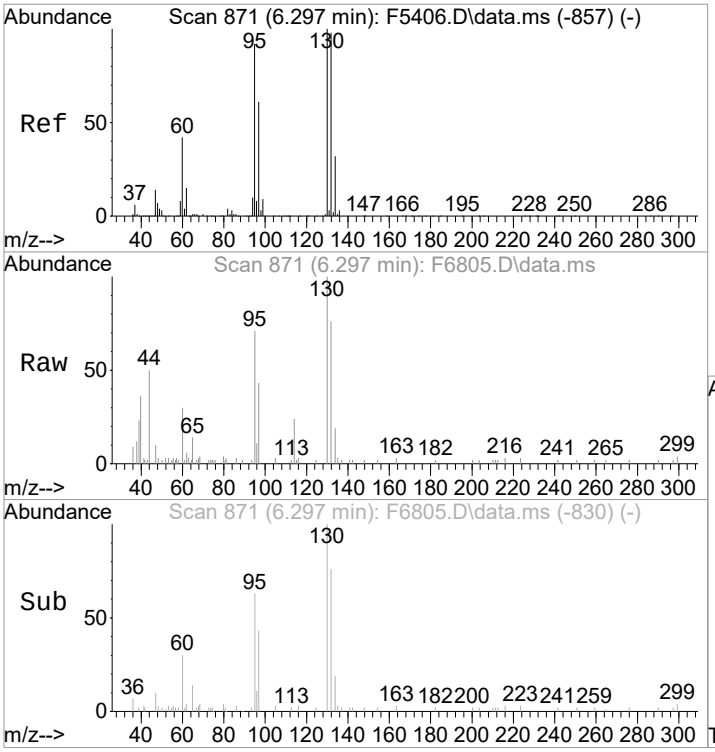

#53
Trichloroethene
Concen: 0.22 ug/L
RT: 6.297 min Scan# 871
Delta R.T. 0.000 min
Lab File: F6805.D
Acq: 16 Jun 2021 5:25 pm

Tgt Ion:130 Resp: 883

Ion	Ratio	Lower	Upper
130	100		
132	76.4	77.8	117.8#
95	71.4	71.8	111.8#
97	43.4	41.4	81.4

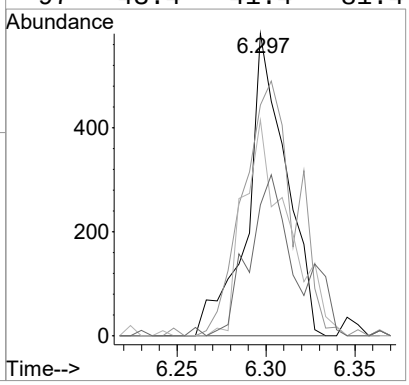

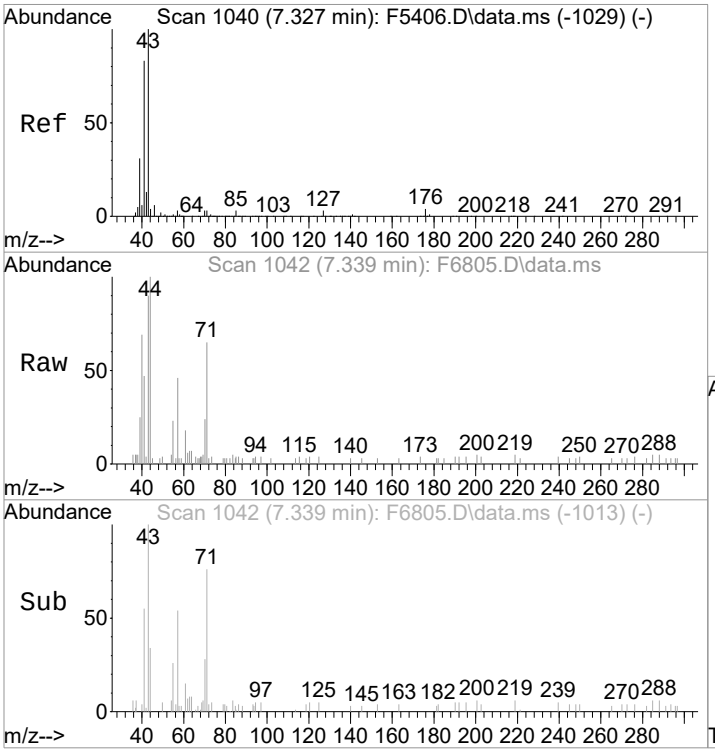

#60
2-Nitropropane
Concen: Below Cal
RT: 7.339 min Scan# 1042
Delta R.T. 0.006 min
Lab File: F6805.D
Acq: 16 Jun 2021 5:25 pm

Tgt Ion: 41 Resp: 325

Ion	Ratio	Lower	Upper
41	100		
43	193.8	100.3	140.3#

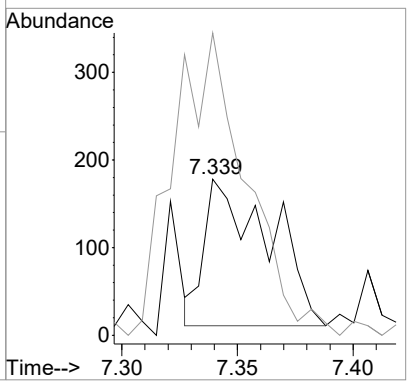

1st FN 06/17/21
2nd KR 06/17/21

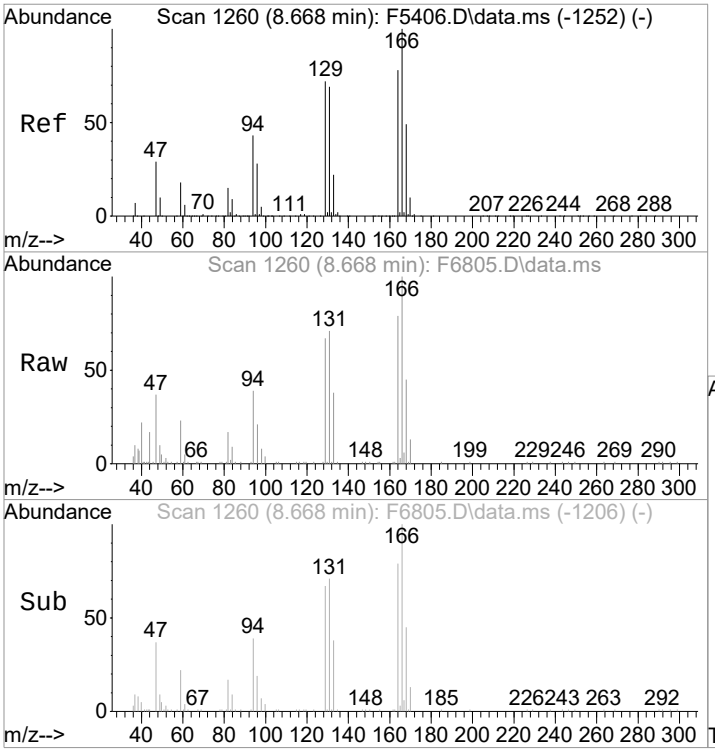

#71
Tetrachloroethene
Concen: 0.65 ug/L
RT: 8.668 min Scan# 1260
Delta R.T. 0.000 min
Lab File: F6805.D
Acq: 16 Jun 2021 5:25 pm

Tgt Ion:164 Resp: 1874

Ion	Ratio	Lower	Upper
164	100		
166	125.8	108.9	148.9
129	84.2	72.2	112.2
131	89.6	68.5	108.5

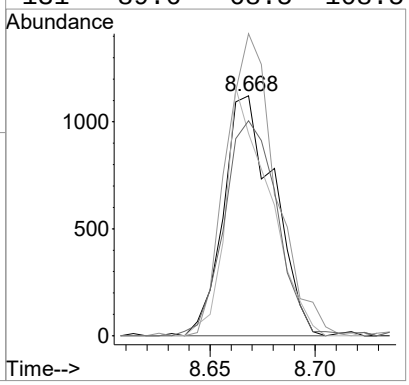

1st FN 06/17/21
2nd KR 06/17/21

Quantitation Report (Qedit)

Data Path : I:\ACQUDATA\MSVOA14\Data\061621\
Data File : F6789.D
Acq On : 16 Jun 2021 11:06 am
Operator : F.NAEGLER
Sample : MBLK Inst : MSVOA14
Misc :
ALS Vial : 4 Sample Multiplier: 1

Quant Time: Jun 16 12:14:39 2021
Quant Method : I:\ACQUDATA\MSVOA14\Methods\S050321.M
Quant Title : MS#14 - 8260 SOILS 10ml PURGE
QLast Update : Tue May 04 08:45:11 2021
Response via : Initial Calibration

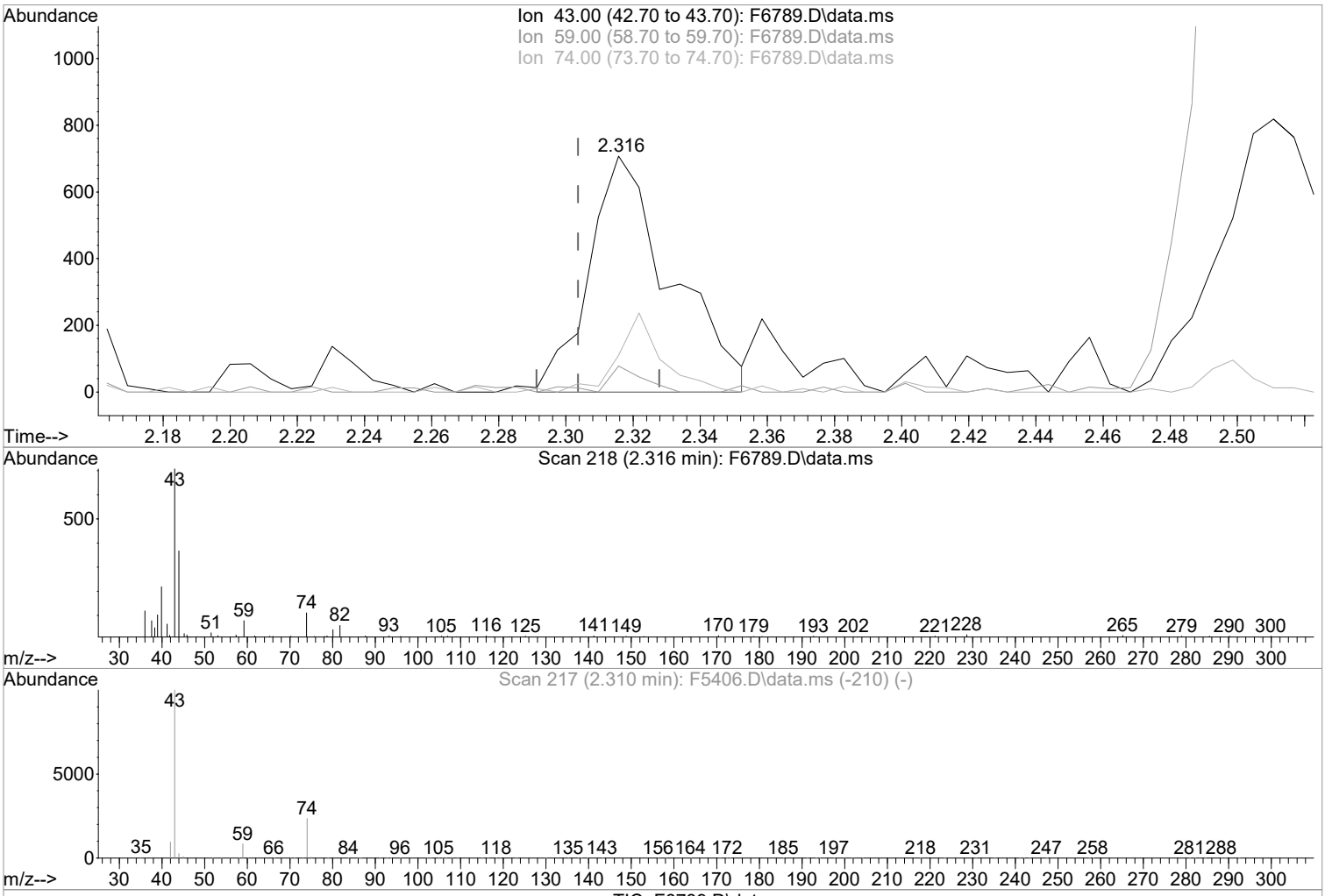

TIC: F6789.D\data.ms

(21) Methyl Acetate (P)

2.316min (+0.012) 0.35 ug/L m

response 1204

Ion	Exp%	Act%
43.00	100	100
59.00	8.50	11.03
74.00	23.40	15.56
0.00	0.00	0.00

Manual Integration:

After

Poor integration.

06/17/21

1st FN 06/17/21
2nd KR 06/17/21

Quantitation Report (Qedit)

Data Path : I:\ACQUDATA\MSVOA14\Data\061621\
Data File : F6789.D
Acq On : 16 Jun 2021 11:06 am
Operator : F.NAEGLER
Sample : MBLK Inst : MSVOA14
Misc :
ALS Vial : 4 Sample Multiplier: 1

Quant Time: Jun 16 12:14:39 2021
Quant Method : I:\ACQUDATA\MSVOA14\Methods\S050321.M
Quant Title : MS#14 - 8260 SOILS 10ml PURGE
QLast Update : Tue May 04 08:45:11 2021
Response via : Initial Calibration

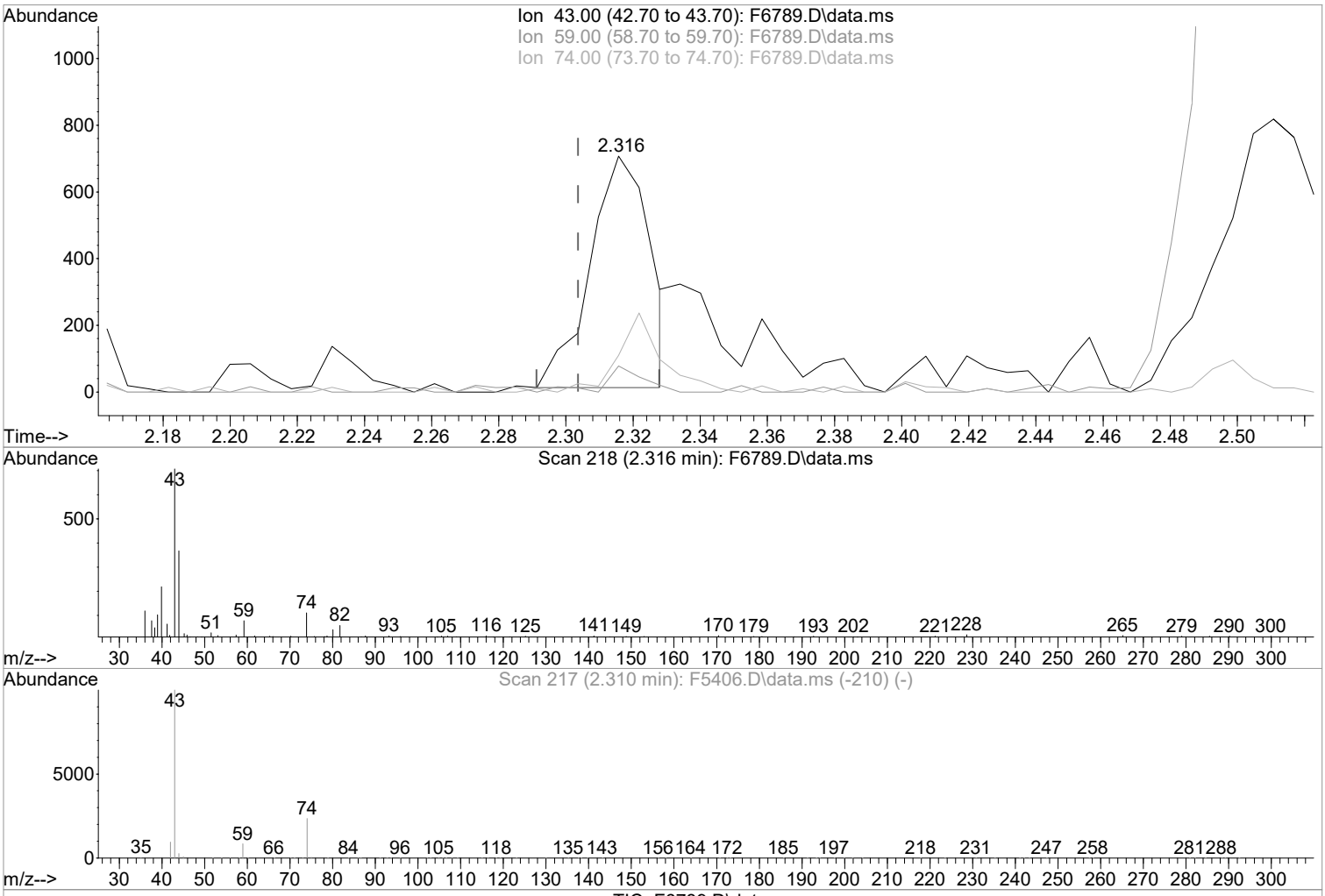

TIC: F6789.D\data.ms

(21) Methyl Acetate (P)

2.316min (+0.012) 0.26 ug/L

response 870

Ion	Exp%	Act%
43.00	100	100
59.00	8.50	11.03
74.00	23.40	15.56
0.00	0.00	0.00

Manual Integration:

Before

06/17/21

1st FN 06/17/21
2nd KR 06/17/21

Quantitation Report (Qedit)

Data Path : I:\ACQUDATA\MSVOA14\Data\061621\
Data File : F6789.D
Acq On : 16 Jun 2021 11:06 am
Operator : F.NAEGLER
Sample : MBLK Inst : MSVOA14
Misc :
ALS Vial : 4 Sample Multiplier: 1

Quant Time: Jun 16 12:14:39 2021
Quant Method : I:\ACQUDATA\MSVOA14\Methods\S050321.M
Quant Title : MS#14 - 8260 SOILS 10ml PURGE
QLast Update : Tue May 04 08:45:11 2021
Response via : Initial Calibration

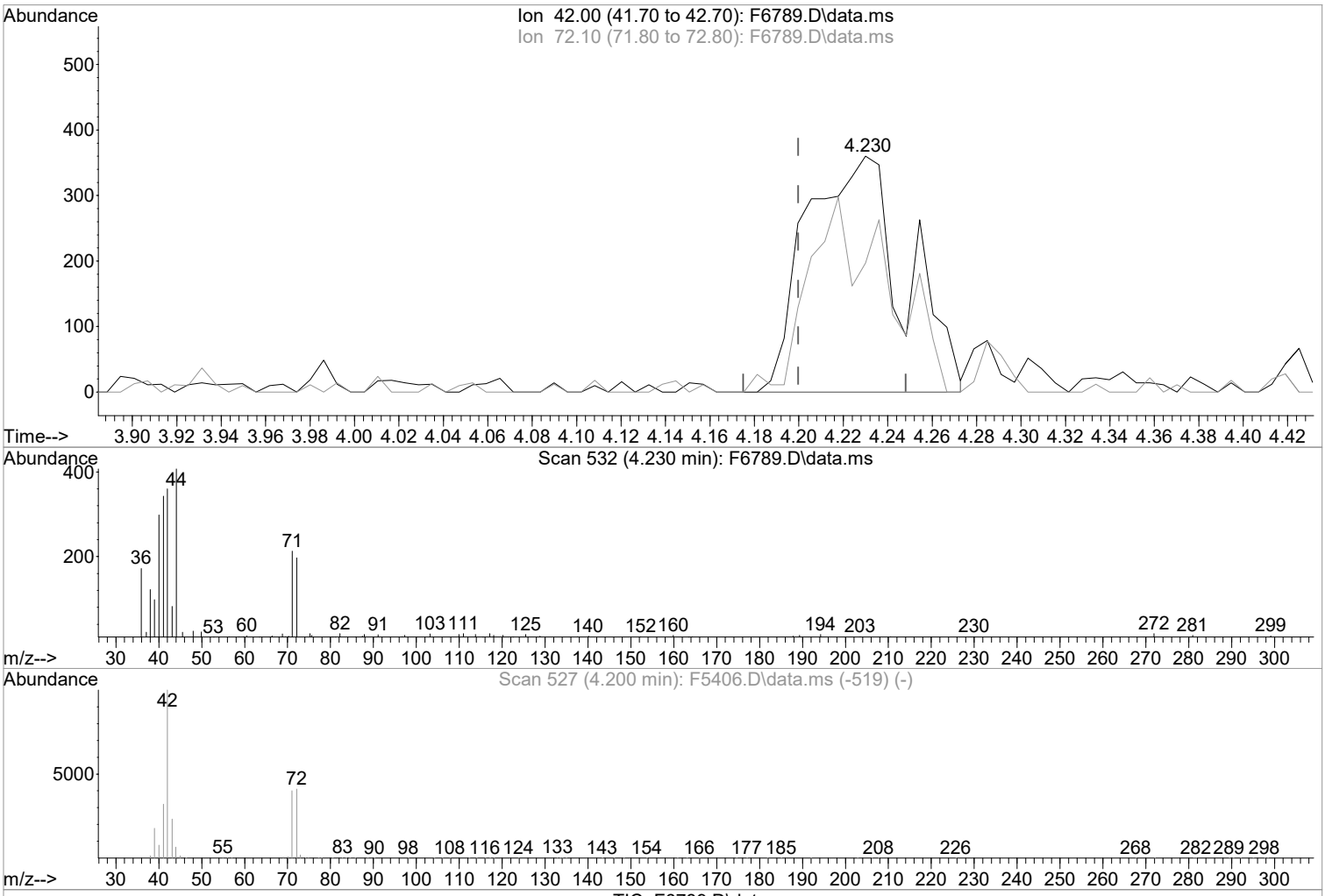

TIC: F6789.D\data.ms

(38) Tetrahydrofuran

4.230min (+0.030) 0.71 ug/L m

response 1095

Ion	Exp%	Act%
42.00	100	100
72.10	40.60	54.72
0.00	0.00	0.00
0.00	0.00	0.00

Manual Integration:

After

Poor integration.

06/17/21

1st FN 06/17/21
2nd KR 06/17/21

Quantitation Report (Qedit)

Data Path : I:\ACQUDATA\MSVOA14\Data\061621\
Data File : F6789.D
Acq On : 16 Jun 2021 11:06 am
Operator : F.NAEGLER
Sample : MBLK Inst : MSVOA14
Misc :
ALS Vial : 4 Sample Multiplier: 1

Quant Time: Jun 16 12:14:39 2021
Quant Method : I:\ACQUDATA\MSVOA14\Methods\S050321.M
Quant Title : MS#14 - 8260 SOILS 10ml PURGE
QLast Update : Tue May 04 08:45:11 2021
Response via : Initial Calibration

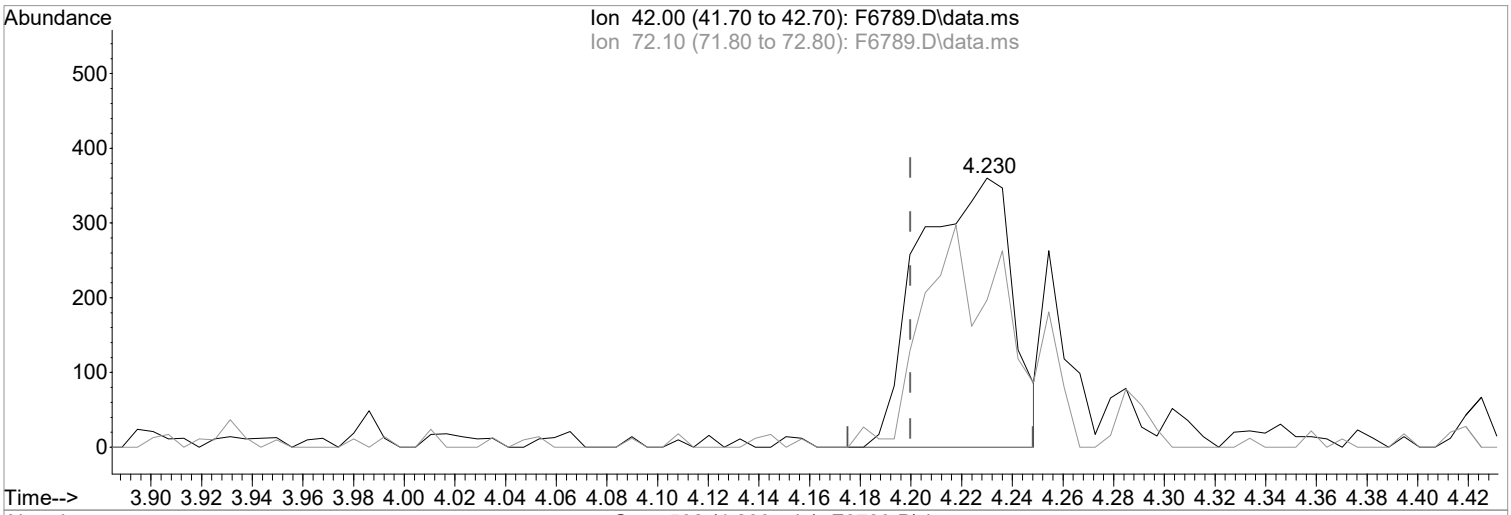

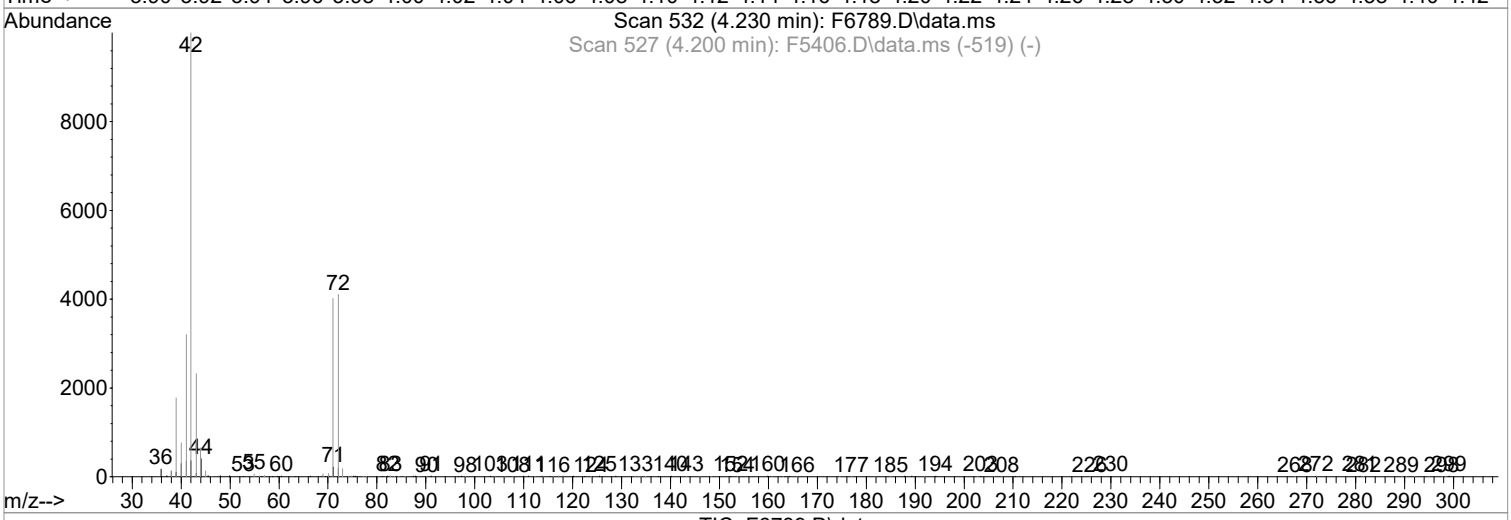

TIC: F6789.D\data.ms

(38) Tetrahydrofuran

4.230min (+0.030) 0.59 ug/L

response 913

Ion	Exp%	Act%
42.00	100	100
72.10	40.60	54.72
0.00	0.00	0.00
0.00	0.00	0.00

Manual Integration:

Before

06/17/21

1st FN 06/17/21
2nd WR 06/17/21

Quantitation Report (QT Reviewed)

Data Path : I:\ACQUDATA\MSVOA14\Data\061621\
Data File : F6789.D
Acq On : 16 Jun 2021 11:06 am
Operator : F.NAEGLER
Sample : MBLK Inst : MSVOA14
Misc :
ALS Vial : 4 Sample Multiplier: 1

Quant Time: Jun 17 15:13:12 2021
Quant Method : I:\ACQUDATA\MSVOA14\Methods\S050321.M
Quant Title : MS#14 - 8260 SOILS 10ml PURGE
QLast Update : Tue May 04 08:45:11 2021
Response via : Initial Calibration

Compound	R.T.	QIon	Response	Conc	Units	Dev(Min)
Internal Standards						
1) Pentafluorobenzene	4.681	168	415104	50.00	ug/L	0.00
42) 1,4-Difluorobenzene	5.931	114	626946	50.00	ug/L	0.00
70) d5-Chlorobenzene	9.576	117	569976	50.00	ug/L	0.00
87) 1,4-Dichlorobenzene-d4	11.735	152	295989	50.00	ug/L	0.00
System Monitoring Compounds						
44) SURR4,Dibrflmethane	4.529	113	188451	46.31	ug/L	0.00
Spiked Amount 50.000	Range 63 - 138		Recovery = 92.62%			
47) SURR1,1,2-dichloroetha...	5.114	65	232558	49.98	ug/L	0.00
Spiked Amount 50.000	Range 67 - 128		Recovery = 99.96%			
64) SURR3,Toluene-d8	7.943	98	775571	50.67	ug/L	0.00
Spiked Amount 50.000	Range 66 - 138		Recovery = 101.34%			
69) SURR2,BFB	10.723	95	280005	47.49	ug/L	0.00
Spiked Amount 50.000	Range 31 - 154		Recovery = 94.98%			
Target Compounds						Qvalue
3) Chloromethane	1.151	50	1635	0.33	ug/L	73
12) Acrolein	1.938	56	296	0.35	ug/L #	15
15) Acetone	2.041	43	3592	Below Cal		96
16) 2-Propanol	2.169	45	552	1.31	ug/L	67
17) Iodomethane	2.127	142	1631	3.30	ug/L	75
21) Methyl Acetate	2.316	43	1204m	0.35	ug/L	
22) Methylene Chloride	2.383	84	902	Below Cal		95
38) Tetrahydrofuran	4.230	42	1095m	0.71	ug/L	
105) 1,2,4-Tcbenzene	13.362	180	1620	0.23	ug/L #	72
107) Naphthalen	13.551	128	5646	0.31	ug/L	97
108) 1,2,3-Tclbenzene	13.740	180	1831	0.26	ug/L	92

(#) = qualifier out of range (m) = manual integration (+) = signals summed

Quantitation Report (QT Reviewed)

Data Path : I:\ACQUDATA\MSVOA14\Data\061621\
Data File : F6789.D
Acq On : 16 Jun 2021 11:06 am
Operator : F.NAEGLER
Sample : MBLK Inst : MSVOA14
Misc :
ALS Vial : 4 Sample Multiplier: 1

Quant Time: Jun 17 15:13:12 2021
Quant Method : I:\ACQUDATA\MSVOA14\Methods\S050321.M
Quant Title : MS#14 - 8260 SOILS 10ml PURGE
QLast Update : Tue May 04 08:45:11 2021
Response via : Initial Calibration

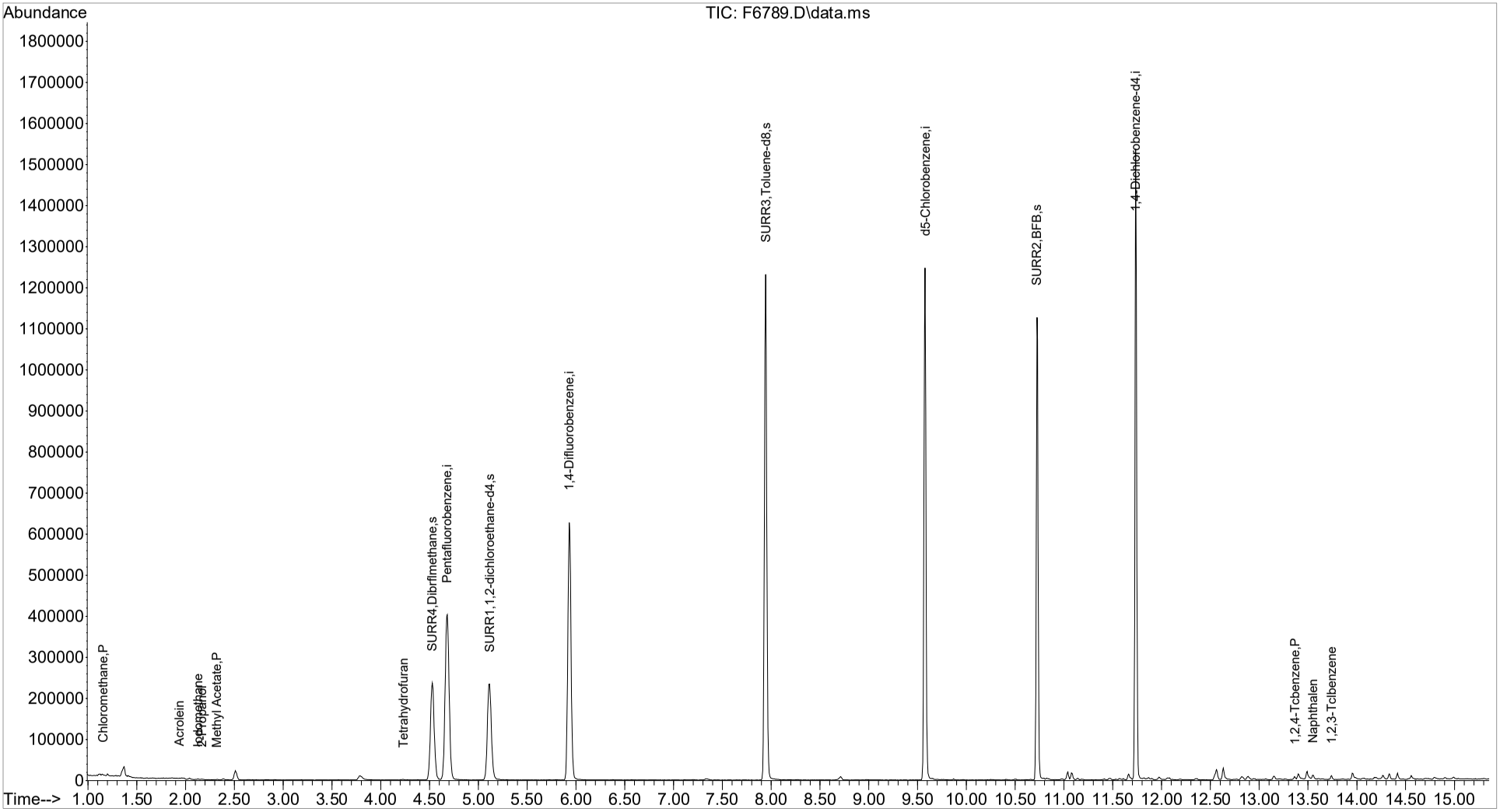

1st FJ 06/17/21
2nd 06/17/21

1st FN 06/17/21
2nd KR 06/17/21

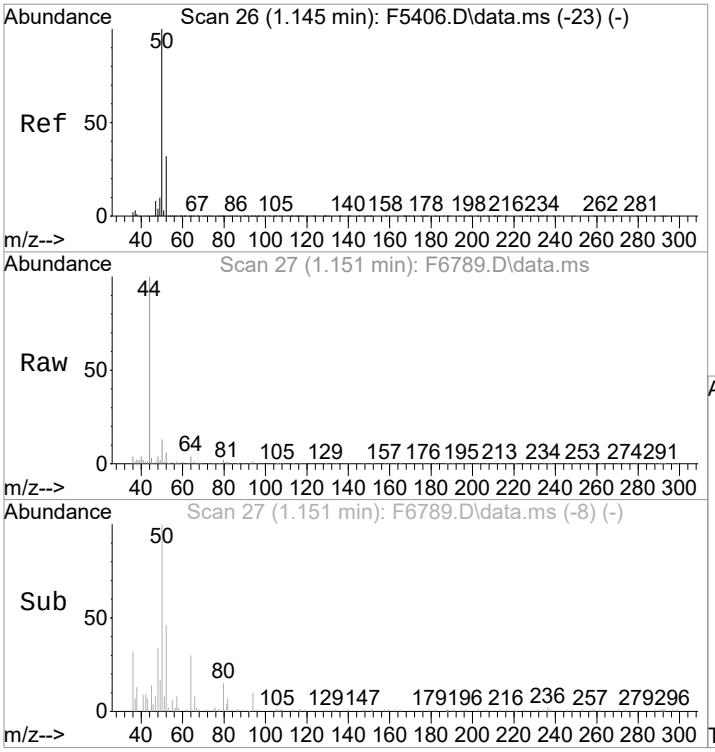

#3
Chloromethane
Concen: 0.33 ug/L
RT: 1.151 min Scan# 27
Delta R.T. -0.000 min
Lab File: F6789.D
Acq: 16 Jun 2021 11:06 am

Tgt Ion: 50 Resp: 1635

Ion	Ratio	Lower	Upper
50	100		
52	47.3	12.3	52.3

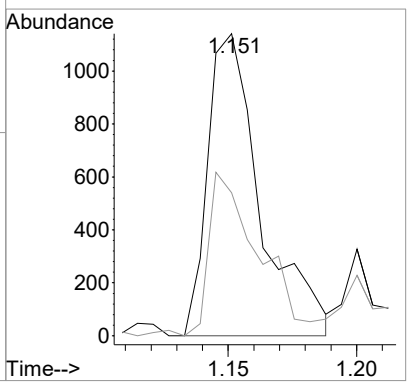

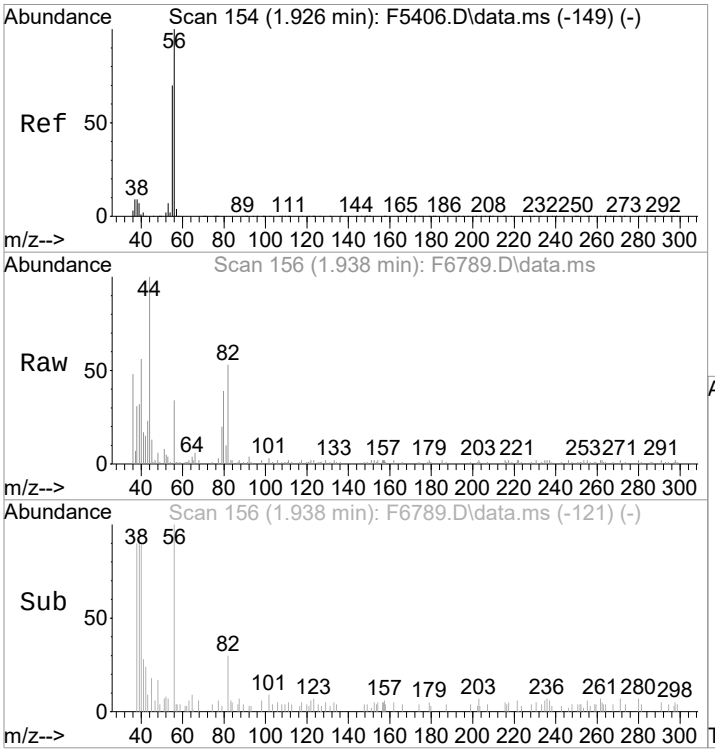

#12
Acrolein
Concen: 0.35 ug/L
RT: 1.938 min Scan# 156
Delta R.T. 0.012 min
Lab File: F6789.D
Acq: 16 Jun 2021 11:06 am

Tgt Ion: 56 Resp: 296

Ion	Ratio	Lower	Upper
56	100		
55	0.0	49.8	89.8#

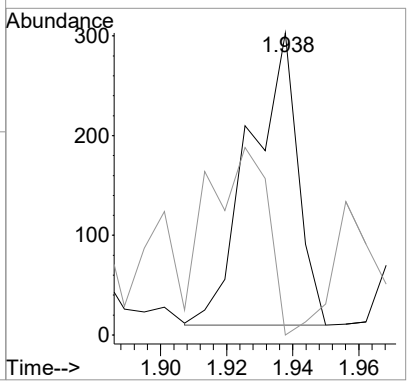

1st FN 06/17/21
2nd KR 06/17/21

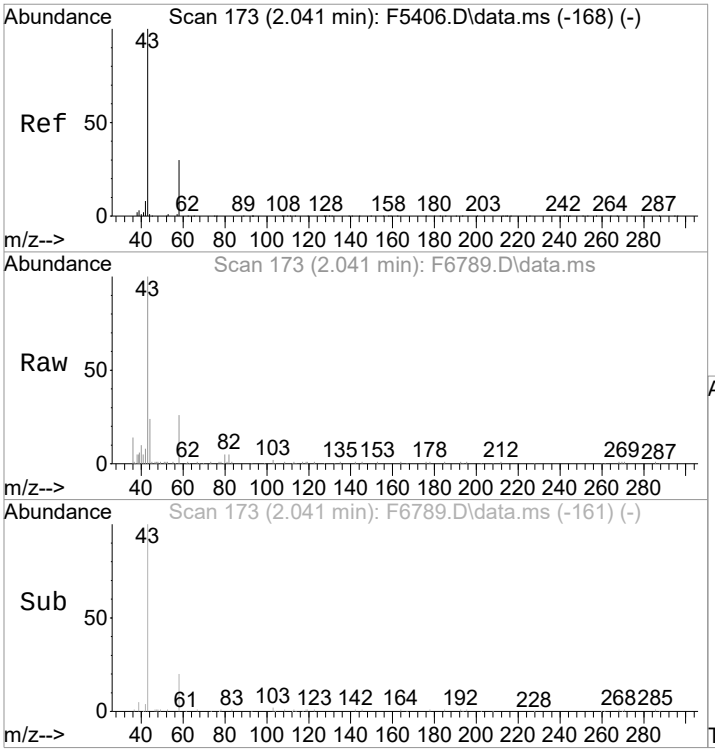

#15
Acetone
Concen: Below Cal
RT: 2.041 min Scan# 173
Delta R.T. 0.000 min
Lab File: F6789.D
Acq: 16 Jun 2021 11:06 am

Tgt Ion: 43 Resp: 3592

Ion	Ratio	Lower	Upper
43	100		
58	26.1	8.9	48.9
42	8.3	0.0	27.9

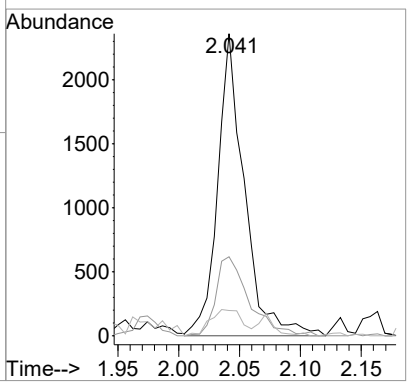

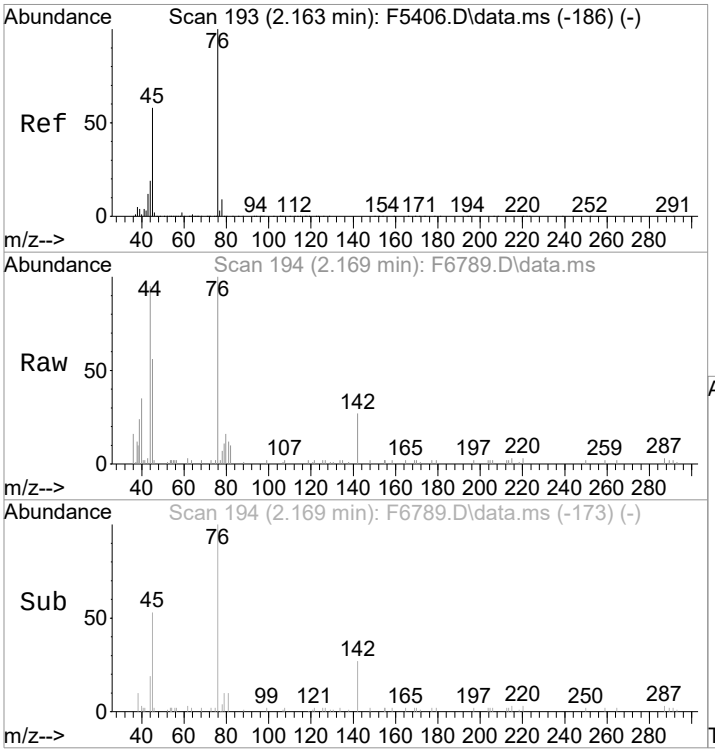

#16
2-Propanol
Concen: 1.31 ug/L
RT: 2.169 min Scan# 194
Delta R.T. 0.018 min
Lab File: F6789.D
Acq: 16 Jun 2021 11:06 am

Tgt Ion: 45 Resp: 552

Ion	Ratio	Lower	Upper
45	100		
43	4.7	0.0	40.0

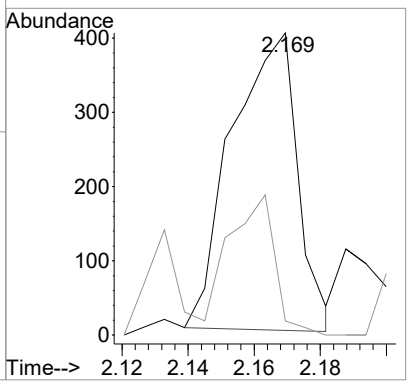

1st FN 06/17/21
2nd KR 06/17/21

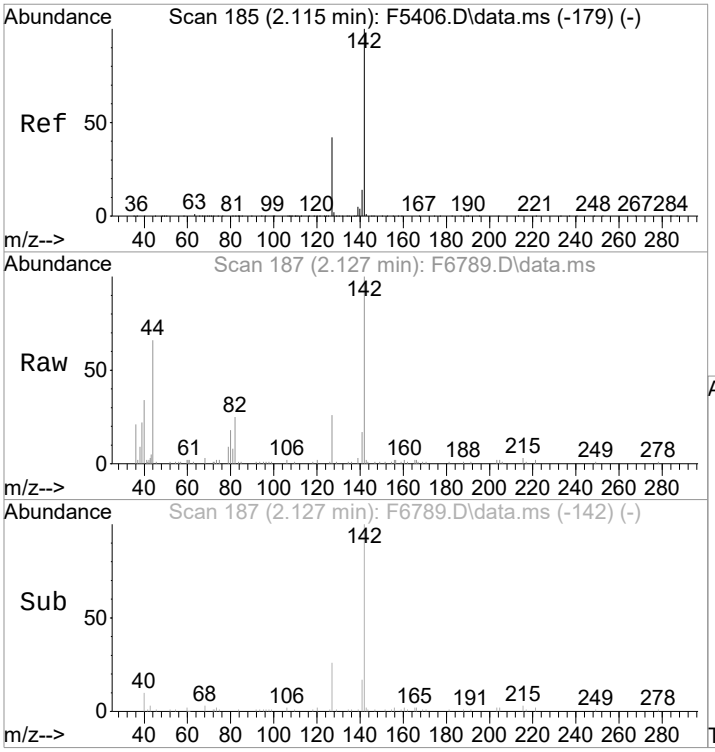

#17
Iodomethane
Concen: 3.30 ug/L
RT: 2.127 min Scan# 187
Delta R.T. 0.013 min
Lab File: F6789.D
Acq: 16 Jun 2021 11:06 am

Tgt Ion:142 Resp: 1631

Ion	Ratio	Lower	Upper
142	100		
127	26.3	22.2	62.2

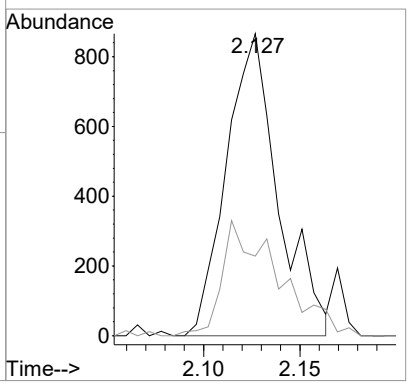

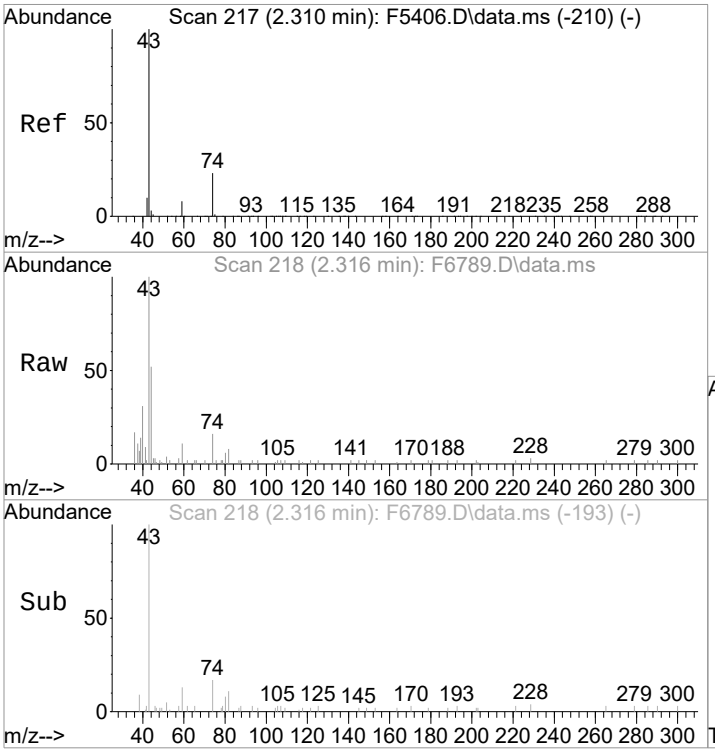

#21
Methyl Acetate
Concen: 0.35 ug/L m
RT: 2.316 min Scan# 218
Delta R.T. 0.012 min
Lab File: F6789.D
Acq: 16 Jun 2021 11:06 am

Tgt Ion: 43 Resp: 1204

Ion	Ratio	Lower	Upper
43	100		
59	11.0	0.0	28.5
74	15.6	3.4	43.4

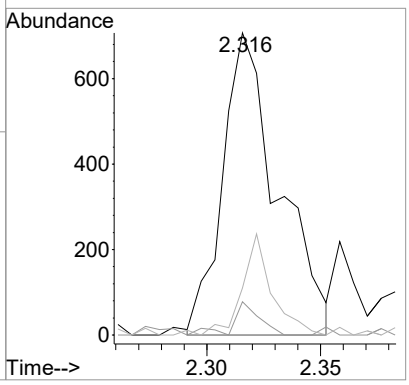

1st FN 06/17/21
2nd KR 06/17/21

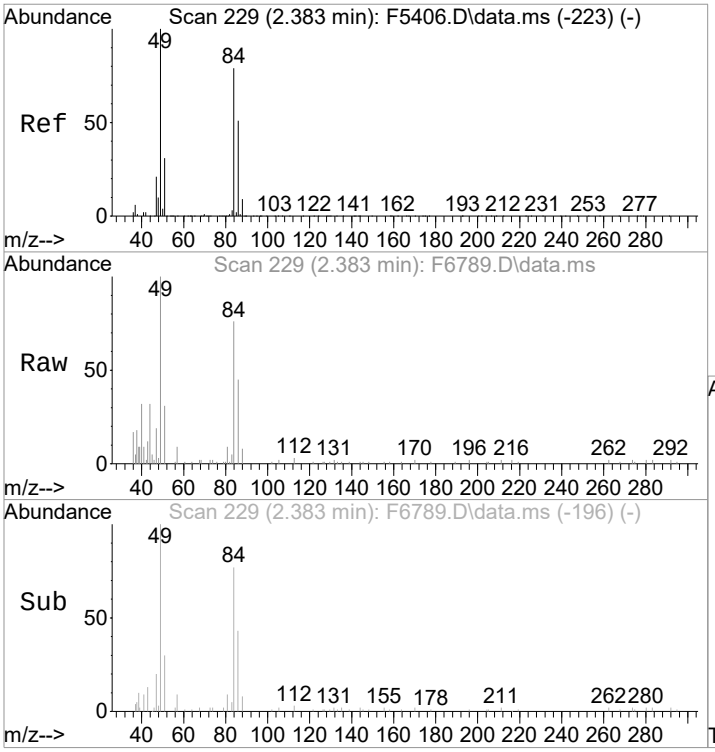

#22
Methylene Chloride
Concen: Below Cal
RT: 2.383 min Scan# 229
Delta R.T. 0.001 min
Lab File: F6789.D
Acq: 16 Jun 2021 11:06 am

Tgt Ion: 84 Resp: 902

Ion	Ratio	Lower	Upper
84	100		
86	59.6	44.7	84.7
49	132.1	106.4	146.4
51	40.7	18.8	58.8

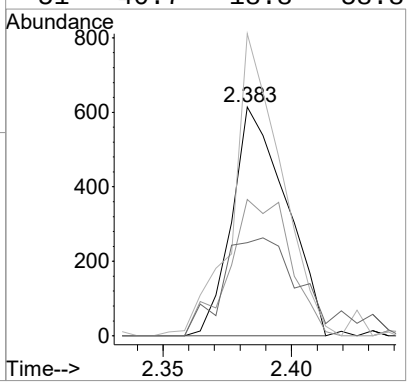

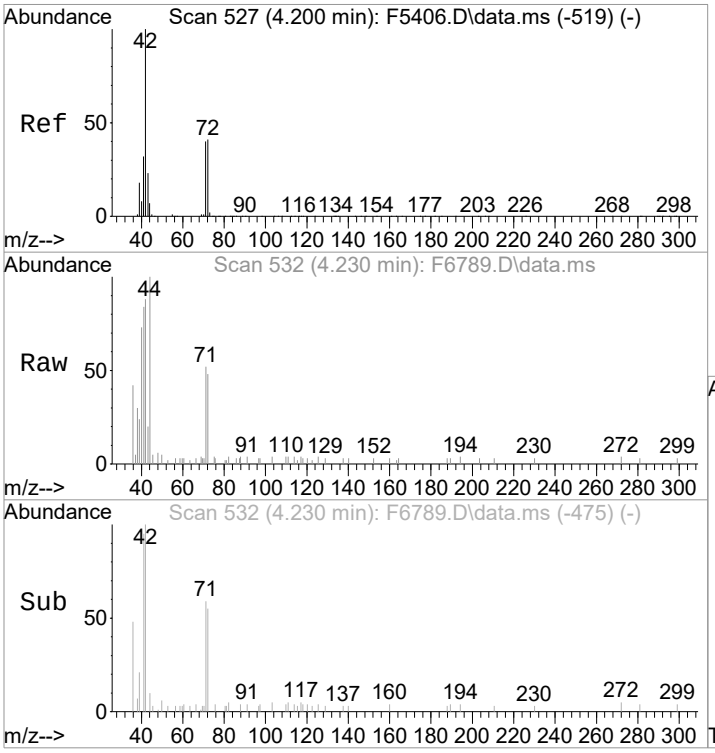

#38
Tetrahydrofuran
Concen: 0.71 ug/L m
RT: 4.230 min Scan# 532
Delta R.T. 0.030 min
Lab File: F6789.D
Acq: 16 Jun 2021 11:06 am

Tgt Ion: 42 Resp: 1095

Ion	Ratio	Lower	Upper
42	100		
72	54.7	20.6	60.6

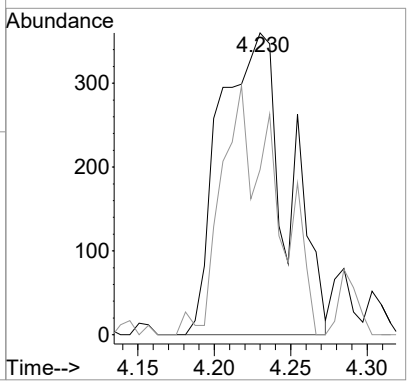

1st FN 06/17/21
2nd KR 06/17/21

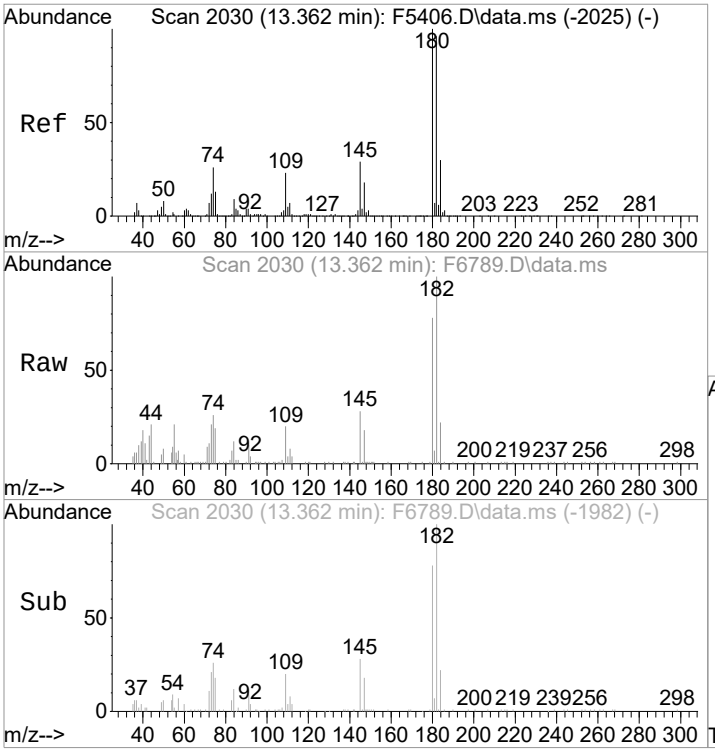

#105
1,2,4-Tcbenzene
Concen: 0.23 ug/L
RT: 13.362 min Scan# 2030
Delta R.T. -0.000 min
Lab File: F6789.D
Acq: 16 Jun 2021 11:06 am

Tgt Ion:180 Resp: 1620

Ion	Ratio	Lower	Upper
180	100		
182	128.0	75.8	115.8#
145	36.0	8.8	48.8

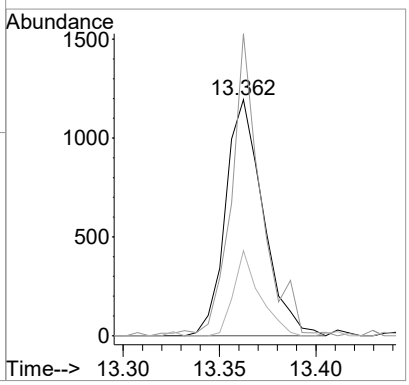



#107
Naphthalen
Concen: 0.31 ug/L
RT: 13.551 min Scan# 2061
Delta R.T. -0.000 min
Lab File: F6789.D
Acq: 16 Jun 2021 11:06 am

Tgt Ion:128 Resp: 5646

Ion	Ratio	Lower	Upper
128	100		
127	14.5	0.0	32.9
102	7.7	0.0	28.5

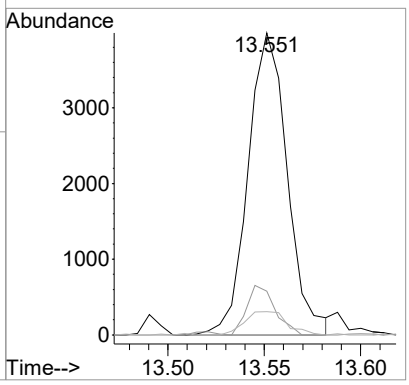

1st FN 06/17/21
2nd KR 06/17/21

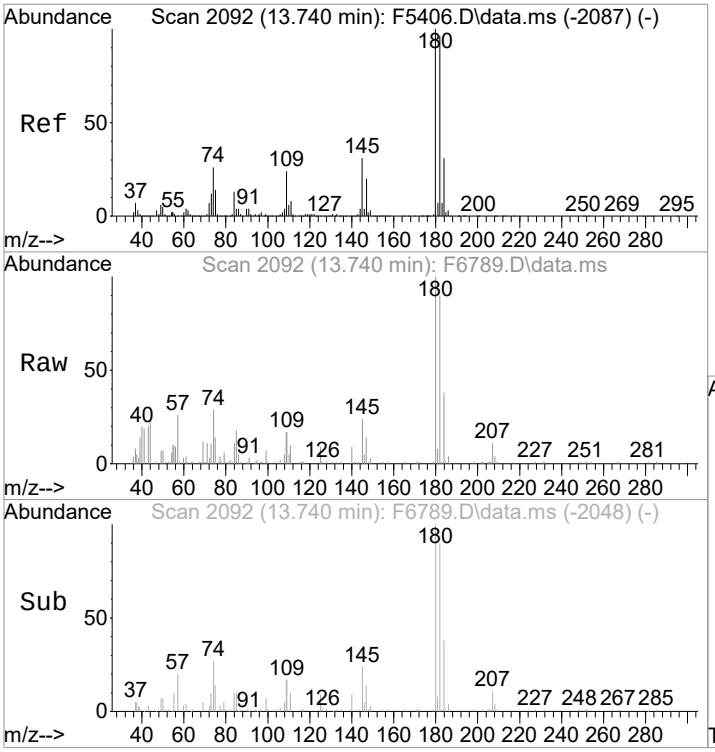

#108
1,2,3-Tclbenzene
Concen: 0.26 ug/L
RT: 13.740 min Scan# 2092
Delta R.T. -0.000 min
Lab File: F6789.D
Acq: 16 Jun 2021 11:06 am

Tgt Ion:180 Resp: 1831

Ion	Ratio	Lower	Upper
180	100		
182	89.9	76.0	116.0
145	24.0	11.2	51.2

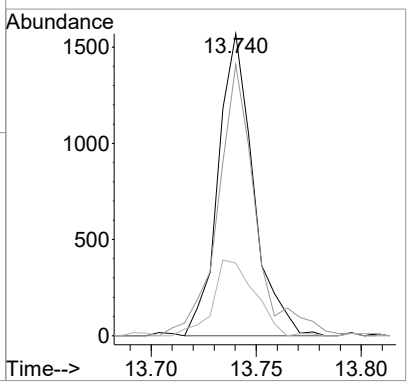

1st FN 06/16/21
2nd WR 06/17/21

Quantitation Report (QT Reviewed)

Data Path : I:\ACQUDATA\MSVOA14\Data\061621\
Data File : F6787.D
Acq On : 16 Jun 2021 10:13 am
Operator : F.NAEGLER
Sample : LCS Inst : MSVOA14
Misc :
ALS Vial : 2 Sample Multiplier: 1

Quant Time: Jun 16 10:39:54 2021
Quant Method : I:\ACQUDATA\MSVOA14\Methods\S050321.M
Quant Title : MS#14 - 8260 SOILS 10ml PURGE
QLast Update : Tue May 04 08:45:11 2021
Response via : Initial Calibration

Compound	R.T.	QIon	Response	Conc	Units	Dev(Min)
Internal Standards						
1) Pentafluorobenzene	4.675	168	426663	50.00	ug/L	0.00
42) 1,4-Difluorobenzene	5.931	114	632501	50.00	ug/L	0.00
70) d5-Chlorobenzene	9.576	117	582265	50.00	ug/L	0.00
87) 1,4-Dichlorobenzene-d4	11.735	152	299822	50.00	ug/L	0.00
System Monitoring Compounds						
44) SURR4,Dibrflmethane	4.523	113	203390	49.54	ug/L	0.00
Spiked Amount 50.000	Range 63 - 138		Recovery = 99.08%			
47) SURR1,1,2-dichloroetha...	5.108	65	225065	47.94	ug/L	0.00
Spiked Amount 50.000	Range 67 - 128		Recovery = 95.88%			
64) SURR3,Toluene-d8	7.943	98	802234	51.95	ug/L	0.00
Spiked Amount 50.000	Range 66 - 138		Recovery = 103.90%			
69) SURR2,BFB	10.723	95	288270	48.46	ug/L	0.00
Spiked Amount 50.000	Range 31 - 154		Recovery = 96.92%			
Target Compounds						Qvalue
2) Dichlorodifluoromethane	1.042	85	91236	20.09	ug/L	99
3) Chloromethane	1.145	50	114322	22.37	ug/L	99
4) Vinyl Chloride	1.212	62	107659	23.02	ug/L	99
5) Bromomethane	1.407	94	81308	16.73	ug/L	98
6) Chloroethane	1.474	64	63000	23.34	ug/L	97
7) Freon 21	1.602	67	139376	20.68	ug/L	99
8) Trichlorofluoromethane	1.645	101	133824	22.10	ug/L	99
9) Diethyl Ether	1.840	59	69981	20.01	ug/L	95
10) Freon 123a	1.840	67	169109	40.11	ug/L	100
11) Freon 123	1.889	83	94921	19.22	ug/L	98
12) Acrolein	1.926	56	30643	35.20	ug/L	99
13) 1,1-Diclethene	2.005	96	77183	27.73	ug/L	99
14) Freon 113	2.011	101	80689	23.61	ug/L	99
15) Acetone	2.035	43	35169	21.61	ug/L	92
16) 2-Propanol	2.151	45	113544	263.08	ug/L	89
17) Iodomethane	2.115	142	75298	18.75	ug/L	98
18) Carbon Disulfide	2.169	76	199059	18.15	ug/L	99
19) Acetonitrile	2.249	41	31443	77.93	ug/L	95
20) Allyl Chloride	2.285	76	38540	20.59	ug/L #	86
21) Methyl Acetate	2.304	43	56426	16.09	ug/L	100
22) Methylene Chloride	2.383	84	83357	20.55	ug/L	98
23) TBA	2.499	59	209488	271.29	ug/L	90
24) Acrylonitrile	2.596	53	149684	91.51	ug/L	98
25) Methyl-t-Butyl Ether	2.645	73	228524	18.30	ug/L	98
26) trans-1,2-Dichloroethene	2.639	96	84185	24.93	ug/L	97
27) 1,1-Diclethane	3.059	63	143064	21.65	ug/L	99
28) Vinyl Acetate	3.145	86	15385	19.21	ug/L #	68
29) DIPE	3.175	45	241859	19.87	ug/L	97
30) 2-Chloro-1,3-Butadiene	3.169	53	114485	20.90	ug/L	94
31) ETBE	3.626	59	219991	18.32	ug/L	99
32) 2,2-Dichloropropane	3.773	77	105460	17.48	ug/L	96
33) cis-1,2-Dichloroethene	3.779	96	94744	22.48	ug/L	93
34) 2-Butanone	3.815	43	44780	18.18	ug/L	94
35) Propionitrile	3.876	54	58394	87.20	ug/L	97
36) Bromochloromethane	4.114	130	56229	19.29	ug/L	92
37) Methacrylonitrile	4.108	67	34624	18.12	ug/L	97
38) Tetrahydrofuran	4.199	42	26762	16.84	ug/L	94
39) Chloroform	4.267	83	142598	20.49	ug/L	98
40) 1,1,1-Trichloroethane	4.535	97	119187	21.01	ug/L	97

Quantitation Report (QT Reviewed)

Data Path : I:\ACQUDATA\MSVOA14\Data\061621\
Data File : F6787.D
Acq On : 16 Jun 2021 10:13 am
Operator : F.NAEGLER
Sample : LCS Inst : MSVOA14
Misc :
ALS Vial : 2 Sample Multiplier: 1

Quant Time: Jun 16 10:39:54 2021
Quant Method : I:\ACQUDATA\MSVOA14\Methods\S050321.M
Quant Title : MS#14 - 8260 SOILS 10ml PURGE
QLast Update : Tue May 04 08:45:11 2021
Response via : Initial Calibration

	Compound	R.T.	QIon	Response	Conc	Units		Dev(Min)
41)	TAME	5.498	73	220210	19.10	ug/L		98
43)	Cyclohexane	4.632	41	72591	21.78	ug/L		99
45)	Carbontetrachloride	4.827	121	28820	18.83	ug/L		96
46)	1,1-Dichloropropene	4.840	75	114507	23.64	ug/L		97
48)	Benzene	5.205	78	322354	21.96	ug/L		98
49)	1,2-Dichloroethane	5.248	62	108855	19.66	ug/L		97
50)	Iso-Butyl Alcohol	5.242	43	76803	266.36	ug/L		94
51)	n-Heptane	5.797	43	113576	27.09	ug/L		98
52)	1-Butanol	6.358	56	123139	687.05	ug/L		98
53)	Trichloroethene	6.297	130	95833	22.18	ug/L		100
54)	Methylcyclohexane	6.559	55	108299	24.51	ug/L		98
55)	1,2-Diclpropane	6.595	63	83740	21.56	ug/L		99
56)	Dibromomethane	6.754	93	51104	18.32	ug/L		97
57)	1,4-Dioxane	6.839	88	24184	334.15	ug/L		99
58)	Methyl Methacrylate	6.882	69	58209	17.80	ug/L		94
59)	Bromodichloromethane	7.016	83	95394	17.63	ug/L		100
60)	2-Nitropropane	7.333	41	23026	13.54	ug/L		95
61)	2-Chloroethylvinyl Ether	7.485	63	25481	14.08	ug/L		97
62)	cis-1,3-Dichloropropene	7.620	75	115347	18.00	ug/L		98
63)	4-Methyl-2-pentanone	7.857	43	78531	16.11	ug/L		92
65)	Toluene	8.022	91	364446	21.98	ug/L		98
66)	trans-1,3-Dichloropropene	8.321	75	96530	16.32	ug/L		98
67)	Ethyl Methacrylate	8.497	69	89498	15.76	ug/L		98
68)	1,1,2-Trichloroethane	8.522	97	74309	19.50	ug/L		99
71)	Tetrachloroethene	8.668	164	73821	22.85	ug/L		97
72)	2-Hexanone	8.863	43	57003	15.75	ug/L		91
73)	1,3-Dichloropropane	8.705	76	126269	19.32	ug/L		97
74)	Dibromochloromethane	8.955	129	64478	15.13	ug/L		99
75)	N-Butyl Acetate	9.052	43	113004	15.36	ug/L		93
76)	1,2-Dibromoethane	9.052	107	76647	18.83	ug/L		99
77)	Chlorobenzene	9.601	112	236613	20.79	ug/L		99
78)	1,1,1,2-Tetrachloroethane	9.705	131	74219	17.61	ug/L		95
79)	Ethylbenzene	9.747	106	125667	21.97	ug/L		99
80)	(m+p)Xylene	9.869	106	313074	44.02	ug/L		96
81)	o-Xylene	10.247	106	149072	20.86	ug/L		96
82)	Styrene	10.259	104	244477	20.02	ug/L		99
83)	Bromoform	10.406	173	38912	13.51	ug/L		95
84)	Isopropylbenzene	10.601	105	387603	21.79	ug/L		97
85)	Cyclohexanone	10.656	55	290795	307.57	ug/L		98
86)	trans-1,4-Dichloro-2-B...	10.930	53	18045	13.55	ug/L	#	73
88)	1,1,2,2-Tetrachloroethane	10.875	83	90439	17.38	ug/L		94
89)	Bromobenzene	10.845	156	102769	20.17	ug/L		98
90)	1,2,3-Trichloropropane	10.899	110	32394	18.54	ug/L		93
91)	n-Propylbenzene	10.979	91	483427	23.76	ug/L		99
92)	2-Chlorotoluene	11.034	91	266799	20.73	ug/L		98
93)	4-Chlorotoluene	11.131	91	322656	21.79	ug/L		99
94)	1,3,5-Trimethylbenzene	11.137	105	335922	22.34	ug/L		98
95)	tert-Butylbenzene	11.418	119	295027	22.38	ug/L		98
96)	1,2,4-Trimethylbenzene	11.460	105	330245	21.74	ug/L		99
97)	sec-Butylbenzene	11.607	105	451269	23.48	ug/L		97
98)	p-Isopropyltoluene	11.735	119	375144	22.77	ug/L		98
99)	1,3-Dclbenz	11.680	146	196123	20.40	ug/L		99
100)	1,4-Dclbenz	11.759	146	201931	20.30	ug/L		97
101)	n-Butylbenzene	12.076	91	356745	24.11	ug/L		99
102)	1,2-Dclbenz	12.064	146	186869	19.64	ug/L		97
103)	1,2-Dibromo-3-chloropr...	12.698	157	16811	12.41	ug/L		93

1st FN 06/16/21
2nd WR 06/17/21

Quantitation Report (QT Reviewed)

Data Path : I:\ACQUDATA\MSVOA14\Data\061621\
Data File : F6787.D
Acq On : 16 Jun 2021 10:13 am
Operator : F.NAEGLER
Sample : LCS Inst : MSVOA14
Misc :
ALS Vial : 2 Sample Multiplier: 1

Quant Time: Jun 16 10:39:54 2021
Quant Method : I:\ACQUDATA\MSVOA14\Methods\S050321.M
Quant Title : MS#14 - 8260 SOILS 10ml PURGE
QLast Update : Tue May 04 08:45:11 2021
Response via : Initial Calibration

Compound	R.T.	QIon	Response	Conc	Units	Dev(Min)
104) 1,3,5-Trichlorobenzene	12.875	180	160567	21.92	ug/L	99
105) 1,2,4-Tcbenzene	13.362	180	150245	20.64	ug/L	99
106) Hexachlorobt	13.509	225	79984	22.94	ug/L	99
107) Naphthalen	13.551	128	345777	18.78	ug/L	99
108) 1,2,3-Tclbenzene	13.740	180	140908	19.83	ug/L	98

(#) = qualifier out of range (m) = manual integration (+) = signals summed

Quantitation Report (QT Reviewed)

Data Path : I:\ACQUDATA\MSVOA14\Data\061621\
Data File : F6787.D
Acq On : 16 Jun 2021 10:13 am
Operator : F.NAEGLER
Sample : LCS Inst : MSVOA14
Misc :
ALS Vial : 2 Sample Multiplier: 1

Quant Time: Jun 16 10:39:54 2021
Quant Method : I:\ACQUDATA\MSVOA14\Methods\S050321.M
Quant Title : MS#14 - 8260 SOILS 10ml PURGE
QLast Update : Tue May 04 08:45:11 2021
Response via : Initial Calibration

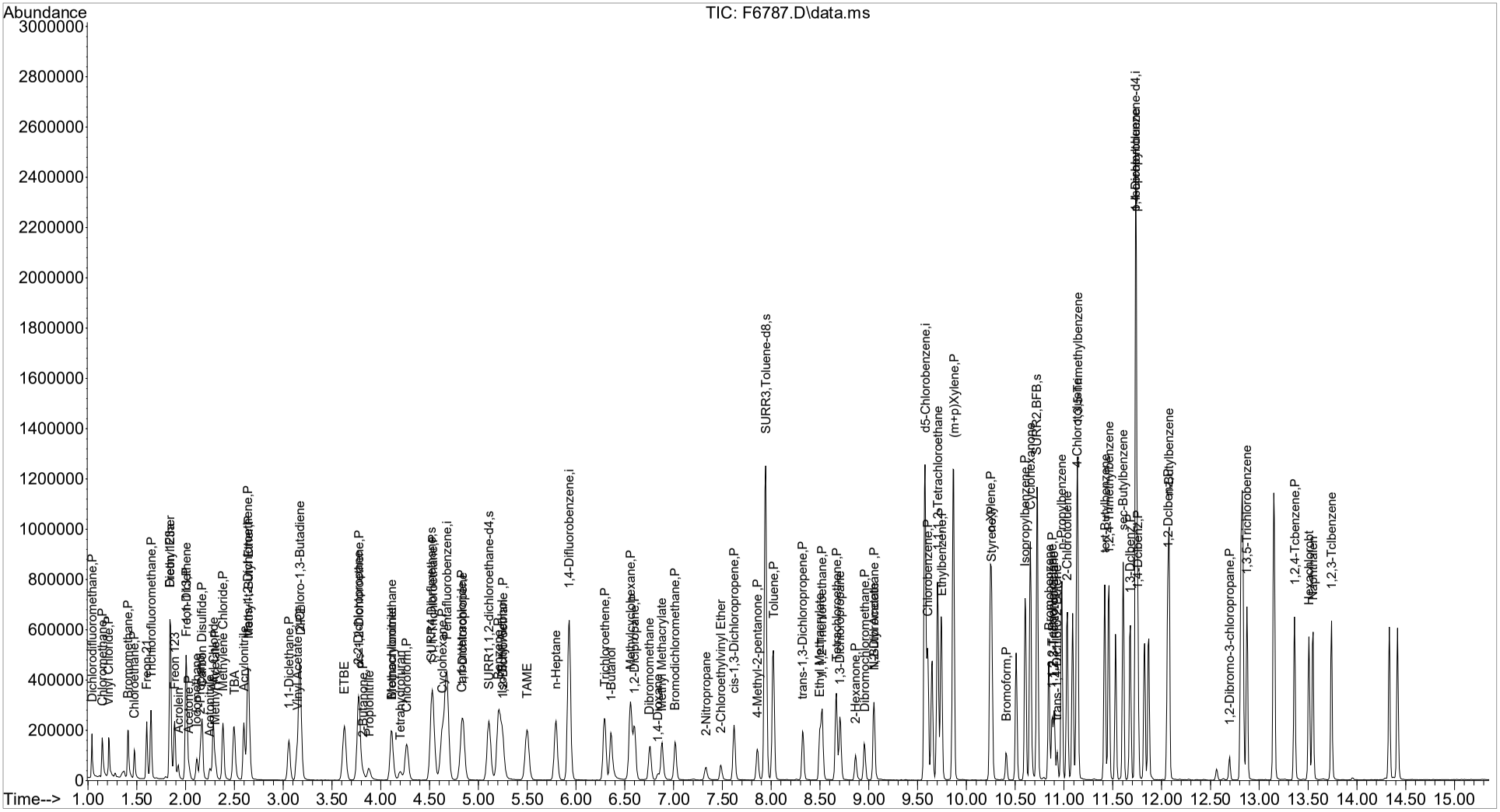

S050321.M Wed Jun 16 10:40:42 2021 Page: 4

1st FJ 06/16/21
2nd 06/17/21

1st FN 06/17/21
2nd WR 06/17/21

Quantitation Report (QT Reviewed)

Data Path : I:\ACQUDATA\MSVOA14\Data\061621\
Data File : F6810.D
Acq On : 16 Jun 2021 7:22 pm
Operator : F.NAEGLER
Sample : R2105887-018MS|1.00 Inst : MSVOA14
Misc : LUE 13584 T4
ALS Vial : 25 Sample Multiplier: 1

Quant Time: Jun 17 08:18:59 2021
Quant Method : I:\ACQUDATA\MSVOA14\Methods\S050321.M
Quant Title : MS#14 - 8260 SOILS 10ml PURGE
QLast Update : Tue May 04 08:45:11 2021
Response via : Initial Calibration

Compound	R.T.	QIon	Response	Conc	Units	Dev(Min)
Internal Standards						
1) Pentafluorobenzene	4.681	168	365623	50.00	ug/L	0.00
42) 1,4-Difluorobenzene	5.931	114	546384	50.00	ug/L	0.00
70) d5-Chlorobenzene	9.577	117	464338	50.00	ug/L	0.00
87) 1,4-Dichlorobenzene-d4	11.735	152	194405	50.00	ug/L	0.00
System Monitoring Compounds						
44) SURR4,Dibrflmethane	4.529	113	173180	48.83	ug/L	0.00
Spiked Amount 50.000	Range 63 - 138		Recovery = 97.66%			
47) SURR1,1,2-dichloroetha...	5.108	65	205628	50.71	ug/L	0.00
Spiked Amount 50.000	Range 67 - 128		Recovery = 101.42%			
64) SURR3,Toluene-d8	7.943	98	692924	51.94	ug/L	0.00
Spiked Amount 50.000	Range 66 - 138		Recovery = 103.88%			
69) SURR2,BFB	10.723	95	207547	40.39	ug/L	0.00
Spiked Amount 50.000	Range 31 - 154		Recovery = 80.78%			
Target Compounds						Qvalue
2) Dichlorodifluoromethane	1.042	85	135107	34.72	ug/L	99
3) Chloromethane	1.152	50	189829	43.34	ug/L	97
4) Vinyl Chloride	1.219	62	163363	40.76	ug/L	97
5) Bromomethane	1.408	94	127368	32.71	ug/L	98
6) Chloroethane	1.481	64	103579	44.77	ug/L	98
7) Freon 21	1.603	67	252449	43.71	ug/L	98
8) Trichlorofluoromethane	1.645	101	203213	39.16	ug/L	97
9) Diethyl Ether	1.847	59	145541	48.57	ug/L	99
10) Freon 123a	1.847	67	313083	86.65	ug/L	96
11) Freon 123	1.889	83	164546	38.88	ug/L	99
12) Acrolein	1.926	56	58762	78.77	ug/L	98
13) 1,1-Diclethene	2.005	96	110270	46.23	ug/L	99
14) Freon 113	2.011	101	117075	39.97	ug/L	97
15) Acetone	2.042	43	346770	278.58	ug/L	93
16) 2-Propanol	2.157	45	188722	510.27	ug/L	88
17) Iodomethane	2.121	142	82220	23.02	ug/L	98
18) Carbon Disulfide	2.170	76	223556	23.79	ug/L	100
19) Acetonitrile	2.255	41	68338	197.65	ug/L	99
20) Allyl Chloride	2.285	76	55338	34.50	ug/L	95
21) Methyl Acetate	2.310	43	88717	29.53	ug/L	96
22) Methylene Chloride	2.389	84	146590	42.81	ug/L	98
23) TBA	2.499	59	463558	700.55	ug/L	83
24) Acrylonitrile	2.602	53	242441	172.95	ug/L	100
25) Methyl-t-Butyl Ether	2.651	73	468435	43.77	ug/L	98
26) trans-1,2-Dichloroethene	2.639	96	108858	37.61	ug/L	97
27) 1,1-Diclethane	3.060	63	242455	42.82	ug/L	98
28) Vinyl Acetate	3.176	86	644	0.94	ug/L #	1
29) DIPE	3.176	45	475291	45.56	ug/L	96
30) 2-Chloro-1,3-Butadiene	3.169	53	155886	33.21	ug/L	96
31) ETBE	3.627	59	430679	41.85	ug/L	99
32) 2,2-Dichloropropane	3.773	77	153110	29.62	ug/L	97
33) cis-1,2-Dichloroethene	3.779	96	142364	39.41	ug/L	98
34) 2-Butanone	3.822	43	76982	36.47	ug/L	98
35) Propionitrile	3.883	54	98400	171.47	ug/L	98
36) Bromochloromethane	4.114	130	95998	38.43	ug/L	98
37) Methacrylonitrile	4.114	67	37538	22.93	ug/L	99
38) Tetrahydrofuran	4.200	42	55711	40.90	ug/L	85
39) Chloroform	4.267	83	243504	40.84	ug/L	96
40) 1,1,1-Trichloroethane	4.541	97	183971	37.84	ug/L	98

Quantitation Report (QT Reviewed)

Data Path : I:\ACQUDATA\MSVOA14\Data\061621\
Data File : F6810.D
Acq On : 16 Jun 2021 7:22 pm
Operator : F.NAEGLER
Sample : R2105887-018MS|1.00 Inst : MSVOA14
Misc : LUE 13584 T4
ALS Vial : 25 Sample Multiplier: 1

Quant Time: Jun 17 08:18:59 2021
Quant Method : I:\ACQUDATA\MSVOA14\Methods\S050321.M
Quant Title : MS#14 - 8260 SOILS 10ml PURGE
QLast Update : Tue May 04 08:45:11 2021
Response via : Initial Calibration

	Compound	R.T.	QIon	Response	Conc	Units		Dev(Min)
41)	TAME	5.504	73	442692	44.80	ug/L		98
43)	Cyclohexane	4.639	41	119872	41.64	ug/L		98
45)	Carbontetrachloride	4.834	121	40381	30.54	ug/L		99
46)	1,1-Dichloropropene	4.846	75	139135	33.25	ug/L		98
48)	Benzene	5.212	78	479931	37.85	ug/L		97
49)	1,2-Dichloroethane	5.248	62	190737	39.87	ug/L		99
50)	Iso-Butyl Alcohol	5.248	43	177588	712.97	ug/L		97
51)	n-Heptane	5.803	43	92283	25.48	ug/L		97
52)	1-Butanol	6.358	56	259088	1673.41	ug/L		98
53)	Trichloroethene	6.297	130	121893	32.66	ug/L		99
54)	Methylcyclohexane	6.559	55	156961	41.13	ug/L		98
55)	1,2-Diclpropane	6.602	63	145115	43.25	ug/L		100
56)	Dibromomethane	6.754	93	84146	34.92	ug/L		96
57)	1,4-Dioxane	6.839	88	67598	1081.20	ug/L		97
58)	Methyl Methacrylate	6.882	69	112492	39.83	ug/L		97
59)	Bromodichloromethane	7.016	83	160491	34.33	ug/L		98
60)	2-Nitropropane	7.333	41	44741	35.71	ug/L		97
61)	2-Chloroethylvinyl Ether	7.486	63	39170	24.55	ug/L		99
62)	cis-1,3-Dichloropropene	7.620	75	148816	26.88	ug/L		99
63)	4-Methyl-2-pentanone	7.858	43	153030	36.33	ug/L		97
65)	Toluene	8.022	91	463541	32.37	ug/L		99
66)	trans-1,3-Dichloropropene	8.327	75	111211	21.77	ug/L		97
67)	Ethyl Methacrylate	8.498	69	31912	6.50	ug/L		91
68)	1,1,2-Trichloroethane	8.522	97	127583	38.76	ug/L		99
71)	Tetrachloroethene	8.668	164	735477	285.47	ug/L		97
72)	2-Hexanone	8.863	43	80253	27.81	ug/L		93
73)	1,3-Dichloropropane	8.705	76	205849	39.49	ug/L		96
74)	Dibromochloromethane	8.955	129	100679	29.63	ug/L		99
75)	N-Butyl Acetate	9.059	43	6193	1.06	ug/L		92
76)	1,2-Dibromoethane	9.052	107	104814	32.30	ug/L		99
77)	Chlorobenzene	9.601	112	244100	26.90	ug/L		97
78)	1,1,1,2-Tetrachloroethane	9.705	131	115309	34.31	ug/L		98
79)	Ethylbenzene	9.741	106	149652	32.80	ug/L		93
80)	(m+p)Xylene	9.869	106	352226	62.11	ug/L		98
81)	o-Xylene	10.247	106	182245	31.98	ug/L		99
82)	Styrene	10.260	104	218987	22.49	ug/L		97
83)	Bromoform	10.406	173	51451	22.41	ug/L		95
84)	Isopropylbenzene	10.601	105	471470	33.24	ug/L		97
85)	Cyclohexanone	10.656	55	596640	791.32	ug/L		97
86)	trans-1,4-Dichloro-2-B...	10.930	53	15995	15.07	ug/L	#	75
88)	1,1,2,2-Tetrachloroethane	10.875	83	155478	46.09	ug/L		98
89)	Bromobenzene	10.845	156	89465	27.08	ug/L		96
90)	1,2,3-Trichloropropane	10.900	110	50391	44.49	ug/L		96
91)	n-Propylbenzene	10.979	91	473445	35.88	ug/L		97
92)	2-Chlorotoluene	11.034	91	259976	31.15	ug/L		98
93)	4-Chlorotoluene	11.131	91	266656	27.78	ug/L		97
94)	1,3,5-Trimethylbenzene	11.137	105	389781	39.98	ug/L		99
95)	tert-Butylbenzene	11.418	119	362233	42.39	ug/L		98
96)	1,2,4-Trimethylbenzene	11.461	105	352566	35.79	ug/L		99
97)	sec-Butylbenzene	11.607	105	457856	36.75	ug/L		99
98)	p-Isopropyltoluene	11.735	119	364783	34.14	ug/L		99
99)	1,3-Dclbenz	11.680	146	134449	21.57	ug/L		98
100)	1,4-Dclbenz	11.753	146	123626	19.17	ug/L		99
101)	n-Butylbenzene	12.076	91	250490	26.11	ug/L		98
102)	1,2-Dclbenz	12.064	146	134685	21.83	ug/L		97
103)	1,2-Dibromo-3-chloropr...	12.698	157	19271	21.95	ug/L		93

1st FN 06/17/21
2nd WR 06/17/21

Quantitation Report (QT Reviewed)

Data Path : I:\ACQUDATA\MSVOA14\Data\061621\
Data File : F6810.D
Acq On : 16 Jun 2021 7:22 pm
Operator : F.NAEGLER
Sample : R2105887-018MS|1.00 Inst : MSVOA14
Misc : LUE 13584 T4
ALS Vial : 25 Sample Multiplier: 1

Quant Time: Jun 17 08:18:59 2021
Quant Method : I:\ACQUDATA\MSVOA14\Methods\S050321.M
Quant Title : MS#14 - 8260 SOILS 10ml PURGE
QLast Update : Tue May 04 08:45:11 2021
Response via : Initial Calibration

Compound	R.T.	QIon	Response	Conc Units	Dev(Min)
104) 1,3,5-Trichlorobenzene	12.875	180	93241	19.63 ug/L	99
105) 1,2,4-Tcbenzene	13.363	180	55133	11.68 ug/L	96
106) Hexachlorobt	13.509	225	44572	19.72 ug/L	98
107) Naphthalen	13.552	128	111417	9.33 ug/L	99
108) 1,2,3-Tclbenzene	13.741	180	53007	11.51 ug/L	97

(#) = qualifier out of range (m) = manual integration (+) = signals summed

Quantitation Report (QT Reviewed)

Data Path : I:\ACQUDATA\MSVOA14\Data\061621\
Data File : F6810.D
Acq On : 16 Jun 2021 7:22 pm
Operator : F.NAEGLER
Sample : R2105887-018MS|1.00 Inst : MSVOA14
Misc : LUE 13584 T4
ALS Vial : 25 Sample Multiplier: 1

Quant Time: Jun 17 08:18:59 2021
Quant Method : I:\ACQUDATA\MSVOA14\Methods\S050321.M
Quant Title : MS#14 - 8260 SOILS 10ml PURGE
QLast Update : Tue May 04 08:45:11 2021
Response via : Initial Calibration

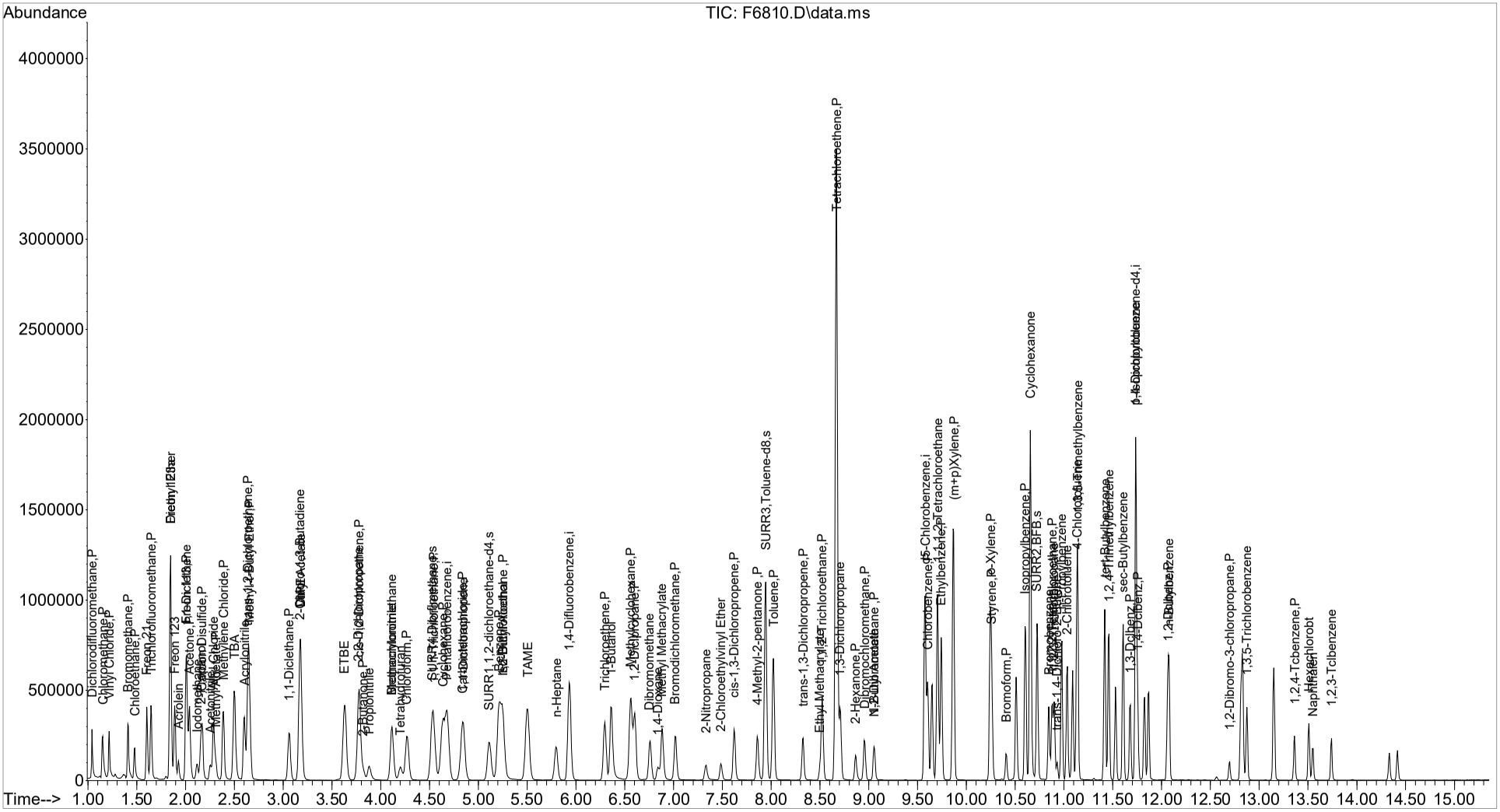

1st FJ 06/17/21
2nd 06/17/21

1st FN 06/17/21
2nd WR 06/17/21

Quantitation Report (QT Reviewed)

Data Path : I:\ACQUDATA\MSVOA14\Data\061621\
Data File : F6811.D
Acq On : 16 Jun 2021 7:45 pm
Operator : F.NAEGLER
Sample : R2105887-018DMS|1.00 Inst : MSVOA14
Misc : LUE 13584 T4
ALS Vial : 26 Sample Multiplier: 1

Quant Time: Jun 17 08:19:12 2021
Quant Method : I:\ACQUDATA\MSVOA14\Methods\S050321.M
Quant Title : MS#14 - 8260 SOILS 10ml PURGE
QLast Update : Tue May 04 08:45:11 2021
Response via : Initial Calibration

Compound	R.T.	QIon	Response	Conc	Units	Dev(Min)
Internal Standards						
1) Pentafluorobenzene	4.681	168	381321	50.00	ug/L	0.00
42) 1,4-Difluorobenzene	5.931	114	574714	50.00	ug/L	0.00
70) d5-Chlorobenzene	9.577	117	478518	50.00	ug/L	0.00
87) 1,4-Dichlorobenzene-d4	11.735	152	198671	50.00	ug/L	0.00
System Monitoring Compounds						
44) SURR4,Dibrflmethane	4.523	113	188998	50.66	ug/L	0.00
Spiked Amount 50.000	Range 63 - 138		Recovery = 101.32%			
47) SURR1,1,2-dichloroetha...	5.108	65	212238	49.76	ug/L	0.00
Spiked Amount 50.000	Range 67 - 128		Recovery = 99.52%			
64) SURR3,Toluene-d8	7.943	98	725030	51.67	ug/L	0.00
Spiked Amount 50.000	Range 66 - 138		Recovery = 103.34%			
69) SURR2,BFB	10.723	95	216711	40.10	ug/L	0.00
Spiked Amount 50.000	Range 31 - 154		Recovery = 80.20%			
Target Compounds						Qvalue
2) Dichlorodifluoromethane	1.042	85	142501	35.11	ug/L	98
3) Chloromethane	1.151	50	200375	43.86	ug/L	98
4) Vinyl Chloride	1.219	62	175384	41.96	ug/L	99
5) Bromomethane	1.408	94	124167	30.26	ug/L	99
6) Chloroethane	1.481	64	106963	44.33	ug/L	98
7) Freon 21	1.603	67	263111	43.68	ug/L	99
8) Trichlorofluoromethane	1.645	101	213347	39.42	ug/L	98
9) Diethyl Ether	1.846	59	149236	47.75	ug/L	98
10) Freon 123a	1.846	67	320190	84.97	ug/L	94
11) Freon 123	1.889	83	177216	40.15	ug/L	98
12) Acrolein	1.926	56	63714	81.89	ug/L	93
13) 1,1-Diclethene	2.005	96	117670	47.31	ug/L	97
14) Freon 113	2.011	101	124122	40.63	ug/L	98
15) Acetone	2.042	43	454456	350.79	ug/L	94
16) 2-Propanol	2.151	45	204355	529.79	ug/L	89
17) Iodomethane	2.115	142	99535	26.20	ug/L	97
18) Carbon Disulfide	2.170	76	256443	26.16	ug/L	99
19) Acetonitrile	2.249	41	75605	209.66	ug/L	98
20) Allyl Chloride	2.285	76	60884	36.40	ug/L #	86
21) Methyl Acetate	2.310	43	84062	26.82	ug/L	96
22) Methylene Chloride	2.389	84	153089	42.87	ug/L	95
23) TBA	2.499	59	523474	758.53	ug/L	89
24) Acrylonitrile	2.602	53	240544	164.54	ug/L	100
25) Methyl-t-Butyl Ether	2.651	73	490025	43.90	ug/L	100
26) trans-1,2-Dichloroethene	2.639	96	117207	38.83	ug/L	94
27) 1,1-Diclethane	3.060	63	257568	43.62	ug/L	98
28) Vinyl Acetate	3.188	86	620	0.87	ug/L #	1
29) DIPE	3.175	45	497538	45.73	ug/L	98
30) 2-Chloro-1,3-Butadiene	3.169	53	167737	34.26	ug/L	92
31) ETBE	3.627	59	452485	42.16	ug/L	99
32) 2,2-Dichloropropane	3.773	77	163736	30.37	ug/L	99
33) cis-1,2-Dichloroethene	3.779	96	145488	38.62	ug/L	99
34) 2-Butanone	3.816	43	74037	33.63	ug/L	98
35) Propionitrile	3.883	54	96704	161.58	ug/L	99
36) Bromochloromethane	4.114	130	97535	37.44	ug/L	99
37) Methacrylonitrile	4.114	67	33820	19.81	ug/L	98
38) Tetrahydrofuran	4.200	42	59081	41.59	ug/L	87
39) Chloroform	4.267	83	251602	40.46	ug/L	97
40) 1,1,1-Trichloroethane	4.541	97	194676	38.40	ug/L	98

Quantitation Report (QT Reviewed)

Data Path : I:\ACQUDATA\MSVOA14\Data\061621\
Data File : F6811.D
Acq On : 16 Jun 2021 7:45 pm
Operator : F.NAEGLER
Sample : R2105887-018DMS|1.00 Inst : MSVOA14
Misc : LUE 13584 T4
ALS Vial : 26 Sample Multiplier: 1

Quant Time: Jun 17 08:19:12 2021
Quant Method : I:\ACQUDATA\MSVOA14\Methods\S050321.M
Quant Title : MS#14 - 8260 SOILS 10ml PURGE
QLast Update : Tue May 04 08:45:11 2021
Response via : Initial Calibration

Compound	R.T.	QIon	Response	Conc Units	Dev(Min)
41) TAME	5.504	73	461195	44.75 ug/L	97
43) Cyclohexane	4.633	41	124426	41.09 ug/L	97
45) Carbontetrachloride	4.834	121	44146	31.74 ug/L	97
46) 1,1-Dichloropropene	4.846	75	147765	33.57 ug/L	95
48) Benzene	5.212	78	495934	37.19 ug/L	97
49) 1,2-Dichloroethane	5.248	62	195637	38.88 ug/L	99
50) Iso-Butyl Alcohol	5.248	43	196029	748.21 ug/L	99
51) n-Heptane	5.797	43	91387	23.99 ug/L	95
52) 1-Butanol	6.358	56	283869	1743.09 ug/L	100
53) Trichloroethene	6.297	130	129262	32.93 ug/L	99
54) Methylcyclohexane	6.565	55	162701	40.53 ug/L	93
55) 1,2-Diclpropane	6.602	63	150537	42.65 ug/L	98
56) Dibromomethane	6.754	93	87487	34.52 ug/L	99
57) 1,4-Dioxane	6.839	88	84332	1282.37 ug/L	97
58) Methyl Methacrylate	6.882	69	110102	37.06 ug/L	95
59) Bromodichloromethane	7.016	83	166456	33.85 ug/L	99
60) 2-Nitropropane	7.327	41	48717	37.11 ug/L	91
61) 2-Chloroethylvinyl Ether	7.486	63	40200	23.98 ug/L	98
62) cis-1,3-Dichloropropene	7.620	75	150392	25.83 ug/L	99
63) 4-Methyl-2-pentanone	7.857	43	154684	34.91 ug/L	96
65) Toluene	8.022	91	480846	31.92 ug/L	99
66) trans-1,3-Dichloropropene	8.327	75	109034	20.29 ug/L	99
67) Ethyl Methacrylate	8.504	69	17407	3.37 ug/L	89
68) 1,1,2-Trichloroethane	8.522	97	130923	37.81 ug/L	97
71) Tetrachloroethene	8.668	164	797308	300.30 ug/L	98
72) 2-Hexanone	8.863	43	77722	26.13 ug/L	94
73) 1,3-Dichloropropane	8.705	76	207320	38.60 ug/L	98
74) Dibromochloromethane	8.955	129	106477	30.41 ug/L	97
75) N-Butyl Acetate	9.058	43	2622	0.43 ug/L	94
76) 1,2-Dibromoethane	9.052	107	105385	31.51 ug/L	96
77) Chlorobenzene	9.607	112	247898	26.51 ug/L	97
78) 1,1,1,2-Tetrachloroethane	9.705	131	115949	33.48 ug/L	99
79) Ethylbenzene	9.741	106	148684	31.63 ug/L	93
80) (m+p)Xylene	9.869	106	360193	61.63 ug/L	99
81) o-Xylene	10.247	106	186245	31.71 ug/L	99
82) Styrene	10.259	104	221808	22.11 ug/L	99
83) Bromoform	10.406	173	53815	22.74 ug/L	97
84) Isopropylbenzene	10.601	105	480137	32.84 ug/L	98
85) Cyclohexanone	10.656	55	630169	811.02 ug/L	97
86) trans-1,4-Dichloro-2-B...	10.930	53	15211	13.90 ug/L #	71
88) 1,1,2,2-Tetrachloroethane	10.875	83	158025	45.84 ug/L	99
89) Bromobenzene	10.845	156	88214	26.13 ug/L	92
90) 1,2,3-Trichloropropane	10.900	110	50148	43.32 ug/L	96
91) n-Propylbenzene	10.979	91	473172	35.09 ug/L	98
92) 2-Chlorotoluene	11.034	91	261207	30.62 ug/L	99
93) 4-Chlorotoluene	11.131	91	263906	26.90 ug/L	96
94) 1,3,5-Trimethylbenzene	11.137	105	393342	39.48 ug/L	97
95) tert-Butylbenzene	11.418	119	359842	41.20 ug/L	100
96) 1,2,4-Trimethylbenzene	11.460	105	343853	34.16 ug/L	99
97) sec-Butylbenzene	11.607	105	455634	35.78 ug/L	99
98) p-Isopropyltoluene	11.735	119	363721	33.31 ug/L	98
99) 1,3-Dclbenz	11.680	146	129972	20.40 ug/L	98
100) 1,4-Dclbenz	11.753	146	123790	18.78 ug/L	99
101) n-Butylbenzene	12.076	91	244594	24.94 ug/L	100
102) 1,2-Dclbenz	12.064	146	126351	20.04 ug/L	96
103) 1,2-Dibromo-3-chloropr...	12.698	157	20608	22.96 ug/L	92

1st FN 06/17/21
2nd WR 06/17/21

Quantitation Report (QT Reviewed)

Data Path : I:\ACQUDATA\MSVOA14\Data\061621\
Data File : F6811.D
Acq On : 16 Jun 2021 7:45 pm
Operator : F.NAEGLER
Sample : R2105887-018DMS|1.00 Inst : MSVOA14
Misc : LUE 13584 T4
ALS Vial : 26 Sample Multiplier: 1

Quant Time: Jun 17 08:19:12 2021
Quant Method : I:\ACQUDATA\MSVOA14\Methods\S050321.M
Quant Title : MS#14 - 8260 SOILS 10ml PURGE
QLast Update : Tue May 04 08:45:11 2021
Response via : Initial Calibration

Compound	R.T.	QIon	Response	Conc Units	Dev(Min)
104) 1,3,5-Trichlorobenzene	12.875	180	90776	18.70 ug/L	98
105) 1,2,4-Tcbenzene	13.363	180	54646	11.33 ug/L	98
106) Hexachlorobt	13.509	225	43255	18.73 ug/L	97
107) Naphthalen	13.551	128	114277	9.37 ug/L	97
108) 1,2,3-Tclbenzene	13.740	180	49684	10.55 ug/L	95

(#) = qualifier out of range (m) = manual integration (+) = signals summed

Quantitation Report (QT Reviewed)

Data Path : I:\ACQUDATA\MSVOA14\Data\061621\
Data File : F6811.D
Acq On : 16 Jun 2021 7:45 pm
Operator : F.NAEGLER
Sample : R2105887-018DMS|1.00 Inst : MSVOA14
Misc : LUE 13584 T4
ALS Vial : 26 Sample Multiplier: 1

Quant Time: Jun 17 08:19:12 2021
Quant Method : I:\ACQUDATA\MSVOA14\Methods\S050321.M
Quant Title : MS#14 - 8260 SOILS 10ml PURGE
QLast Update : Tue May 04 08:45:11 2021
Response via : Initial Calibration

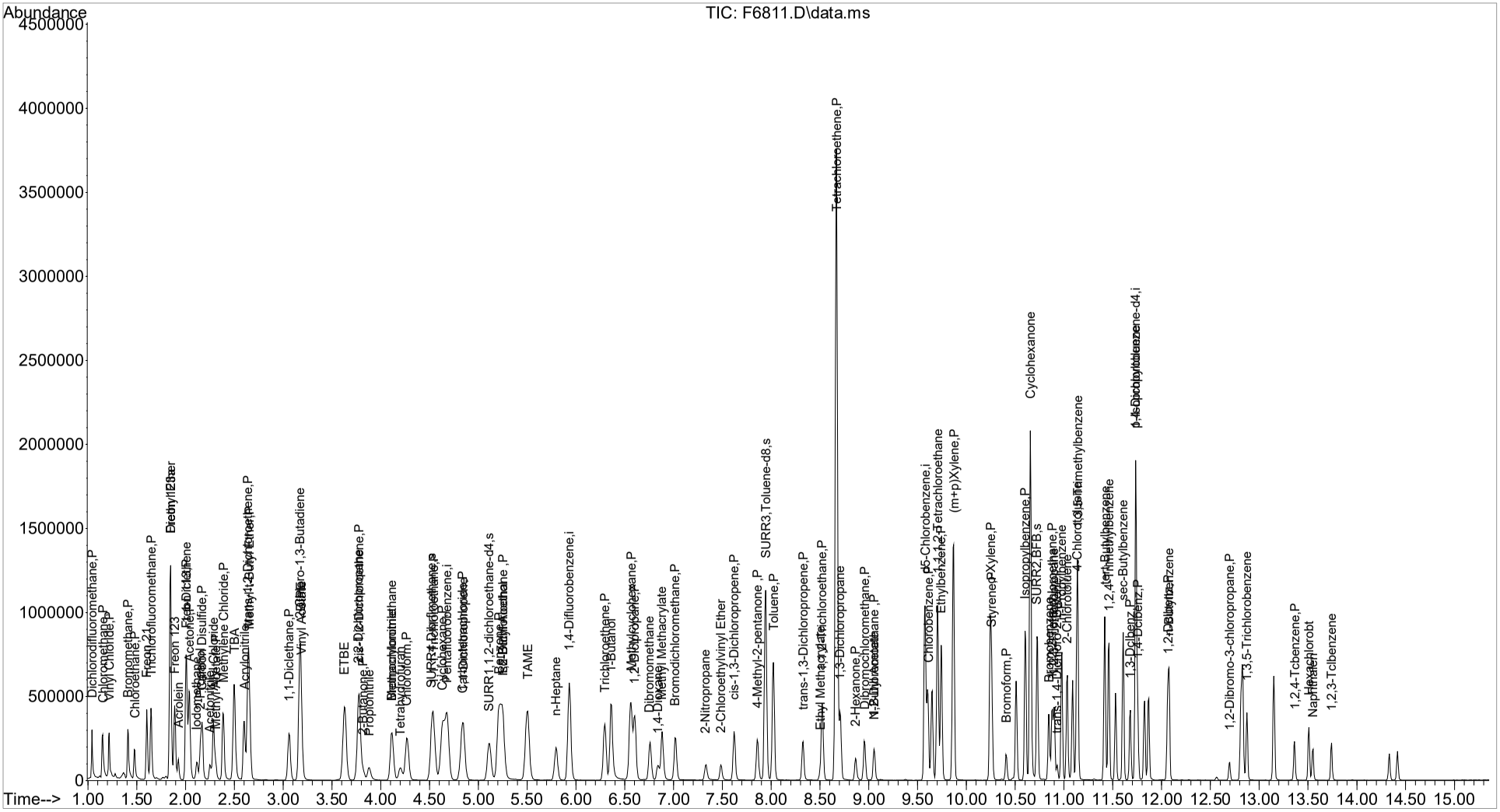

1st FJ 06/17/21
2nd 06/17/21

1st FN 06/16/21
2nd WR 06/17/21

Evaluate Continuing Calibration Report

Data Path : I:\ACQUDATA\MSVOA14\Data\061621\
Data File : F6786.D
Acq On : 16 Jun 2021 9:36 am
Operator : F.NAEGLER
Sample : CCV Inst : MSVOA14
Misc :
ALS Vial : 1 Sample Multiplier: 1

Quant Time: Jun 16 10:22:28 2021
Quant Method : I:\ACQUDATA\MSVOA14\Methods\S050321.M
Quant Title : MS#14 - 8260 SOILS 10ml PURGE
QLast Update : Tue May 04 08:45:11 2021
Response via : Initial Calibration

Min. RRF : 0.000 Min. Rel. Area : 50% Max. R.T. Dev 0.50min
Max. RRF Dev : 20% Max. Rel. Area : 200%

		Compound	Amount	Calc.	%Dev	Area%	Dev(min)
1	i	Pentafluorobenzene	50.000	50.000	0.0	112	0.00
2	P	Dichlorodifluoromethane	50.000	45.923	8.2	98	0.00
3	P	Chloromethane	50.000	50.052	-0.1	111	0.00
4	P	Vinyl Chloride	50.000	55.755	-11.5	117	0.00
5	P	Bromomethane	50.000	43.177	13.6	97	0.00
6	P	Chloroethane	50.000	50.941	-1.9	112	0.00
7		Freon 21	50.000	52.652	-5.3	118	0.00
8	P	Trichlorofluoromethane	50.000	49.051	1.9	108	0.00
9		Diethyl Ether	50.000	50.270	-0.5	106	0.00
10		Freon 123a	50.000	53.170	-6.3	121	0.00
11		Freon 123	50.000	52.506	-5.0	120	0.00
12		Acrolein	250.000	263.135	-5.3	111	0.00
13		1,1-Diclethene	50.000	53.901	-7.8	114	0.00
14	P	Freon 113	50.000	56.839	-13.7	125	0.00
15	P	Acetone	50.000	55.796	-11.6	120	0.00
16		2-Propanol	1000.000	735.132	26.5#	80	0.00
17		Iodomethane	50.000	44.860	10.3	93	0.00
18	P	Carbon Disulfide	50.000	41.457	17.1	91	0.00
19		Acetonitrile	250.000	217.973	12.8	104	0.00
20		Allyl Chloride	50.000	54.986	-10.0	116	0.00
21	P	Methyl Acetate	50.000	42.387	15.2	90	0.00
22	P	Methylene Chloride	50.000	51.180	-2.4	110	0.00
23		TBA	1000.000	737.491	26.3#	84	0.00
24		Acrylonitrile	250.000	240.054	4.0	100	0.00
25	P	Methyl-t-Butyl Ether	50.000	48.781	2.4	103	0.00
26	P	trans-1,2-Dichloroethene	50.000	52.767	-5.5	116	0.00
27	P	1,1-Diclethane	50.000	52.312	-4.6	112	0.00
28		Vinyl Acetate	50.000	53.988	-8.0	113	0.00
29		DIPE	50.000	44.085	11.8	96	0.00
30		2-Chloro-1,3-Butadiene	50.000	48.563	2.9	103	0.00
31		ETBE	50.000	44.966	10.1	97	0.00
32		2,2-Dichloropropane	50.000	42.178	15.6	97	0.00
33	P	cis-1,2-Dichloroethene	50.000	51.651	-3.3	111	0.00
34	P	2-Butanone	50.000	46.863	6.3	103	0.00
35		Propionitrile	250.000	236.191	5.5	100	0.00
36		Bromochloromethane	50.000	48.285	3.4	104	0.00
37		Methacrylonitrile	50.000	48.132	3.7	101	0.00
38		Tetrahydrofuran	50.000	42.591	14.8	94	0.00
39	P	Chloroform	50.000	50.565	-1.1	109	0.00
40	P	1,1,1-Trichloroethane	50.000	49.993	0.0	109	0.00
41		TAME	50.000	45.456	9.1	96	0.00
42	i	1,4-Difluorobenzene	50.000	50.000	0.0	113	0.00
43	P	Cyclohexane	50.000	47.466	5.1	111	0.00
44	s	SURR4,Dibrflmethane	50.000	48.768	2.5	108	0.00
45	P	Carbontetrachloride	50.000	45.651	8.7	100	0.00
46		1,1-Dichloropropene	50.000	55.244	-10.5	121	0.00
47	s	SURR1,1,2-dichloroethane-d4	50.000	49.288	1.4	109	0.00
48	P	Benzene	50.000	53.063	-6.1	115	0.00
49	P	1,2-Dichloroethane	50.000	49.124	1.8	104	0.00
50		Iso-Butyl Alcohol	1000.000	795.839	20.4#	83	0.00
51		n-Heptane	50.000	64.530	-29.1#	163	0.00

Evaluate Continuing Calibration Report

Data Path : I:\ACQUDATA\MSVOA14\Data\061621\
Data File : F6786.D
Acq On : 16 Jun 2021 9:36 am
Operator : F.NAEGLER
Sample : CCV Inst : MSVOA14
Misc :
ALS Vial : 1 Sample Multiplier: 1

Quant Time: Jun 16 10:22:28 2021
Quant Method : I:\ACQUDATA\MSVOA14\Methods\S050321.M
Quant Title : MS#14 - 8260 SOILS 10ml PURGE
QLast Update : Tue May 04 08:45:11 2021
Response via : Initial Calibration

Min. RRF : 0.000 Min. Rel. Area : 50% Max. R.T. Dev 0.50min
Max. RRF Dev : 20% Max. Rel. Area : 200%

		Compound	Amount	Calc.	%Dev	Area%	Dev(min)
52		1-Butanol	2500.000	2032.843	18.7	81	0.00
53	P	Trichloroethene	50.000	51.178	-2.4	110	0.00
54	P	Methylcyclohexane	50.000	53.348	-6.7	122	0.00
55	P	1,2-Diclpropane	50.000	53.514	-7.0	110	0.00
56		Dibromomethane	50.000	46.677	6.6	99	0.00
57		1,4-Dioxane	1000.000	890.232	11.0	92	0.00
58		Methyl Methacrylate	50.000	47.169	5.7	100	0.00
59	P	Bromodichloromethane	50.000	45.748	8.5	96	0.00
60		2-Nitropropane	100.000	50.637	49.4#	57	0.00
61		2-Chloroethylvinyl Ether	50.000	44.014	12.0	88	0.00
62	P	cis-1,3-Dichloropropene	50.000	46.319	7.4	97	0.00
63	P	4-Methyl-2-pentanone	50.000	43.016	14.0	90	0.00
64	s	SURR3,Toluene-d8	50.000	51.513	-3.0	116	0.00
65	P	Toluene	50.000	53.155	-6.3	116	0.00
66	P	trans-1,3-Dichloropropene	50.000	42.973	14.1	88	0.00
67		Ethyl Methacrylate	50.000	48.085	3.8	98	0.00
68	P	1,1,2-Trichloroethane	50.000	50.232	-0.5	107	0.00
69	s	SURR2,BFB	50.000	48.467	3.1	108	0.00
70	i	d5-Chlorobenzene	50.000	50.000	0.0	115	0.00
71	P	Tetrachloroethene	50.000	53.912	-7.8	125	0.00
72	P	2-Hexanone	50.000	43.338	13.3	92	0.00
73		1,3-Dichloropropane	50.000	49.142	1.7	106	0.00
74	P	Dibromochloromethane	50.000	42.354	15.3	90	0.00
75		N-Butyl Acetate	50.000	41.364	17.3	86	0.00
76	P	1,2-Dibromoethane	50.000	48.244	3.5	102	0.00
77	P	Chlorobenzene	50.000	50.272	-0.5	110	0.00
78		1,1,1,2-Tetrachloroethane	50.000	45.030	9.9	97	0.00
79	P	Ethylbenzene	50.000	53.215	-6.4	118	0.00
80	P	(m+p)Xylene	100.000	105.028	-5.0	118	0.00
81	P	o-Xylene	50.000	50.843	-1.7	113	0.00
82	P	Styrene	50.000	51.338	-2.7	109	0.00
83	P	Bromoform	50.000	38.950	22.1#	82	0.00
84	P	Isopropylbenzene	50.000	54.396	-8.8	121	0.00
85		Cyclohexanone	1000.000	865.250	13.5	89	0.00
86		trans-1,4-Dichloro-2-Butene	50.000	39.371	21.3#	83	0.00
87	i	1,4-Dichlorobenzene-d4	50.000	50.000	0.0	117	0.00
88	P	1,1,2,2-Tetrachloroethane	50.000	47.341	5.3	107	0.00
89		Bromobenzene	50.000	47.961	4.1	108	0.00
90		1,2,3-Trichloropropane	50.000	45.494	9.0	102	0.00
91		n-Propylbenzene	50.000	54.437	-8.9	124	0.00
92		2-Chlorotoluene	50.000	50.024	-0.0	114	0.00
93		4-Chlorotoluene	50.000	50.742	-1.5	115	0.00
94		1,3,5-Trimethylbenzene	50.000	51.477	-3.0	115	0.00
95		tert-Butylbenzene	50.000	51.492	-3.0	119	0.00
96		1,2,4-Trimethylbenzene	50.000	51.014	-2.0	115	0.00
97		sec-Butylbenzene	50.000	53.823	-7.6	123	0.00
98		p-Isopropyltoluene	50.000	53.921	-7.8	122	0.00
99	P	1,3-Dclbenz	50.000	49.787	0.4	114	0.00
100	P	1,4-Dclbenz	50.000	49.237	1.5	114	0.00
101		n-Butylbenzene	50.000	58.692	-17.4	133	0.00

1st FN 06/16/21
2nd WR 06/17/21

Evaluate Continuing Calibration Report

Data Path : I:\ACQUDATA\MSVOA14\Data\061621\
Data File : F6786.D
Acq On : 16 Jun 2021 9:36 am
Operator : F.NAEGLER
Sample : CCV Inst : MSVOA14
Misc :
ALS Vial : 1 Sample Multiplier: 1

Quant Time: Jun 16 10:22:28 2021
Quant Method : I:\ACQUDATA\MSVOA14\Methods\S050321.M
Quant Title : MS#14 - 8260 SOILS 10ml PURGE
QLast Update : Tue May 04 08:45:11 2021
Response via : Initial Calibration

Min. RRF : 0.000 Min. Rel. Area : 50% Max. R.T. Dev 0.50min
Max. RRF Dev : 20% Max. Rel. Area : 200%

	Compound	Amount	Calc.	%Dev	Area%	Dev(min)
102 P	1,2-Dclbenz	50.000	48.332	3.3	110	0.00
103 P	1,2-Dibromo-3-chloropropane	50.000	38.459	23.1#	83	0.00
104	1,3,5-Trichlorobenzene	50.000	46.971	6.1	110	0.00
105 P	1,2,4-Tcbenzene	50.000	49.914	0.2	111	0.00
106	Hexachlorobt	50.000	55.145	-10.3	125	0.00
107	Naphthalen	50.000	46.862	6.3	103	0.00
108	1,2,3-Tclbenzene	50.000	48.331	3.3	106	0.00

(#) = Out of Range SPCC's out = 0 CCC's out = 0

1st FN 06/16/21
2nd WR 06/17/21

Quantitation Report (QT Reviewed)

Data Path : I:\ACQUDATA\MSVOA14\Data\061621\
Data File : F6786.D
Acq On : 16 Jun 2021 9:36 am
Operator : F.NAEGLER
Sample : CCV Inst : MSVOA14
Misc :
ALS Vial : 1 Sample Multiplier: 1

Quant Time: Jun 16 10:22:28 2021
Quant Method : I:\ACQUDATA\MSVOA14\Methods\S050321.M
Quant Title : MS#14 - 8260 SOILS 10ml PURGE
QLast Update : Tue May 04 08:45:11 2021
Response via : Initial Calibration

Compound	R.T.	QIon	Response	Conc	Units	Dev(Min)
Internal Standards						
1) Pentafluorobenzene	4.675	168	425792	50.00	ug/L	0.00
42) 1,4-Difluorobenzene	5.931	114	636784	50.00	ug/L	0.00
70) d5-Chlorobenzene	9.577	117	591311	50.00	ug/L	0.00
87) 1,4-Dichlorobenzene-d4	11.735	152	319402	50.00	ug/L	0.00
System Monitoring Compounds						
44) SURR4,Dibrflmethane	4.529	113	201584	48.77	ug/L	0.00
Spiked Amount 50.000	Range 63 - 138		Recovery = 97.54%			
47) SURR1,1,2-dichloroetha...	5.108	65	232952	49.29	ug/L	0.00
Spiked Amount 50.000	Range 67 - 128		Recovery = 98.58%			
64) SURR3,Toluene-d8	7.943	98	800872	51.51	ug/L	0.00
Spiked Amount 50.000	Range 66 - 138		Recovery = 103.02%			
69) SURR2,BFB	10.723	95	290246	48.47	ug/L	0.00
Spiked Amount 50.000	Range 31 - 154		Recovery = 96.94%			
Target Compounds						Qvalue
2) Dichlorodifluoromethane	1.042	85	208138	45.92	ug/L	99
3) Chloromethane	1.151	50	255311	50.05	ug/L	99
4) Vinyl Chloride	1.219	62	260211	55.75	ug/L	100
5) Bromomethane	1.408	94	187284	43.18	ug/L	98
6) Chloroethane	1.481	64	137243	50.94	ug/L	99
7) Freon 21	1.603	67	354142	52.65	ug/L	98
8) Trichlorofluoromethane	1.645	101	296442	49.05	ug/L	96
9) Diethyl Ether	1.846	59	175416	50.27	ug/L	98
10) Freon 123a	1.846	67	223738	53.17	ug/L	94
11) Freon 123	1.889	83	258788	52.51	ug/L	97
12) Acrolein	1.926	56	228603	263.14	ug/L	99
13) 1,1-Diclethene	2.005	96	149712	53.90	ug/L	98
14) Freon 113	2.011	101	193875	56.84	ug/L	99
15) Acetone	2.042	43	84149	55.80	ug/L	90
16) 2-Propanol	2.157	45	316632	735.13	ug/L	91
17) Iodomethane	2.115	142	202770	44.86	ug/L	99
18) Carbon Disulfide	2.170	76	453732	41.46	ug/L	99
19) Acetonitrile	2.255	41	87768	217.97	ug/L	98
20) Allyl Chloride	2.285	76	102698	54.99	ug/L #	82
21) Methyl Acetate	2.310	43	148322	42.39	ug/L	95
22) Methylene Chloride	2.389	84	203603	51.18	ug/L	95
23) TBA	2.499	59	568312	737.49	ug/L	92
24) Acrylonitrile	2.596	53	391878	240.05	ug/L	100
25) Methyl-t-Butyl Ether	2.651	73	607996	48.78	ug/L	98
26) trans-1,2-Dichloroethene	2.639	96	177851	52.77	ug/L	96
27) 1,1-Diclethane	3.060	63	344908	52.31	ug/L	98
28) Vinyl Acetate	3.139	86	43145	53.99	ug/L #	74
29) DIPE	3.175	45	535590	44.08	ug/L	95
30) 2-Chloro-1,3-Butadiene	3.169	53	265482	48.56	ug/L	95
31) ETBE	3.627	59	538918	44.97	ug/L	100
32) 2,2-Dichloropropane	3.773	77	253929	42.18	ug/L	98
33) cis-1,2-Dichloroethene	3.779	96	217279	51.65	ug/L	95
34) 2-Butanone	3.816	43	115184	46.86	ug/L	98
35) Propionitrile	3.883	54	157847	236.19	ug/L	100
36) Bromochloromethane	4.114	130	140455	48.28	ug/L	97
37) Methacrylonitrile	4.108	67	91764	48.13	ug/L	94
38) Tetrahydrofuran	4.200	42	67556	42.59	ug/L	80
39) Chloroform	4.267	83	351130	50.56	ug/L	99
40) 1,1,1-Trichloroethane	4.541	97	283016	49.99	ug/L	99

Quantitation Report (QT Reviewed)

Data Path : I:\ACQUDATA\MSVOA14\Data\061621\
Data File : F6786.D
Acq On : 16 Jun 2021 9:36 am
Operator : F.NAEGLER
Sample : CCV Inst : MSVOA14
Misc :
ALS Vial : 1 Sample Multiplier: 1

Quant Time: Jun 16 10:22:28 2021
Quant Method : I:\ACQUDATA\MSVOA14\Methods\S050321.M
Quant Title : MS#14 - 8260 SOILS 10ml PURGE
QLast Update : Tue May 04 08:45:11 2021
Response via : Initial Calibration

Compound	R.T.	QIon	Response	Conc Units	Dev(Min)
41) TAME	5.504	73	523070	45.46 ug/L	97
43) Cyclohexane	4.639	41	159243	47.47 ug/L	98
45) Carbontetrachloride	4.840	121	70344	45.65 ug/L	96
46) 1,1-Dichloropropene	4.840	75	269449	55.24 ug/L	100
48) Benzene	5.212	78	784119	53.06 ug/L	97
49) 1,2-Dichloroethane	5.248	62	273877	49.12 ug/L	99
50) Iso-Butyl Alcohol	5.248	43	231026	795.84 ug/L	98
51) n-Heptane	5.797	43	272351	64.53 ug/L	95
52) 1-Butanol	6.358	56	366812	2032.84 ug/L	98
53) Trichloroethene	6.297	130	222609	51.18 ug/L	97
54) Methylcyclohexane	6.559	55	237288	53.35 ug/L	96
55) 1,2-Diclpropane	6.602	63	209284	53.51 ug/L	100
56) Dibromomethane	6.760	93	131074	46.68 ug/L	92
57) 1,4-Dioxane	6.839	88	64867	890.23 ug/L	96
58) Methyl Methacrylate	6.882	69	155261	47.17 ug/L	93
59) Bromodichloromethane	7.016	83	249224	45.75 ug/L	98
60) 2-Nitropropane	7.333	41	71650	50.64 ug/L	99
61) 2-Chloroethylvinyl Ether	7.486	63	84344	44.01 ug/L	96
62) cis-1,3-Dichloropropene	7.620	75	298837	46.32 ug/L	99
63) 4-Methyl-2-pentanone	7.857	43	211161	43.02 ug/L	95
65) Toluene	8.022	91	887119	53.15 ug/L	98
66) trans-1,3-Dichloropropene	8.327	75	255897	42.97 ug/L	99
67) Ethyl Methacrylate	8.498	69	274993	48.09 ug/L	94
68) 1,1,2-Trichloroethane	8.522	97	192727	50.23 ug/L	99
71) Tetrachloroethene	8.668	164	176881	53.91 ug/L	98
72) 2-Hexanone	8.863	43	159265	43.34 ug/L	93
73) 1,3-Dichloropropane	8.705	76	326191	49.14 ug/L	97
74) Dibromochloromethane	8.955	129	183275	42.35 ug/L	98
75) N-Butyl Acetate	9.052	43	309056	41.36 ug/L	94
76) 1,2-Dibromoethane	9.052	107	199391	48.24 ug/L	94
77) Chlorobenzene	9.601	112	580953	50.27 ug/L	98
78) 1,1,1,2-Tetrachloroethane	9.705	131	192710	45.03 ug/L	97
79) Ethylbenzene	9.741	106	309151	53.21 ug/L	93
80) (m+p)Xylene	9.869	106	758520	105.03 ug/L	96
81) o-Xylene	10.247	106	368956	50.84 ug/L	98
82) Styrene	10.259	104	636550	51.34 ug/L	99
83) Bromoform	10.412	173	113891	38.95 ug/L	98
84) Isopropylbenzene	10.607	105	982609	54.40 ug/L	99
85) Cyclohexanone	10.656	55	830776	865.25 ug/L	98
86) trans-1,4-Dichloro-2-B...	10.930	53	53229	39.37 ug/L #	79
88) 1,1,2,2-Tetrachloroethane	10.875	83	262380	47.34 ug/L	99
89) Bromobenzene	10.845	156	260314	47.96 ug/L	97
90) 1,2,3-Trichloropropane	10.900	110	84667	45.49 ug/L	96
91) n-Propylbenzene	10.979	91	1180019	54.44 ug/L	98
92) 2-Chlorotoluene	11.034	91	686013	50.02 ug/L	99
93) 4-Chlorotoluene	11.131	91	800313	50.74 ug/L	98
94) 1,3,5-Trimethylbenzene	11.137	105	824522	51.48 ug/L	99
95) tert-Butylbenzene	11.418	119	722978	51.49 ug/L	98
96) 1,2,4-Trimethylbenzene	11.460	105	825554	51.01 ug/L	99
97) sec-Butylbenzene	11.607	105	1101769	53.82 ug/L	99
98) p-Isopropyltoluene	11.735	119	946517	53.92 ug/L	97
99) 1,3-Dclbenz	11.680	146	509927	49.79 ug/L	100
100) 1,4-Dclbenz	11.753	146	521687	49.24 ug/L	100
101) n-Butylbenzene	12.076	91	925218	58.69 ug/L	99
102) 1,2-Dclbenz	12.064	146	489857	48.33 ug/L	99
103) 1,2-Dibromo-3-chloropr...	12.698	157	55487	38.46 ug/L	95

1st FN 06/16/21
2nd WR 06/17/21

Quantitation Report (QT Reviewed)

Data Path : I:\ACQUDATA\MSVOA14\Data\061621\
Data File : F6786.D
Acq On : 16 Jun 2021 9:36 am
Operator : F.NAEGLER
Sample : CCV Inst : MSVOA14
Misc :
ALS Vial : 1 Sample Multiplier: 1

Quant Time: Jun 16 10:22:28 2021
Quant Method : I:\ACQUDATA\MSVOA14\Methods\S050321.M
Quant Title : MS#14 - 8260 SOILS 10ml PURGE
QLast Update : Tue May 04 08:45:11 2021
Response via : Initial Calibration

Compound	R.T.	QIon	Response	Conc Units	Dev(Min)
104) 1,3,5-Trichlorobenzene	12.875	180	366543	46.97 ug/L	99
105) 1,2,4-Tcbenzene	13.362	180	387108	49.91 ug/L	99
106) Hexachlorobt	13.509	225	204784	55.14 ug/L	98
107) Naphthalen	13.551	128	918973	46.86 ug/L	99
108) 1,2,3-Tclbenzene	13.740	180	365767	48.33 ug/L	98

(#) = qualifier out of range (m) = manual integration (+) = signals summed

Quantitation Report (QT Reviewed)

Data Path : I:\ACQUDATA\MSVOA14\Data\061621\
Data File : F6786.D
Acq On : 16 Jun 2021 9:36 am
Operator : F.NAEGLER
Sample : CCV Inst : MSVOA14
Misc :
ALS Vial : 1 Sample Multiplier: 1

Quant Time: Jun 16 10:22:28 2021
Quant Method : I:\ACQUDATA\MSVOA14\Methods\S050321.M
Quant Title : MS#14 - 8260 SOILS 10ml PURGE
QLast Update : Tue May 04 08:45:11 2021
Response via : Initial Calibration

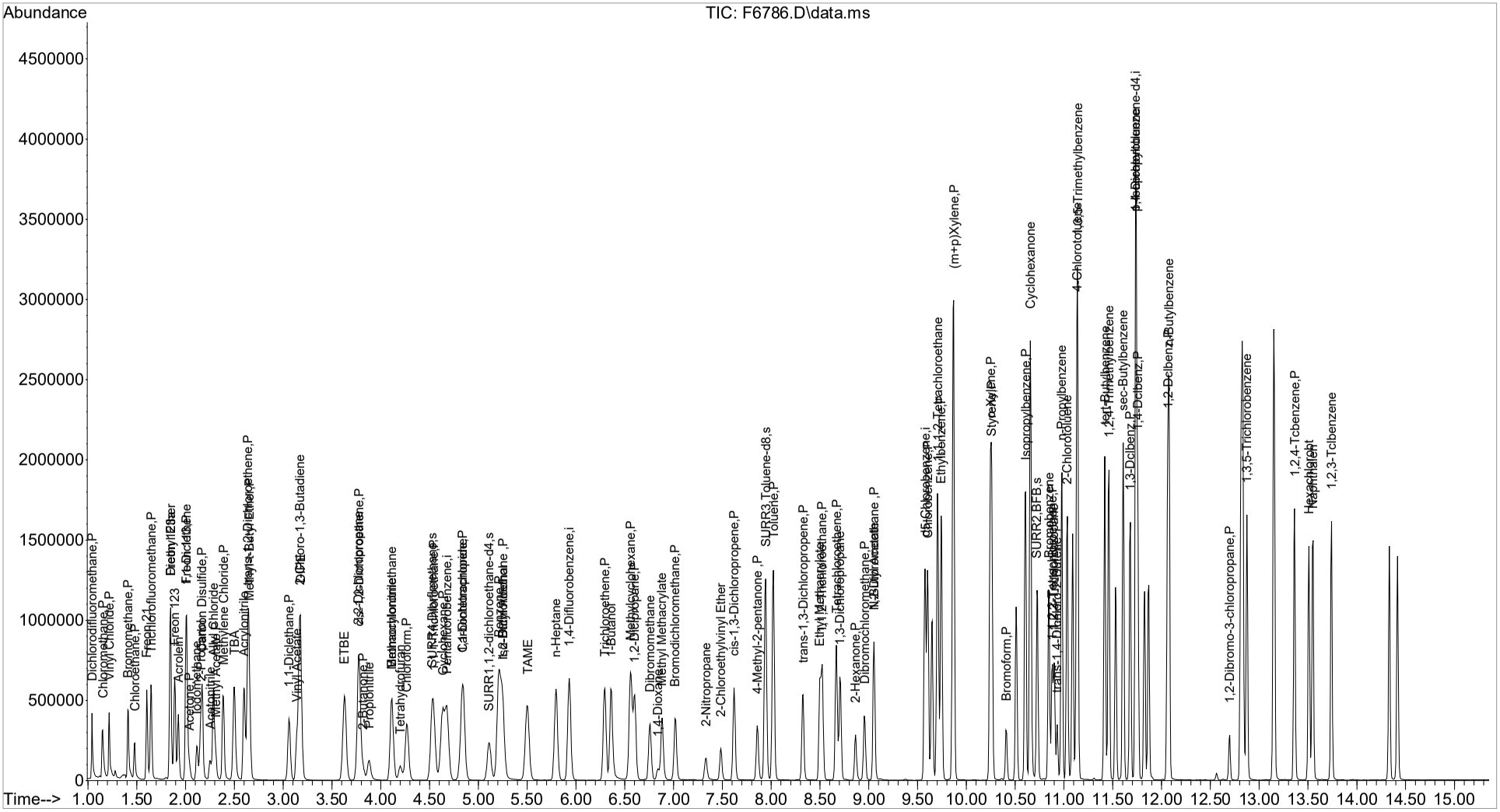

1st FJ 06/16/21
2nd 06/17/21

BFB

Data Path : I:\ACQUDATA\MSVOA14\Data\061621\
Data File : F6784.D
Acq On : 16 Jun 2021 8:30 am
Operator : F.NAEGLER
Sample : TUNE Inst : MSVOA14
Misc :
ALS Vial : 3 Sample Multiplier: 1

Integration File: CPD4.P

Method : I:\ACQUDATA\MSVOA14\Methods\S050321.M
Title : MS#14 - 8260 SOILS 10ml PURGE
Last Update : Tue May 04 08:45:11 2021

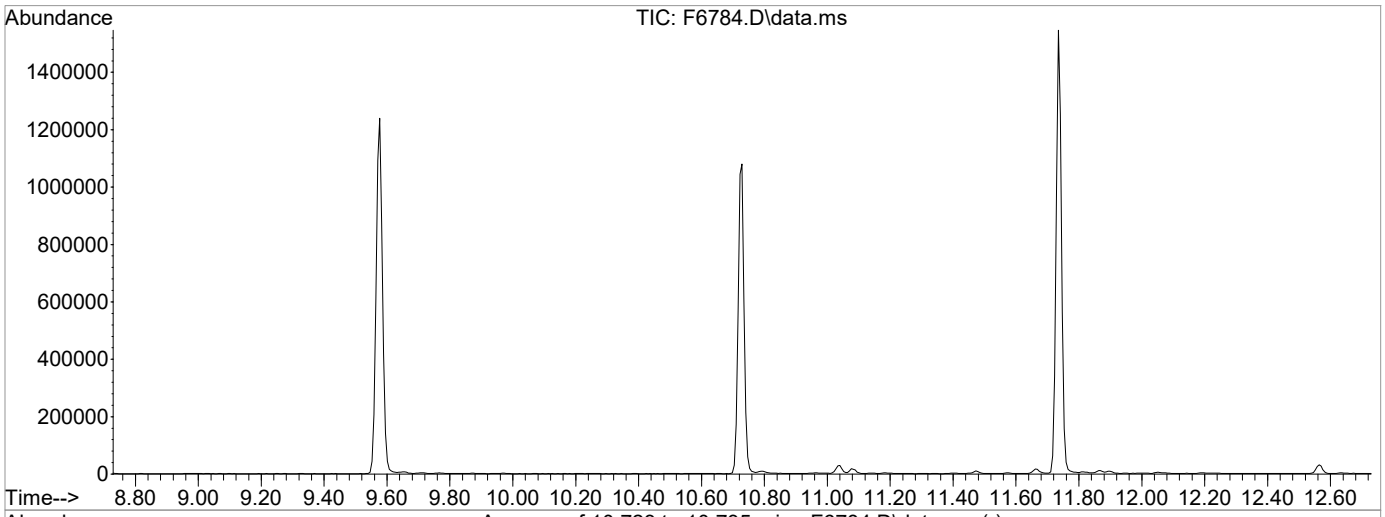

AutoFind: Scans 1597, 1598, 1599; Background Corrected with Scan 1591

Target Mass	Rel. to Mass	Lower Limit%	Upper Limit%	Rel. Abn%	Raw Abn	Result Pass/Fail
50	95	15	40	19.1	33147	PASS
75	95	30	60	50.1	87093	PASS
95	95	100	100	100.0	173773	PASS
96	95	5	9	6.7	11649	PASS
173	174	0.00	2	1.4	2312	PASS
174	95	50	120	93.5	162541	PASS
175	174	5	9	7.5	12269	PASS
176	174	95	101	98.3	159781	PASS
177	176	5	9	6.8	10938	PASS

Quantitation Report (QT Reviewed)

Data Path : I:\ACQUDATA\MSVOA14\Data\050321\
Data File : F5412.D
Acq On : 3 May 2021 1:19 pm
Operator : F.NAEGLER
Sample : 50 PPB ICV Inst : MSVOA14
Misc :
ALS Vial : 12 Sample Multiplier: 1

Quant Time: May 04 09:10:53 2021
Quant Method : I:\ACQUDATA\MSVOA14\Methods\S050321.M
Quant Title : MS#14 - 8260 SOILS 10ml PURGE
QLast Update : Tue May 04 08:45:11 2021
Response via : Initial Calibration

Compound	R.T.	QIon	Response	Conc	Units	Dev(Min)
Internal Standards						
1) Pentafluorobenzene	4.681	168	372617	50.00	ug/L	0.00
42) 1,4-Difluorobenzene	5.931	114	554515	50.00	ug/L	0.00
70) d5-Chlorobenzene	9.576	117	500015	50.00	ug/L	0.00
87) 1,4-Dichlorobenzene-d4	11.735	152	262903	50.00	ug/L	0.00
System Monitoring Compounds						
44) SURR4,Dibrflmethane	4.529	113	186499	51.81	ug/L	0.00
Spiked Amount 50.000	Range 63 - 138		Recovery = 103.62%			
47) SURR1,1,2-dichloroetha...	5.114	65	209677	50.95	ug/L	0.00
Spiked Amount 50.000	Range 67 - 128		Recovery = 101.90%			
64) SURR3,Toluene-d8	7.943	98	694524	51.30	ug/L	0.00
Spiked Amount 50.000	Range 66 - 138		Recovery = 102.60%			
69) SURR2,BFB	10.729	95	265415	50.90	ug/L	0.00
Spiked Amount 50.000	Range 31 - 154		Recovery = 101.80%			
Target Compounds						Qvalue
2) Dichlorodifluoromethane	1.042	85	154818	39.03	ug/L	98
3) Chloromethane	1.145	50	206577	46.28	ug/L	99
4) Vinyl Chloride	1.218	62	176171	43.13	ug/L	100
5) Bromomethane	1.413	94	173753	46.42	ug/L	100
6) Chloroethane	1.481	64	109155	46.30	ug/L	99
7) Freon 21	1.602	67	276446	46.97	ug/L	99
8) Trichlorofluoromethane	1.645	101	228744	43.25	ug/L	99
9) Diethyl Ether	1.846	59	152374	49.90	ug/L	98
10) Freon 123a	1.846	67	209454	56.88	ug/L	92
11) Freon 123	1.889	83	213014	49.39	ug/L	99
12) Acrolein	1.926	56	60950	80.17	ug/L	90
13) 1,1-Diclethene	2.005	96	129925	53.45	ug/L	96
14) Freon 113	2.011	101	122568	41.06	ug/L	98
15) Acetone	2.041	43	70544	53.33	ug/L	98
16) 2-Propanol	2.169	45	349883	928.26	ug/L	99
17) Iodomethane	2.121	142	138360	35.82	ug/L	100
18) Carbon Disulfide	2.169	76	408088	42.61	ug/L	99
19) Acetonitrile	2.255	41	93271	264.70	ug/L	98
20) Allyl Chloride	2.285	76	66763	40.85	ug/L	98
21) Methyl Acetate	2.310	43	152543	49.81	ug/L	99
22) Methylene Chloride	2.389	84	161681	46.39	ug/L	97
23) TBA	2.511	59	627696	930.79	ug/L	100
24) Acrylonitrile	2.602	53	358443	250.91	ug/L	100
25) Methyl-t-Butyl Ether	2.651	73	515464	47.26	ug/L	100
26) trans-1,2-Dichloroethene	2.639	96	141772	48.07	ug/L	97
27) 1,1-Diclethane	3.059	63	259324	44.94	ug/L	98
28) Vinyl Acetate	3.145	86	30885	44.16	ug/L	98
29) DIPE	3.181	45	542188	51.00	ug/L	97
30) 2-Chloro-1,3-Butadiene	3.169	53	222799	46.57	ug/L	97
31) ETBE	3.633	59	500610	47.73	ug/L	98
32) 2,2-Dichloropropane	3.779	77	207928	39.47	ug/L	97
33) cis-1,2-Dichloroethene	3.779	96	177256	48.15	ug/L	95
34) 2-Butanone	3.822	43	107710	50.08	ug/L	94
35) Propionitrile	3.882	54	147042	251.42	ug/L	96
36) Bromochloromethane	4.114	130	119810	47.07	ug/L	98
37) Methacrylonitrile	4.114	67	82323	49.34	ug/L	88
38) Tetrahydrofuran	4.199	42	64792	46.68	ug/L	97
39) Chloroform	4.273	83	277391	45.65	ug/L	99
40) 1,1,1-Trichloroethane	4.547	97	215529	43.50	ug/L	97

Quantitation Report (QT Reviewed)

Data Path : I:\ACQUDATA\MSVOA14\Data\050321\
Data File : F5412.D
Acq On : 3 May 2021 1:19 pm
Operator : F.NAEGLER
Sample : 50 PPB ICV Inst : MSVOA14
Misc :
ALS Vial : 12 Sample Multiplier: 1

Quant Time: May 04 09:10:53 2021
Quant Method : I:\ACQUDATA\MSVOA14\Methods\S050321.M
Quant Title : MS#14 - 8260 SOILS 10ml PURGE
QLast Update : Tue May 04 08:45:11 2021
Response via : Initial Calibration

Compound	R.T.	QIon	Response	Conc Units	Dev(Min)
41) TAME	5.504	73	525906	52.22 ug/L	99
43) Cyclohexane	4.632	41	143427	49.09 ug/L	96
45) Carbontetrachloride	4.840	121	55909	41.67 ug/L	96
46) 1,1-Dichloropropene	4.846	75	175361	41.29 ug/L	99
48) Benzene	5.212	78	568422	44.17 ug/L	99
49) 1,2-Dichloroethane	5.254	62	234160	48.23 ug/L	98
50) Iso-Butyl Alcohol	5.260	43	254056	1005.02 ug/L	98
51) n-Heptane	5.797	43	146268	39.80 ug/L	97
52) 1-Butanol	6.370	56	425139	2705.64 ug/L	100
53) Trichloroethene	6.297	130	172420	45.52 ug/L	98
54) Methylcyclohexane	6.565	55	190378	49.15 ug/L	98
55) 1,2-Diclpropane	6.601	63	164844	48.40 ug/L	98
56) Dibromomethane	6.760	93	115909	47.40 ug/L	96
57) 1,4-Dioxane	6.851	88	66263	1044.31 ug/L	94
58) Methyl Methacrylate	6.882	69	145922	50.91 ug/L	99
59) Bromodichloromethane	7.022	83	226131	47.67 ug/L	99
60) 2-Nitropropane	7.333	41	113914	95.91 ug/L	100
61) 2-Chloroethylvinyl Ether	7.485	63	89182	52.78 ug/L	99
62) cis-1,3-Dichloropropene	7.620	75	265799	47.31 ug/L	100
63) 4-Methyl-2-pentanone	7.857	43	225156	52.67 ug/L	99
65) Toluene	8.022	91	626862	43.13 ug/L	100
66) trans-1,3-Dichloropropene	8.327	75	255463	49.27 ug/L	100
67) Ethyl Methacrylate	8.497	69	223423	44.86 ug/L	97
68) 1,1,2-Trichloroethane	8.522	97	161802	48.43 ug/L	100
71) Tetrachloroethene	8.668	164	114034	41.10 ug/L	97
72) 2-Hexanone	8.863	43	167910	54.03 ug/L	100
73) 1,3-Dichloropropane	8.711	76	273134	48.66 ug/L	97
74) Dibromochloromethane	8.955	129	171807	46.95 ug/L	99
75) N-Butyl Acetate	9.052	43	309681	49.02 ug/L	100
76) 1,2-Dibromoethane	9.052	107	172588	49.38 ug/L	98
77) Chlorobenzene	9.607	112	435709	44.59 ug/L	99
78) 1,1,1,2-Tetrachloroethane	9.705	131	172016	47.53 ug/L	98
79) Ethylbenzene	9.747	106	215181	43.80 ug/L	96
80) (m+p)Xylene	9.869	106	530581	86.88 ug/L	97
81) o-Xylene	10.247	106	272331	44.38 ug/L	99
82) Styrene	10.259	104	478537	45.64 ug/L	98
83) Bromoform	10.412	173	125172	50.62 ug/L	100
84) Isopropylbenzene	10.607	105	644890	42.22 ug/L	99
85) Cyclohexanone	10.656	55	855902	1054.18 ug/L	100
86) trans-1,4-Dichloro-2-B...	10.930	53	55595	48.63 ug/L	99
88) 1,1,2,2-Tetrachloroethane	10.881	83	210929	46.24 ug/L	99
89) Bromobenzene	10.845	156	204805	45.84 ug/L	99
90) 1,2,3-Trichloropropane	10.899	110	75932	49.57 ug/L	98
91) n-Propylbenzene	10.979	91	759051	42.54 ug/L	99
92) 2-Chlorotoluene	11.034	91	470007	41.64 ug/L	98
93) 4-Chlorotoluene	11.131	91	556509	42.87 ug/L	100
94) 1,3,5-Trimethylbenzene	11.143	105	579321	43.94 ug/L	99
95) tert-Butylbenzene	11.418	119	496342	42.95 ug/L	99
96) 1,2,4-Trimethylbenzene	11.460	105	581988	43.69 ug/L	100
97) sec-Butylbenzene	11.607	105	708958	42.08 ug/L	100
98) p-Isopropyltoluene	11.735	119	607063	42.02 ug/L	99
99) 1,3-Dclbenz	11.680	146	356690	42.31 ug/L	99
100) 1,4-Dclbenz	11.759	146	362662	41.58 ug/L	99
101) n-Butylbenzene	12.076	91	536926	41.38 ug/L	99
102) 1,2-Dclbenz	12.064	146	368741	44.20 ug/L	100
103) 1,2-Dibromo-3-chloropr...	12.698	157	59806	50.36 ug/L	97

1st FN 05/04/21
2nd WR 05/04/21

Quantitation Report (QT Reviewed)

Data Path : I:\ACQUDATA\MSVOA14\Data\050321\
Data File : F5412.D
Acq On : 3 May 2021 1:19 pm
Operator : F.NAEGLER
Sample : 50 PPB ICV Inst : MSVOA14
Misc :
ALS Vial : 12 Sample Multiplier: 1

Quant Time: May 04 09:10:53 2021
Quant Method : I:\ACQUDATA\MSVOA14\Methods\S050321.M
Quant Title : MS#14 - 8260 SOILS 10ml PURGE
QLast Update : Tue May 04 08:45:11 2021
Response via : Initial Calibration

Compound	R.T.	QIon	Response	Conc Units	Dev(Min)
104) 1,3,5-Trichlorobenzene	12.875	180	276138	42.99 ug/L	100
105) 1,2,4-Tcbenzene	13.362	180	264646	41.46 ug/L	100
106) Hexachlorobt	13.509	225	129272	42.29 ug/L	98
107) Naphthalen	13.551	128	777426	48.16 ug/L	99
108) 1,2,3-Tclbenzene	13.740	180	278532	44.71 ug/L	99

(#) = qualifier out of range (m) = manual integration (+) = signals summed

Quantitation Report (QT Reviewed)

Data Path : I:\ACQUDATA\MSVOA14\Data\050321\
Data File : F5412.D
Acq On : 3 May 2021 1:19 pm
Operator : F.NAEGLER
Sample : 50 PPB ICV Inst : MSVOA14
Misc :
ALS Vial : 12 Sample Multiplier: 1

Quant Time: May 04 09:10:53 2021
Quant Method : I:\ACQUDATA\MSVOA14\Methods\S050321.M
Quant Title : MS#14 - 8260 SOILS 10ml PURGE
QLast Update : Tue May 04 08:45:11 2021
Response via : Initial Calibration

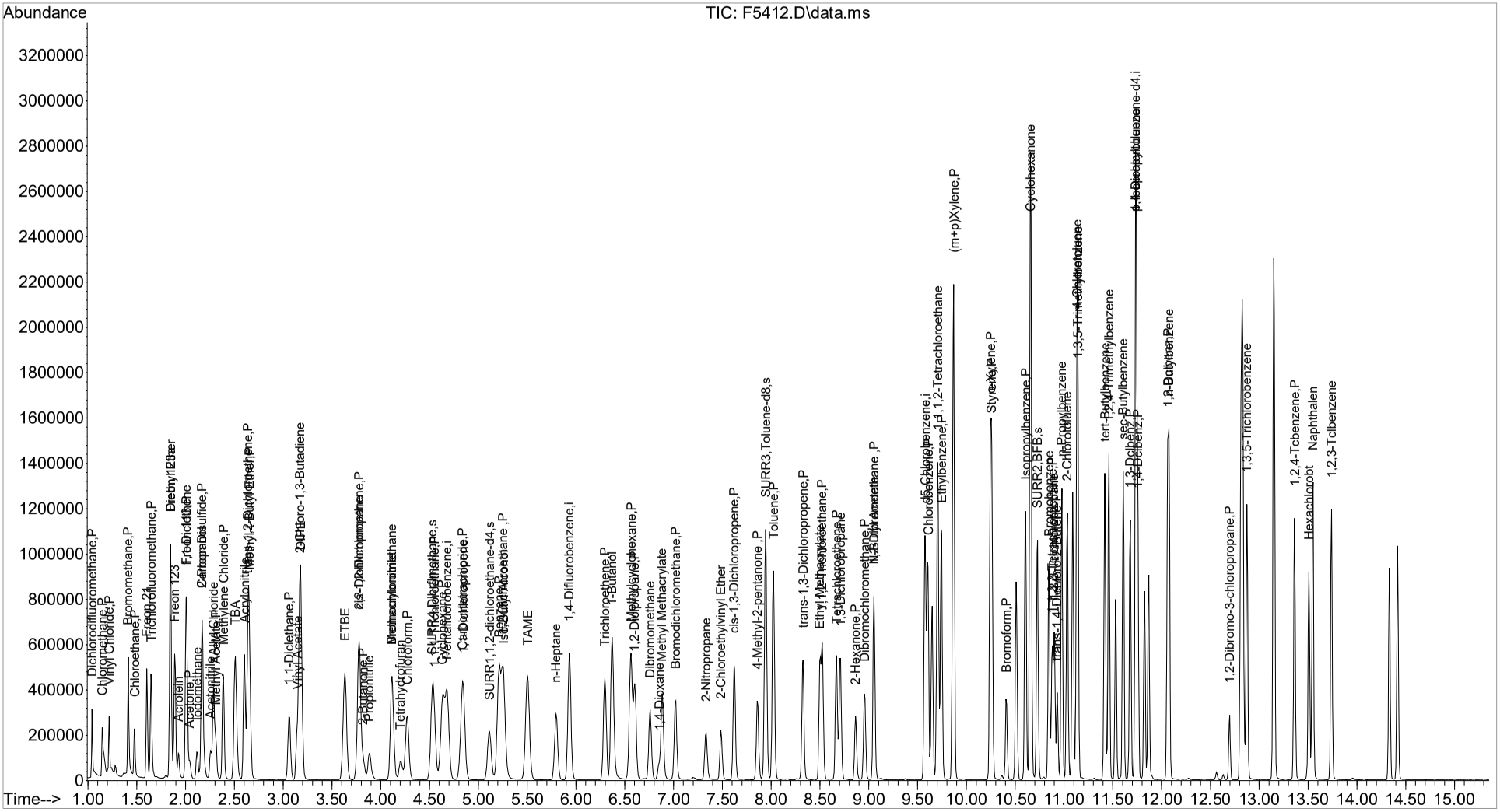

1st FJ 05/04/21
2nd 05/04/21

BFB

Data Path : I:\ACQUDATA\MSVOA14\Data\050321\
Data File : F5400.D
Acq On : 3 May 2021 8:31 am
Operator : F.NAEGLER
Sample : TUNE Inst : MSVOA14
Misc :
ALS Vial : 3 Sample Multiplier: 1

Integration File: CPD4.P

Method : I:\ACQUDATA\MSVOA14\Methods\S050321.M
Title : MS#14 - 8260 SOILS 10ml PURGE
Last Update : Wed Feb 03 10:13:14 2021

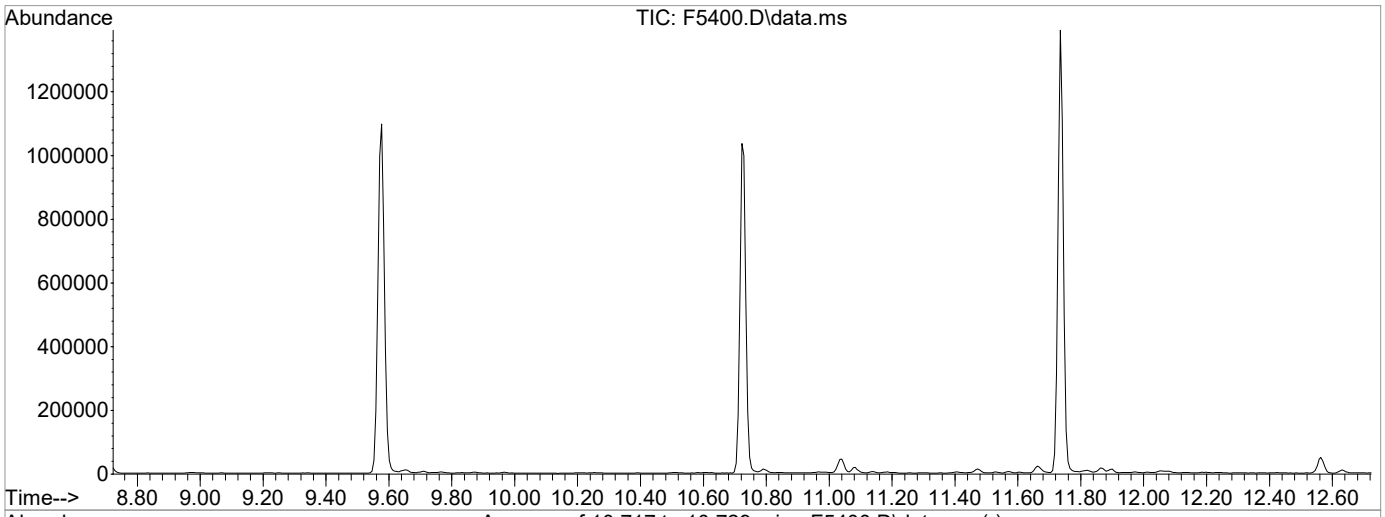

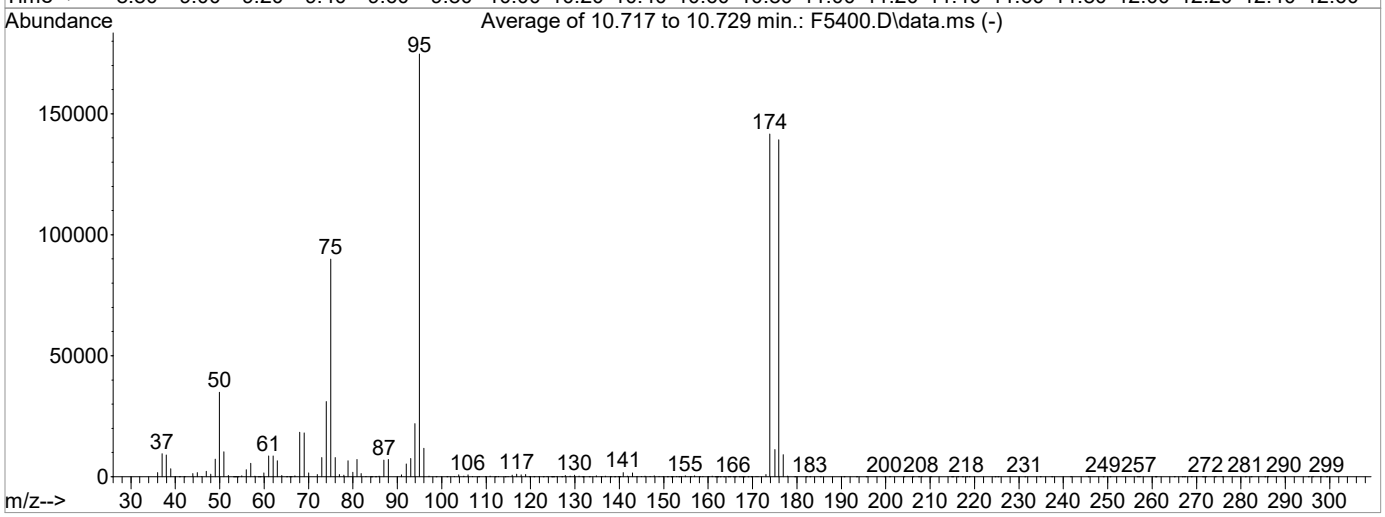

AutoFind: Scans 1596, 1597, 1598; Background Corrected with Scan 1591

Target Mass	Rel. to Mass	Lower Limit%	Upper Limit%	Rel. Abn%	Raw Abn	Result Pass/Fail
50	95	15	40	20.0	34935	PASS
75	95	30	60	51.5	89936	PASS
95	95	100	100	100.0	174690	PASS
96	95	5	9	6.8	11795	PASS
173	174	0.00	2	0.7	988	PASS
174	95	50	120	81.1	141653	PASS
175	174	5	9	7.9	11189	PASS
176	174	95	101	98.3	139299	PASS
177	176	5	9	6.6	9165	PASS

1st FN 05/04/21
2nd WR 05/04/21

Quantitation Report (QT Reviewed)

Data Path : I:\ACQUDATA\MSVOA14\Data\050321\
Data File : F5401.D
Acq On : 3 May 2021 9:02 am
Operator : F.NAEGLER
Sample : ICALBLK Inst : MSVOA14
Misc :
ALS Vial : 1 Sample Multiplier: 1

Quant Time: May 04 09:35:25 2021
Quant Method : I:\ACQUDATA\MSVOA14\Methods\S050321.M
Quant Title : MS#14 - 8260 SOILS 10ml PURGE
QLast Update : Tue May 04 08:45:11 2021
Response via : Initial Calibration

Compound	R.T.	QIon	Response	Conc	Units	Dev(Min)
Internal Standards						
1) Pentafluorobenzene	4.681	168	386821	50.00	ug/L	0.00
42) 1,4-Difluorobenzene	5.931	114	571252	50.00	ug/L	0.00
70) d5-Chlorobenzene	9.577	117	512459	50.00	ug/L	0.00
87) 1,4-Dichlorobenzene-d4	11.735	152	265183	50.00	ug/L	0.00
System Monitoring Compounds						
44) SURR4,Dibrflmethane	4.529	113	187583	50.59	ug/L	0.00
Spiked Amount 50.000	Range 63 - 138		Recovery = 101.18%			
47) SURR1,1,2-dichloroetha...	5.108	65	215113	50.73	ug/L	0.00
Spiked Amount 50.000	Range 67 - 128		Recovery = 101.46%			
64) SURR3,Toluene-d8	7.943	98	707545	50.73	ug/L	0.00
Spiked Amount 50.000	Range 66 - 138		Recovery = 101.46%			
69) SURR2,BFB	10.723	95	262849	48.93	ug/L	0.00
Spiked Amount 50.000	Range 31 - 154		Recovery = 97.86%			
Target Compounds						Qvalue
5) Bromomethane	1.420	94	1921	0.25	ug/L	91
15) Acetone	2.048	43	2718	Below Cal		96
17) Iodomethane	2.121	142	2199	3.46	ug/L	86
18) Carbon Disulfide	2.169	76	3387	0.34	ug/L	90
21) Methyl Acetate	2.316	43	883	0.28	ug/L	78
22) Methylene Chloride	2.389	84	1913	Below Cal #		85
38) Tetrahydrofuran	4.218	42	892	0.62	ug/L	84

(#) = qualifier out of range (m) = manual integration (+) = signals summed

Quantitation Report (QT Reviewed)

Data Path : I:\ACQUDATA\MSVOA14\Data\050321\
Data File : F5401.D
Acq On : 3 May 2021 9:02 am
Operator : F.NAEGLER
Sample : ICALBLK Inst : MSVOA14
Misc :
ALS Vial : 1 Sample Multiplier: 1

Quant Time: May 04 09:35:25 2021
Quant Method : I:\ACQUDATA\MSVOA14\Methods\S050321.M
Quant Title : MS#14 - 8260 SOILS 10ml PURGE
QLast Update : Tue May 04 08:45:11 2021
Response via : Initial Calibration

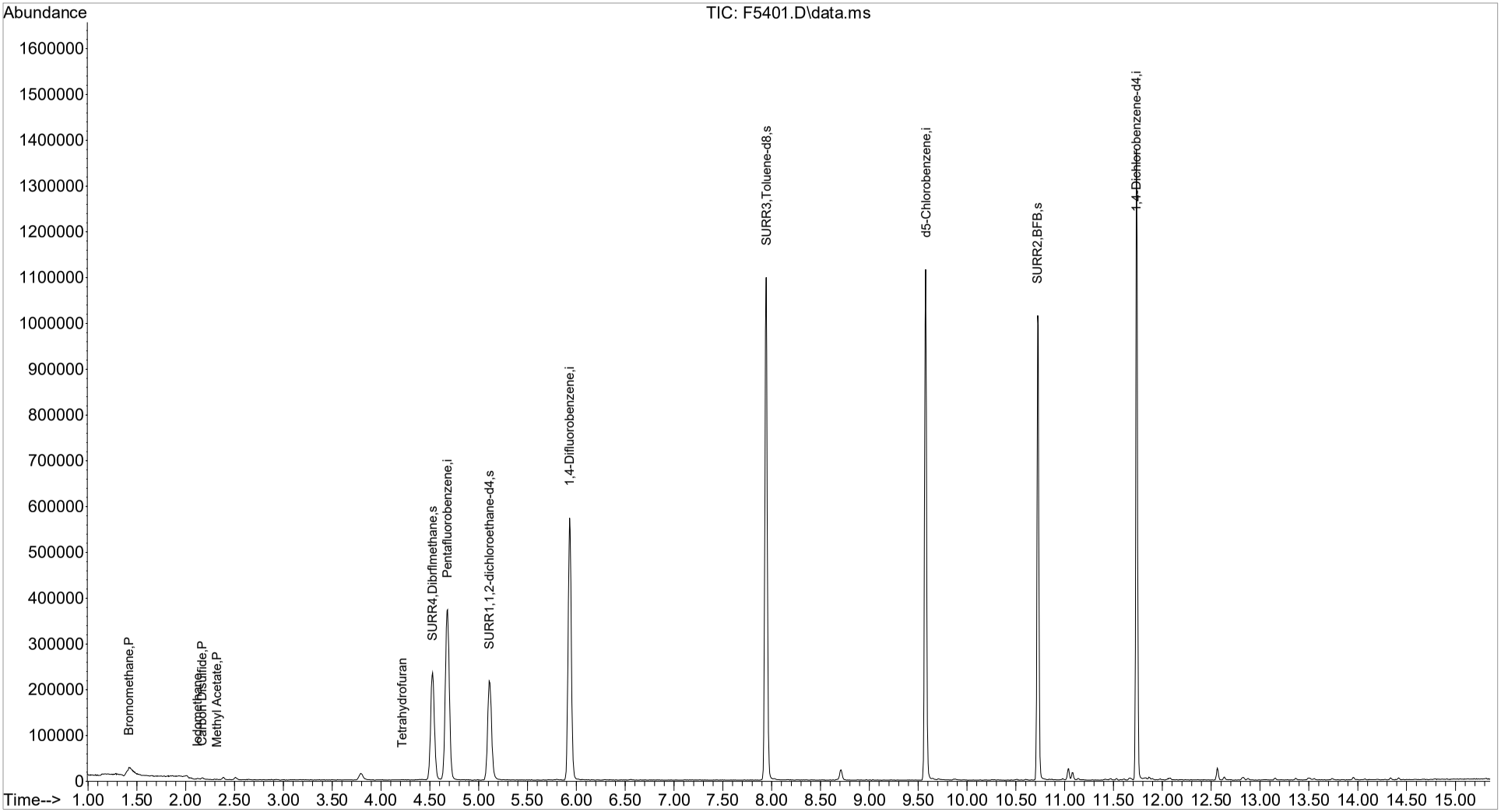

1st FN 05/04/21
2nd NR 05/04/21

1st FN 05/04/21
2nd KR 05/04/21

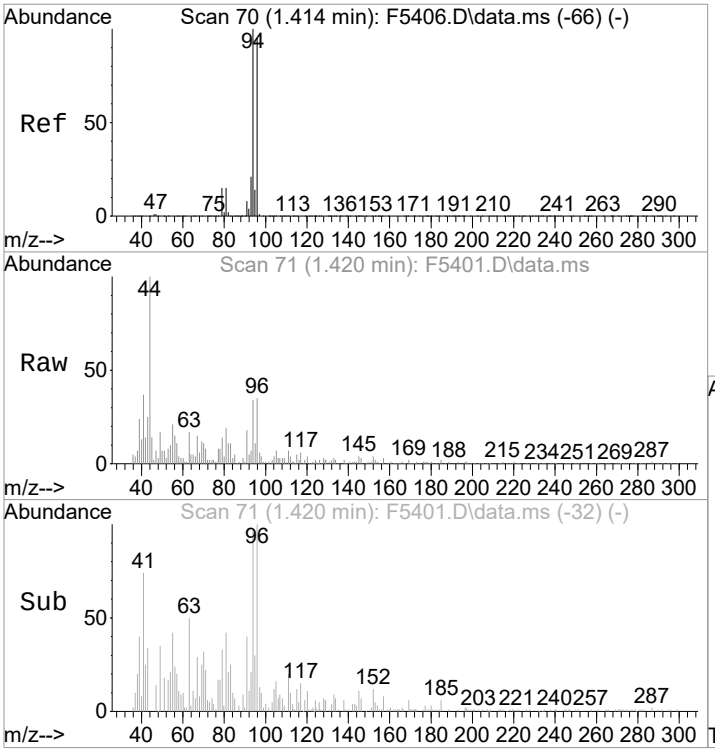

#5
Bromomethane
Concen: 0.25 ug/L
RT: 1.420 min Scan# 71
Delta R.T. 0.013 min
Lab File: F5401.D
Acq: 3 May 2021 9:02 am

Tgt Ion: 94 Resp: 1921

Ion	Ratio	Lower	Upper
94	100		
96	103.4	74.9	114.9

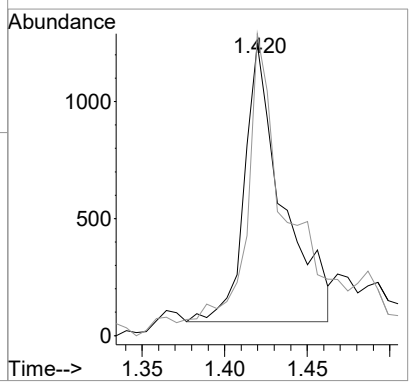

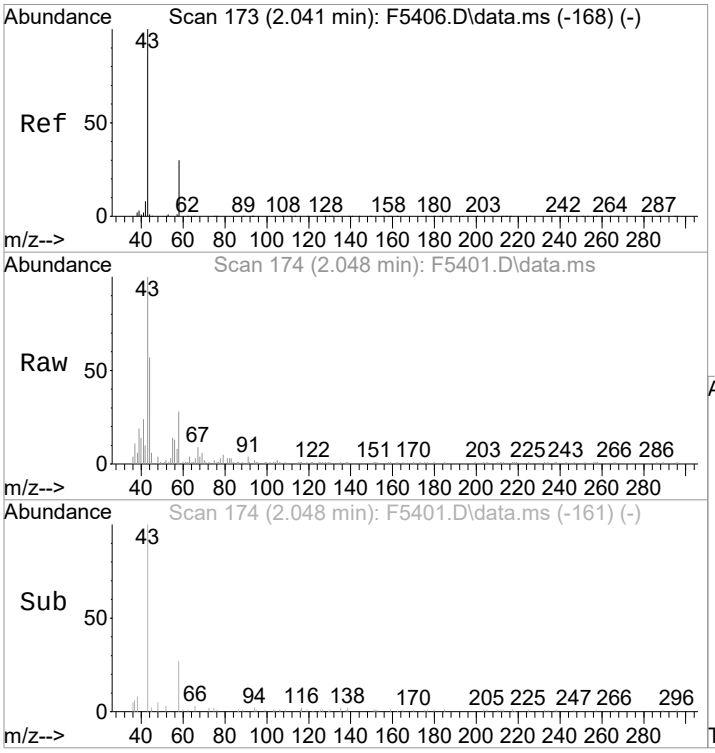

#15
Acetone
Concen: Below Cal
RT: 2.048 min Scan# 174
Delta R.T. 0.007 min
Lab File: F5401.D
Acq: 3 May 2021 9:02 am

Tgt Ion: 43 Resp: 2718

Ion	Ratio	Lower	Upper
43	100		
58	27.5	8.9	48.9
42	10.3	0.0	27.9

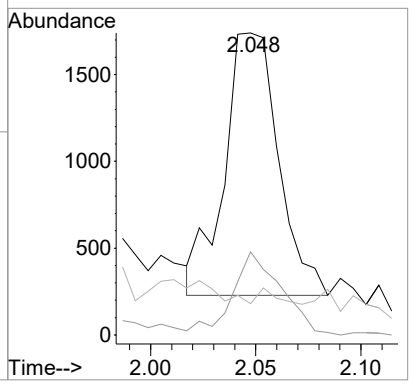

1st FN 05/04/21
2nd KR 05/04/21

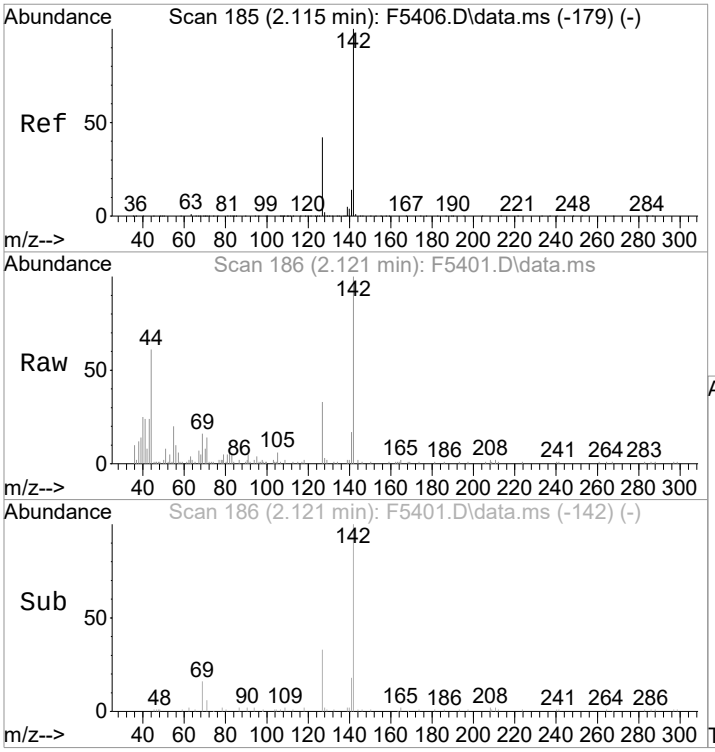

#17
Iodomethane
Concen: 3.46 ug/L
RT: 2.121 min Scan# 186
Delta R.T. 0.007 min
Lab File: F5401.D
Acq: 3 May 2021 9:02 am

Tgt Ion:142 Resp: 2199

Ion	Ratio	Lower	Upper
142	100		
127	33.2	22.2	62.2

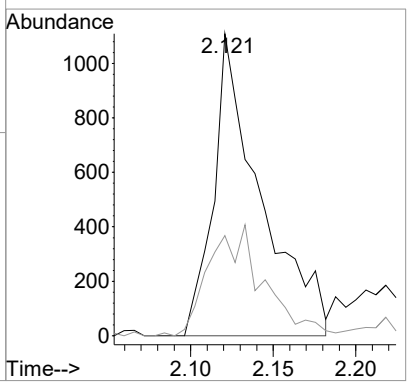

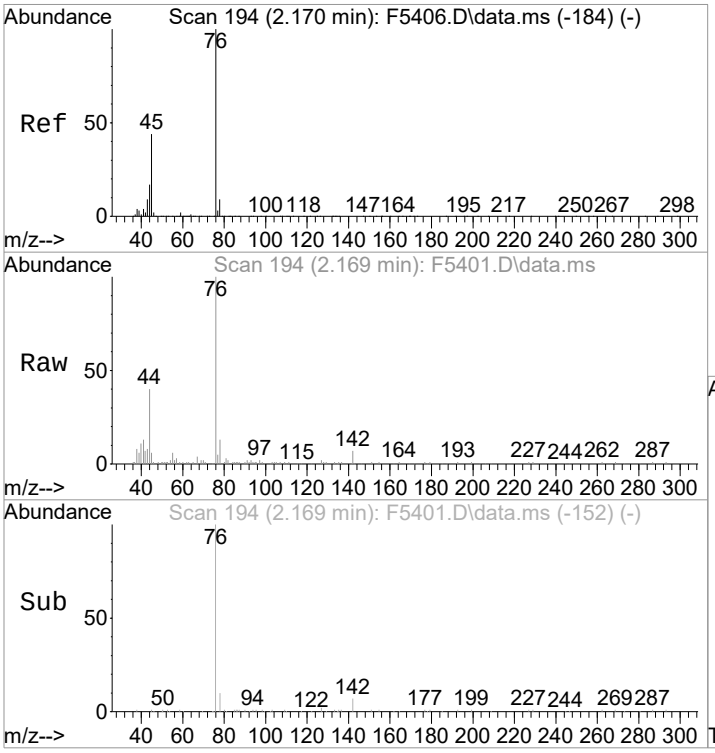

#18
Carbon Disulfide
Concen: 0.34 ug/L
RT: 2.169 min Scan# 194
Delta R.T. -0.000 min
Lab File: F5401.D
Acq: 3 May 2021 9:02 am

Tgt Ion: 76 Resp: 3387

Ion	Ratio	Lower	Upper
76	100		
78	12.8	0.0	29.0
77	5.3	0.0	22.6

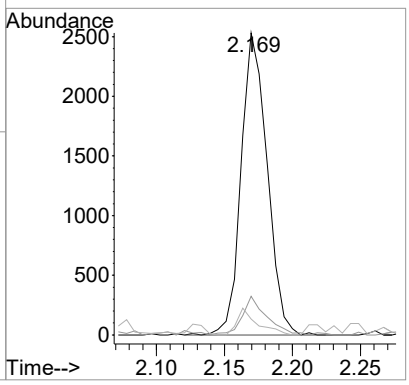

1st FN 05/04/21
2nd KR 05/04/21

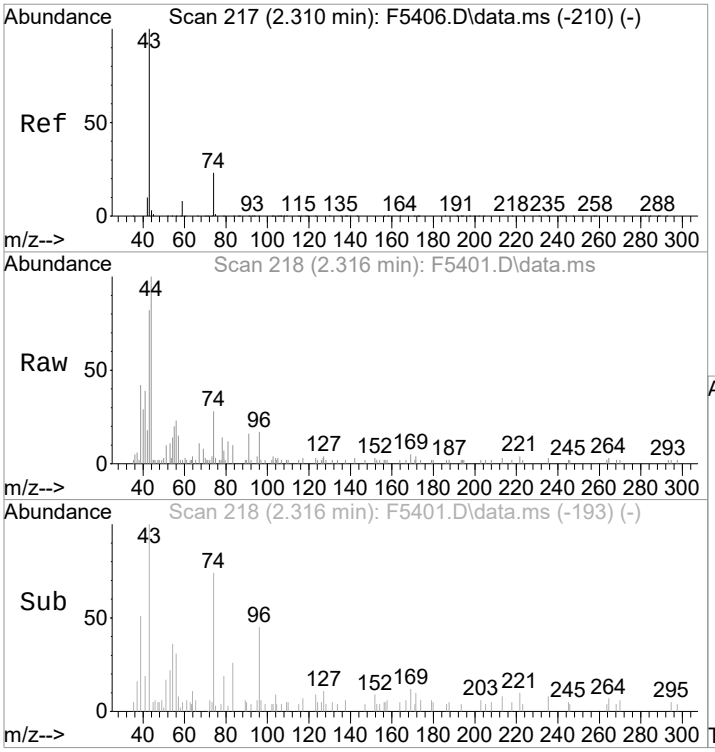

#21
Methyl Acetate
Concen: 0.28 ug/L
RT: 2.316 min Scan# 218
Delta R.T. 0.012 min
Lab File: F5401.D
Acq: 3 May 2021 9:02 am

Tgt Ion: 43 Resp: 883

Ion	Ratio	Lower	Upper
43	100		
59	2.3	0.0	28.5
74	34.7	3.4	43.4

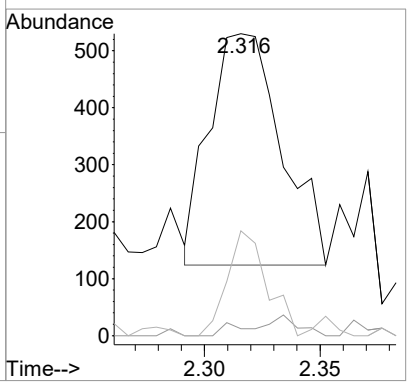

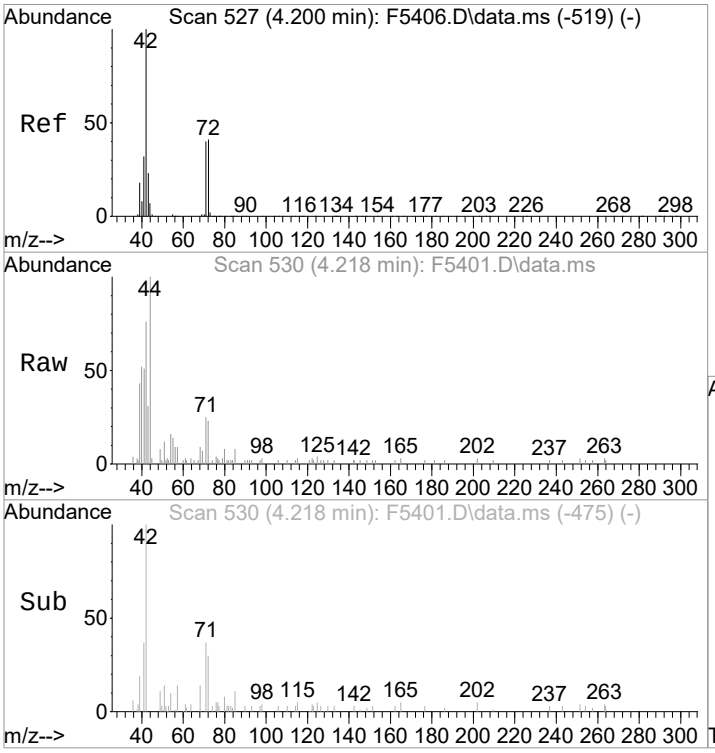

#38
Tetrahydrofuran
Concen: 0.62 ug/L
RT: 4.218 min Scan# 530
Delta R.T. 0.018 min
Lab File: F5401.D
Acq: 3 May 2021 9:02 am

Tgt Ion: 42 Resp: 892

Ion	Ratio	Lower	Upper
42	100		
72	30.5	20.6	60.6

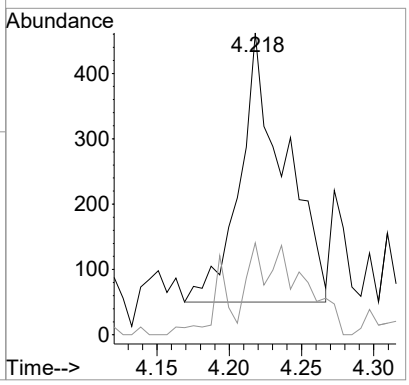

1st FN 05/04/21
2nd KR 05/04/21

Quantitation Report (Qedit)

Data Path : I:\ACQUDATA\MSVOA14\Data\050321\
Data File : F5402.D
Acq On : 3 May 2021 9:26 am
Operator : F.NAEGLER
Sample : 1 PPB STD Inst : MSVOA14
Misc :
ALS Vial : 2 Sample Multiplier: 1

Quant Time: May 04 08:35:22 2021
Quant Method : I:\ACQUDATA\MSVOA14\Methods\S050321.M
Quant Title : MS#14 - 8260 SOILS 10ml PURGE
QLast Update : Wed Feb 03 10:13:14 2021
Response via : Initial Calibration

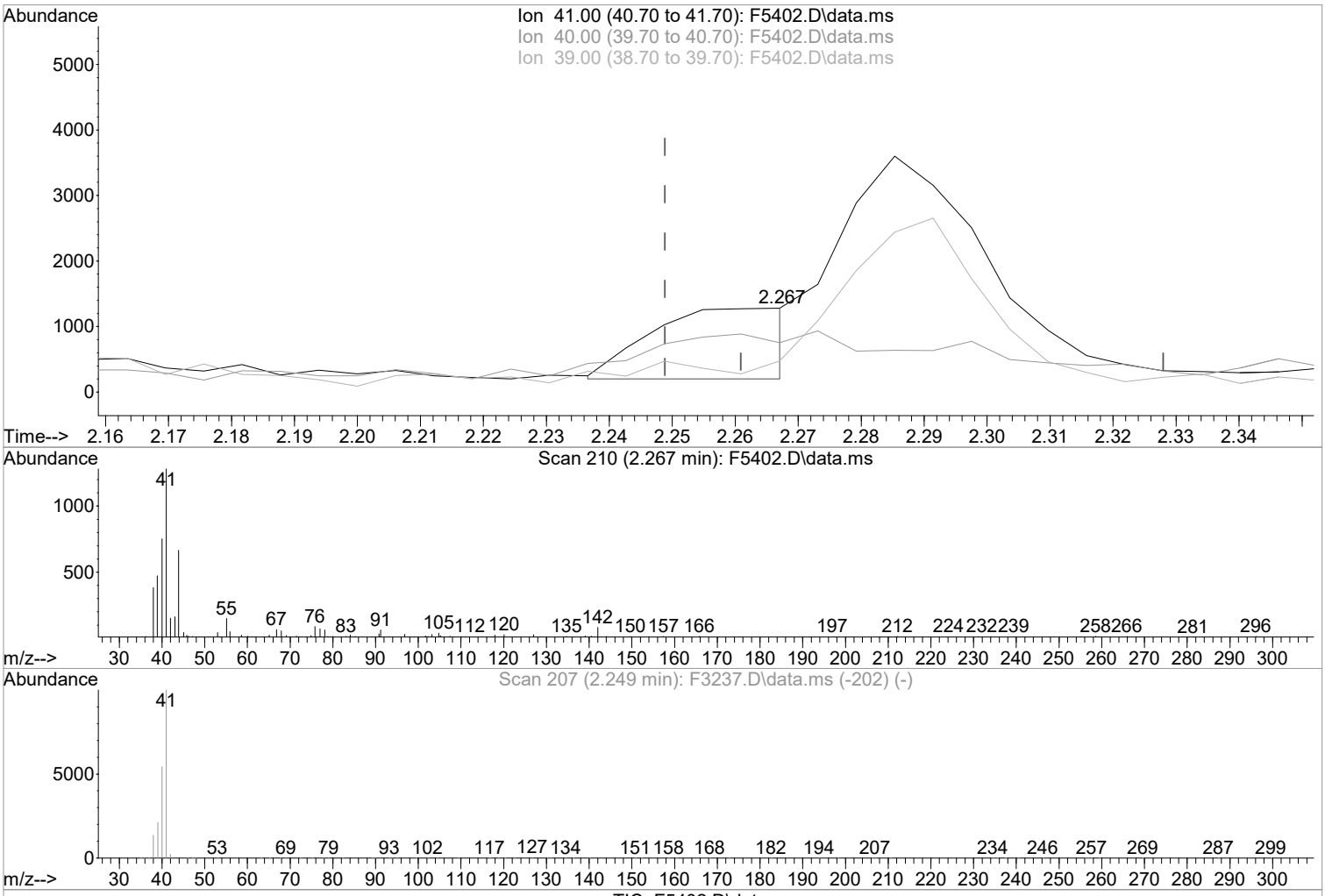

TIC: F5402.D\data.ms

(19) Acetonitrile

2.267min (+0.018) 4.70 ug/L m

response 1647

Ion	Exp%	Act%
41.00	100	100
40.00	54.40	58.78
39.00	21.70	36.92
0.00	0.00	0.00

Manual Integration:

After

Poor integration.

05/04/21

1st FN 05/04/21
2nd KR 05/04/21

Quantitation Report (Qedit)

Data Path : I:\ACQUDATA\MSVOA14\Data\050321\
Data File : F5402.D
Acq On : 3 May 2021 9:26 am
Operator : F.NAEGLER
Sample : 1 PPB STD Inst : MSVOA14
Misc :
ALS Vial : 2 Sample Multiplier: 1

Quant Time: May 04 08:35:22 2021
Quant Method : I:\ACQUDATA\MSVOA14\Methods\S050321.M
Quant Title : MS#14 - 8260 SOILS 10ml PURGE
QLast Update : Wed Feb 03 10:13:14 2021
Response via : Initial Calibration

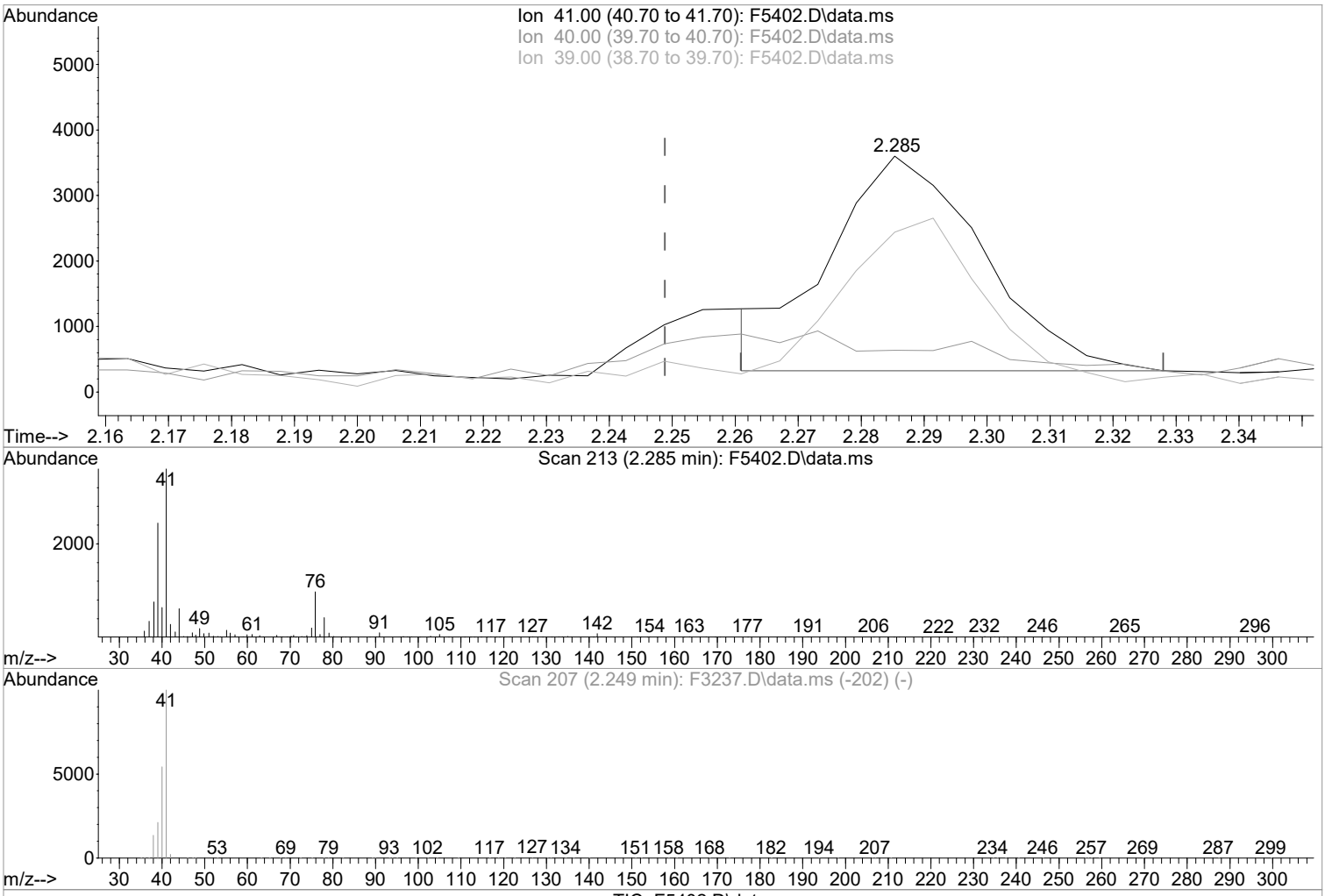

TIC: F5402.D\data.ms

(19) Acetonitrile

2.285min (+0.036) 15.86 ug/L

response 5554

Ion	Exp%	Act%
41.00	100	100
40.00	54.40	17.73#
39.00	21.70	67.82#
0.00	0.00	0.00

Manual Integration:

Before

05/04/21

1st FN 05/04/21
2nd KR 05/04/21

Quantitation Report (Qedit)

Data Path : I:\ACQUDATA\MSVOA14\Data\050321\
Data File : F5402.D
Acq On : 3 May 2021 9:26 am
Operator : F.NAEGLER
Sample : 1 PPB STD Inst : MSVOA14
Misc :
ALS Vial : 2 Sample Multiplier: 1

Quant Time: May 04 08:35:22 2021
Quant Method : I:\ACQUDATA\MSVOA14\Methods\S050321.M
Quant Title : MS#14 - 8260 SOILS 10ml PURGE
QLast Update : Wed Feb 03 10:13:14 2021
Response via : Initial Calibration

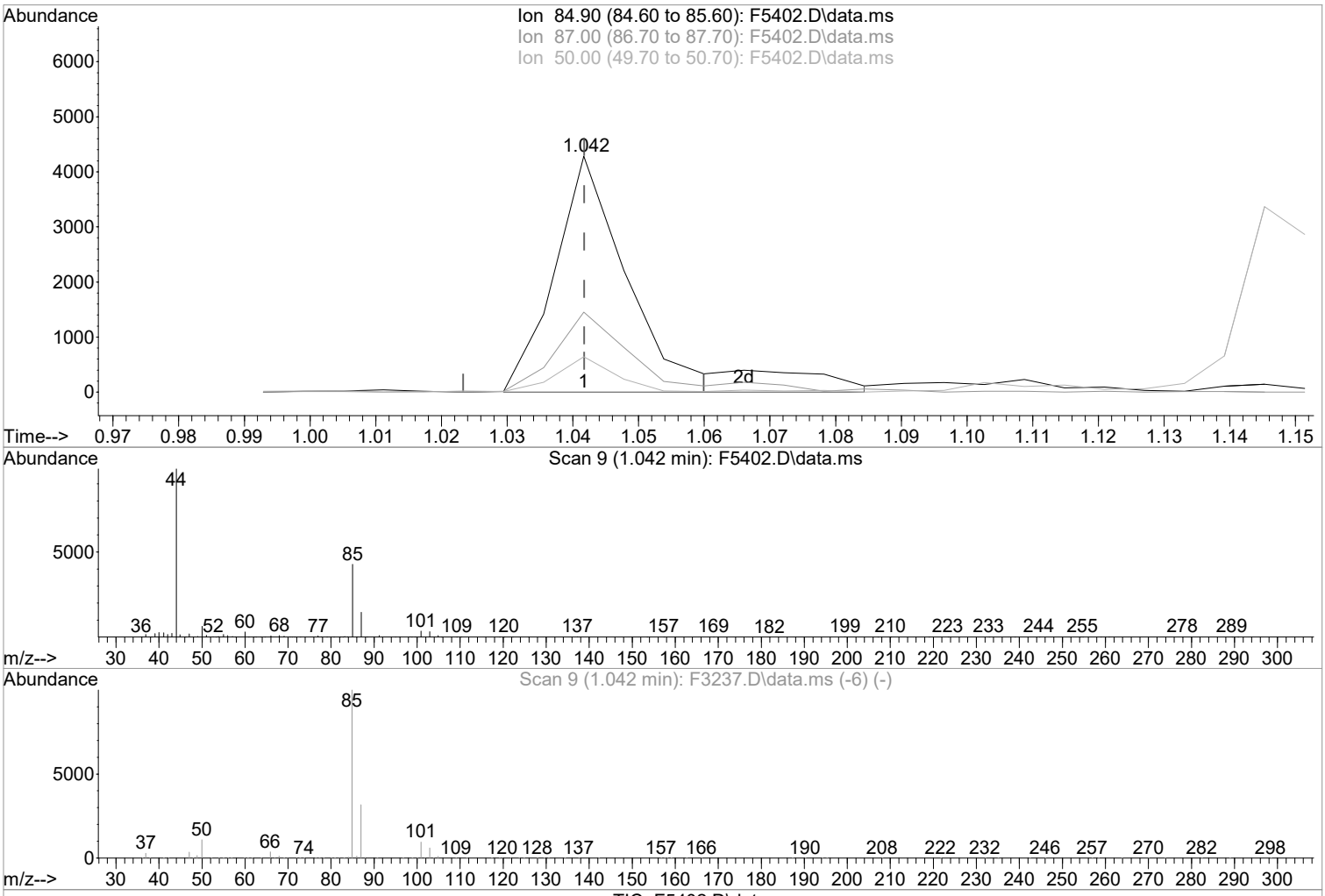

(2) Dichlorodifluoromethane (P)

1.042min (-0.000) 1.00 ug/L m

response 3671

Ion	Exp%	Act%
84.90	100	100
87.00	31.70	33.90
50.00	10.90	15.04
0.00	0.00	0.00

Manual Integration:

After

Poor integration.

05/04/21

1st FN 05/04/21
2nd KR 05/04/21

Quantitation Report (Qedit)

Data Path : I:\ACQUDATA\MSVOA14\Data\050321\
Data File : F5402.D
Acq On : 3 May 2021 9:26 am
Operator : F.NAEGLER
Sample : 1 PPB STD Inst : MSVOA14
Misc :
ALS Vial : 2 Sample Multiplier: 1

Quant Time: May 04 08:35:22 2021
Quant Method : I:\ACQUDATA\MSVOA14\Methods\S050321.M
Quant Title : MS#14 - 8260 SOILS 10ml PURGE
QLast Update : Wed Feb 03 10:13:14 2021
Response via : Initial Calibration

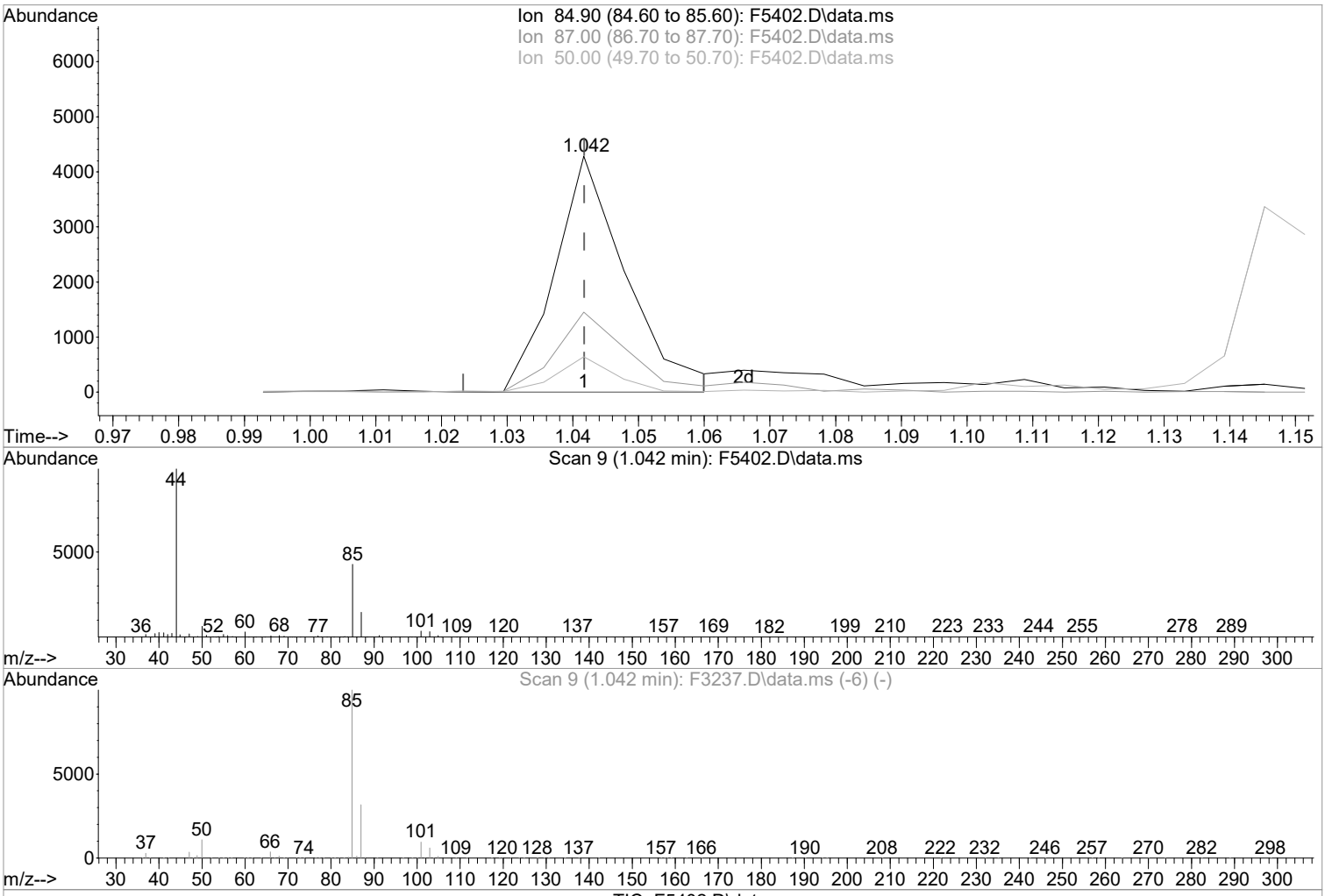

(2) Dichlorodifluoromethane (P)

1.042min (-0.000) 0.88 ug/L

response 3239

Ion	Exp%	Act%
84.90	100	100
87.00	31.70	33.90
50.00	10.90	15.04
0.00	0.00	0.00

Manual Integration:

Before

05/04/21

1st FN 05/04/21
2nd KR 05/04/21

Quantitation Report (Qedit)

Data Path : I:\ACQUDATA\MSVOA14\Data\050321\
Data File : F5402.D
Acq On : 3 May 2021 9:26 am
Operator : F.NAEGLER
Sample : 1 PPB STD Inst : MSVOA14
Misc :
ALS Vial : 2 Sample Multiplier: 1

Quant Time: May 04 08:35:22 2021
Quant Method : I:\ACQUDATA\MSVOA14\Methods\S050321.M
Quant Title : MS#14 - 8260 SOILS 10ml PURGE
QLast Update : Wed Feb 03 10:13:14 2021
Response via : Initial Calibration

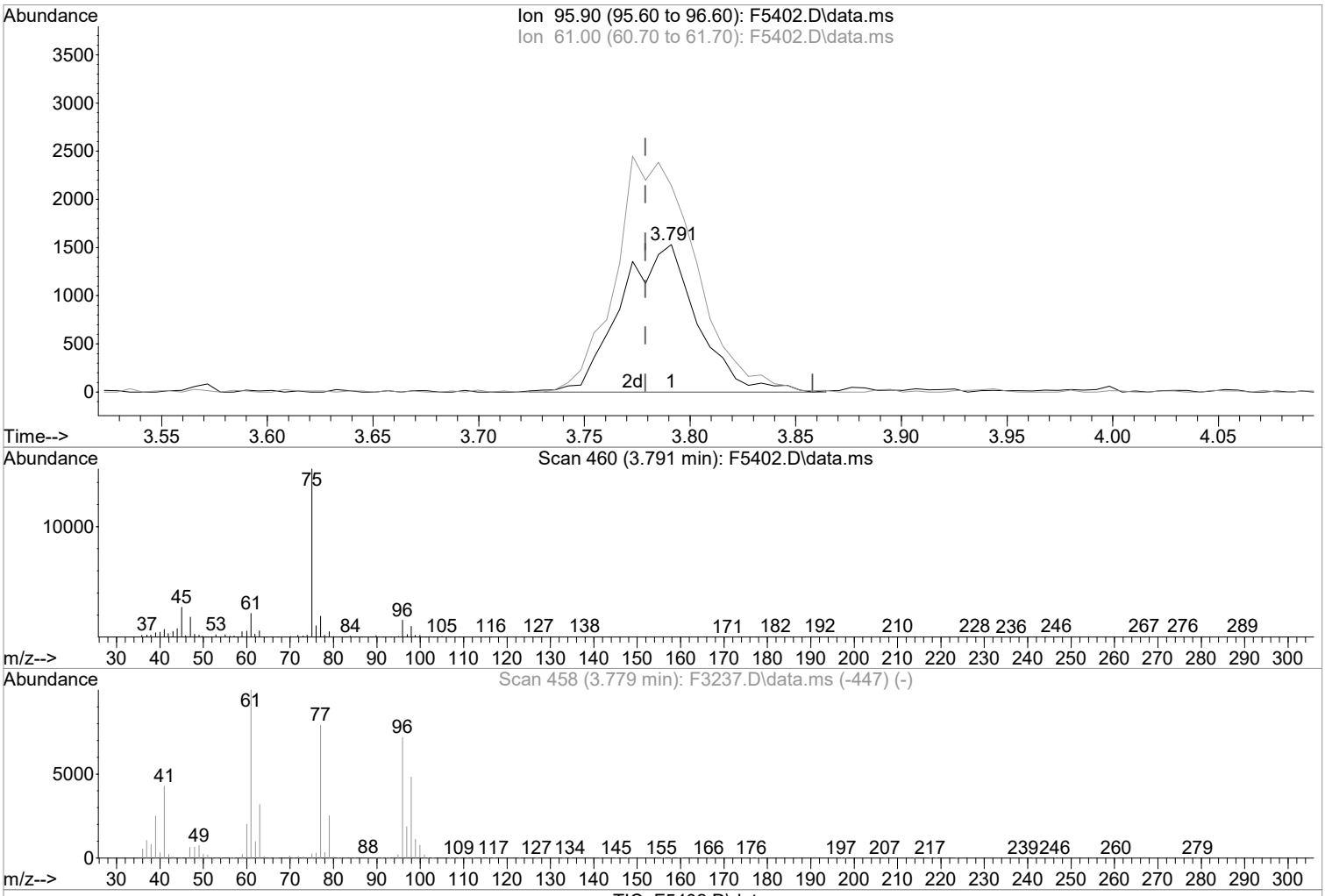

TIC: F5402.D\data.ms

(33) cis-1,2-Dichloroethene (P)

3.791min (+0.012) 1.11 ug/L m

response 3858

Ion	Exp%	Act%
95.90	100	100
61.00	139.30	139.88
0.00	0.00	0.00
0.00	0.00	0.00

Manual Integration:

After

Poor integration.

05/04/21

1st FN 05/04/21
2nd WR 05/04/21

Quantitation Report (Qedit)

Data Path : I:\ACQUDATA\MSVOA14\Data\050321\
Data File : F5402.D
Acq On : 3 May 2021 9:26 am
Operator : F.NAEGLER
Sample : 1 PPB STD Inst : MSVOA14
Misc :
ALS Vial : 2 Sample Multiplier: 1

Quant Time: May 04 08:35:22 2021
Quant Method : I:\ACQUDATA\MSVOA14\Methods\S050321.M
Quant Title : MS#14 - 8260 SOILS 10ml PURGE
QLast Update : Wed Feb 03 10:13:14 2021
Response via : Initial Calibration

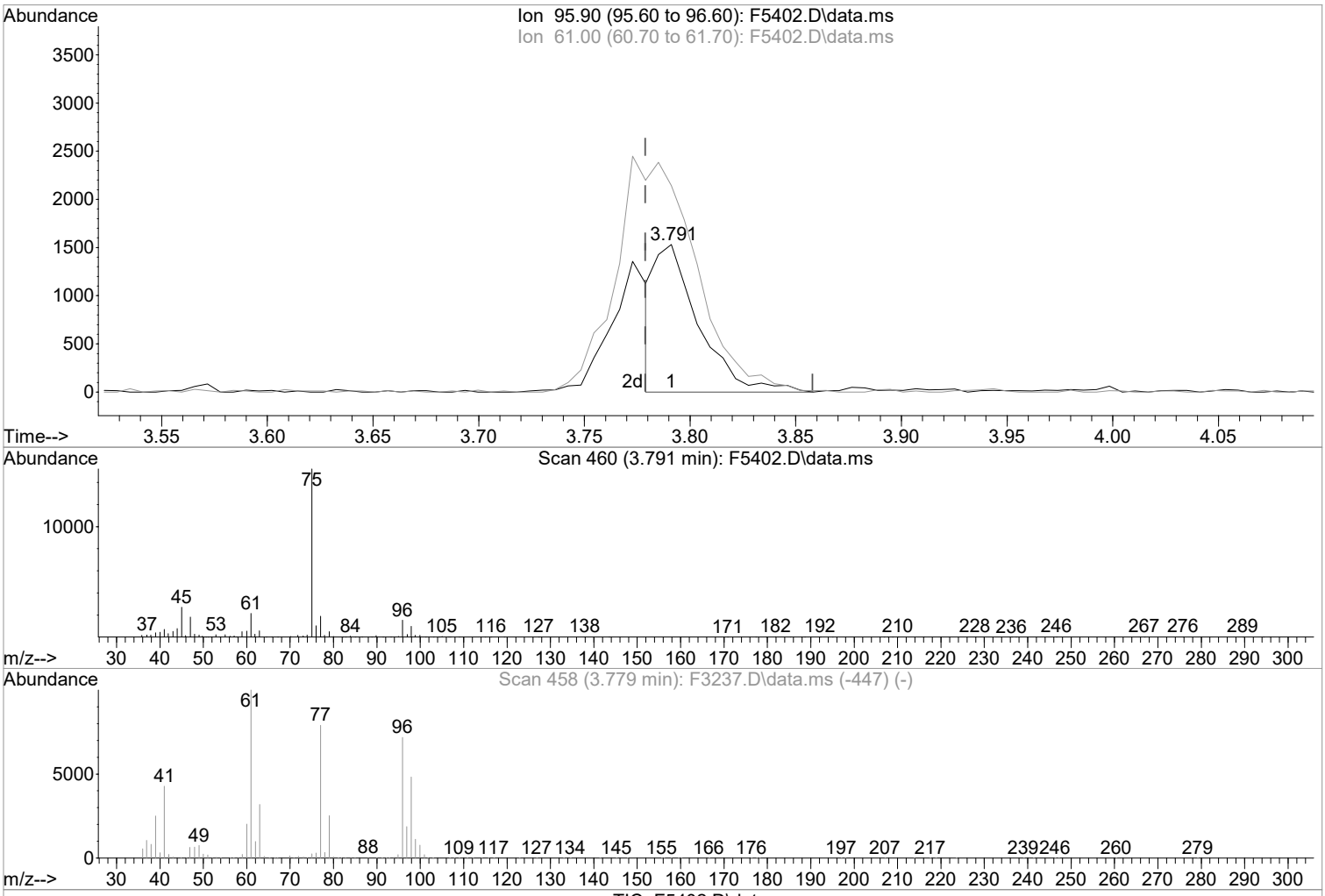

TIC: F5402.D\data.ms

(33) cis-1,2-Dichloroethene (P)

3.791min (+0.012) 0.64 ug/L

response 2217

Ion	Exp%	Act%
95.90	100	100
61.00	139.30	139.88
0.00	0.00	0.00
0.00	0.00	0.00

Manual Integration:

Before

05/04/21

Quantitation Report (QT Reviewed)

Data Path : I:\ACQUDATA\MSVOA14\Data\050321\
Data File : F5402.D
Acq On : 3 May 2021 9:26 am
Operator : F.NAEGLER
Sample : 1 PPB STD Inst : MSVOA14
Misc :
ALS Vial : 2 Sample Multiplier: 1

Quant Time: May 04 08:36:16 2021
Quant Method : I:\ACQUDATA\MSVOA14\Methods\S050321.M
Quant Title : MS#14 - 8260 SOILS 10ml PURGE
QLast Update : Wed Feb 03 10:13:14 2021
Response via : Initial Calibration

Compound	R.T.	QIon	Response	Conc	Units	Dev(Min)
Internal Standards						
1) Pentafluorobenzene	4.681	168	376309	50.00	ug/L	0.00
42) 1,4-Difluorobenzene	5.931	114	558248	50.00	ug/L	0.00
70) d5-Chlorobenzene	9.577	117	498198	50.00	ug/L	0.00
87) 1,4-Dichlorobenzene-d4	11.735	152	255625	50.00	ug/L	0.00
System Monitoring Compounds						
44) SURR4,Dibrflmethane	4.529	113	36339	9.93	ug/L	0.00
Spiked Amount 50.000	Range 63 - 138		Recovery = 19.86%#			
47) SURR1,1,2-dichloroetha...	5.114	65	44940	11.07	ug/L	0.00
Spiked Amount 50.000	Range 67 - 128		Recovery = 22.14%#			
64) SURR3,Toluene-d8	7.943	98	141317	10.41	ug/L	0.00
Spiked Amount 50.000	Range 66 - 138		Recovery = 20.82%#			
69) SURR2,BFB	10.723	95	57156	10.86	ug/L	0.00
Spiked Amount 50.000	Range 31 - 154		Recovery = 21.72%#			
Target Compounds						Qvalue
2) Dichlorodifluoromethane	1.042	85	3671m	1.00	ug/L	
3) Chloromethane	1.145	50	5197	1.38	ug/L	91
4) Vinyl Chloride	1.218	62	3352	0.86	ug/L	96
5) Bromomethane	1.414	94	5258	1.70	ug/L	94
6) Chloroethane	1.481	64	2793	1.19	ug/L	92
7) Freon 21	1.603	67	5818	0.97	ug/L	96
8) Trichlorofluoromethane	1.651	101	5237	0.98	ug/L	96
9) Diethyl Ether	1.846	59	3080	1.16	ug/L	95
10) Freon 123a	1.840	67	3664	1.09	ug/L	86
11) Freon 123	1.889	83	4171	1.07	ug/L	97
12) Acrolein	1.926	56	4059	8.17	ug/L	90
13) 1,1-Diclethene	2.011	96	2510	1.14	ug/L	90
14) Freon 113	2.017	101	3101	1.08	ug/L #	76
15) Acetone	2.041	43	5159	4.05	ug/L	92
16) 2-Propanol	2.157	45	8042	22.44	ug/L	96
17) Iodomethane	2.121	142	2878	0.61	ug/L	96
18) Carbon Disulfide	2.176	76	11550	1.48	ug/L	98
19) Acetonitrile	2.267	41	1647m	4.70	ug/L	
20) Allyl Chloride	2.291	76	1727	1.23	ug/L	92
21) Methyl Acetate	2.310	43	3316	0.96	ug/L	95
22) Methylene Chloride	2.389	84	5641	1.62	ug/L	95
23) TBA	2.505	59	25854	44.39	ug/L	81
24) Acrylonitrile	2.608	53	6656	5.09	ug/L	78
25) Methyl-t-Butyl Ether	2.651	73	10731	1.08	ug/L	98
26) trans-1,2-Dichloroethene	2.639	96	3201	1.14	ug/L	92
27) 1,1-Diclethane	3.066	63	5830	1.07	ug/L	95
28) Vinyl Acetate	3.157	86	645	1.29	ug/L #	44
29) DIPE	3.181	45	10935	1.13	ug/L	97
30) 2-Chloro-1,3-Butadiene	3.175	53	4542	1.04	ug/L	82
31) ETBE	3.627	59	10293	1.07	ug/L	95
32) 2,2-Dichloropropane	3.779	77	6470	1.39	ug/L	92
33) cis-1,2-Dichloroethene	3.791	96	3858m	1.11	ug/L	
35) Propionitrile	3.895	54	2624	4.83	ug/L	91
36) Bromochloromethane	4.114	130	2741	1.12	ug/L	91
37) Methacrylonitrile	4.120	67	1769	1.15	ug/L #	79
38) Tetrahydrofuran	4.212	42	2242	1.73	ug/L	72
39) Chloroform	4.267	83	6718	1.19	ug/L	96
40) 1,1,1-Trichloroethane	4.547	97	4835	1.02	ug/L	94
41) TAME	5.510	73	9895	1.06	ug/L	96

Quantitation Report (QT Reviewed)

Data Path : I:\ACQUDATA\MSVOA14\Data\050321\
Data File : F5402.D
Acq On : 3 May 2021 9:26 am
Operator : F.NAEGLER
Sample : 1 PPB STD Inst : MSVOA14
Misc :
ALS Vial : 2 Sample Multiplier: 1

Quant Time: May 04 08:36:16 2021
Quant Method : I:\ACQUDATA\MSVOA14\Methods\S050321.M
Quant Title : MS#14 - 8260 SOILS 10ml PURGE
QLast Update : Wed Feb 03 10:13:14 2021
Response via : Initial Calibration

Compound	R.T.	QIon	Response	Conc Units	Dev(Min)
43) Cyclohexane	4.626	41	3040	0.95 ug/L	96
45) Carbontetrachloride	4.834	121	1379	1.00 ug/L	80
46) 1,1-Dichloropropene	4.864	75	4315	1.02 ug/L	85
48) Benzene	5.212	78	13121	1.02 ug/L	92
49) 1,2-Dichloroethane	5.248	62	4903	1.01 ug/L	97
50) Iso-Butyl Alcohol	5.248	43	4298	19.55 ug/L	100
51) n-Heptane	5.797	43	4961	1.13 ug/L	96
52) 1-Butanol	6.376	56	6007	45.64 ug/L	90
53) Trichloroethene	6.291	130	3926	1.06 ug/L	94
54) Methylcyclohexane	6.565	55	4230	1.00 ug/L	93
55) 1,2-Diclpropane	6.608	63	3010	0.87 ug/L	97
56) Dibromomethane	6.760	93	2774	1.16 ug/L	80
57) 1,4-Dioxane	6.851	88	1263	21.94 ug/L	91
58) Methyl Methacrylate	6.894	69	2808	1.04 ug/L #	78
59) Bromodichloromethane	7.016	83	4803	1.03 ug/L	91
60) 2-Nitropropane	7.339	41	7804	5.99 ug/L #	54
61) 2-Chloroethylvinyl Ether	7.492	63	1392	0.63 ug/L	92
62) cis-1,3-Dichloropropene	7.620	75	5478	1.00 ug/L	88
63) 4-Methyl-2-pentanone	7.857	43	4522	1.06 ug/L	99
65) Toluene	8.022	91	15984	1.10 ug/L	99
66) trans-1,3-Dichloropropene	8.327	75	5075	0.99 ug/L	94
67) Ethyl Methacrylate	8.504	69	4390	0.90 ug/L	98
68) 1,1,2-Trichloroethane	8.528	97	3598	1.10 ug/L	93
71) Tetrachloroethene	8.674	164	2813	0.96 ug/L	90
72) 2-Hexanone	8.869	43	2484	0.80 ug/L	90
73) 1,3-Dichloropropane	8.711	76	5696	1.05 ug/L	98
74) Dibromochloromethane	8.955	129	3598	0.97 ug/L	97
75) N-Butyl Acetate	9.058	43	5655	0.94 ug/L	97
76) 1,2-Dibromoethane	9.058	107	3173	0.92 ug/L	93
77) Chlorobenzene	9.607	112	9810	1.00 ug/L	87
78) 1,1,1,2-Tetrachloroethane	9.705	131	3378	0.91 ug/L	96
79) Ethylbenzene	9.747	106	4719	0.96 ug/L	97
80) (m+p)Xylene	9.869	106	13019	2.14 ug/L #	85
81) o-Xylene	10.247	106	6327	1.05 ug/L #	81
82) Styrene	10.265	104	9999	0.96 ug/L	96
83) Bromoform	10.406	173	1994	0.73 ug/L	98
84) Isopropylbenzene	10.607	105	15336	1.00 ug/L	97
85) Cyclohexanone	10.656	55	14653	19.84 ug/L	87
86) trans-1,4-Dichloro-2-B...	10.930	53	1084	0.88 ug/L #	63
88) 1,1,2,2-Tetrachloroethane	10.875	83	4252	0.97 ug/L	97
89) Bromobenzene	10.845	156	4544	1.04 ug/L	86
90) 1,2,3-Trichloropropane	10.899	110	1439	1.03 ug/L	94
91) n-Propylbenzene	10.979	91	17312	1.02 ug/L	98
92) 2-Chlorotoluene	11.034	91	11465	1.09 ug/L	97
93) 4-Chlorotoluene	11.131	91	13411	1.10 ug/L	97
94) 1,3,5-Trimethylbenzene	11.143	105	12712	1.02 ug/L	99
95) tert-Butylbenzene	11.418	119	11130	1.01 ug/L	97
96) 1,2,4-Trimethylbenzene	11.460	105	13626	1.07 ug/L	97
97) sec-Butylbenzene	11.607	105	16669	1.04 ug/L	99
98) p-Isopropyltoluene	11.735	119	14888	1.07 ug/L	88
99) 1,3-Dclbenz	11.680	146	8928	1.09 ug/L	98
100) 1,4-Dclbenz	11.753	146	9886	1.18 ug/L	89
101) n-Butylbenzene	12.076	91	13849	1.11 ug/L	93
102) 1,2-Dclbenz	12.064	146	8951	1.12 ug/L	97
103) 1,2-Dibromo-3-chloropr...	12.698	157	992	0.84 ug/L	91
104) 1,3,5-Trichlorobenzene	12.875	180	7472	1.14 ug/L	98

1st FN 05/04/21
2nd WR 05/04/21

Quantitation Report (QT Reviewed)

Data Path : I:\ACQUDATA\MSVOA14\Data\050321\
Data File : F5402.D
Acq On : 3 May 2021 9:26 am
Operator : F.NAEGLER
Sample : 1 PPB STD Inst : MSVOA14
Misc :
ALS Vial : 2 Sample Multiplier: 1

Quant Time: May 04 08:36:16 2021
Quant Method : I:\ACQUDATA\MSVOA14\Methods\S050321.M
Quant Title : MS#14 - 8260 SOILS 10ml PURGE
QLast Update : Wed Feb 03 10:13:14 2021
Response via : Initial Calibration

Compound	R.T.	QIon	Response	Conc	Units	Dev(Min)
105) 1,2,4-Tcbenzene	13.362	180	7223	1.10	ug/L	98
106) Hexachlorobt	13.509	225	3503	1.04	ug/L	91
107) Naphthalen	13.551	128	15791	0.99	ug/L	98
108) 1,2,3-Tclbenzene	13.740	180	6508	1.01	ug/L	93

(#) = qualifier out of range (m) = manual integration (+) = signals summed

Quantitation Report (QT Reviewed)

Data Path : I:\ACQUDATA\MSVOA14\Data\050321\
Data File : F5402.D
Acq On : 3 May 2021 9:26 am
Operator : F.NAEGLER
Sample : 1 PPB STD Inst : MSVOA14
Misc :
ALS Vial : 2 Sample Multiplier: 1

Quant Time: May 04 08:36:16 2021
Quant Method : I:\ACQUDATA\MSVOA14\Methods\S050321.M
Quant Title : MS#14 - 8260 SOILS 10ml PURGE
QLast Update : Wed Feb 03 10:13:14 2021
Response via : Initial Calibration

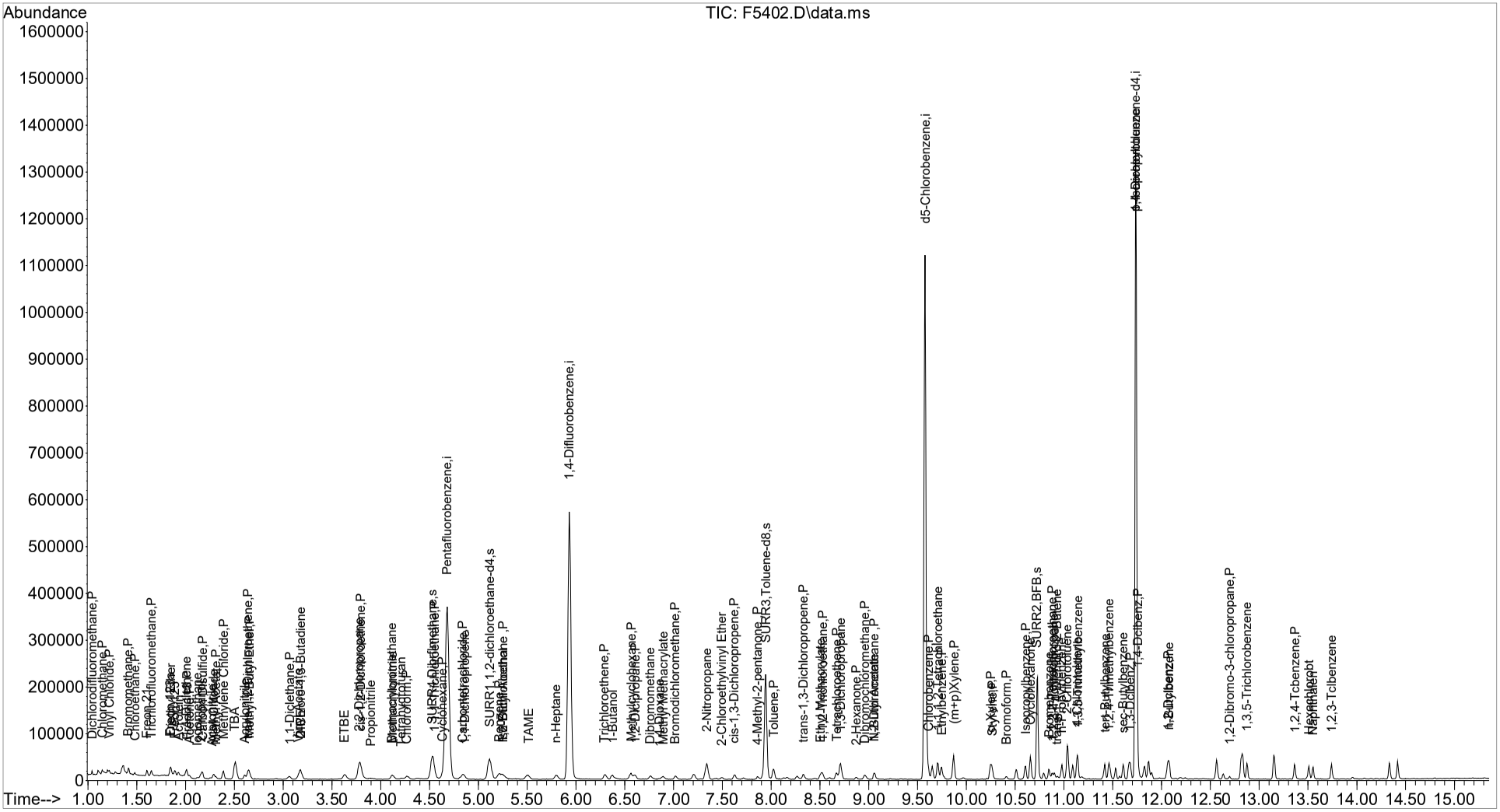

1st FJ 05/04/21
2nd 05/04/21

1st FN 05/04/21
2nd KR 05/04/21

Quantitation Report (Qedit)

Data Path : I:\ACQUDATA\MSVOA14\Data\050321\
Data File : F5403.D
Acq On : 3 May 2021 9:49 am
Operator : F.NAEGLER
Sample : 2 PPB STD Inst : MSVOA14
Misc :
ALS Vial : 3 Sample Multiplier: 1

Quant Time: May 04 08:37:00 2021
Quant Method : I:\ACQUDATA\MSVOA14\Methods\S050321.M
Quant Title : MS#14 - 8260 SOILS 10ml PURGE
QLast Update : Wed Feb 03 10:13:14 2021
Response via : Initial Calibration

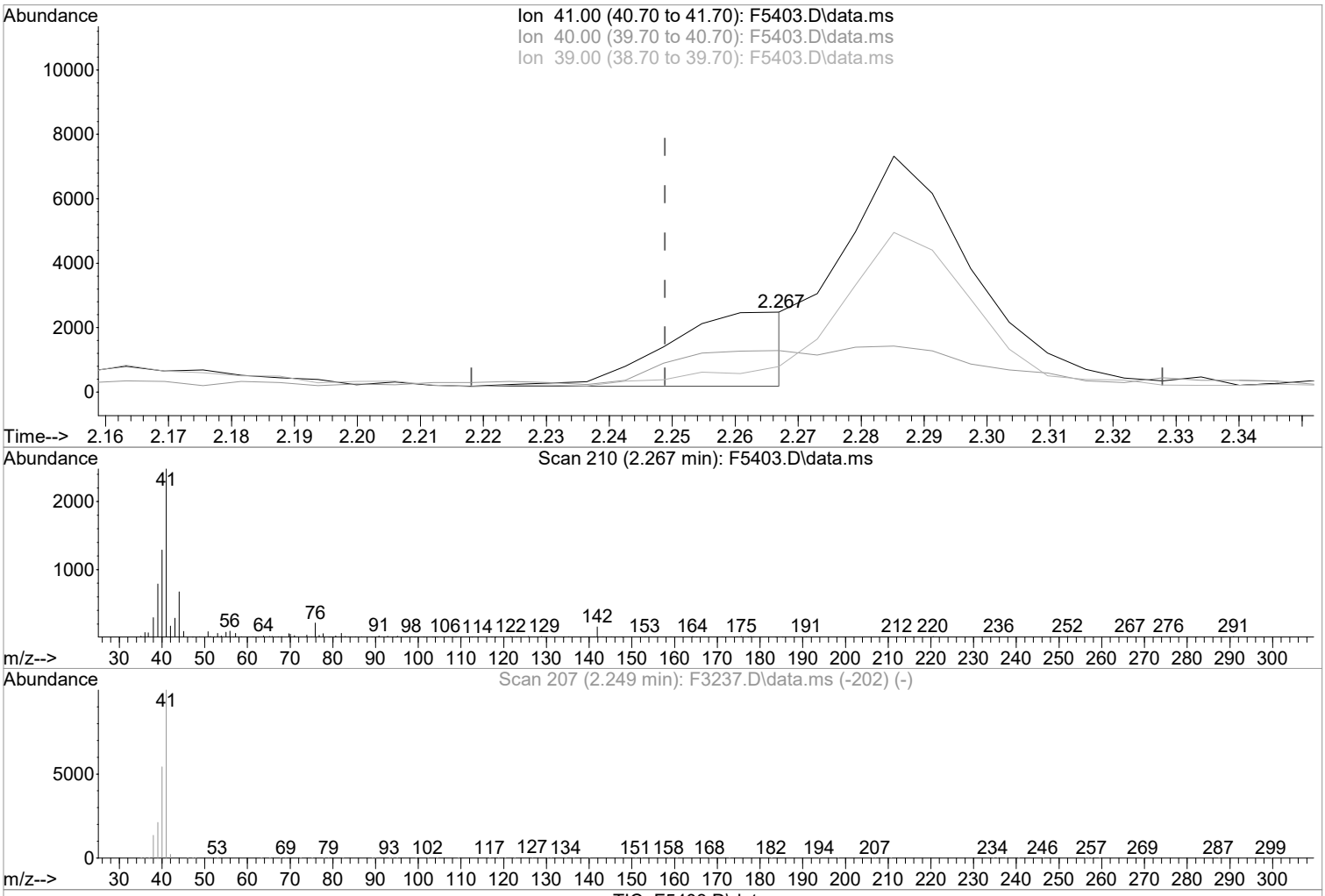

TIC: F5403.D\data.ms

(19) Acetonitrile

2.267min (+0.018) 9.04 ug/L m

response 3158

Ion	Exp%	Act%
41.00	100	100
40.00	54.40	51.96
39.00	21.70	31.83
0.00	0.00	0.00

Manual Integration:

After

Poor integration.

05/04/21

1st FN 05/04/21
2nd KR 05/04/21

Quantitation Report (Qedit)

Data Path : I:\ACQUDATA\MSVOA14\Data\050321\
Data File : F5403.D
Acq On : 3 May 2021 9:49 am
Operator : F.NAEGLER
Sample : 2 PPB STD Inst : MSVOA14
Misc :
ALS Vial : 3 Sample Multiplier: 1

Quant Time: May 04 08:37:00 2021
Quant Method : I:\ACQUDATA\MSVOA14\Methods\S050321.M
Quant Title : MS#14 - 8260 SOILS 10ml PURGE
QLast Update : Wed Feb 03 10:13:14 2021
Response via : Initial Calibration

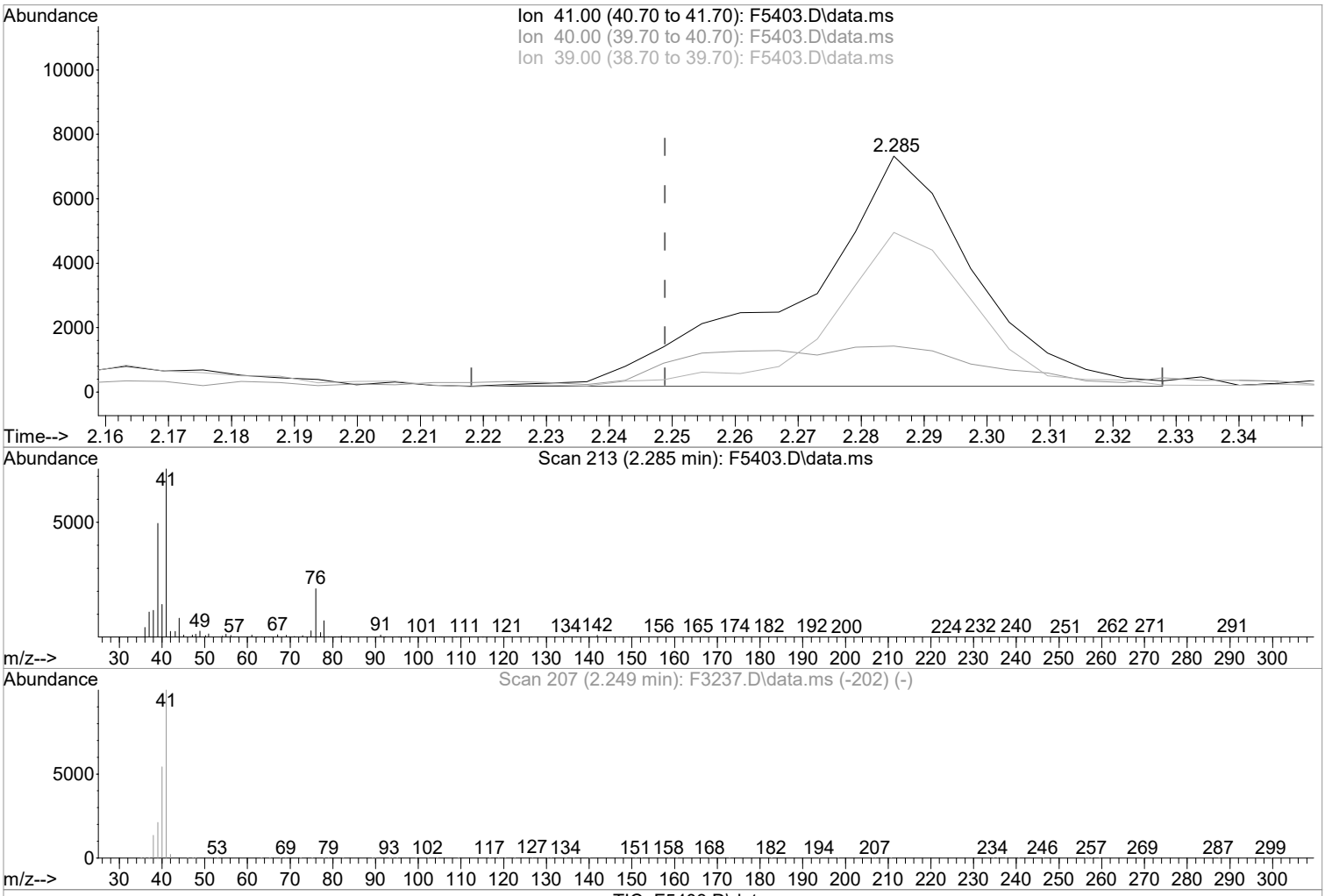

TIC: F5403.D\data.ms

(19) Acetonitrile

2.285min (+0.036) 38.78 ug/L

response 13540

Ion	Exp%	Act%
41.00	100	100
40.00	54.40	19.48#
39.00	21.70	67.64#
0.00	0.00	0.00

Manual Integration:

Before

05/04/21

Quantitation Report (Qedit)

Data Path : I:\ACQUDATA\MSVOA14\Data\050321\
Data File : F5403.D
Acq On : 3 May 2021 9:49 am
Operator : F.NAEGLER
Sample : 2 PPB STD Inst : MSVOA14
Misc :
ALS Vial : 3 Sample Multiplier: 1

Quant Time: May 04 08:37:42 2021
Quant Method : I:\ACQUDATA\MSVOA14\Methods\S050321.M
Quant Title : MS#14 - 8260 SOILS 10ml PURGE
QLast Update : Wed Feb 03 10:13:14 2021
Response via : Initial Calibration

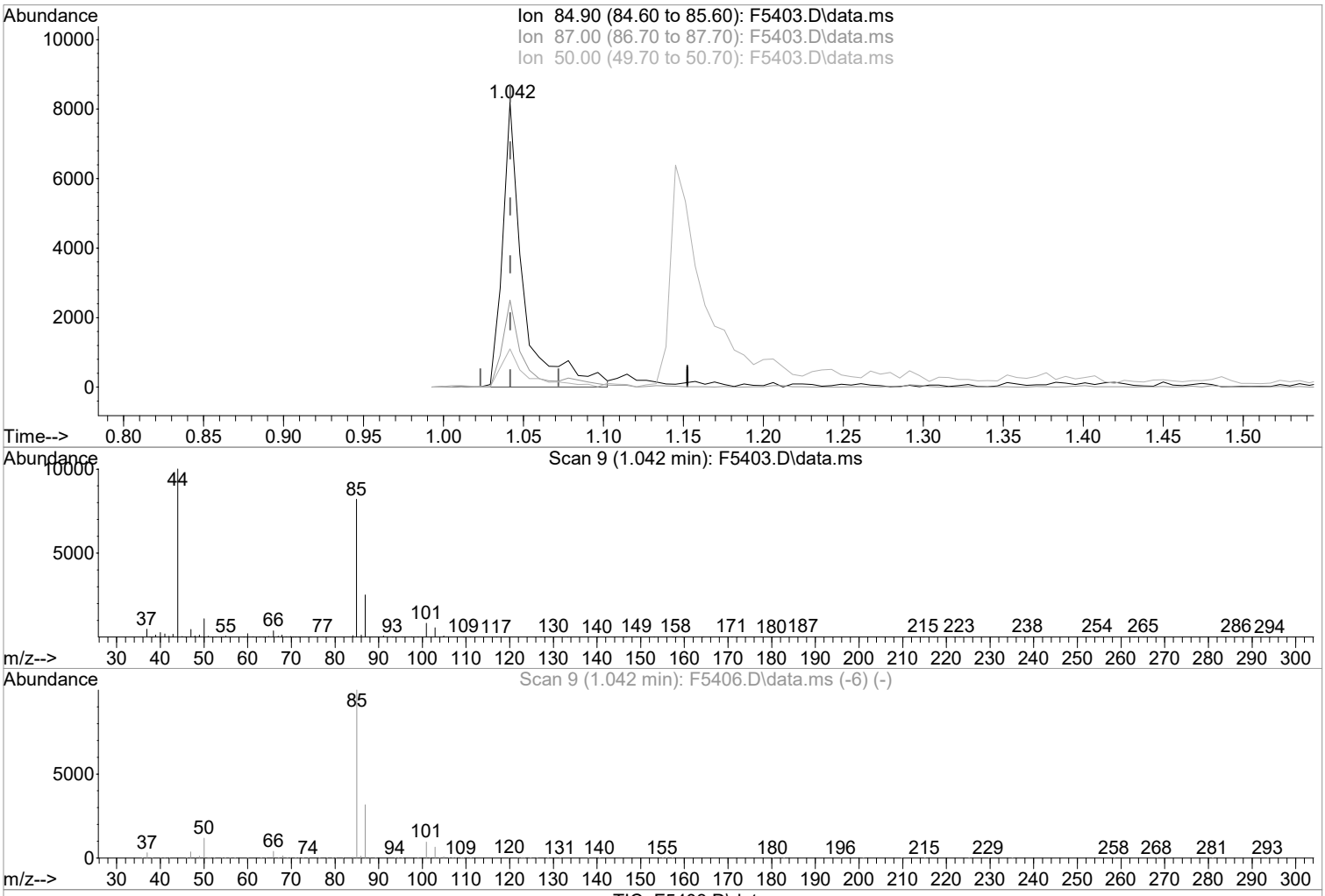

TIC: F5403.D\data.ms

(2) Dichlorodifluoromethane (P)

1.042min (-0.000) 2.01 ug/L m

response 7399

Ion	Exp%	Act%
84.90	100	100
87.00	31.70	30.59
50.00	10.90	13.45
0.00	0.00	0.00

Manual Integration:

After

Poor integration.

05/04/21

1st FN 05/04/21
2nd KR 05/04/21

Quantitation Report (Qedit)

Data Path : I:\ACQUDATA\MSVOA14\Data\050321\
Data File : F5403.D
Acq On : 3 May 2021 9:49 am
Operator : F.NAEGLER
Sample : 2 PPB STD Inst : MSVOA14
Misc :
ALS Vial : 3 Sample Multiplier: 1

Quant Time: May 04 08:37:42 2021
Quant Method : I:\ACQUDATA\MSVOA14\Methods\S050321.M
Quant Title : MS#14 - 8260 SOILS 10ml PURGE
QLast Update : Wed Feb 03 10:13:14 2021
Response via : Initial Calibration

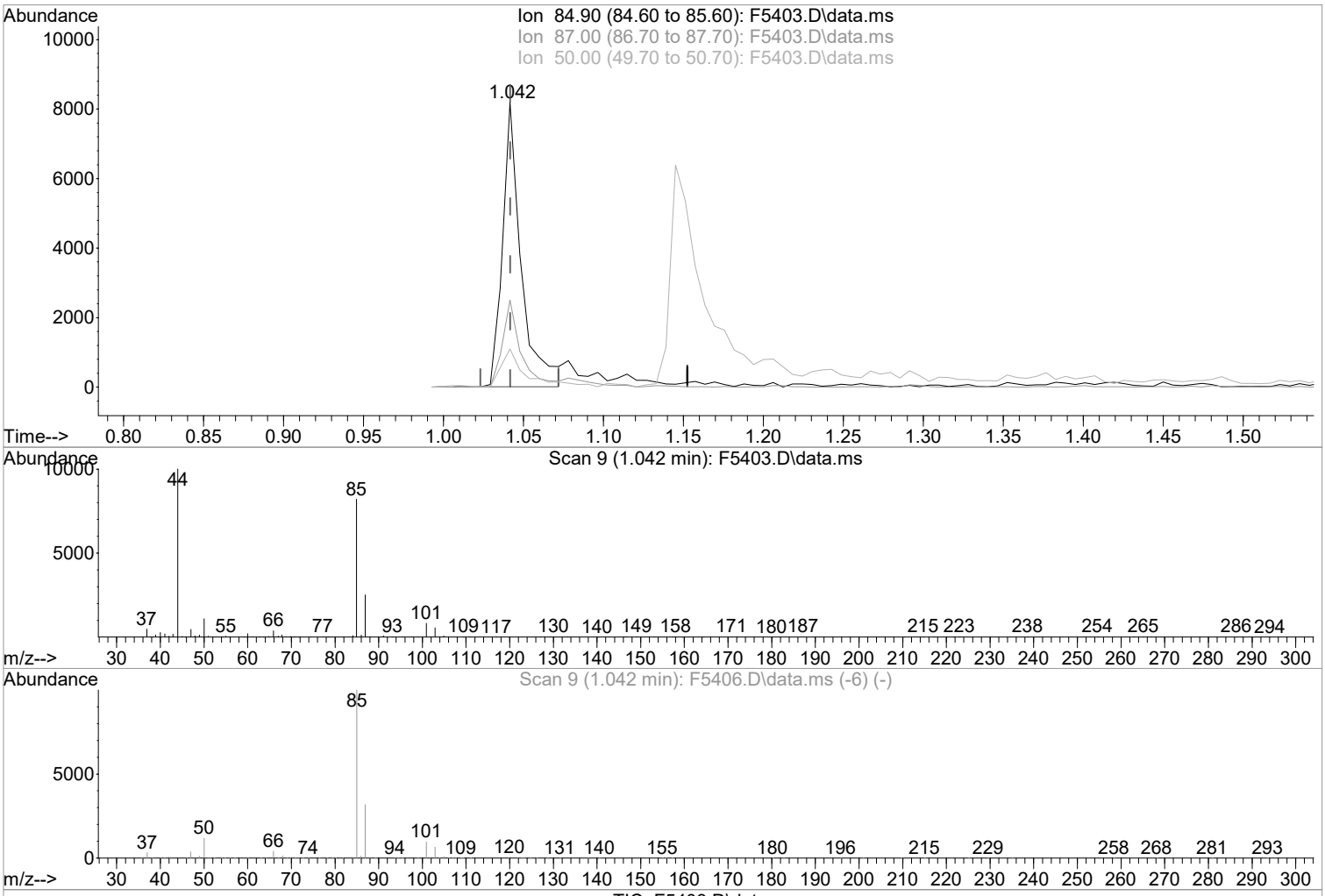

TIC: F5403.D\data.ms

(2) Dichlorodifluoromethane (P)

1.042min (-0.000) 1.80 ug/L

response 6629

Ion	Exp%	Act%
84.90	100	100
87.00	31.70	30.59
50.00	10.90	13.45
0.00	0.00	0.00

Manual Integration:

Before

05/04/21

1st FN 05/04/21
2nd KR 05/04/21

Quantitation Report (Qedit)

Data Path : I:\ACQUDATA\MSVOA14\Data\050321\
Data File : F5403.D
Acq On : 3 May 2021 9:49 am
Operator : F.NAEGLER
Sample : 2 PPB STD Inst : MSVOA14
Misc :
ALS Vial : 3 Sample Multiplier: 1

Quant Time: May 04 08:37:00 2021
Quant Method : I:\ACQUDATA\MSVOA14\Methods\S050321.M
Quant Title : MS#14 - 8260 SOILS 10ml PURGE
QLast Update : Wed Feb 03 10:13:14 2021
Response via : Initial Calibration

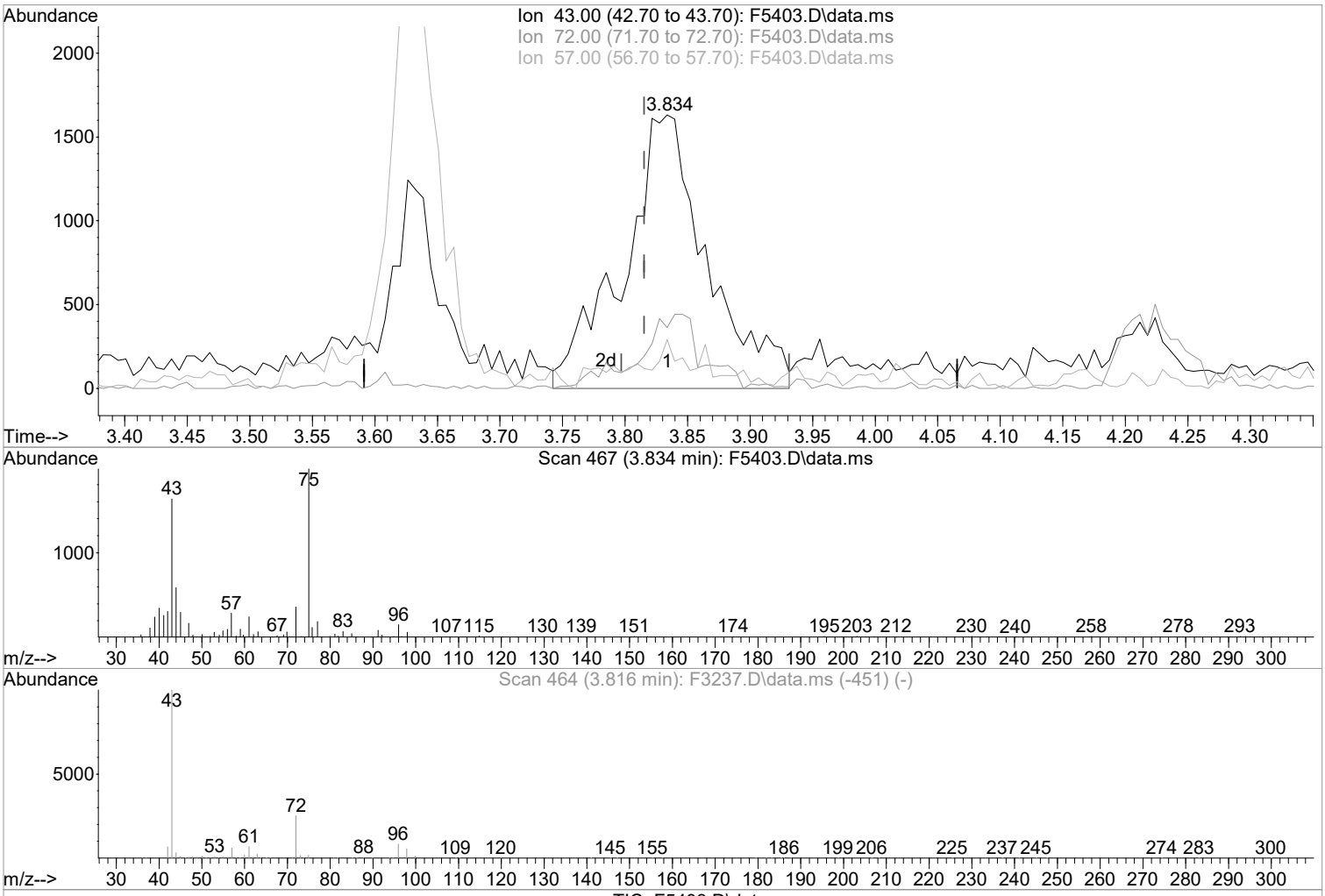

(34) 2-Butanone (P)

3.834min (+0.018) 3.77 ug/L m

response 7592

Ion	Exp%	Act%
43.00	100	100
72.00	25.10	22.24
57.00	6.30	17.77
0.00	0.00	0.00

Manual Integration:

After

Poor integration.

05/04/21

1st FN 05/04/21
2nd KR 05/04/21

Quantitation Report (Qedit)

Data Path : I:\ACQUDATA\MSVOA14\Data\050321\
Data File : F5403.D
Acq On : 3 May 2021 9:49 am
Operator : F.NAEGLER
Sample : 2 PPB STD Inst : MSVOA14
Misc :
ALS Vial : 3 Sample Multiplier: 1

Quant Time: May 04 08:37:00 2021
Quant Method : I:\ACQUDATA\MSVOA14\Methods\S050321.M
Quant Title : MS#14 - 8260 SOILS 10ml PURGE
QLast Update : Wed Feb 03 10:13:14 2021
Response via : Initial Calibration

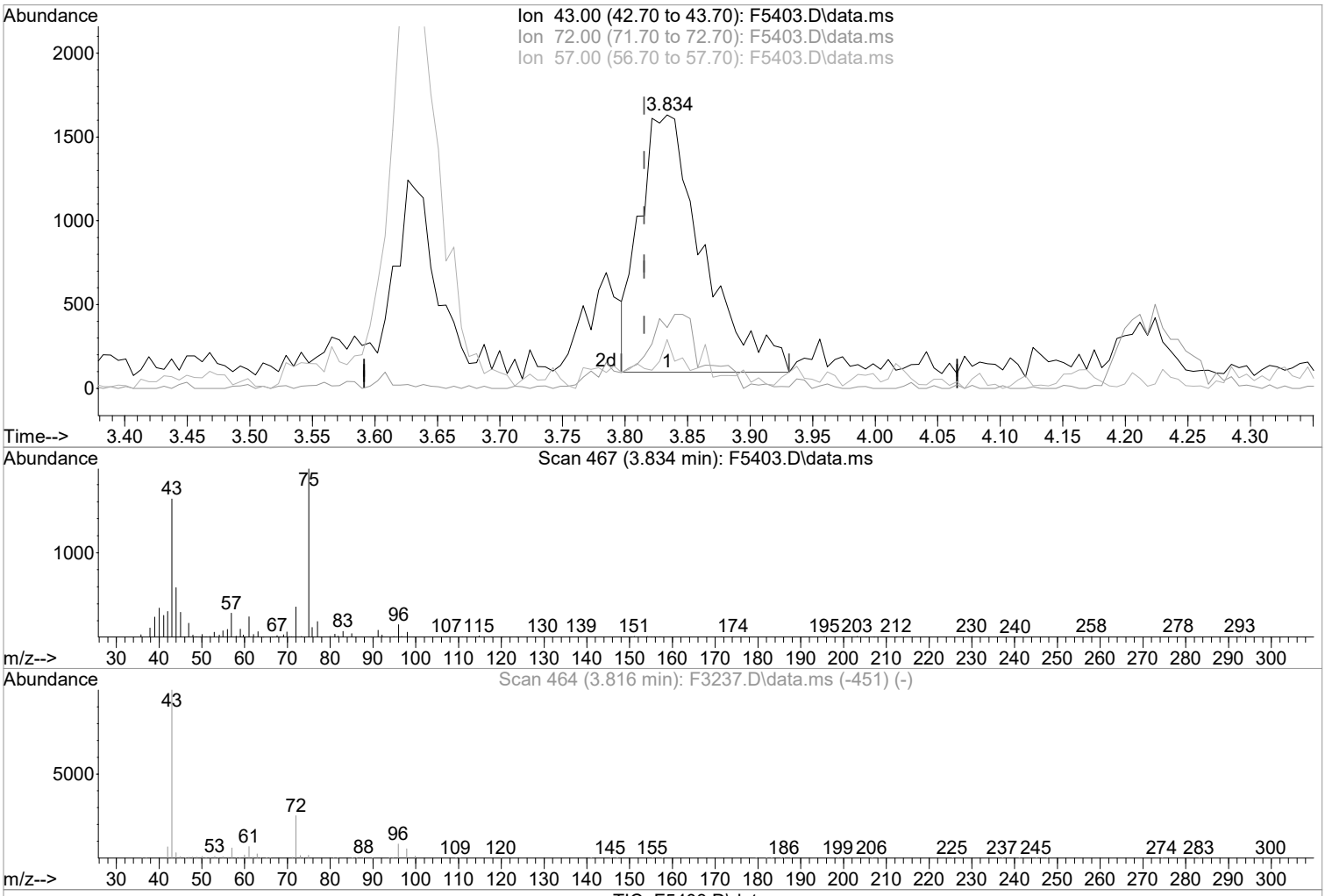

(34) 2-Butanone (P)

3.834min (+0.018) 2.68 ug/L

response 5396

Ion	Exp%	Act%
43.00	100	100
72.00	25.10	22.24
57.00	6.30	17.77
0.00	0.00	0.00

Manual Integration:

Before

05/04/21

1st FN 05/04/21
2nd KR 05/04/21

Quantitation Report (Qedit)

Data Path : I:\ACQUDATA\MSVOA14\Data\050321\
Data File : F5403.D
Acq On : 3 May 2021 9:49 am
Operator : F.NAEGLER
Sample : 2 PPB STD Inst : MSVOA14
Misc :
ALS Vial : 3 Sample Multiplier: 1

Quant Time: May 04 08:37:42 2021
Quant Method : I:\ACQUDATA\MSVOA14\Methods\S050321.M
Quant Title : MS#14 - 8260 SOILS 10ml PURGE
QLast Update : Wed Feb 03 10:13:14 2021
Response via : Initial Calibration

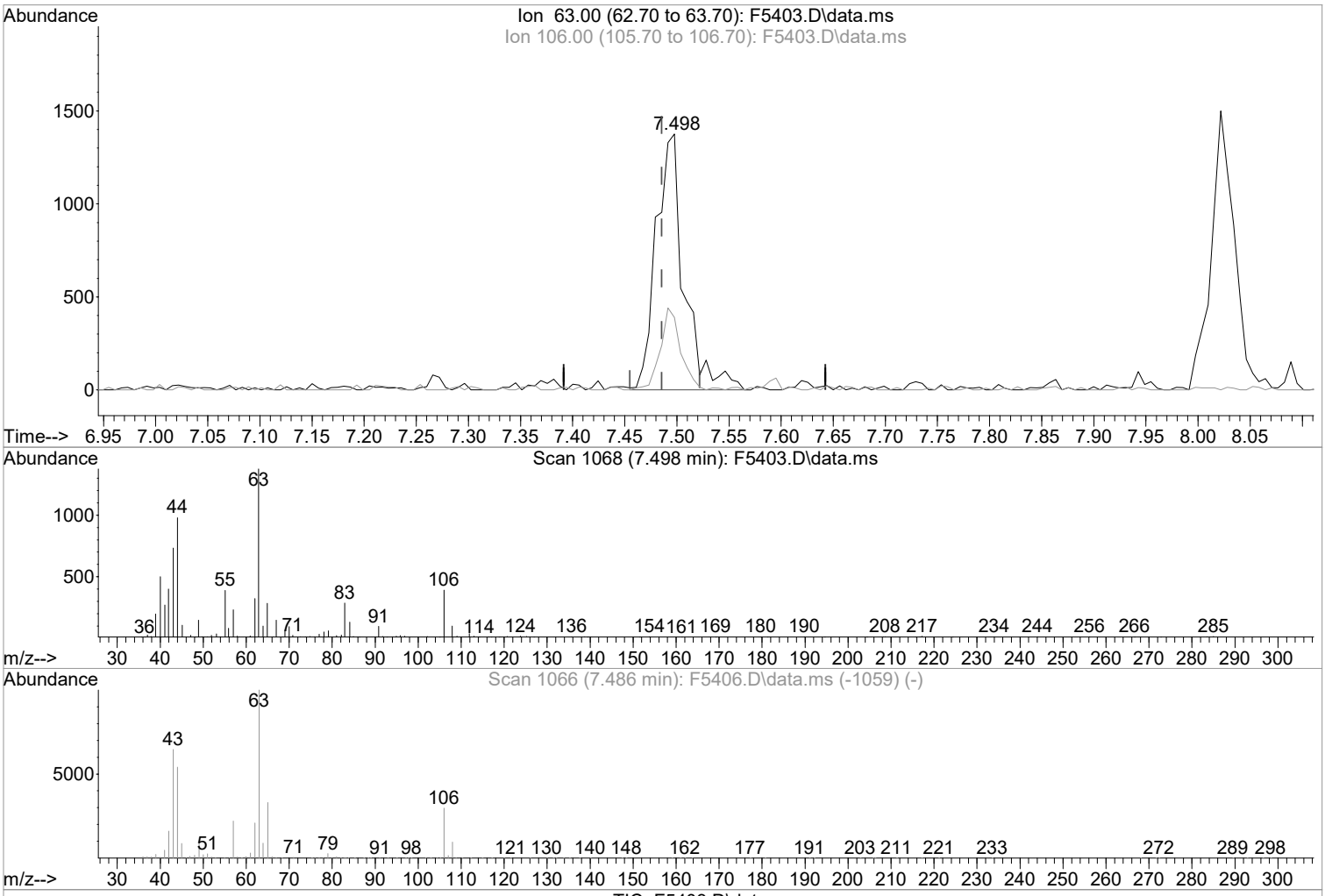

TIC: F5403.D\data.ms

(61) 2-Chloroethylvinyl Ether

7.498min (+0.012) 1.17 ug/L m

response 2573

Ion	Exp%	Act%
63.00	100	100
106.00	29.00	28.34
0.00	0.00	0.00
0.00	0.00	0.00

Manual Integration:

After

Poor integration.

05/04/21

1st FN 05/04/21
2nd KR 05/04/21

Quantitation Report (Qedit)

Data Path : I:\ACQUDATA\MSVOA14\Data\050321\
Data File : F5403.D
Acq On : 3 May 2021 9:49 am
Operator : F.NAEGLER
Sample : 2 PPB STD Inst : MSVOA14
Misc :
ALS Vial : 3 Sample Multiplier: 1

Quant Time: May 04 08:37:42 2021
Quant Method : I:\ACQUDATA\MSVOA14\Methods\S050321.M
Quant Title : MS#14 - 8260 SOILS 10ml PURGE
QLast Update : Wed Feb 03 10:13:14 2021
Response via : Initial Calibration

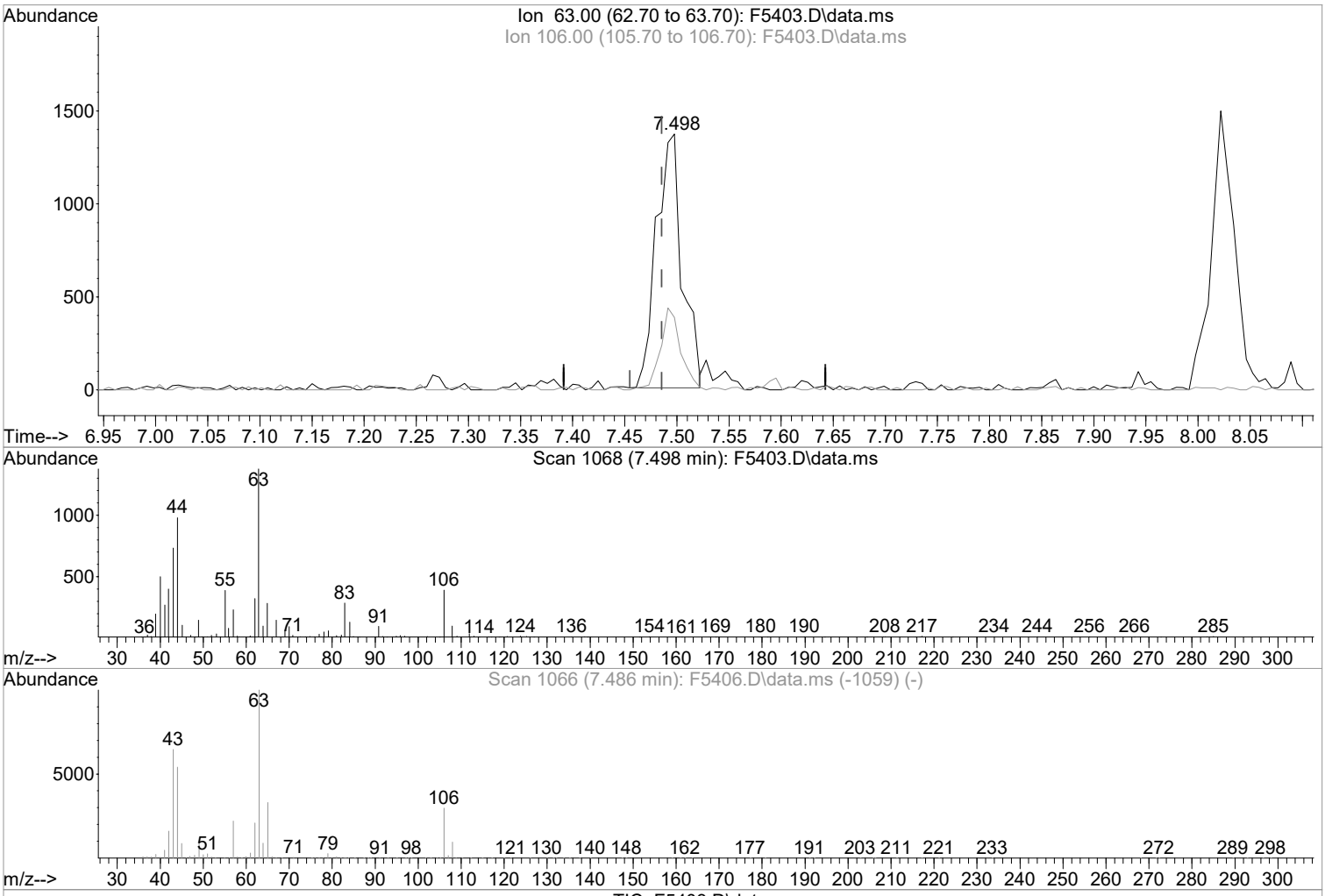

TIC: F5403.D\data.ms

(61) 2-Chloroethylvinyl Ether

7.498min (+0.012) 1.07 ug/L

response 2353

Ion	Exp%	Act%
63.00	100	100
106.00	29.00	28.34
0.00	0.00	0.00
0.00	0.00	0.00

Manual Integration:

Before

05/04/21

1st FN 05/04/21
2nd WR 05/04/21

Quantitation Report (QT Reviewed)

Data Path : I:\ACQUDATA\MSVOA14\Data\050321\
Data File : F5403.D
Acq On : 3 May 2021 9:49 am
Operator : F.NAEGLER
Sample : 2 PPB STD Inst : MSVOA14
Misc :
ALS Vial : 3 Sample Multiplier: 1

Quant Time: May 04 08:51:00 2021
Quant Method : I:\ACQUDATA\MSVOA14\Methods\S050321.M
Quant Title : MS#14 - 8260 SOILS 10ml PURGE
QLast Update : Wed Feb 03 10:13:14 2021
Response via : Initial Calibration

Compound	R.T.	QIon	Response	Conc	Units	Dev(Min)
Internal Standards						
1) Pentafluorobenzene	4.681	168	375254	50.00	ug/L	0.00
42) 1,4-Difluorobenzene	5.931	114	558159	50.00	ug/L	0.00
70) d5-Chlorobenzene	9.576	117	503568	50.00	ug/L	0.00
87) 1,4-Dichlorobenzene-d4	11.735	152	246538	50.00	ug/L	0.00
System Monitoring Compounds						
44) SURR4,Dibrflmethane	4.529	113	35280	9.65	ug/L	0.00
Spiked Amount 50.000	Range 63 - 138		Recovery = 19.30%#			
47) SURR1,1,2-dichloroetha...	5.114	65	42108	10.37	ug/L	0.00
Spiked Amount 50.000	Range 67 - 128		Recovery = 20.74%#			
64) SURR3,Toluene-d8	7.943	98	134534	9.91	ug/L	0.00
Spiked Amount 50.000	Range 66 - 138		Recovery = 19.82%#			
69) SURR2,BFB	10.729	95	53400	10.15	ug/L	0.00
Spiked Amount 50.000	Range 31 - 154		Recovery = 20.30%#			
Target Compounds						Qvalue
2) Dichlorodifluoromethane	1.042	85	7399m	2.01	ug/L	
3) Chloromethane	1.145	50	8836	2.35	ug/L	91
4) Vinyl Chloride	1.218	62	7075	1.83	ug/L	94
5) Bromomethane	1.413	94	9417	3.06	ug/L	97
6) Chloroethane	1.480	64	4443	1.90	ug/L	95
7) Freon 21	1.602	67	11143	1.86	ug/L	97
8) Trichlorofluoromethane	1.645	101	9961	1.87	ug/L	94
9) Diethyl Ether	1.846	59	5899	2.22	ug/L	95
10) Freon 123a	1.846	67	7371	2.20	ug/L	93
11) Freon 123	1.889	83	8493	2.18	ug/L	93
12) Acrolein	1.932	56	7696	15.54	ug/L	96
13) 1,1-Diclethene	2.005	96	4762	2.17	ug/L #	84
14) Freon 113	2.011	101	6192	2.16	ug/L	79
15) Acetone	2.041	43	5423	4.27	ug/L	89
16) 2-Propanol	2.163	45	15022	42.03	ug/L	95
17) Iodomethane	2.121	142	4708	1.00	ug/L	99
18) Carbon Disulfide	2.169	76	19303	2.48	ug/L	98
19) Acetonitrile	2.267	41	3158m	9.04	ug/L	
20) Allyl Chloride	2.291	76	3278	2.35	ug/L	97
21) Methyl Acetate	2.310	43	5621	1.63	ug/L	92
22) Methylene Chloride	2.389	84	8757	2.51	ug/L	94
23) TBA	2.505	59	28486	49.05	ug/L	98
24) Acrylonitrile	2.602	53	12967	9.95	ug/L	97
25) Methyl-t-Butyl Ether	2.651	73	20853	2.11	ug/L	97
26) trans-1,2-Dichloroethene	2.639	96	5762	2.06	ug/L	90
27) 1,1-Diclethane	3.059	63	10889	2.01	ug/L	97
28) Vinyl Acetate	3.145	86	1354	2.73	ug/L #	54
29) DIPE	3.181	45	20552	2.13	ug/L	92
30) 2-Chloro-1,3-Butadiene	3.175	53	9338	2.14	ug/L	92
31) ETBE	3.632	59	19678	2.05	ug/L	96
32) 2,2-Dichloropropane	3.779	77	11058	2.38	ug/L	92
33) cis-1,2-Dichloroethene	3.779	96	7015	2.02	ug/L	84
34) 2-Butanone	3.834	43	7592m	3.77	ug/L	
35) Propionitrile	3.895	54	5610	10.35	ug/L	90
36) Bromochloromethane	4.114	130	4814	1.98	ug/L #	75
37) Methacrylonitrile	4.126	67	3134	2.04	ug/L	86
38) Tetrahydrofuran	4.212	42	3341	2.59	ug/L	76
39) Chloroform	4.273	83	11528	2.05	ug/L	93
40) 1,1,1-Trichloroethane	4.547	97	9298	1.96	ug/L	90

1st FN 05/04/21
2nd KR 05/04/21

Quantitation Report (QT Reviewed)

Data Path : I:\ACQUDATA\MSVOA14\Data\050321\
Data File : F5403.D
Acq On : 3 May 2021 9:49 am
Operator : F.NAEGLER
Sample : 2 PPB STD Inst : MSVOA14
Misc :
ALS Vial : 3 Sample Multiplier: 1

Quant Time: May 04 08:51:00 2021
Quant Method : I:\ACQUDATA\MSVOA14\Methods\S050321.M
Quant Title : MS#14 - 8260 SOILS 10ml PURGE
QLast Update : Wed Feb 03 10:13:14 2021
Response via : Initial Calibration

Compound	R.T.	QIon	Response	Conc Units	Dev(Min)
41) TAME	5.498	73	18651	2.00 ug/L	92
43) Cyclohexane	4.632	41	5980	1.86 ug/L	89
45) Carbontetrachloride	4.827	121	2462	1.79 ug/L	83
46) 1,1-Dichloropropene	4.852	75	8364	1.99 ug/L	94
48) Benzene	5.211	78	24807	1.94 ug/L	97
49) 1,2-Dichloroethane	5.254	62	9131	1.89 ug/L	96
50) Iso-Butyl Alcohol	5.266	43	9511	43.27 ug/L	89
51) n-Heptane	5.803	43	7930	1.81 ug/L	84
52) 1-Butanol	6.370	56	13067	99.29 ug/L	94
53) Trichloroethene	6.303	130	7547	2.03 ug/L	90
54) Methylcyclohexane	6.559	55	7400	1.75 ug/L	97
55) 1,2-Diclpropane	6.601	63	6298	1.83 ug/L	96
56) Dibromomethane	6.760	93	4222	1.76 ug/L	88
57) 1,4-Dioxane	6.864	88	2337	40.60 ug/L	97
58) Methyl Methacrylate	6.888	69	5453	2.02 ug/L	94
59) Bromodichloromethane	7.022	83	8540	1.83 ug/L	98
60) 2-Nitropropane	7.333	41	9559	7.33 ug/L #	52
61) 2-Chloroethylvinyl Ether	7.498	63	2573m	1.17 ug/L	
62) cis-1,3-Dichloropropene	7.626	75	10389	1.91 ug/L	99
63) 4-Methyl-2-pentanone	7.857	43	7608	1.78 ug/L	91
65) Toluene	8.022	91	27840	1.92 ug/L	99
66) trans-1,3-Dichloropropene	8.327	75	8474	1.65 ug/L	92
67) Ethyl Methacrylate	8.504	69	8837	1.82 ug/L	94
68) 1,1,2-Trichloroethane	8.522	97	6456	1.98 ug/L	89
71) Tetrachloroethene	8.668	164	5600	1.88 ug/L	92
72) 2-Hexanone	8.869	43	5035	1.61 ug/L	83
73) 1,3-Dichloropropane	8.711	76	10345	1.89 ug/L	87
74) Dibromochloromethane	8.955	129	6299	1.68 ug/L	94
75) N-Butyl Acetate	9.058	43	10797	1.78 ug/L	88
76) 1,2-Dibromoethane	9.058	107	6550	1.88 ug/L	99
77) Chlorobenzene	9.607	112	18986	1.91 ug/L	94
78) 1,1,1,2-Tetrachloroethane	9.704	131	6694	1.79 ug/L	96
79) Ethylbenzene	9.741	106	9981	2.00 ug/L #	84
80) (m+p)Xylene	9.869	106	23085	3.75 ug/L	99
81) o-Xylene	10.247	106	11930	1.95 ug/L #	87
82) Styrene	10.265	104	18565	1.76 ug/L	97
83) Bromoform	10.412	173	4140	1.50 ug/L	93
84) Isopropylbenzene	10.607	105	29123	1.87 ug/L	95
85) Cyclohexanone	10.656	55	28673	38.41 ug/L	99
86) trans-1,4-Dichloro-2-B...	10.930	53	1985	1.60 ug/L	89
88) 1,1,2,2-Tetrachloroethane	10.881	83	8429	1.99 ug/L	89
89) Bromobenzene	10.845	156	8444	2.00 ug/L	92
90) 1,2,3-Trichloropropane	10.899	110	2876	2.13 ug/L #	89
91) n-Propylbenzene	10.979	91	31970	1.95 ug/L	96
92) 2-Chlorotoluene	11.033	91	21759	2.15 ug/L	96
93) 4-Chlorotoluene	11.131	91	24732	2.10 ug/L	97
94) 1,3,5-Trimethylbenzene	11.143	105	24250	2.01 ug/L	95
95) tert-Butylbenzene	11.418	119	22415	2.11 ug/L	100
96) 1,2,4-Trimethylbenzene	11.460	105	24116	1.97 ug/L	98
97) sec-Butylbenzene	11.607	105	30626	1.98 ug/L	99
98) p-Isopropyltoluene	11.735	119	25818	1.93 ug/L	93
99) 1,3-Dclbenz	11.680	146	16451	2.09 ug/L	100
100) 1,4-Dclbenz	11.759	146	16964	2.09 ug/L	94
101) n-Butylbenzene	12.076	91	23383	1.94 ug/L	93
102) 1,2-Dclbenz	12.064	146	15869	2.05 ug/L	92
103) 1,2-Dibromo-3-chloropr...	12.698	157	1914	1.67 ug/L	90

1st FN 05/04/21
2nd WR 05/04/21

Quantitation Report (QT Reviewed)

Data Path : I:\ACQUDATA\MSVOA14\Data\050321\
Data File : F5403.D
Acq On : 3 May 2021 9:49 am
Operator : F.NAEGLER
Sample : 2 PPB STD Inst : MSVOA14
Misc :
ALS Vial : 3 Sample Multiplier: 1

Quant Time: May 04 08:51:00 2021
Quant Method : I:\ACQUDATA\MSVOA14\Methods\S050321.M
Quant Title : MS#14 - 8260 SOILS 10ml PURGE
QLast Update : Wed Feb 03 10:13:14 2021
Response via : Initial Calibration

Compound	R.T.	QIon	Response	Conc	Units	Dev(Min)
104) 1,3,5-Trichlorobenzene	12.875	180	12570	1.98	ug/L	99
105) 1,2,4-Tcbenzene	13.362	180	12310	1.95	ug/L	99
106) Hexachlorobt	13.509	225	5504	1.69	ug/L	99
107) Naphthalen	13.551	128	30675	1.99	ug/L	99
108) 1,2,3-Tclbenzene	13.740	180	11962	1.93	ug/L	98

(#) = qualifier out of range (m) = manual integration (+) = signals summed

Quantitation Report (QT Reviewed)

Data Path : I:\ACQUDATA\MSVOA14\Data\050321\
Data File : F5403.D
Acq On : 3 May 2021 9:49 am
Operator : F.NAEGLER
Sample : 2 PPB STD Inst : MSVOA14
Misc :
ALS Vial : 3 Sample Multiplier: 1

Quant Time: May 04 08:51:00 2021
Quant Method : I:\ACQUDATA\MSVOA14\Methods\S050321.M
Quant Title : MS#14 - 8260 SOILS 10ml PURGE
QLast Update : Wed Feb 03 10:13:14 2021
Response via : Initial Calibration

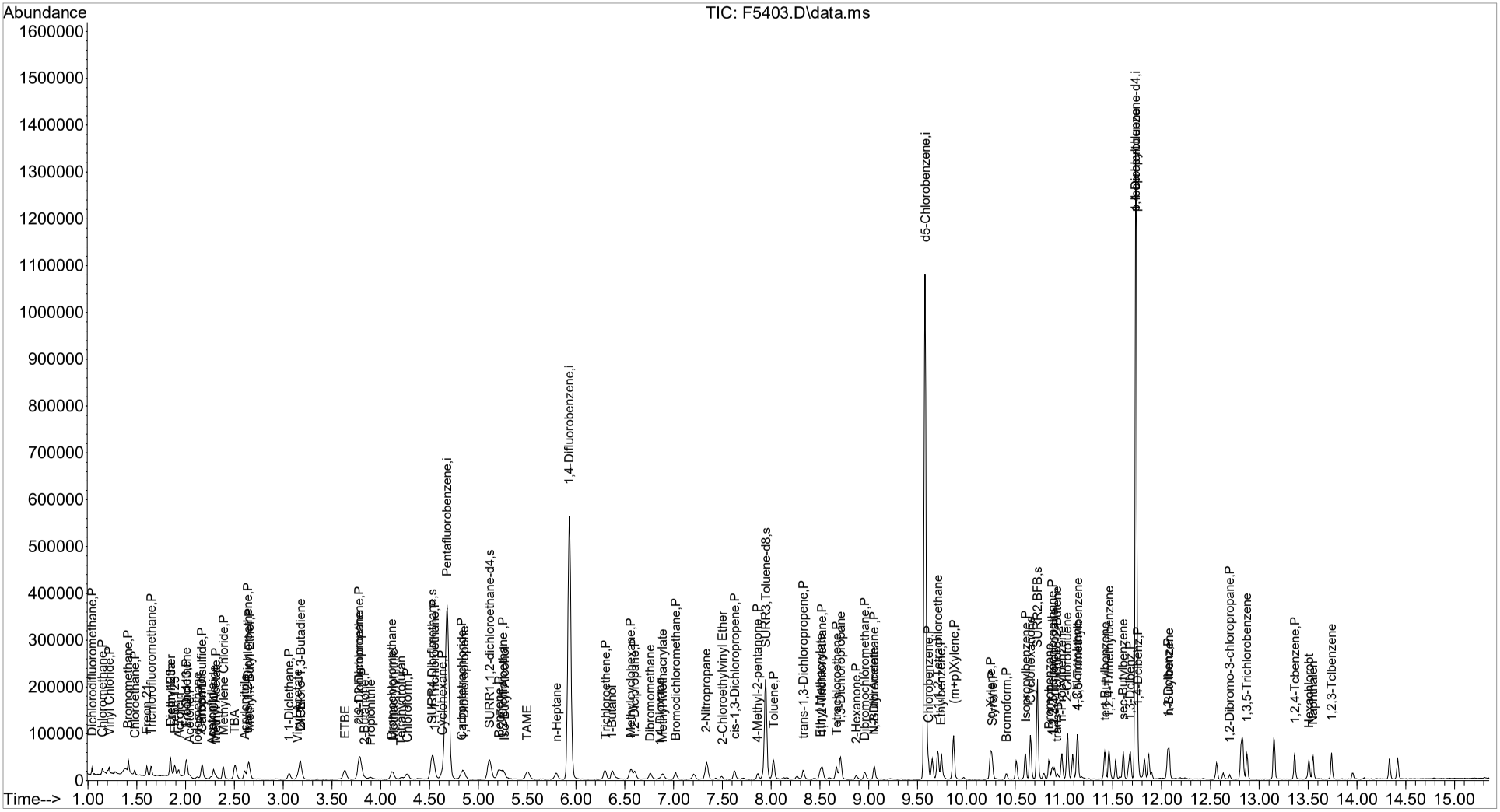

1st FJ 05/04/21
2nd 05/04/21

1st FN 05/04/21
2nd WR 05/04/21

Quantitation Report (QT Reviewed)

Data Path : I:\ACQUDATA\MSVOA14\Data\050321\
Data File : F5404.D
Acq On : 3 May 2021 10:12 am
Operator : F.NAEGLER
Sample : 5 PPB STD Inst : MSVOA14
Misc :
ALS Vial : 4 Sample Multiplier: 1

Quant Time: May 04 08:38:24 2021
Quant Method : I:\ACQUDATA\MSVOA14\Methods\S050321.M
Quant Title : MS#14 - 8260 SOILS 10ml PURGE
QLast Update : Wed Feb 03 10:13:14 2021
Response via : Initial Calibration

Compound	R.T.	QIon	Response	Conc	Units	Dev(Min)
Internal Standards						
1) Pentafluorobenzene	4.681	168	381664	50.00	ug/L	0.00
42) 1,4-Difluorobenzene	5.931	114	568430	50.00	ug/L	0.00
70) d5-Chlorobenzene	9.577	117	509094	50.00	ug/L	0.00
87) 1,4-Dichlorobenzene-d4	11.735	152	260425	50.00	ug/L	0.00
System Monitoring Compounds						
44) SURR4,Dibrflmethane	4.523	113	36561	9.82	ug/L	0.00
Spiked Amount 50.000	Range 63 - 138		Recovery = 19.64%#			
47) SURR1,1,2-dichloroetha...	5.108	65	42539	10.29	ug/L	0.00
Spiked Amount 50.000	Range 67 - 128		Recovery = 20.58%#			
64) SURR3,Toluene-d8	7.943	98	140425	10.16	ug/L	0.00
Spiked Amount 50.000	Range 66 - 138		Recovery = 20.32%#			
69) SURR2,BFB	10.723	95	54650	10.20	ug/L	0.00
Spiked Amount 50.000	Range 31 - 154		Recovery = 20.40%#			
Target Compounds						Qvalue
2) Dichlorodifluoromethane	1.042	85	20220	5.41	ug/L	99
3) Chloromethane	1.145	50	22519	5.88	ug/L	96
4) Vinyl Chloride	1.212	62	22393	5.69	ug/L	95
5) Bromomethane	1.407	94	24255	7.74	ug/L	96
6) Chloroethane	1.474	64	12674	5.34	ug/L	99
7) Freon 21	1.603	67	31113	5.11	ug/L	99
8) Trichlorofluoromethane	1.645	101	28108	5.20	ug/L	95
9) Diethyl Ether	1.840	59	15779	5.84	ug/L	96
10) Freon 123a	1.840	67	20001	5.87	ug/L	90
11) Freon 123	1.889	83	23254	5.87	ug/L	99
12) Acrolein	1.926	56	19390	38.50	ug/L	97
13) 1,1-Diclethene	2.005	96	12846	5.75	ug/L	96
14) Freon 113	2.011	101	16189	5.56	ug/L	85
15) Acetone	2.035	43	10101	7.82	ug/L	95
16) 2-Propanol	2.151	45	37733	103.80	ug/L	95
17) Iodomethane	2.115	142	10788	2.26	ug/L	98
18) Carbon Disulfide	2.169	76	47060	5.94	ug/L	98
19) Acetonitrile	2.249	41	8089	22.78	ug/L	92
20) Allyl Chloride	2.285	76	8913	6.28	ug/L	94
21) Methyl Acetate	2.304	43	15573	4.45	ug/L	97
22) Methylene Chloride	2.383	84	20493	5.79	ug/L	90
23) TBA	2.499	59	77196	130.69	ug/L	93
24) Acrylonitrile	2.596	53	35367	26.69	ug/L	99
25) Methyl-t-Butyl Ether	2.651	73	55442	5.51	ug/L	99
26) trans-1,2-Dichloroethene	2.639	96	15115	5.32	ug/L	91
27) 1,1-Diclethane	3.060	63	29805	5.42	ug/L	99
28) Vinyl Acetate	3.145	86	3564	7.05	ug/L #	68
29) DIPE	3.175	45	53334	5.43	ug/L	92
30) 2-Chloro-1,3-Butadiene	3.175	53	24640	5.56	ug/L	91
31) ETBE	3.633	59	54830	5.62	ug/L	100
32) 2,2-Dichloropropane	3.767	77	27269	5.77	ug/L	97
33) cis-1,2-Dichloroethene	3.779	96	19574	5.55	ug/L	92
34) 2-Butanone	3.822	43	11656	5.70	ug/L	93
35) Propionitrile	3.883	54	15145	27.48	ug/L	95
36) Bromochloromethane	4.114	130	13105	5.30	ug/L #	87
37) Methacrylonitrile	4.108	67	7924	5.06	ug/L	92
38) Tetrahydrofuran	4.212	42	7959	6.07	ug/L	91
39) Chloroform	4.273	83	30948	5.42	ug/L	98
40) 1,1,1-Trichloroethane	4.541	97	26848	5.58	ug/L	98

Quantitation Report (QT Reviewed)

Data Path : I:\ACQUDATA\MSVOA14\Data\050321\
Data File : F5404.D
Acq On : 3 May 2021 10:12 am
Operator : F.NAEGLER
Sample : 5 PPB STD Inst : MSVOA14
Misc :
ALS Vial : 4 Sample Multiplier: 1

Quant Time: May 04 08:38:24 2021
Quant Method : I:\ACQUDATA\MSVOA14\Methods\S050321.M
Quant Title : MS#14 - 8260 SOILS 10ml PURGE
QLast Update : Wed Feb 03 10:13:14 2021
Response via : Initial Calibration

	Compound	R.T.	QIon	Response	Conc Units	Dev(Min)
41)	TAME	5.498	73	51156	5.39 ug/L	94
43)	Cyclohexane	4.626	41	15786	4.82 ug/L	100
45)	Carbontetrachloride	4.828	121	7058	5.04 ug/L	95
46)	1,1-Dichloropropene	4.846	75	22689	5.29 ug/L	98
48)	Benzene	5.205	78	68018	5.22 ug/L	96
49)	1,2-Dichloroethane	5.248	62	24987	5.07 ug/L	100
50)	Iso-Butyl Alcohol	5.242	43	23250	103.87 ug/L	90
51)	n-Heptane	5.797	43	17865	4.00 ug/L	92
52)	1-Butanol	6.358	56	36734	274.08 ug/L	92
53)	Trichloroethene	6.297	130	19500	5.16 ug/L	97
54)	Methylcyclohexane	6.559	55	20617	4.79 ug/L	94
55)	1,2-Diclpropane	6.602	63	17875	5.09 ug/L	97
56)	Dibromomethane	6.760	93	12306	5.03 ug/L	92
57)	1,4-Dioxane	6.851	88	6193	105.65 ug/L	96
58)	Methyl Methacrylate	6.888	69	14273	5.19 ug/L	96
59)	Bromodichloromethane	7.022	83	23555	4.96 ug/L	98
60)	2-Nitropropane	7.333	41	15554	11.72 ug/L #	76
61)	2-Chloroethylvinyl Ether	7.486	63	6979	3.12 ug/L	98
62)	cis-1,3-Dichloropropene	7.620	75	28440	5.12 ug/L	94
63)	4-Methyl-2-pentanone	7.857	43	21065	4.83 ug/L	99
65)	Toluene	8.022	91	76617	5.20 ug/L	98
66)	trans-1,3-Dichloropropene	8.327	75	25356	4.86 ug/L	98
67)	Ethyl Methacrylate	8.498	69	24142	4.87 ug/L	98
68)	1,1,2-Trichloroethane	8.522	97	16401	4.93 ug/L	98
71)	Tetrachloroethene	8.668	164	15165	5.04 ug/L	97
72)	2-Hexanone	8.863	43	15341	4.85 ug/L	95
73)	1,3-Dichloropropane	8.705	76	28217	5.09 ug/L	98
74)	Dibromochloromethane	8.955	129	16633	4.38 ug/L	94
75)	N-Butyl Acetate	9.052	43	29294	4.77 ug/L	97
76)	1,2-Dibromoethane	9.052	107	17670	5.01 ug/L	100
77)	Chlorobenzene	9.601	112	51166	5.08 ug/L	100
78)	1,1,1,2-Tetrachloroethane	9.705	131	18574	4.92 ug/L	95
79)	Ethylbenzene	9.741	106	26009	5.15 ug/L	91
80)	(m+p)Xylene	9.869	106	62672	10.06 ug/L	99
81)	o-Xylene	10.247	106	31863	5.16 ug/L	98
82)	Styrene	10.259	104	53062	4.98 ug/L	98
83)	Bromoform	10.406	173	11434	4.10 ug/L	96
84)	Isopropylbenzene	10.607	105	79641	5.06 ug/L	97
85)	Cyclohexanone	10.656	55	75497	100.04 ug/L	99
86)	trans-1,4-Dichloro-2-B...	10.930	53	5270	4.19 ug/L	87
88)	1,1,2,2-Tetrachloroethane	10.881	83	22077	4.93 ug/L	95
89)	Bromobenzene	10.845	156	22446	5.04 ug/L	95
90)	1,2,3-Trichloropropane	10.900	110	7703	5.39 ug/L	91
91)	n-Propylbenzene	10.979	91	92662	5.35 ug/L	97
92)	2-Chlorotoluene	11.034	91	56357	5.28 ug/L	98
93)	4-Chlorotoluene	11.131	91	64599	5.20 ug/L	97
94)	1,3,5-Trimethylbenzene	11.143	105	66526	5.22 ug/L	95
95)	tert-Butylbenzene	11.418	119	59750	5.33 ug/L	100
96)	1,2,4-Trimethylbenzene	11.460	105	65613	5.06 ug/L	98
97)	sec-Butylbenzene	11.607	105	87666	5.36 ug/L	98
98)	p-Isopropyltoluene	11.735	119	72880	5.15 ug/L	97
99)	1,3-Dclbenz	11.680	146	43113	5.18 ug/L	97
100)	1,4-Dclbenz	11.753	146	44029	5.15 ug/L	95
101)	n-Butylbenzene	12.076	91	63600	4.99 ug/L	100
102)	1,2-Dclbenz	12.064	146	41416	5.08 ug/L	99
103)	1,2-Dibromo-3-chloropr...	12.698	157	5052	4.17 ug/L	90

1st FN 05/04/21
2nd WR 05/04/21

Quantitation Report (QT Reviewed)

Data Path : I:\ACQUDATA\MSVOA14\Data\050321\
Data File : F5404.D
Acq On : 3 May 2021 10:12 am
Operator : F.NAEGLER
Sample : 5 PPB STD Inst : MSVOA14
Misc :
ALS Vial : 4 Sample Multiplier: 1

Quant Time: May 04 08:38:24 2021
Quant Method : I:\ACQUDATA\MSVOA14\Methods\S050321.M
Quant Title : MS#14 - 8260 SOILS 10ml PURGE
QLast Update : Wed Feb 03 10:13:14 2021
Response via : Initial Calibration

Compound	R.T.	QIon	Response	Conc Units	Dev(Min)
104) 1,3,5-Trichlorobenzene	12.875	180	31837	4.76 ug/L	99
105) 1,2,4-Tcbenzene	13.362	180	31477	4.72 ug/L	99
106) Hexachlorobt	13.509	225	14973	4.35 ug/L	96
107) Naphthalen	13.551	128	76346	4.69 ug/L	99
108) 1,2,3-Tclbenzene	13.740	180	30953	4.74 ug/L	99

(#) = qualifier out of range (m) = manual integration (+) = signals summed

Quantitation Report (QT Reviewed)

Data Path : I:\ACQUDATA\MSVOA14\Data\050321\
Data File : F5404.D
Acq On : 3 May 2021 10:12 am
Operator : F.NAEGLER
Sample : 5 PPB STD Inst : MSVOA14
Misc :
ALS Vial : 4 Sample Multiplier: 1

Quant Time: May 04 08:38:24 2021
Quant Method : I:\ACQUDATA\MSVOA14\Methods\S050321.M
Quant Title : MS#14 - 8260 SOILS 10ml PURGE
QLast Update : Wed Feb 03 10:13:14 2021
Response via : Initial Calibration

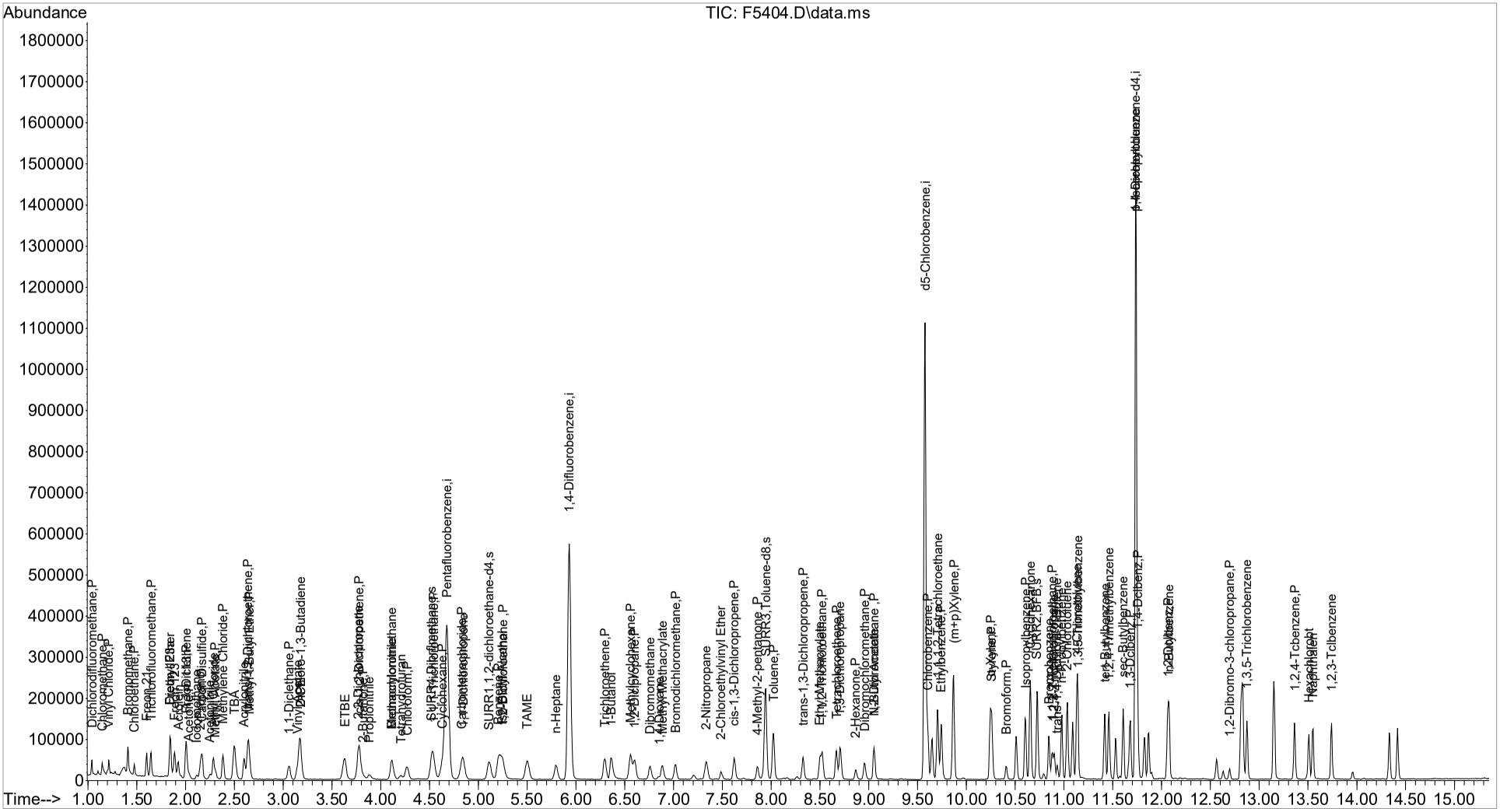

1st FJ 05/04/21
2nd 05/04/21

Quantitation Report (QT Reviewed)

Data Path : I:\ACQUDATA\MSVOA14\Data\050321\
Data File : F5405.D
Acq On : 3 May 2021 10:36 am
Operator : F.NAEGLER
Sample : 20 PPB STD Inst : MSVOA14
Misc :
ALS Vial : 5 Sample Multiplier: 1

Quant Time: May 04 08:39:16 2021
Quant Method : I:\ACQUDATA\MSVOA14\Methods\S050321.M
Quant Title : MS#14 - 8260 SOILS 10ml PURGE
QLast Update : Wed Feb 03 10:13:14 2021
Response via : Initial Calibration

Compound	R.T.	QIon	Response	Conc	Units	Dev(Min)
Internal Standards						
1) Pentafluorobenzene	4.681	168	380488	50.00	ug/L	0.00
42) 1,4-Difluorobenzene	5.931	114	563846	50.00	ug/L	0.00
70) d5-Chlorobenzene	9.577	117	507917	50.00	ug/L	0.00
87) 1,4-Dichlorobenzene-d4	11.735	152	261725	50.00	ug/L	0.00
System Monitoring Compounds						
44) SURR4,Dibrflmethane	4.529	113	68612	18.57	ug/L	0.00
Spiked Amount 50.000	Range 63 - 138		Recovery = 37.14%#			
47) SURR1,1,2-dichloroetha...	5.114	65	79627	19.42	ug/L	0.00
Spiked Amount 50.000	Range 67 - 128		Recovery = 38.84%#			
64) SURR3,Toluene-d8	7.943	98	258734	18.87	ug/L	0.00
Spiked Amount 50.000	Range 66 - 138		Recovery = 37.74%#			
69) SURR2,BFB	10.723	95	98111	18.46	ug/L	0.00
Spiked Amount 50.000	Range 31 - 154		Recovery = 36.92%			
Target Compounds						Qvalue
2) Dichlorodifluoromethane	1.042	85	97530	26.19	ug/L	97
3) Chloromethane	1.145	50	96651	25.31	ug/L	98
4) Vinyl Chloride	1.212	62	100093	25.53	ug/L	99
5) Bromomethane	1.414	94	81248	26.01	ug/L	100
6) Chloroethane	1.481	64	53314	22.52	ug/L	100
7) Freon 21	1.603	67	126111	20.77	ug/L	100
8) Trichlorofluoromethane	1.645	101	125200	23.22	ug/L	99
9) Diethyl Ether	1.840	59	62243	23.10	ug/L	99
10) Freon 123a	1.847	67	79926	23.53	ug/L	95
11) Freon 123	1.889	83	94480	23.92	ug/L	95
12) Acrolein	1.926	56	76898	153.17	ug/L	98
13) 1,1-Diclethene	2.005	96	54724	24.57	ug/L	94
14) Freon 113	2.011	101	70320	24.23	ug/L	95
15) Acetone	2.042	43	28819	22.37	ug/L	98
16) 2-Propanol	2.157	45	144660	399.17	ug/L	98
17) Iodomethane	2.115	142	57340	12.06	ug/L	96
18) Carbon Disulfide	2.170	76	197185	24.98	ug/L	99
19) Acetonitrile	2.249	41	34795	98.28	ug/L	98
20) Allyl Chloride	2.285	76	35922	25.37	ug/L	99
21) Methyl Acetate	2.310	43	59706	17.11	ug/L	97
22) Methylene Chloride	2.383	84	74606	21.13	ug/L	96
23) TBA	2.499	59	259975	441.50	ug/L	97
24) Acrylonitrile	2.596	53	150056	113.60	ug/L	100
25) Methyl-t-Butyl Ether	2.651	73	222740	22.22	ug/L	100
26) trans-1,2-Dichloroethene	2.639	96	64932	22.91	ug/L	95
27) 1,1-Diclethane	3.060	63	126417	23.04	ug/L	98
28) Vinyl Acetate	3.139	86	15062	29.90	ug/L #	82
29) DIPE	3.176	45	219104	22.39	ug/L	98
30) 2-Chloro-1,3-Butadiene	3.169	53	103918	23.53	ug/L	99
31) ETBE	3.627	59	214173	22.00	ug/L	99
32) 2,2-Dichloropropane	3.773	77	114838	24.39	ug/L	99
33) cis-1,2-Dichloroethene	3.779	96	77465	22.04	ug/L	100
34) 2-Butanone	3.816	43	43498	21.33	ug/L	98
35) Propionitrile	3.877	54	59102	107.57	ug/L	98
36) Bromochloromethane	4.114	130	52969	21.47	ug/L	98
37) Methacrylonitrile	4.114	67	33420	21.42	ug/L	100
38) Tetrahydrofuran	4.206	42	27684	21.17	ug/L	97
39) Chloroform	4.267	83	128549	22.59	ug/L	97
40) 1,1,1-Trichloroethane	4.541	97	113099	23.56	ug/L	98

Quantitation Report (QT Reviewed)

Data Path : I:\ACQUDATA\MSVOA14\Data\050321\
Data File : F5405.D
Acq On : 3 May 2021 10:36 am
Operator : F.NAEGLER
Sample : 20 PPB STD Inst : MSVOA14
Misc :
ALS Vial : 5 Sample Multiplier: 1

Quant Time: May 04 08:39:16 2021
Quant Method : I:\ACQUDATA\MSVOA14\Methods\S050321.M
Quant Title : MS#14 - 8260 SOILS 10ml PURGE
QLast Update : Wed Feb 03 10:13:14 2021
Response via : Initial Calibration

Compound	R.T.	QIon	Response	Conc Units	Dev(Min)
41) TAME	5.498	73	204556	21.61 ug/L	98
43) Cyclohexane	4.639	41	63553	19.57 ug/L	92
45) Carbontetrachloride	4.828	121	31357	22.58 ug/L	96
46) 1,1-Dichloropropene	4.846	75	97750	22.97 ug/L	98
48) Benzene	5.212	78	283837	21.94 ug/L	99
49) 1,2-Dichloroethane	5.248	62	100484	20.56 ug/L	98
50) Iso-Butyl Alcohol	5.248	43	99800	449.49 ug/L	97
51) n-Heptane	5.797	43	74684	16.84 ug/L	98
52) 1-Butanol	6.358	56	158555	1192.61 ug/L	94
53) Trichloroethene	6.297	130	84531	22.54 ug/L	97
54) Methylcyclohexane	6.559	55	83874	19.64 ug/L	95
55) 1,2-Diclpropane	6.602	63	73027	20.98 ug/L	100
56) Dibromomethane	6.760	93	49707	20.50 ug/L	96
57) 1,4-Dioxane	6.852	88	25985	446.90 ug/L	98
58) Methyl Methacrylate	6.882	69	58176	21.33 ug/L	99
59) Bromodichloromethane	7.016	83	98485	20.93 ug/L	99
60) 2-Nitropropane	7.327	41	48684	36.98 ug/L	95
61) 2-Chloroethylvinyl Ether	7.486	63	32576	14.70 ug/L	99
62) cis-1,3-Dichloropropene	7.620	75	115616	20.99 ug/L	97
63) 4-Methyl-2-pentanone	7.858	43	85599	19.79 ug/L	98
65) Toluene	8.022	91	312487	21.37 ug/L	99
66) trans-1,3-Dichloropropene	8.327	75	105893	20.47 ug/L	98
67) Ethyl Methacrylate	8.498	69	102151	20.77 ug/L	99
68) 1,1,2-Trichloroethane	8.522	97	67853	20.58 ug/L	98
71) Tetrachloroethene	8.668	164	64935	21.63 ug/L	97
72) 2-Hexanone	8.863	43	61576	19.52 ug/L	98
73) 1,3-Dichloropropane	8.705	76	116270	21.01 ug/L	99
74) Dibromochloromethane	8.955	129	74040	19.56 ug/L	98
75) N-Butyl Acetate	9.052	43	127255	20.75 ug/L	99
76) 1,2-Dibromoethane	9.052	107	71961	20.47 ug/L	94
77) Chlorobenzene	9.601	112	209703	20.88 ug/L	99
78) 1,1,1,2-Tetrachloroethane	9.705	131	75253	19.98 ug/L	98
79) Ethylbenzene	9.741	106	109006	21.64 ug/L	99
80) (m+p)Xylene	9.869	106	267583	43.06 ug/L	99
81) o-Xylene	10.247	106	131919	21.40 ug/L	96
82) Styrene	10.259	104	225437	21.21 ug/L	96
83) Bromoform	10.412	173	49225	17.70 ug/L	99
84) Isopropylbenzene	10.607	105	343084	21.84 ug/L	99
85) Cyclohexanone	10.656	55	342341	454.69 ug/L	99
86) trans-1,4-Dichloro-2-B...	10.930	53	21599	17.22 ug/L	95
88) 1,1,2,2-Tetrachloroethane	10.881	83	90550	20.10 ug/L	94
89) Bromobenzene	10.845	156	91649	20.50 ug/L	93
90) 1,2,3-Trichloropropane	10.900	110	30387	21.16 ug/L	99
91) n-Propylbenzene	10.979	91	398441	22.90 ug/L	99
92) 2-Chlorotoluene	11.034	91	239676	22.34 ug/L	99
93) 4-Chlorotoluene	11.131	91	270123	21.62 ug/L	98
94) 1,3,5-Trimethylbenzene	11.137	105	288267	22.49 ug/L	99
95) tert-Butylbenzene	11.418	119	254391	22.57 ug/L	100
96) 1,2,4-Trimethylbenzene	11.460	105	281321	21.59 ug/L	99
97) sec-Butylbenzene	11.607	105	376567	22.93 ug/L	99
98) p-Isopropyltoluene	11.735	119	315270	22.16 ug/L	97
99) 1,3-Dclbenz	11.680	146	174386	20.84 ug/L	99
100) 1,4-Dclbenz	11.753	146	177377	20.63 ug/L	97
101) n-Butylbenzene	12.076	91	286602	22.39 ug/L	98
102) 1,2-Dclbenz	12.064	146	170057	20.74 ug/L	98
103) 1,2-Dibromo-3-chloropr...	12.698	157	23001	18.91 ug/L	100

1st FN 05/04/21
2nd WR 05/04/21

Quantitation Report (QT Reviewed)

Data Path : I:\ACQUDATA\MSVOA14\Data\050321\
Data File : F5405.D
Acq On : 3 May 2021 10:36 am
Operator : F.NAEGLER
Sample : 20 PPB STD Inst : MSVOA14
Misc :
ALS Vial : 5 Sample Multiplier: 1

Quant Time: May 04 08:39:16 2021
Quant Method : I:\ACQUDATA\MSVOA14\Methods\S050321.M
Quant Title : MS#14 - 8260 SOILS 10ml PURGE
QLast Update : Wed Feb 03 10:13:14 2021
Response via : Initial Calibration

Compound	R.T.	QIon	Response	Conc	Units	Dev(Min)
104) 1,3,5-Trichlorobenzene	12.875	180	131320	19.53	ug/L	98
105) 1,2,4-Tcbenzene	13.363	180	131710	19.66	ug/L	100
106) Hexachlorobt	13.509	225	65974	19.08	ug/L	97
107) Naphthalen	13.552	128	320210	19.58	ug/L	99
108) 1,2,3-Tclbenzene	13.741	180	127838	19.47	ug/L	98

(#) = qualifier out of range (m) = manual integration (+) = signals summed

Quantitation Report (QT Reviewed)

Data Path : I:\ACQUDATA\MSVOA14\Data\050321\
Data File : F5405.D
Acq On : 3 May 2021 10:36 am
Operator : F.NAEGLER
Sample : 20 PPB STD Inst : MSVOA14
Misc :
ALS Vial : 5 Sample Multiplier: 1

Quant Time: May 04 08:39:16 2021
Quant Method : I:\ACQUDATA\MSVOA14\Methods\S050321.M
Quant Title : MS#14 - 8260 SOILS 10ml PURGE
QLast Update : Wed Feb 03 10:13:14 2021
Response via : Initial Calibration

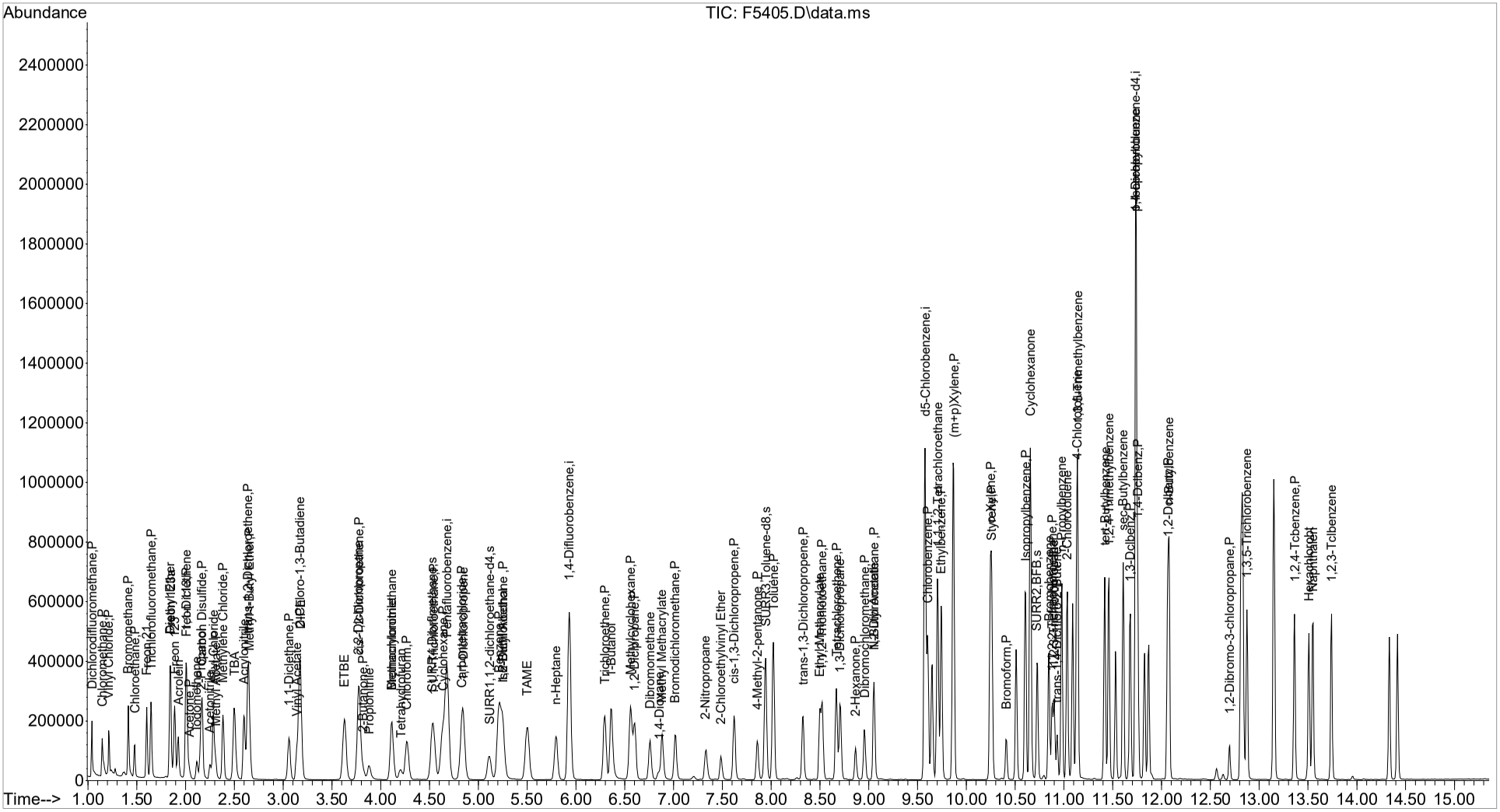

1st FJ 05/04/21
2nd 05/04/21

Quantitation Report (QT Reviewed)

Data Path : I:\ACQUDATA\MSVOA14\Data\050321\
Data File : F5406.D
Acq On : 3 May 2021 10:59 am
Operator : F.NAEGLER
Sample : 50 PPB STD Inst : MSVOA14
Misc :
ALS Vial : 6 Sample Multiplier: 1

Quant Time: May 04 08:40:10 2021
Quant Method : I:\ACQUDATA\MSVOA14\Methods\S050321.M
Quant Title : MS#14 - 8260 SOILS 10ml PURGE
QLast Update : Wed Feb 03 10:13:14 2021
Response via : Initial Calibration

Compound	R.T.	QIon	Response	Conc	Units	Dev(Min)
Internal Standards						
1) Pentafluorobenzene	4.681	168	378669	50.00	ug/L	0.00
42) 1,4-Difluorobenzene	5.931	114	565297	50.00	ug/L	0.00
70) d5-Chlorobenzene	9.577	117	512527	50.00	ug/L	0.00
87) 1,4-Dichlorobenzene-d4	11.735	152	272447	50.00	ug/L	0.00
System Monitoring Compounds						
44) SURR4,Dibrflmethane	4.529	113	186731	50.41	ug/L	0.00
Spiked Amount 50.000	Range 63 - 138		Recovery = 100.82%			
47) SURR1,1,2-dichloroetha...	5.114	65	214377	52.15	ug/L	0.00
Spiked Amount 50.000	Range 67 - 128		Recovery = 104.30%			
64) SURR3,Toluene-d8	7.943	98	691638	50.32	ug/L	0.00
Spiked Amount 50.000	Range 66 - 138		Recovery = 100.64%			
69) SURR2,BFB	10.723	95	267548	50.20	ug/L	0.00
Spiked Amount 50.000	Range 31 - 154		Recovery = 100.40%			
Target Compounds						Qvalue
2) Dichlorodifluoromethane	1.042	85	213457	57.59	ug/L	99
3) Chloromethane	1.145	50	229890	60.50	ug/L	99
4) Vinyl Chloride	1.218	62	222329	56.98	ug/L	100
5) Bromomethane	1.414	94	193929	62.38	ug/L	99
6) Chloroethane	1.474	64	122094	51.81	ug/L	99
7) Freon 21	1.603	67	300755	49.76	ug/L	100
8) Trichlorofluoromethane	1.645	101	275341	51.30	ug/L	99
9) Diethyl Ether	1.846	59	166055	61.91	ug/L	96
10) Freon 123a	1.840	67	184519	54.57	ug/L	91
11) Freon 123	1.889	83	215367	54.79	ug/L	96
12) Acrolein	1.926	56	205825	411.94	ug/L	96
13) 1,1-Diclethene	2.005	96	130852	59.03	ug/L	96
14) Freon 113	2.011	101	155075	53.69	ug/L	93
15) Acetone	2.041	43	70103	54.67	ug/L	99
16) 2-Propanol	2.163	45	394323	1093.30	ug/L	97
17) Iodomethane	2.115	142	217759	46.03	ug/L	99
18) Carbon Disulfide	2.170	76	496735	63.22	ug/L	99
19) Acetonitrile	2.255	41	84638	240.21	ug/L	96
20) Allyl Chloride	2.285	76	88491	62.80	ug/L	95
21) Methyl Acetate	2.310	43	165042	47.51	ug/L	98
22) Methylene Chloride	2.383	84	184659	52.55	ug/L	99
23) TBA	2.505	59	674909	1151.67	ug/L	98
24) Acrylonitrile	2.596	53	391432	297.75	ug/L	97
25) Methyl-t-Butyl Ether	2.651	73	590571	59.20	ug/L	100
26) trans-1,2-Dichloroethene	2.639	96	153537	54.43	ug/L	96
27) 1,1-Diclethane	3.060	63	307894	56.39	ug/L	99
28) Vinyl Acetate	3.139	86	38173	76.13	ug/L #	93
29) DIPE	3.175	45	560685	57.56	ug/L	99
30) 2-Chloro-1,3-Butadiene	3.169	53	258649	58.84	ug/L	100
31) ETBE	3.627	59	556993	57.50	ug/L	99
32) 2,2-Dichloropropane	3.773	77	261669	55.84	ug/L	97
33) cis-1,2-Dichloroethene	3.779	96	196400	56.15	ug/L	99
34) 2-Butanone	3.822	43	111369	54.86	ug/L	95
35) Propionitrile	3.883	54	158085	289.10	ug/L	100
36) Bromochloromethane	4.114	130	134702	54.87	ug/L	97
37) Methacrylonitrile	4.114	67	90740	58.42	ug/L	98
38) Tetrahydrofuran	4.200	42	72057	55.35	ug/L	92
39) Chloroform	4.267	83	322387	56.93	ug/L	98
40) 1,1,1-Trichloroethane	4.541	97	260698	54.57	ug/L	99

Quantitation Report (QT Reviewed)

Data Path : I:\ACQUDATA\MSVOA14\Data\050321\
Data File : F5406.D
Acq On : 3 May 2021 10:59 am
Operator : F.NAEGLER
Sample : 50 PPB STD Inst : MSVOA14
Misc :
ALS Vial : 6 Sample Multiplier: 1

Quant Time: May 04 08:40:10 2021
Quant Method : I:\ACQUDATA\MSVOA14\Methods\S050321.M
Quant Title : MS#14 - 8260 SOILS 10ml PURGE
QLast Update : Wed Feb 03 10:13:14 2021
Response via : Initial Calibration

Compound	R.T.	QIon	Response	Conc Units	Dev(Min)
41) TAME	5.504	73	542060	57.55 ug/L	98
43) Cyclohexane	4.632	41	143941	44.21 ug/L	96
45) Carbontetrachloride	4.834	121	70092	50.35 ug/L	97
46) 1,1-Dichloropropene	4.846	75	222018	52.03 ug/L	97
48) Benzene	5.212	78	684051	52.74 ug/L	99
49) 1,2-Dichloroethane	5.248	62	263852	53.84 ug/L	98
50) Iso-Butyl Alcohol	5.254	43	278081	1249.22 ug/L	93
51) n-Heptane	5.797	43	166942	37.55 ug/L	99
52) 1-Butanol	6.370	56	452570	3395.39 ug/L	96
53) Trichloroethene	6.297	130	202038	53.74 ug/L	97
54) Methylcyclohexane	6.559	55	194384	45.41 ug/L	97
55) 1,2-Diclpropane	6.602	63	189571	54.31 ug/L	99
56) Dibromomethane	6.754	93	132818	54.62 ug/L	96
57) 1,4-Dioxane	6.851	88	70177	1203.85 ug/L	99
58) Methyl Methacrylate	6.882	69	155386	56.82 ug/L	97
59) Bromodichloromethane	7.016	83	259238	54.94 ug/L	99
60) 2-Nitropropane	7.327	41	124762	94.52 ug/L	99
61) 2-Chloroethylvinyl Ether	7.486	63	95865	43.15 ug/L	98
62) cis-1,3-Dichloropropene	7.620	75	309440	56.03 ug/L	98
63) 4-Methyl-2-pentanone	7.857	43	234284	54.02 ug/L	99
65) Toluene	8.022	91	761723	51.96 ug/L	100
66) trans-1,3-Dichloropropene	8.327	75	291444	56.19 ug/L	100
67) Ethyl Methacrylate	8.498	69	279504	56.69 ug/L	97
68) 1,1,2-Trichloroethane	8.522	97	180480	54.60 ug/L	99
71) Tetrachloroethene	8.668	164	141499	46.72 ug/L	97
72) 2-Hexanone	8.863	43	173897	54.63 ug/L	100
73) 1,3-Dichloropropane	8.705	76	307846	55.13 ug/L	98
74) Dibromochloromethane	8.955	129	203499	53.27 ug/L	99
75) N-Butyl Acetate	9.052	43	359673	58.12 ug/L	99
76) 1,2-Dibromoethane	9.052	107	195346	55.06 ug/L	97
77) Chlorobenzene	9.601	112	529942	52.28 ug/L	100
78) 1,1,1,2-Tetrachloroethane	9.705	131	199146	52.40 ug/L	97
79) Ethylbenzene	9.747	106	261645	51.47 ug/L	94
80) (m+p)Xylene	9.869	106	644919	102.84 ug/L	99
81) o-Xylene	10.247	106	327369	52.64 ug/L	100
82) Styrene	10.259	104	583584	54.42 ug/L	98
83) Bromoform	10.406	173	139714	49.78 ug/L	98
84) Isopropylbenzene	10.607	105	811461	51.18 ug/L	99
85) Cyclohexanone	10.656	55	930370	1224.58 ug/L	99
86) trans-1,4-Dichloro-2-B...	10.930	53	64226	50.76 ug/L	97
88) 1,1,2,2-Tetrachloroethane	10.881	83	244145	52.07 ug/L	100
89) Bromobenzene	10.845	156	239981	51.56 ug/L	95
90) 1,2,3-Trichloropropane	10.900	110	82793	55.39 ug/L	95
91) n-Propylbenzene	10.979	91	953790	52.66 ug/L	100
92) 2-Chlorotoluene	11.034	91	602086	53.92 ug/L	97
93) 4-Chlorotoluene	11.131	91	696183	53.53 ug/L	100
94) 1,3,5-Trimethylbenzene	11.143	105	713911	53.52 ug/L	98
95) tert-Butylbenzene	11.418	119	610020	51.98 ug/L	99
96) 1,2,4-Trimethylbenzene	11.460	105	717959	52.94 ug/L	99
97) sec-Butylbenzene	11.607	105	896795	52.45 ug/L	98
98) p-Isopropyltoluene	11.735	119	776268	52.42 ug/L	99
99) 1,3-Dclbenz	11.680	146	446629	51.28 ug/L	99
100) 1,4-Dclbenz	11.759	146	456545	51.00 ug/L	98
101) n-Butylbenzene	12.076	91	693876	52.06 ug/L	98
102) 1,2-Dclbenz	12.064	146	443333	51.94 ug/L	98
103) 1,2-Dibromo-3-chloropr...	12.698	157	67142	53.04 ug/L	96

1st FN 05/04/21
2nd WR 05/04/21

Quantitation Report (QT Reviewed)

Data Path : I:\ACQUDATA\MSVOA14\Data\050321\
Data File : F5406.D
Acq On : 3 May 2021 10:59 am
Operator : F.NAEGLER
Sample : 50 PPB STD Inst : MSVOA14
Misc :
ALS Vial : 6 Sample Multiplier: 1

Quant Time: May 04 08:40:10 2021
Quant Method : I:\ACQUDATA\MSVOA14\Methods\S050321.M
Quant Title : MS#14 - 8260 SOILS 10ml PURGE
QLast Update : Wed Feb 03 10:13:14 2021
Response via : Initial Calibration

Compound	R.T.	QIon	Response	Conc	Units	Dev(Min)
104) 1,3,5-Trichlorobenzene	12.875	180	334307	47.76	ug/L	98
105) 1,2,4-Tcbenzene	13.362	180	347524	49.84	ug/L	99
106) Hexachlorobt	13.509	225	164054	45.58	ug/L	99
107) Naphthalen	13.551	128	894911	52.55	ug/L	100
108) 1,2,3-Tclbenzene	13.740	180	346172	50.65	ug/L	98

(#) = qualifier out of range (m) = manual integration (+) = signals summed

Quantitation Report (QT Reviewed)

Data Path : I:\ACQUDATA\MSVOA14\Data\050321\
Data File : F5406.D
Acq On : 3 May 2021 10:59 am
Operator : F.NAEGLER
Sample : 50 PPB STD Inst : MSVOA14
Misc :
ALS Vial : 6 Sample Multiplier: 1

Quant Time: May 04 08:40:10 2021
Quant Method : I:\ACQUDATA\MSVOA14\Methods\S050321.M
Quant Title : MS#14 - 8260 SOILS 10ml PURGE
QLast Update : Wed Feb 03 10:13:14 2021
Response via : Initial Calibration

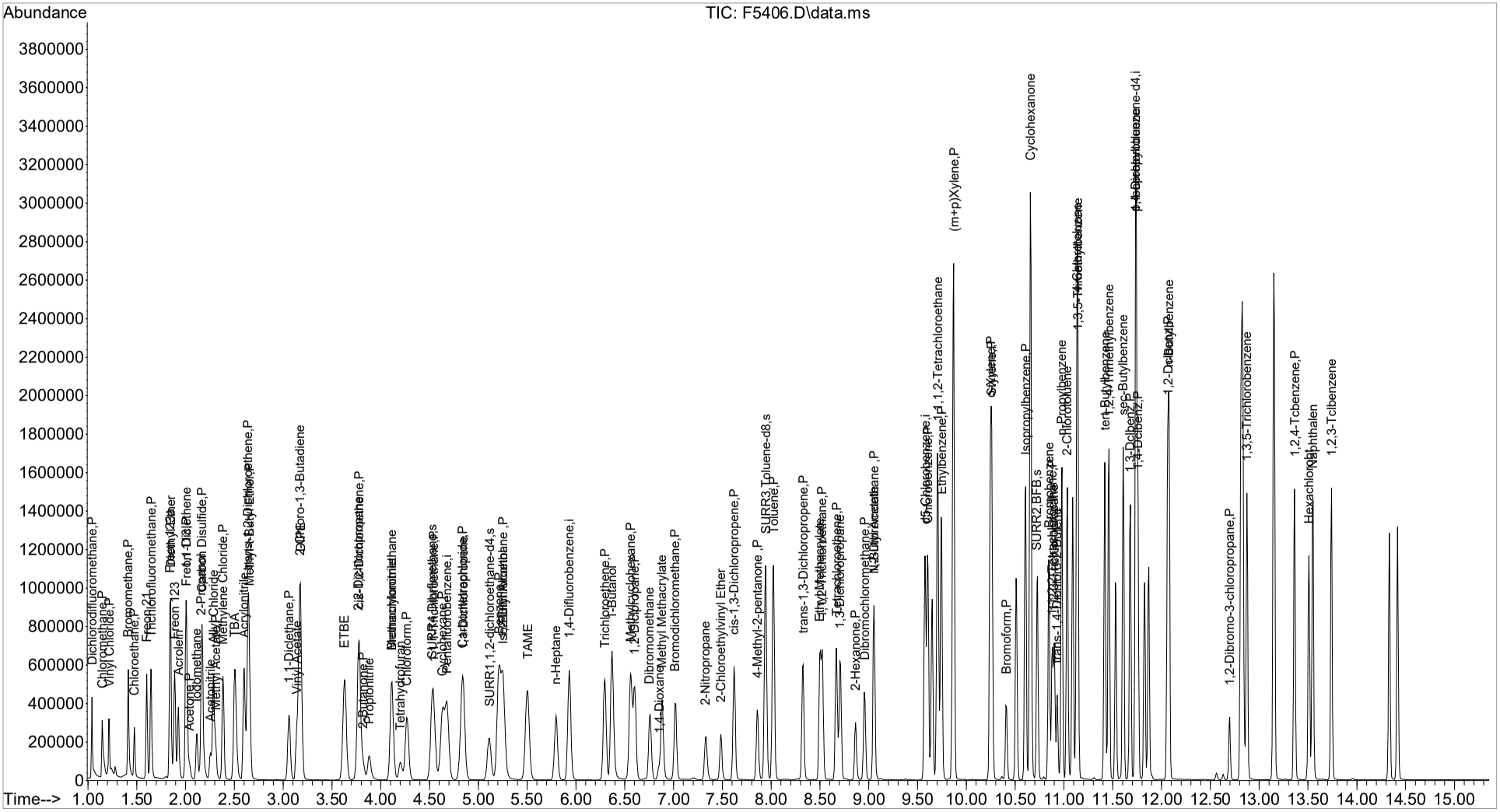

1st FJ 05/04/21
2nd 05/04/21

1st FN 05/04/21
2nd KR 05/04/21

Quantitation Report (Qedit)

Data Path : I:\ACQUDATA\MSVOA14\Data\050321\
Data File : F5407.D
Acq On : 3 May 2021 11:22 am
Operator : F.NAEGLER
Sample : 100 PPB STD Inst : MSVOA14
Misc :
ALS Vial : 7 Sample Multiplier: 1

Quant Time: May 04 08:41:00 2021
Quant Method : I:\ACQUDATA\MSVOA14\Methods\S050321.M
Quant Title : MS#14 - 8260 SOILS 10ml PURGE
QLast Update : Wed Feb 03 10:13:14 2021
Response via : Initial Calibration

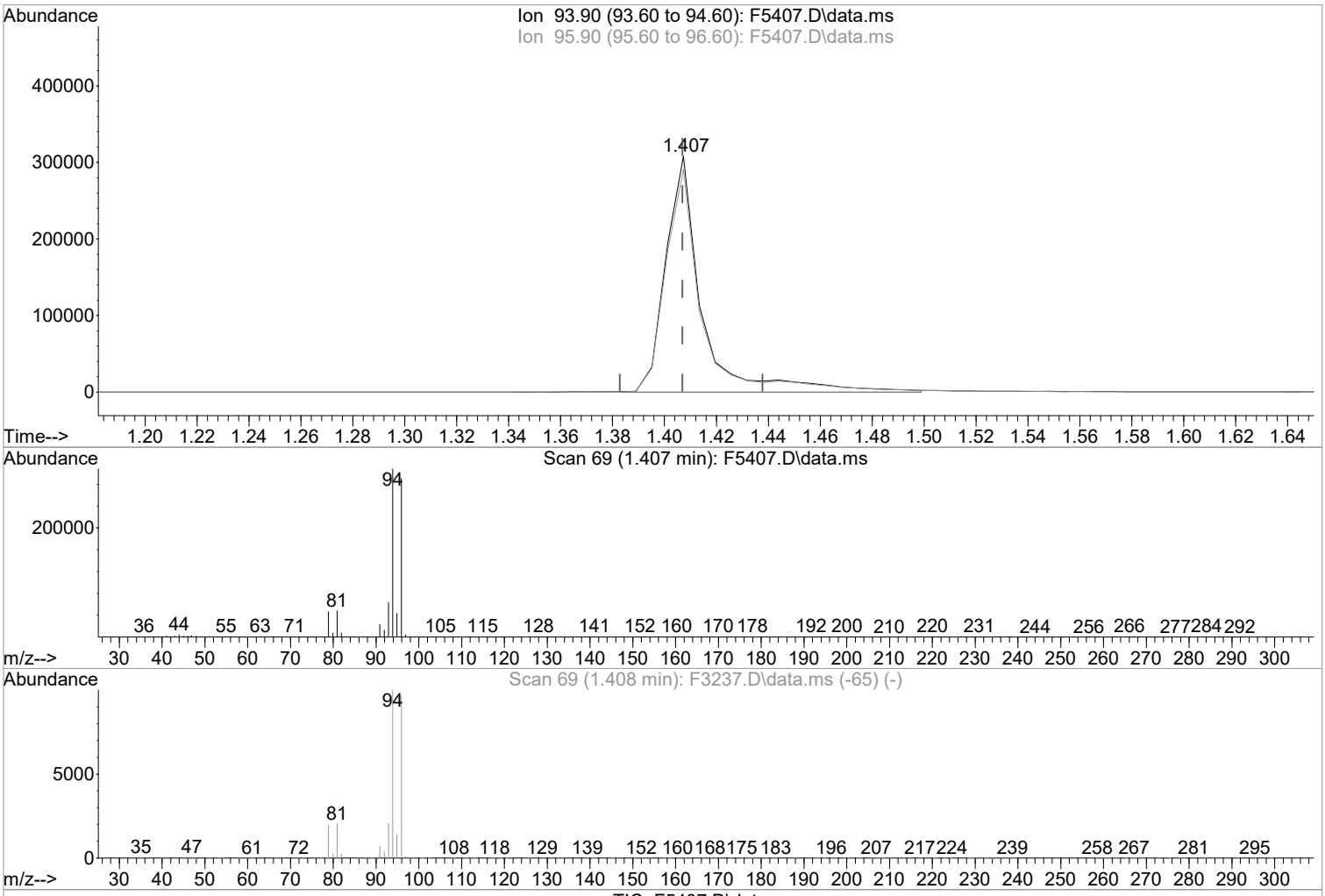

TIC: F5407.D\data.ms

(5) Bromomethane (P)

1.407min (+0.000) 93.03 ug/L m

response 298222

Ion	Exp%	Act%
93.90	100	100
95.90	96.20	94.41
0.00	0.00	0.00
0.00	0.00	0.00

Manual Integration:

After

Poor integration.

05/04/21

1st FN 05/04/21
2nd KR 05/04/21

Quantitation Report (Qedit)

Data Path : I:\ACQUDATA\MSVOA14\Data\050321\
Data File : F5407.D
Acq On : 3 May 2021 11:22 am
Operator : F.NAEGLER
Sample : 100 PPB STD Inst : MSVOA14
Misc :
ALS Vial : 7 Sample Multiplier: 1

Quant Time: May 04 08:41:00 2021
Quant Method : I:\ACQUDATA\MSVOA14\Methods\S050321.M
Quant Title : MS#14 - 8260 SOILS 10ml PURGE
QLast Update : Wed Feb 03 10:13:14 2021
Response via : Initial Calibration

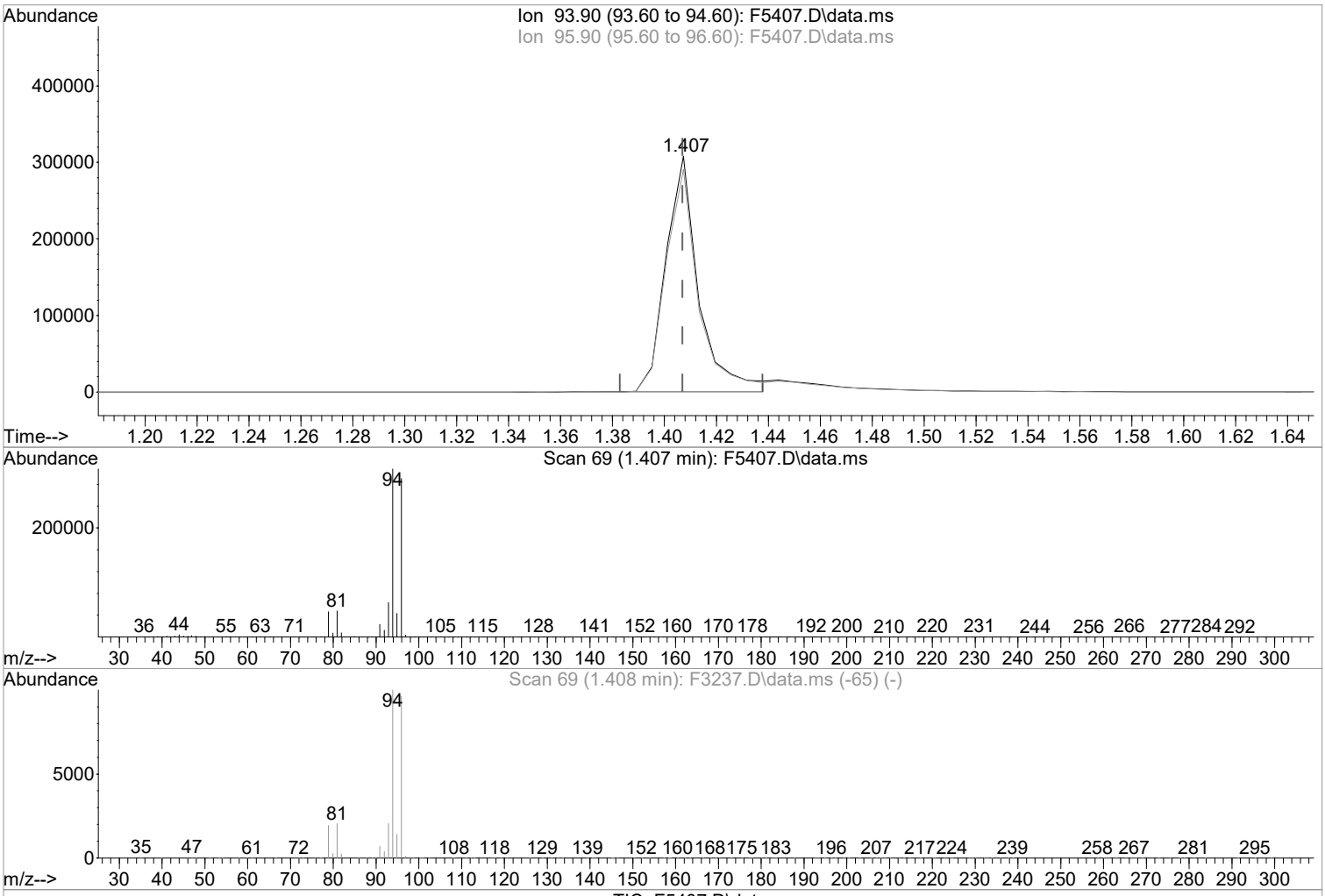

TIC: F5407.D\data.ms

(5) Bromomethane (P)

1.407min (+0.000) 84.32 ug/L

response 270302

Ion	Exp%	Act%
93.90	100	100
95.90	96.20	94.41
0.00	0.00	0.00
0.00	0.00	0.00

Manual Integration:

Before

05/04/21

1st FN 05/04/21
2nd WR 05/04/21

Quantitation Report (QT Reviewed)

Data Path : I:\ACQUDATA\MSVOA14\Data\050321\
Data File : F5407.D
Acq On : 3 May 2021 11:22 am
Operator : F.NAEGLER
Sample : 100 PPB STD Inst : MSVOA14
Misc :
ALS Vial : 7 Sample Multiplier: 1

Quant Time: May 04 08:41:15 2021
Quant Method : I:\ACQUDATA\MSVOA14\Methods\S050321.M
Quant Title : MS#14 - 8260 SOILS 10ml PURGE
QLast Update : Wed Feb 03 10:13:14 2021
Response via : Initial Calibration

Compound	R.T.	QIon	Response	Conc	Units	Dev(Min)
Internal Standards						
1) Pentafluorobenzene	4.681	168	390472	50.00	ug/L	0.00
42) 1,4-Difluorobenzene	5.931	114	576903	50.00	ug/L	0.00
70) d5-Chlorobenzene	9.576	117	522020	50.00	ug/L	0.00
87) 1,4-Dichlorobenzene-d4	11.735	152	276746	50.00	ug/L	0.00
System Monitoring Compounds						
44) SURR4,Dibrflmethane	4.529	113	392754	103.89	ug/L	0.00
Spiked Amount 50.000	Range 63 - 138		Recovery = 207.78%#			
47) SURR1,1,2-dichloroetha...	5.108	65	441462	105.22	ug/L	0.00
Spiked Amount 50.000	Range 67 - 128		Recovery = 210.44%#			
64) SURR3,Toluene-d8	7.943	98	1469767	104.79	ug/L	0.00
Spiked Amount 50.000	Range 66 - 138		Recovery = 209.58%#			
69) SURR2,BFB	10.723	95	565648	104.00	ug/L	0.00
Spiked Amount 50.000	Range 31 - 154		Recovery = 208.00%#			
Target Compounds						Qvalue
2) Dichlorodifluoromethane	1.042	85	418535	109.50	ug/L	99
3) Chloromethane	1.145	50	444502	113.44	ug/L	100
4) Vinyl Chloride	1.218	62	442017	109.85	ug/L	99
5) Bromomethane	1.407	94	298222m	93.03	ug/L	
6) Chloroethane	1.474	64	232194	95.56	ug/L	97
7) Freon 21	1.602	67	620127	99.50	ug/L	100
8) Trichlorofluoromethane	1.645	101	541750	97.89	ug/L	100
9) Diethyl Ether	1.846	59	330425	119.48	ug/L	96
10) Freon 123a	1.846	67	376290	107.93	ug/L	98
11) Freon 123	1.889	83	451798	111.46	ug/L	96
12) Acrolein	1.926	56	399807	776.00	ug/L	98
13) 1,1-Diclethene	2.005	96	245919	107.59	ug/L	100
14) Freon 113	2.011	101	290493	97.53	ug/L	94
15) Acetone	2.041	43	134542	101.75	ug/L	98
16) 2-Propanol	2.163	45	794459	2136.14	ug/L	96
17) Iodomethane	2.115	142	475799	97.53	ug/L	99
18) Carbon Disulfide	2.169	76	969319	119.64	ug/L	100
19) Acetonitrile	2.249	41	200319	551.35	ug/L	96
20) Allyl Chloride	2.285	76	165701	114.05	ug/L	98
21) Methyl Acetate	2.304	43	325749	90.94	ug/L	99
22) Methylene Chloride	2.383	84	367058	101.31	ug/L	100
23) TBA	2.505	59	1381664	2286.41	ug/L	97
24) Acrylonitrile	2.602	53	783943	578.29	ug/L	98
25) Methyl-t-Butyl Ether	2.651	73	1188782	115.56	ug/L	99
26) trans-1,2-Dichloroethene	2.639	96	303776	104.43	ug/L	96
27) 1,1-Diclethane	3.059	63	610724	108.47	ug/L	99
28) Vinyl Acetate	3.139	86	75548	146.12	ug/L #	81
29) DIPE	3.175	45	1103051	109.82	ug/L	99
30) 2-Chloro-1,3-Butadiene	3.169	53	508857	112.26	ug/L	100
31) ETBE	3.633	59	1110527	111.17	ug/L	99
32) 2,2-Dichloropropane	3.773	77	511454	105.84	ug/L	98
33) cis-1,2-Dichloroethene	3.779	96	390791	108.35	ug/L	98
34) 2-Butanone	3.815	43	224102	107.06	ug/L	98
35) Propionitrile	3.876	54	320739	568.82	ug/L	99
36) Bromochloromethane	4.114	130	270751	106.95	ug/L	98
37) Methacrylonitrile	4.114	67	181856	113.55	ug/L	94
38) Tetrahydrofuran	4.199	42	143771	107.11	ug/L	95
39) Chloroform	4.267	83	640827	109.73	ug/L	99
40) 1,1,1-Trichloroethane	4.541	97	513589	104.26	ug/L	98

Quantitation Report (QT Reviewed)

Data Path : I:\ACQUDATA\MSVOA14\Data\050321\
Data File : F5407.D
Acq On : 3 May 2021 11:22 am
Operator : F.NAEGLER
Sample : 100 PPB STD Inst : MSVOA14
Misc :
ALS Vial : 7 Sample Multiplier: 1

Quant Time: May 04 08:41:15 2021
Quant Method : I:\ACQUDATA\MSVOA14\Methods\S050321.M
Quant Title : MS#14 - 8260 SOILS 10ml PURGE
QLast Update : Wed Feb 03 10:13:14 2021
Response via : Initial Calibration

Compound	R.T.	QIon	Response	Conc Units	Dev(Min)
41) TAME	5.504	73	1080866	111.28 ug/L	99
43) Cyclohexane	4.632	41	301073	90.61 ug/L	98
45) Carbontetrachloride	4.834	121	136946	96.39 ug/L	94
46) 1,1-Dichloropropene	4.846	75	431360	99.07 ug/L	97
48) Benzene	5.211	78	1349569	101.97 ug/L	98
49) 1,2-Dichloroethane	5.248	62	528490	105.68 ug/L	99
50) Iso-Butyl Alcohol	5.254	43	557078	2452.21 ug/L	99
51) n-Heptane	5.797	43	374757	82.60 ug/L	98
52) 1-Butanol	6.370	56	925293	6802.31 ug/L	96
53) Trichloroethene	6.297	130	396218	103.26 ug/L	97
54) Methylcyclohexane	6.559	55	408455	93.49 ug/L	98
55) 1,2-Diclpropane	6.601	63	378130	106.15 ug/L	98
56) Dibromomethane	6.754	93	265668	107.06 ug/L	95
57) 1,4-Dioxane	6.845	88	138082	2321.06 ug/L	98
58) Methyl Methacrylate	6.882	69	316592	113.44 ug/L	97
59) Bromodichloromethane	7.016	83	523532	108.72 ug/L	99
60) 2-Nitropropane	7.327	41	250273	185.80 ug/L	97
61) 2-Chloroethylvinyl Ether	7.485	63	203993	89.97 ug/L	98
62) cis-1,3-Dichloropropene	7.620	75	620395	110.08 ug/L	99
63) 4-Methyl-2-pentanone	7.857	43	472101	106.67 ug/L	98
65) Toluene	8.022	91	1505125	100.60 ug/L	99
66) trans-1,3-Dichloropropene	8.327	75	593804	112.18 ug/L	99
67) Ethyl Methacrylate	8.497	69	571247	113.54 ug/L	97
68) 1,1,2-Trichloroethane	8.522	97	358979	106.42 ug/L	100
71) Tetrachloroethene	8.668	164	278573	90.30 ug/L	98
72) 2-Hexanone	8.863	43	350251	108.03 ug/L	99
73) 1,3-Dichloropropane	8.711	76	616393	108.37 ug/L	95
74) Dibromochloromethane	8.955	129	421077	108.21 ug/L	98
75) N-Butyl Acetate	9.052	43	727865	115.47 ug/L	98
76) 1,2-Dibromoethane	9.052	107	388321	107.47 ug/L	96
77) Chlorobenzene	9.607	112	1032974	100.05 ug/L	99
78) 1,1,1,2-Tetrachloroethane	9.705	131	401199	103.64 ug/L	99
79) Ethylbenzene	9.747	106	508147	98.15 ug/L	97
80) (m+p)Xylene	9.869	106	1272312	199.21 ug/L	99
81) o-Xylene	10.247	106	637927	100.70 ug/L	98
82) Styrene	10.259	104	1152467	105.52 ug/L	98
83) Bromoform	10.406	173	297793	104.16 ug/L	98
84) Isopropylbenzene	10.607	105	1583104	98.04 ug/L	98
85) Cyclohexanone	10.656	55	1841814	2380.16 ug/L	98
86) trans-1,4-Dichloro-2-B...	10.930	53	133521	103.60 ug/L	99
88) 1,1,2,2-Tetrachloroethane	10.881	83	497969	104.56 ug/L	98
89) Bromobenzene	10.845	156	474253	100.30 ug/L	92
90) 1,2,3-Trichloropropane	10.899	110	167337	110.20 ug/L	96
91) n-Propylbenzene	10.979	91	1861687	101.18 ug/L	99
92) 2-Chlorotoluene	11.034	91	1172442	103.37 ug/L	97
93) 4-Chlorotoluene	11.131	91	1351425	102.30 ug/L	99
94) 1,3,5-Trimethylbenzene	11.143	105	1379724	101.82 ug/L	97
95) tert-Butylbenzene	11.418	119	1182837	99.23 ug/L	99
96) 1,2,4-Trimethylbenzene	11.460	105	1405775	102.05 ug/L	99
97) sec-Butylbenzene	11.607	105	1732826	99.78 ug/L	99
98) p-Isopropyltoluene	11.735	119	1514083	100.65 ug/L	99
99) 1,3-Dclbenz	11.680	146	870919	98.44 ug/L	99
100) 1,4-Dclbenz	11.759	146	894648	98.39 ug/L	99
101) n-Butylbenzene	12.076	91	1358592	100.36 ug/L	97
102) 1,2-Dclbenz	12.064	146	874034	100.80 ug/L	99
103) 1,2-Dibromo-3-chloropr...	12.698	157	142122	110.52 ug/L	99

1st FN 05/04/21
2nd WR 05/04/21

Quantitation Report (QT Reviewed)

Data Path : I:\ACQUDATA\MSVOA14\Data\050321\
Data File : F5407.D
Acq On : 3 May 2021 11:22 am
Operator : F.NAEGLER
Sample : 100 PPB STD Inst : MSVOA14
Misc :
ALS Vial : 7 Sample Multiplier: 1

Quant Time: May 04 08:41:15 2021
Quant Method : I:\ACQUDATA\MSVOA14\Methods\S050321.M
Quant Title : MS#14 - 8260 SOILS 10ml PURGE
QLast Update : Wed Feb 03 10:13:14 2021
Response via : Initial Calibration

Compound	R.T.	QIon	Response	Conc	Units	Dev(Min)
104) 1,3,5-Trichlorobenzene	12.875	180	653884	91.96	ug/L	98
105) 1,2,4-Tcbenzene	13.362	180	670188	94.63	ug/L	100
106) Hexachlorobt	13.509	225	323211	88.39	ug/L	97
107) Naphthalen	13.551	128	1757344	101.60	ug/L	100
108) 1,2,3-Tclbenzene	13.740	180	658280	94.82	ug/L	97

(#) = qualifier out of range (m) = manual integration (+) = signals summed

Quantitation Report (QT Reviewed)

Data Path : I:\ACQUDATA\MSVOA14\Data\050321\
Data File : F5407.D
Acq On : 3 May 2021 11:22 am
Operator : F.NAEGLER
Sample : 100 PPB STD Inst : MSVOA14
Misc :
ALS Vial : 7 Sample Multiplier: 1

Quant Time: May 04 08:41:15 2021
Quant Method : I:\ACQUDATA\MSVOA14\Methods\S050321.M
Quant Title : MS#14 - 8260 SOILS 10ml PURGE
QLast Update : Wed Feb 03 10:13:14 2021
Response via : Initial Calibration

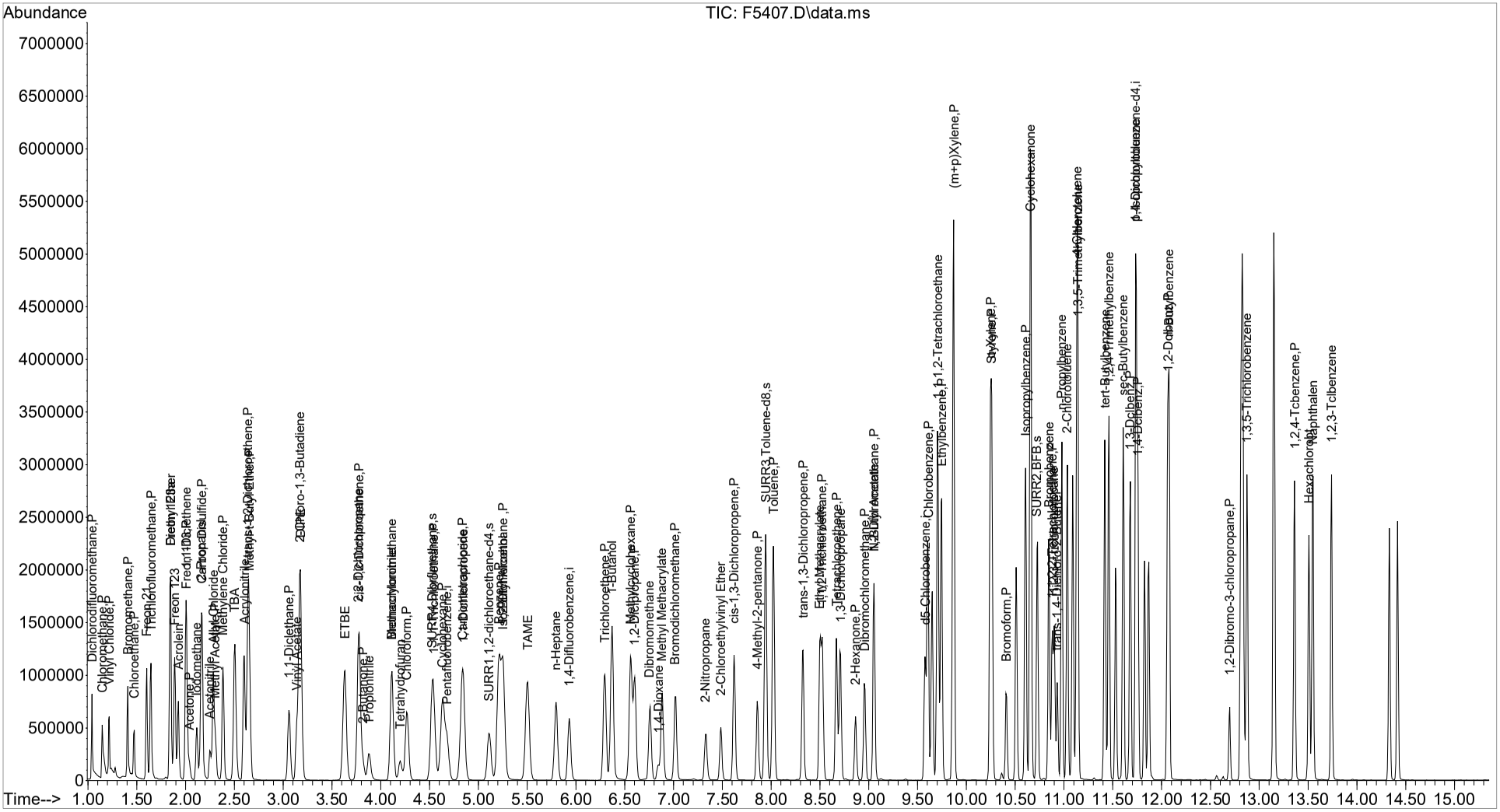

1st FJ 05/04/21
2nd 05/04/21

1st FN 05/04/21
2nd WR 05/04/21

Quantitation Report (QT Reviewed)

Data Path : I:\ACQUDATA\MSVOA14\Data\050321\
Data File : F5408.D
Acq On : 3 May 2021 11:46 am
Operator : F.NAEGLER
Sample : 150 PPB STD Inst : MSVOA14
Misc :
ALS Vial : 8 Sample Multiplier: 1

Quant Time: May 04 08:42:03 2021
Quant Method : I:\ACQUDATA\MSVOA14\Methods\S050321.M
Quant Title : MS#14 - 8260 SOILS 10ml PURGE
QLast Update : Wed Feb 03 10:13:14 2021
Response via : Initial Calibration

Compound	R.T.	QIon	Response	Conc	Units	Dev(Min)
Internal Standards						
1) Pentafluorobenzene	4.675	168	397081	50.00	ug/L	0.00
42) 1,4-Difluorobenzene	5.931	114	595793	50.00	ug/L	0.00
70) d5-Chlorobenzene	9.577	117	539673	50.00	ug/L	0.00
87) 1,4-Dichlorobenzene-d4	11.735	152	291881	50.00	ug/L	0.00
System Monitoring Compounds						
44) SURR4,Dibrflmethane	4.523	113	777561	199.16	ug/L	0.00
Spiked Amount 50.000	Range 63 - 138		Recovery	= 398.32%#		
47) SURR1,1,2-dichloroetha...	5.108	65	873376	201.57	ug/L	0.00
Spiked Amount 50.000	Range 67 - 128		Recovery	= 403.14%#		
64) SURR3,Toluene-d8	7.943	98	2916849	201.37	ug/L	0.00
Spiked Amount 50.000	Range 66 - 138		Recovery	= 402.74%#		
69) SURR2,BFB	10.729	95	1124405	200.18	ug/L	0.00
Spiked Amount 50.000	Range 31 - 154		Recovery	= 400.36%#		
Target Compounds						Qvalue
2) Dichlorodifluoromethane	1.042	85	577420	148.55	ug/L	99
3) Chloromethane	1.145	50	631422	158.46	ug/L	98
4) Vinyl Chloride	1.212	62	623538	152.38	ug/L	100
5) Bromomethane	1.401	94	261047	80.07	ug/L	99
6) Chloroethane	1.462	64	326509	132.14	ug/L	98
7) Freon 21	1.596	67	915575	144.46	ug/L	99
8) Trichlorofluoromethane	1.639	101	772683	137.29	ug/L	99
9) Diethyl Ether	1.840	59	457615	162.71	ug/L	97
10) Freon 123a	1.840	67	556772	157.03	ug/L	96
11) Freon 123	1.883	83	656826	159.34	ug/L	96
12) Acrolein	1.926	56	553194	1055.84	ug/L	98
13) 1,1-Diclethene	1.999	96	347327	149.43	ug/L	94
14) Freon 113	2.005	101	403123	133.09	ug/L	93
15) Acetone	2.041	43	199034	148.01	ug/L	98
16) 2-Propanol	2.169	45	1164826	3079.86	ug/L	97
17) Iodomethane	2.115	142	650082	131.04	ug/L	99
18) Carbon Disulfide	2.163	76	1351607	164.05	ug/L	99
19) Acetonitrile	2.249	41	281895	762.96	ug/L	99
20) Allyl Chloride	2.279	76	246199	166.63	ug/L	94
21) Methyl Acetate	2.304	43	472745	129.79	ug/L	98
22) Methylene Chloride	2.383	84	507654	137.78	ug/L	98
23) TBA	2.511	59	2008510	3268.41	ug/L	96
24) Acrylonitrile	2.596	53	1133692	822.37	ug/L	97
25) Methyl-t-Butyl Ether	2.651	73	1665343	159.19	ug/L	99
26) trans-1,2-Dichloroethene	2.633	96	425206	143.75	ug/L	94
27) 1,1-Diclethane	3.059	63	855960	149.50	ug/L	100
28) Vinyl Acetate	3.139	86	107665	204.78	ug/L #	91
29) DIPE	3.175	45	1669047	163.40	ug/L	98
30) 2-Chloro-1,3-Butadiene	3.169	53	707699	153.53	ug/L	99
31) ETBE	3.626	59	1655881	163.00	ug/L	100
32) 2,2-Dichloropropane	3.773	77	716779	145.87	ug/L	98
33) cis-1,2-Dichloroethene	3.773	96	534504	145.73	ug/L	100
34) 2-Butanone	3.815	43	326906	153.58	ug/L	98
35) Propionitrile	3.883	54	465038	811.01	ug/L	99
36) Bromochloromethane	4.108	130	377286	146.55	ug/L	97
37) Methacrylonitrile	4.114	67	257727	158.25	ug/L	95
38) Tetrahydrofuran	4.200	42	203992	149.44	ug/L	95
39) Chloroform	4.267	83	882929	148.67	ug/L	98
40) 1,1,1-Trichloroethane	4.541	97	726685	145.07	ug/L	99

Quantitation Report (QT Reviewed)

Data Path : I:\ACQUDATA\MSVOA14\Data\050321\
Data File : F5408.D
Acq On : 3 May 2021 11:46 am
Operator : F.NAEGLER
Sample : 150 PPB STD Inst : MSVOA14
Misc :
ALS Vial : 8 Sample Multiplier: 1

Quant Time: May 04 08:42:03 2021
Quant Method : I:\ACQUDATA\MSVOA14\Methods\S050321.M
Quant Title : MS#14 - 8260 SOILS 10ml PURGE
QLast Update : Wed Feb 03 10:13:14 2021
Response via : Initial Calibration

Compound	R.T.	QIon	Response	Conc Units	Dev(Min)
41) TAME	5.504	73	1606503	162.65 ug/L	99
43) Cyclohexane	4.632	41	423076	123.29 ug/L	96
45) Carbontetrachloride	4.827	121	196524	133.94 ug/L	97
46) 1,1-Dichloropropene	4.840	75	610266	135.71 ug/L	98
48) Benzene	5.205	78	1869134	136.74 ug/L	99
49) 1,2-Dichloroethane	5.248	62	726295	140.63 ug/L	99
50) Iso-Butyl Alcohol	5.272	43	811918	3460.68 ug/L	99
51) n-Heptane	5.797	43	480016	102.45 ug/L	99
52) 1-Butanol	6.382	56	1386271	9868.08 ug/L	98
53) Trichloroethene	6.291	130	539758	136.21 ug/L	96
54) Methylcyclohexane	6.559	55	551318	122.19 ug/L	99
55) 1,2-Diclpropane	6.601	63	521521	141.77 ug/L	98
56) Dibromomethane	6.754	93	367366	143.35 ug/L	97
57) 1,4-Dioxane	6.845	88	198197	3225.93 ug/L	93
58) Methyl Methacrylate	6.882	69	444090	154.08 ug/L	96
59) Bromodichloromethane	7.016	83	728956	146.58 ug/L	99
60) 2-Nitropropane	7.327	41	363188	261.07 ug/L	99
61) 2-Chloroethylvinyl Ether	7.485	63	297455	127.04 ug/L	98
62) cis-1,3-Dichloropropene	7.620	75	856087	147.08 ug/L	100
63) 4-Methyl-2-pentanone	7.857	43	688168	150.56 ug/L	99
65) Toluene	8.022	91	2083306	134.83 ug/L	99
66) trans-1,3-Dichloropropene	8.321	75	830268	151.87 ug/L	99
67) Ethyl Methacrylate	8.497	69	807249	155.36 ug/L	98
68) 1,1,2-Trichloroethane	8.522	97	499307	143.33 ug/L	99
71) Tetrachloroethene	8.668	164	383900	120.37 ug/L	97
72) 2-Hexanone	8.863	43	514960	153.63 ug/L	99
73) 1,3-Dichloropropane	8.705	76	853027	145.07 ug/L	98
74) Dibromochloromethane	8.955	129	590058	146.68 ug/L	98
75) N-Butyl Acetate	9.052	43	1060042	162.67 ug/L	99
76) 1,2-Dibromoethane	9.052	107	545271	145.97 ug/L	93
77) Chlorobenzene	9.607	112	1413163	132.40 ug/L	99
78) 1,1,1,2-Tetrachloroethane	9.705	131	551802	137.88 ug/L	99
79) Ethylbenzene	9.747	106	708796	132.42 ug/L	96
80) (m+p)Xylene	9.869	106	1758872	266.38 ug/L	99
81) o-Xylene	10.247	106	888661	135.69 ug/L	99
82) Styrene	10.259	104	1589231	140.75 ug/L	99
83) Bromoform	10.406	173	423039	143.13 ug/L	99
84) Isopropylbenzene	10.607	105	2191785	131.29 ug/L	99
85) Cyclohexanone	10.662	55	2668228	3335.33 ug/L	99
86) trans-1,4-Dichloro-2-B...	10.930	53	192829	144.72 ug/L	98
88) 1,1,2,2-Tetrachloroethane	10.881	83	726592	144.65 ug/L	98
89) Bromobenzene	10.845	156	651180	130.58 ug/L	92
90) 1,2,3-Trichloropropane	10.899	110	234965	146.72 ug/L	98
91) n-Propylbenzene	10.979	91	2543573	131.07 ug/L	98
92) 2-Chlorotoluene	11.034	91	1603347	134.03 ug/L	97
93) 4-Chlorotoluene	11.131	91	1853251	133.02 ug/L	99
94) 1,3,5-Trimethylbenzene	11.143	105	1889436	132.21 ug/L	98
95) tert-Butylbenzene	11.418	119	1616495	128.58 ug/L	100
96) 1,2,4-Trimethylbenzene	11.460	105	1897475	130.60 ug/L	99
97) sec-Butylbenzene	11.607	105	2328590	127.13 ug/L	98
98) p-Isopropyltoluene	11.735	119	2001013	126.12 ug/L	98
99) 1,3-Dclbenz	11.680	146	1164623	124.81 ug/L	99
100) 1,4-Dclbenz	11.759	146	1187171	123.79 ug/L	98
101) n-Butylbenzene	12.076	91	1761588	123.38 ug/L	98
102) 1,2-Dclbenz	12.064	146	1172304	128.19 ug/L	98
103) 1,2-Dibromo-3-chloropr...	12.698	157	208759	153.93 ug/L	97

1st FN 05/04/21
2nd WR 05/04/21

Quantitation Report (QT Reviewed)

Data Path : I:\ACQUDATA\MSVOA14\Data\050321\
Data File : F5408.D
Acq On : 3 May 2021 11:46 am
Operator : F.NAEGLER
Sample : 150 PPB STD Inst : MSVOA14
Misc :
ALS Vial : 8 Sample Multiplier: 1

Quant Time: May 04 08:42:03 2021
Quant Method : I:\ACQUDATA\MSVOA14\Methods\S050321.M
Quant Title : MS#14 - 8260 SOILS 10ml PURGE
QLast Update : Wed Feb 03 10:13:14 2021
Response via : Initial Calibration

Compound	R.T.	QIon	Response	Conc Units	Dev(Min)
104) 1,3,5-Trichlorobenzene	12.875	180	874214	116.57 ug/L	98
105) 1,2,4-Tcbenzene	13.362	180	837009	112.06 ug/L	98
106) Hexachlorobt	13.509	225	393720	102.09 ug/L	97
107) Naphthalen	13.551	128	2402660	131.70 ug/L	100
108) 1,2,3-Tclbenzene	13.740	180	846333	115.59 ug/L	98

(#) = qualifier out of range (m) = manual integration (+) = signals summed

Quantitation Report (QT Reviewed)

Data Path : I:\ACQUDATA\MSVOA14\Data\050321\
Data File : F5408.D
Acq On : 3 May 2021 11:46 am
Operator : F.NAEGLER
Sample : 150 PPB STD Inst : MSVOA14
Misc :
ALS Vial : 8 Sample Multiplier: 1

Quant Time: May 04 08:42:03 2021
Quant Method : I:\ACQUDATA\MSVOA14\Methods\S050321.M
Quant Title : MS#14 - 8260 SOILS 10ml PURGE
QLast Update : Wed Feb 03 10:13:14 2021
Response via : Initial Calibration

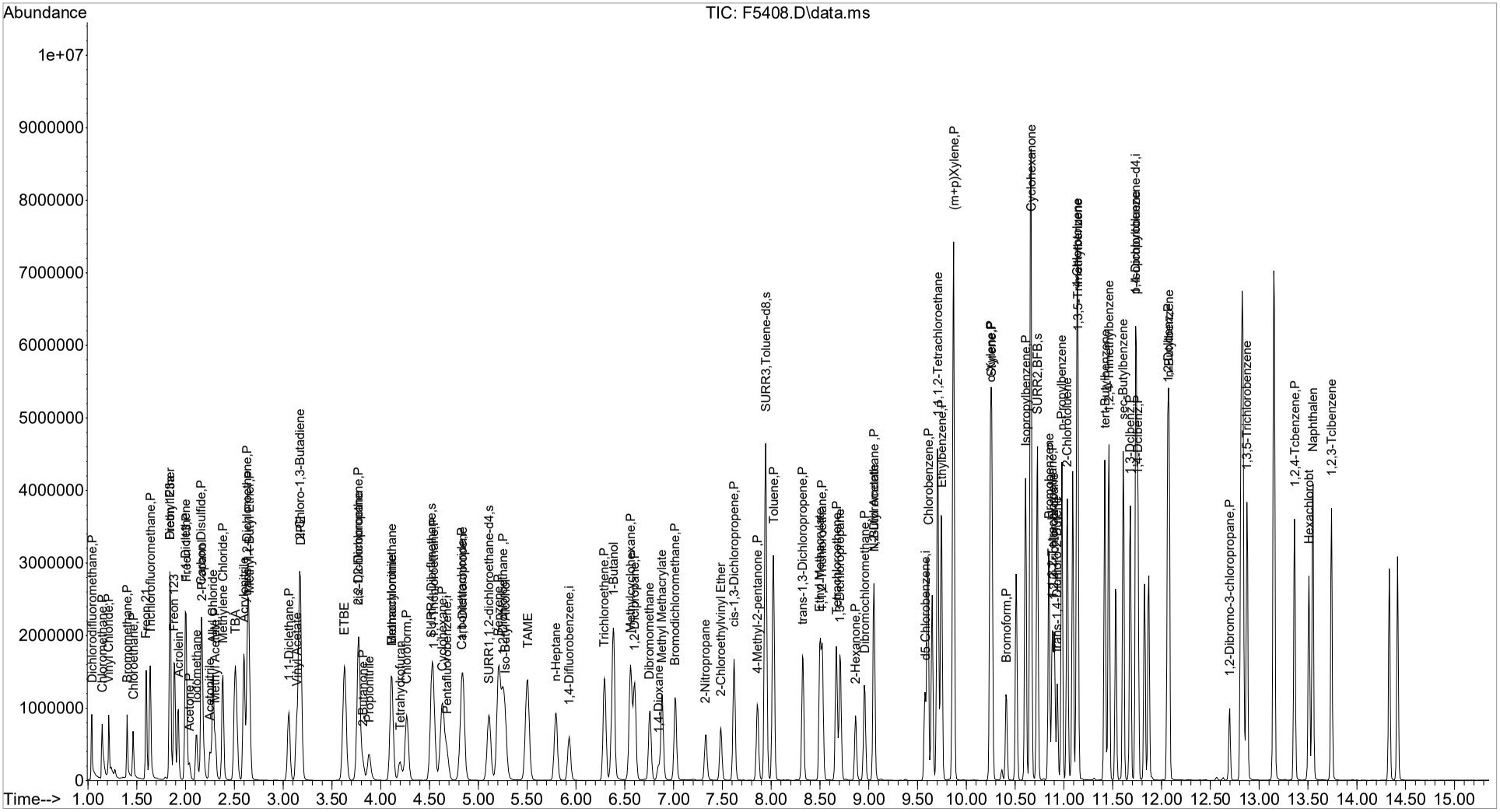

1st FJ 05/04/21
2nd 05/04/21

1st FN 05/04/21
2nd KR 05/04/21

Quantitation Report (Qedit)

Data Path : I:\ACQUDATA\MSVOA14\Data\050321\
Data File : F5409.D
Acq On : 3 May 2021 12:09 pm
Operator : F.NAEGLER
Sample : 200 PPB STD Inst : MSVOA14
Misc :
ALS Vial : 9 Sample Multiplier: 1

Quant Time: May 04 08:42:54 2021
Quant Method : I:\ACQUDATA\MSVOA14\Methods\S050321.M
Quant Title : MS#14 - 8260 SOILS 10ml PURGE
QLast Update : Wed Feb 03 10:13:14 2021
Response via : Initial Calibration

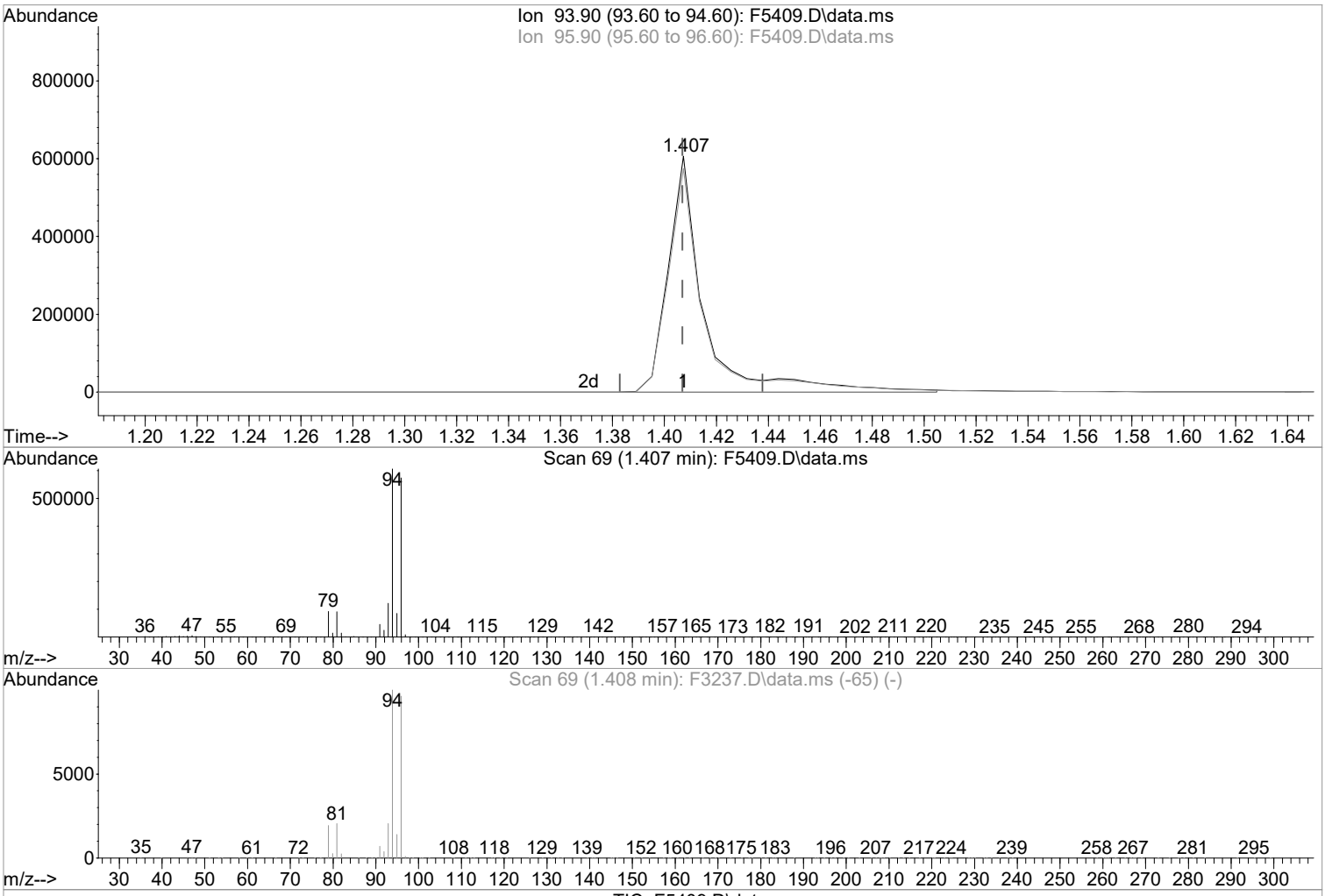

TIC: F5409.D\data.ms

(5) Bromomethane (P)

1.407min (+0.000) 179.75 ug/L m

response 580808

Ion	Exp%	Act%
93.90	100	100
95.90	96.20	94.74
0.00	0.00	0.00
0.00	0.00	0.00

Manual Integration:

After

Poor integration.

05/04/21

1st FN 05/04/21
2nd KR 05/04/21

Quantitation Report (Qedit)

Data Path : I:\ACQUDATA\MSVOA14\Data\050321\
Data File : F5409.D
Acq On : 3 May 2021 12:09 pm
Operator : F.NAEGLER
Sample : 200 PPB STD Inst : MSVOA14
Misc :
ALS Vial : 9 Sample Multiplier: 1

Quant Time: May 04 08:42:54 2021
Quant Method : I:\ACQUDATA\MSVOA14\Methods\S050321.M
Quant Title : MS#14 - 8260 SOILS 10ml PURGE
QLast Update : Wed Feb 03 10:13:14 2021
Response via : Initial Calibration

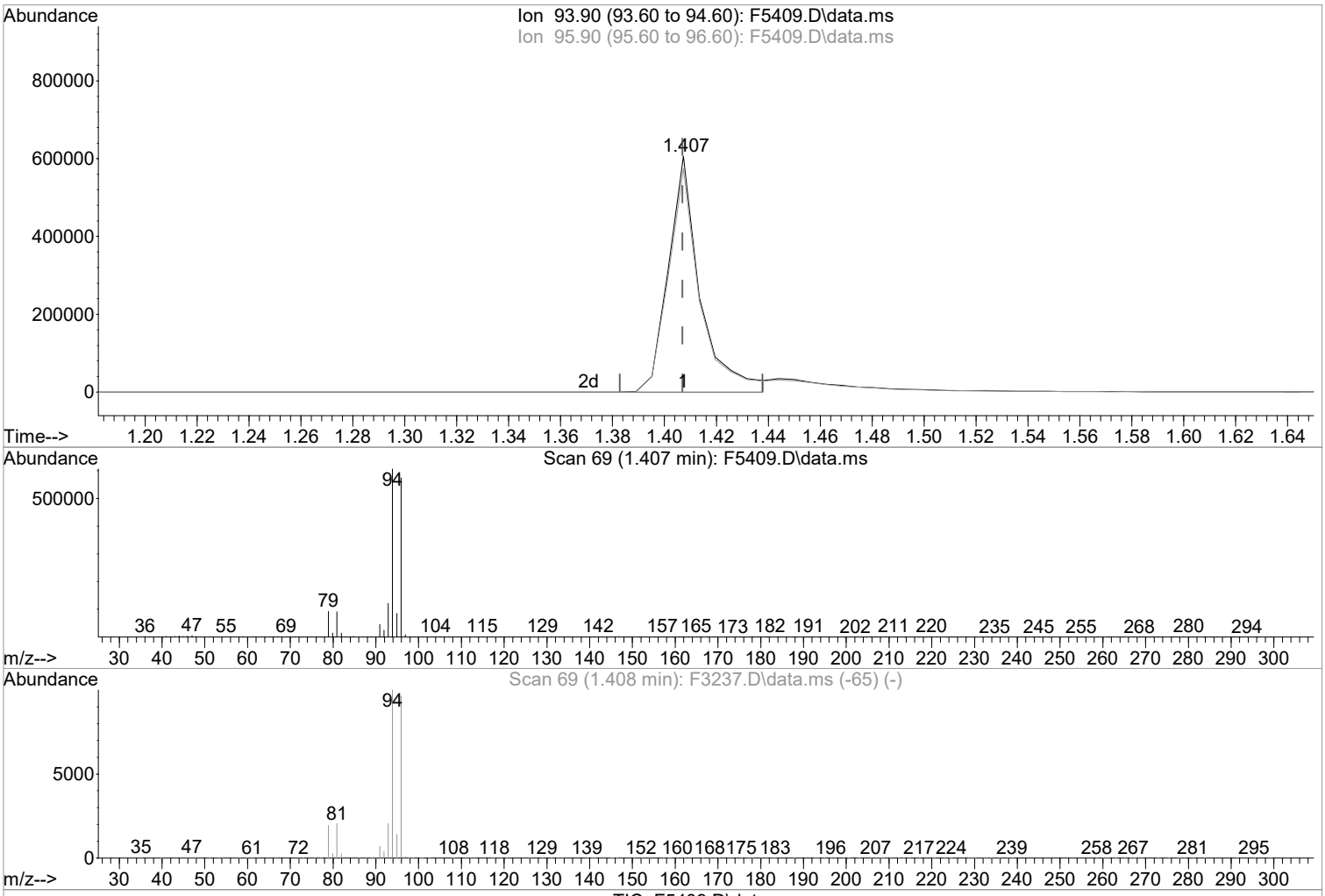

TIC: F5409.D\data.ms

(5) Bromomethane (P)

1.407min (+0.000) 158.84 ug/L

response 513268

Ion	Exp%	Act%
93.90	100	100
95.90	96.20	94.74
0.00	0.00	0.00
0.00	0.00	0.00

Manual Integration:

Before

05/04/21

1st FN 05/04/21
2nd WR 05/04/21

Quantitation Report (QT Reviewed)

Data Path : I:\ACQUDATA\MSVOA14\Data\050321\
Data File : F5409.D
Acq On : 3 May 2021 12:09 pm
Operator : F.NAEGLER
Sample : 200 PPB STD Inst : MSVOA14
Misc :
ALS Vial : 9 Sample Multiplier: 1

Quant Time: May 04 08:43:06 2021
Quant Method : I:\ACQUDATA\MSVOA14\Methods\S050321.M
Quant Title : MS#14 - 8260 SOILS 10ml PURGE
QLast Update : Wed Feb 03 10:13:14 2021
Response via : Initial Calibration

Compound	R.T.	QIon	Response	Conc	Units	Dev(Min)
Internal Standards						
1) Pentafluorobenzene	4.681	168	393576	50.00	ug/L	0.00
42) 1,4-Difluorobenzene	5.931	114	594154	50.00	ug/L	0.00
70) d5-Chlorobenzene	9.576	117	535345	50.00	ug/L	0.00
87) 1,4-Dichlorobenzene-d4	11.741	152	282097	50.00	ug/L	0.00
System Monitoring Compounds						
44) SURR4,Dibrflmethane	4.529	113	203232	52.20	ug/L	0.00
Spiked Amount 50.000	Range 63 - 138		Recovery = 104.40%			
47) SURR1,1,2-dichloroetha...	5.114	65	229447	53.10	ug/L	0.00
Spiked Amount 50.000	Range 67 - 128		Recovery = 106.20%			
64) SURR3,Toluene-d8	7.943	98	759589	52.58	ug/L	0.00
Spiked Amount 50.000	Range 66 - 138		Recovery = 105.16%			
69) SURR2,BFB	10.729	95	302020	53.92	ug/L	0.00
Spiked Amount 50.000	Range 31 - 154		Recovery = 107.84%			
Target Compounds						Qvalue
2) Dichlorodifluoromethane	1.042	85	822031	213.37	ug/L	98
3) Chloromethane	1.145	50	915238	231.73	ug/L	99
4) Vinyl Chloride	1.218	62	860638	212.20	ug/L	98
5) Bromomethane	1.407	94	580808m	179.75	ug/L	
6) Chloroethane	1.474	64	452811	184.88	ug/L	99
7) Freon 21	1.602	67	1263522	201.13	ug/L	98
8) Trichlorofluoromethane	1.645	101	1085373	194.57	ug/L	99
9) Diethyl Ether	1.846	59	641857	230.26	ug/L	96
10) Freon 123a	1.846	67	770568	219.27	ug/L	99
11) Freon 123	1.889	83	915424	224.06	ug/L	96
12) Acrolein	1.926	56	780049	1502.08	ug/L	98
13) 1,1-Diclethene	2.005	96	488592	212.08	ug/L	96
14) Freon 113	2.011	101	588286	195.96	ug/L	95
15) Acetone	2.041	43	271393	203.62	ug/L	98
16) 2-Propanol	2.163	45	1649170	4399.32	ug/L	98
17) Iodomethane	2.115	142	995374	202.42	ug/L	99
18) Carbon Disulfide	2.169	76	1959551	239.95	ug/L	99
19) Acetonitrile	2.255	41	479966	1310.61	ug/L	97
20) Allyl Chloride	2.285	76	290653	198.47	ug/L	99
21) Methyl Acetate	2.310	43	664398	184.03	ug/L	98
22) Methylene Chloride	2.383	84	717380	196.43	ug/L	98
23) TBA	2.505	59	2837668	4658.80	ug/L	97
24) Acrylonitrile	2.602	53	1602264	1172.62	ug/L	97
25) Methyl-t-Butyl Ether	2.651	73	2357870	227.40	ug/L	99
26) trans-1,2-Dichloroethene	2.639	96	603117	205.71	ug/L	96
27) 1,1-Diclethane	3.059	63	1210046	213.22	ug/L	100
28) Vinyl Acetate	3.145	86	148891	285.71	ug/L #	81
29) DIPE	3.181	45	2298176	226.99	ug/L	99
30) 2-Chloro-1,3-Butadiene	3.169	53	1027792	224.95	ug/L	98
31) ETBE	3.633	59	2288370	227.27	ug/L	98
32) 2,2-Dichloropropane	3.773	77	1011807	207.74	ug/L	98
33) cis-1,2-Dichloroethene	3.779	96	759328	208.88	ug/L	99
34) 2-Butanone	3.815	43	448781	212.71	ug/L	99
35) Propionitrile	3.882	54	650177	1143.98	ug/L	100
36) Bromochloromethane	4.114	130	530904	208.06	ug/L	97
37) Methacrylonitrile	4.114	67	363845	225.39	ug/L	92
38) Tetrahydrofuran	4.199	42	285709	211.17	ug/L	98
39) Chloroform	4.273	83	1250436	212.43	ug/L	99
40) 1,1,1-Trichloroethane	4.541	97	1029090	207.27	ug/L	99

Quantitation Report (QT Reviewed)

Data Path : I:\ACQUDATA\MSVOA14\Data\050321\
Data File : F5409.D
Acq On : 3 May 2021 12:09 pm
Operator : F.NAEGLER
Sample : 200 PPB STD Inst : MSVOA14
Misc :
ALS Vial : 9 Sample Multiplier: 1

Quant Time: May 04 08:43:06 2021
Quant Method : I:\ACQUDATA\MSVOA14\Methods\S050321.M
Quant Title : MS#14 - 8260 SOILS 10ml PURGE
QLast Update : Wed Feb 03 10:13:14 2021
Response via : Initial Calibration

Compound	R.T.	QIon	Response	Conc Units	Dev(Min)
41) TAME	5.504	73	2210843	225.82 ug/L	100
43) Cyclohexane	4.638	41	607220	177.44 ug/L	98
45) Carbontetrachloride	4.834	121	281171	192.15 ug/L	95
46) 1,1-Dichloropropene	4.846	75	860571	191.90 ug/L	98
48) Benzene	5.211	78	2651006	194.48 ug/L	99
49) 1,2-Dichloroethane	5.254	62	1040312	201.98 ug/L	99
50) Iso-Butyl Alcohol	5.260	43	1151712	4922.55 ug/L	99
51) n-Heptane	5.797	43	754652	161.51 ug/L	97
52) 1-Butanol	6.382	56	1940874	13854.10 ug/L	97
53) Trichloroethene	6.297	130	765199	193.63 ug/L	97
54) Methylcyclohexane	6.565	55	814641	181.06 ug/L	98
55) 1,2-Diclpropane	6.601	63	741043	201.99 ug/L	98
56) Dibromomethane	6.760	93	519887	203.43 ug/L	98
57) 1,4-Dioxane	6.845	88	282230	4606.35 ug/L	99
58) Methyl Methacrylate	6.882	69	630142	219.23 ug/L	97
59) Bromodichloromethane	7.016	83	1041300	209.96 ug/L	99
60) 2-Nitropropane	7.333	41	520024	374.84 ug/L	99
61) 2-Chloroethylvinyl Ether	7.485	63	419286	179.56 ug/L	97
62) cis-1,3-Dichloropropene	7.620	75	1235141	212.80 ug/L	99
63) 4-Methyl-2-pentanone	7.857	43	947404	207.85 ug/L	99
65) Toluene	8.022	91	2980265	193.41 ug/L	98
66) trans-1,3-Dichloropropene	8.327	75	1179139	216.28 ug/L	99
67) Ethyl Methacrylate	8.504	69	1151511	222.23 ug/L	96
68) 1,1,2-Trichloroethane	8.522	97	711813	204.90 ug/L	99
71) Tetrachloroethene	8.668	164	560092	177.03 ug/L	97
72) 2-Hexanone	8.863	43	702380	211.24 ug/L	99
73) 1,3-Dichloropropane	8.711	76	1200240	205.77 ug/L	97
74) Dibromochloromethane	8.955	129	851091	213.27 ug/L	100
75) N-Butyl Acetate	9.052	43	1488878	230.32 ug/L	99
76) 1,2-Dibromoethane	9.058	107	773067	208.62 ug/L	95
77) Chlorobenzene	9.607	112	2048680	193.50 ug/L	100
78) 1,1,1,2-Tetrachloroethane	9.705	131	802416	202.13 ug/L	99
79) Ethylbenzene	9.747	106	1024341	192.93 ug/L	98
80) (m+p)Xylene	9.869	106	2584316	394.55 ug/L	98
81) o-Xylene	10.247	106	1301703	200.37 ug/L	99
82) Styrene	10.259	104	2326588	207.72 ug/L	99
83) Bromoform	10.412	173	613137	209.13 ug/L	99
84) Isopropylbenzene	10.607	105	3272744	197.63 ug/L	98
85) Cyclohexanone	10.662	55	3641845	4589.17 ug/L	98
86) trans-1,4-Dichloro-2-B...	10.930	53	267884	202.68 ug/L	98
88) 1,1,2,2-Tetrachloroethane	10.881	83	1033836	212.96 ug/L	97
89) Bromobenzene	10.845	156	940438	195.13 ug/L	92
90) 1,2,3-Trichloropropane	10.906	110	335127	216.52 ug/L	98
91) n-Propylbenzene	10.979	91	3819935	203.68 ug/L	98
92) 2-Chlorotoluene	11.034	91	2383727	206.17 ug/L	96
93) 4-Chlorotoluene	11.131	91	2760979	205.04 ug/L	98
94) 1,3,5-Trimethylbenzene	11.143	105	2859856	207.05 ug/L	99
95) tert-Butylbenzene	11.418	119	2467978	203.12 ug/L	99
96) 1,2,4-Trimethylbenzene	11.460	105	2941967	209.51 ug/L	97
97) sec-Butylbenzene	11.607	105	3638719	205.55 ug/L	97
98) p-Isopropyltoluene	11.741	119	3129302	204.07 ug/L	100
99) 1,3-Dclbenz	11.680	146	1746850	193.70 ug/L	98
100) 1,4-Dclbenz	11.759	146	1785615	192.66 ug/L	98
101) n-Butylbenzene	12.076	91	2785937	201.89 ug/L	98
102) 1,2-Dclbenz	12.064	146	1774775	200.80 ug/L	99
103) 1,2-Dibromo-3-chloropr...	12.698	157	297185	226.73 ug/L	99

1st FN 05/04/21
2nd WR 05/04/21

Quantitation Report (QT Reviewed)

Data Path : I:\ACQUDATA\MSVOA14\Data\050321\
Data File : F5409.D
Acq On : 3 May 2021 12:09 pm
Operator : F.NAEGLER
Sample : 200 PPB STD Inst : MSVOA14
Misc :
ALS Vial : 9 Sample Multiplier: 1

Quant Time: May 04 08:43:06 2021
Quant Method : I:\ACQUDATA\MSVOA14\Methods\S050321.M
Quant Title : MS#14 - 8260 SOILS 10ml PURGE
QLast Update : Wed Feb 03 10:13:14 2021
Response via : Initial Calibration

Compound	R.T.	QIon	Response	Conc Units	Dev(Min)
104) 1,3,5-Trichlorobenzene	12.875	180	1301056	179.50 ug/L	98
105) 1,2,4-Tcbenzene	13.362	180	1289097	178.56 ug/L	99
106) Hexachlorobt	13.509	225	639212	171.50 ug/L	97
107) Naphthalen	13.551	128	3571659	202.58 ug/L	100
108) 1,2,3-Tclbenzene	13.740	180	1303958	184.27 ug/L	99

(#) = qualifier out of range (m) = manual integration (+) = signals summed

Quantitation Report (QT Reviewed)

Data Path : I:\ACQUDATA\MSVOA14\Data\050321\
Data File : F5409.D
Acq On : 3 May 2021 12:09 pm
Operator : F.NAEGLER
Sample : 200 PPB STD Inst : MSVOA14
Misc :
ALS Vial : 9 Sample Multiplier: 1

Quant Time: May 04 08:43:06 2021
Quant Method : I:\ACQUDATA\MSVOA14\Methods\S050321.M
Quant Title : MS#14 - 8260 SOILS 10ml PURGE
QLast Update : Wed Feb 03 10:13:14 2021
Response via : Initial Calibration

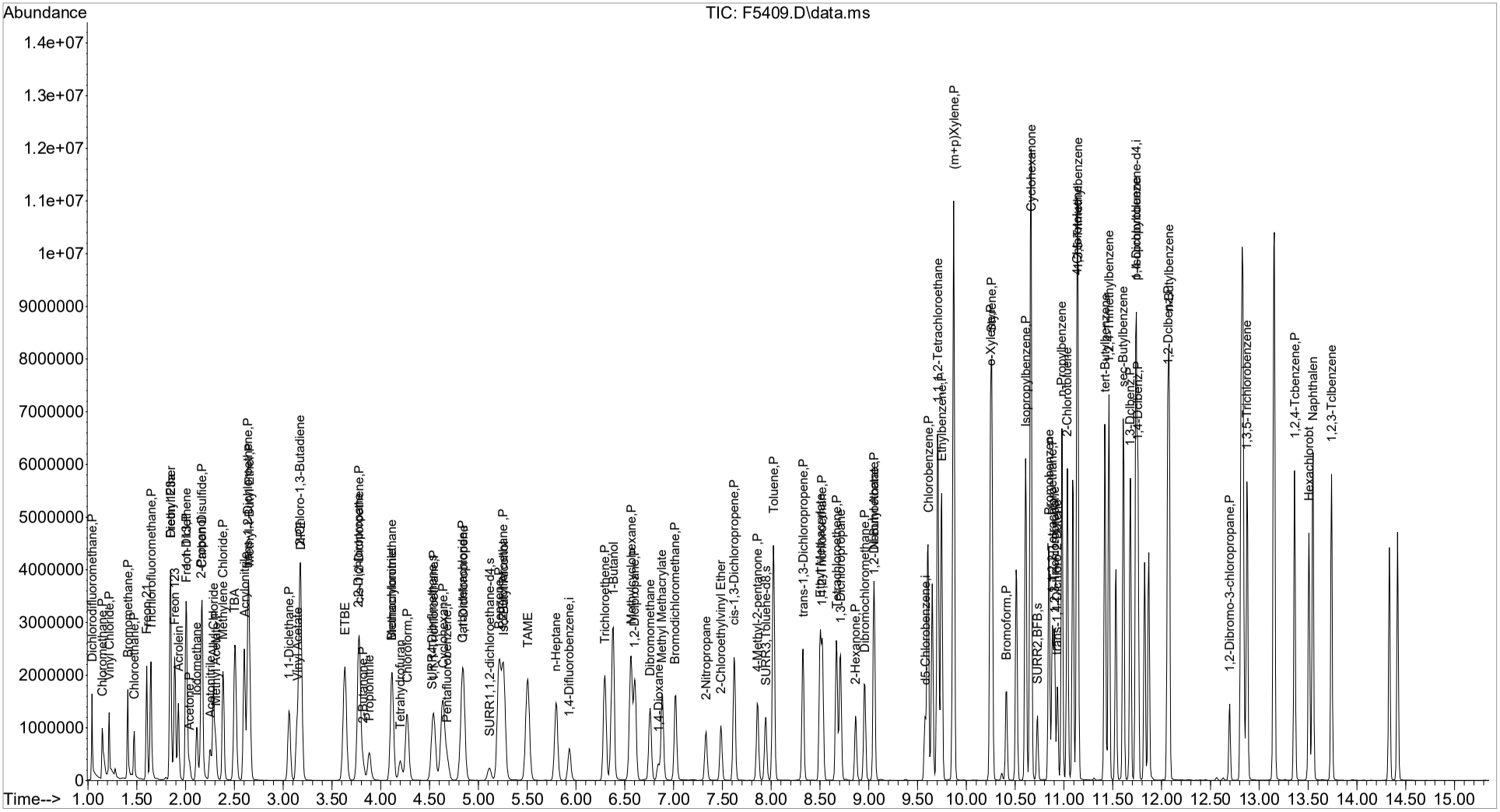

1st FJ 05/04/21
2nd 05/04/21

1st FN 05/04/21
2nd WR 05/04/21

Evaluate Continuing Calibration Report

Data Path : I:\ACQUDATA\MSVOA14\Data\050321\
Data File : F5412.D
Acq On : 3 May 2021 1:19 pm
Operator : F.NAEGLER
Sample : 50 PPB ICV Inst : MSVOA14
Misc :
ALS Vial : 12 Sample Multiplier: 1

Quant Time: May 04 09:10:53 2021
Quant Method : I:\ACQUDATA\MSVOA14\Methods\S050321.M
Quant Title : MS#14 - 8260 SOILS 10ml PURGE
QLast Update : Tue May 04 08:45:11 2021
Response via : Initial Calibration

Min. RRF : 0.000 Min. Rel. Area : 50% Max. R.T. Dev 0.50min
Max. RRF Dev : 20% Max. Rel. Area : 200%

		Compound	Amount	Calc.	%Dev	Area%	Dev(min)
1	i	Pentafluorobenzene	50.000	50.000	0.0	98	0.00
2	P	Dichlorodifluoromethane	50.000	39.033	21.9#	73	0.00
3	P	Chloromethane	50.000	46.277	7.4	90	0.00
4	P	Vinyl Chloride	50.000	43.135	13.7	79	0.00
5	P	Bromomethane	50.000	46.422	7.2	90	0.00
6	P	Chloroethane	50.000	46.298	7.4	89	0.00
7		Freon 21	50.000	46.966	6.1	92	0.00
8	P	Trichlorofluoromethane	50.000	43.251	13.5	83	0.00
9		Diethyl Ether	50.000	49.898	0.2	92	0.00
10		Freon 123a	50.000	56.879	-13.8	114	0.00
11		Freon 123	50.000	49.386	1.2	99	0.00
12		Acrolein	250.000	80.169	67.9#	30	0.00
13		1,1-Diclethene	50.000	53.453	-6.9	99	0.00
14	P	Freon 113	50.000	41.062	17.9	79	0.00
15	P	Acetone	50.000	53.331	-6.7	101	0.00
16		2-Propanol	1000.000	928.257	7.2	89	0.02
17		Iodomethane	50.000	35.819	28.4#	64	0.00
18	P	Carbon Disulfide	50.000	42.608	14.8	82	0.00
19		Acetonitrile	250.000	264.696	-5.9	110	0.00
20		Allyl Chloride	50.000	40.847	18.3	75	0.00
21	P	Methyl Acetate	50.000	49.815	0.4	92	0.00
22	P	Methylene Chloride	50.000	46.386	7.2	88	0.00
23		TBA	1000.000	930.795	6.9	93	0.01
24		Acrylonitrile	250.000	250.908	-0.4	92	0.00
25	P	Methyl-t-Butyl Ether	50.000	47.259	5.5	87	0.00
26	P	trans-1,2-Dichloroethene	50.000	48.065	3.9	92	0.00
27	P	1,1-Diclethane	50.000	44.944	10.1	84	0.00
28		Vinyl Acetate	50.000	44.162	11.7	81	0.00
29		DIPE	50.000	50.996	-2.0	97	0.00
30		2-Chloro-1,3-Butadiene	50.000	46.572	6.9	86	0.00
31		ETBE	50.000	47.731	4.5	90	0.00
32		2,2-Dichloropropane	50.000	39.466	21.1#	79	0.00
33	P	cis-1,2-Dichloroethene	50.000	48.150	3.7	90	0.00
34	P	2-Butanone	50.000	50.076	-0.2	97	0.00
35		Propionitrile	250.000	251.422	-0.6	93	0.00
36		Bromochloromethane	50.000	47.065	5.9	89	0.00
37		Methacrylonitrile	50.000	49.343	1.3	91	0.00
38		Tetrahydrofuran	50.000	46.678	6.6	90	0.00
39	P	Chloroform	50.000	45.646	8.7	86	0.00
40	P	1,1,1-Trichloroethane	50.000	43.505	13.0	83	0.00
41		TAME	50.000	52.224	-4.4	97	0.00
42	i	1,4-Difluorobenzene	50.000	50.000	0.0	98	0.00
43	P	Cyclohexane	50.000	49.095	1.8	100	0.00
44	s	SURR4,Dibrflmethane	50.000	51.813	-3.6	100	0.00
45	P	Carbontetrachloride	50.000	41.667	16.7	80	0.00
46		1,1-Dichloropropene	50.000	41.288	17.4	79	0.00
47	s	SURR1,1,2-dichloroethane-d4	50.000	50.945	-1.9	98	0.00
48	P	Benzene	50.000	44.173	11.7	83	0.00
49	P	1,2-Dichloroethane	50.000	48.232	3.5	89	0.00
50		Iso-Butyl Alcohol	1000.000	1005.016	-0.5	91	0.01
51		n-Heptane	50.000	39.798	20.4#	88	0.00

Evaluate Continuing Calibration Report

Data Path : I:\ACQUDATA\MSVOA14\Data\050321\
Data File : F5412.D
Acq On : 3 May 2021 1:19 pm
Operator : F.NAEGLER
Sample : 50 PPB ICV Inst : MSVOA14
Misc :
ALS Vial : 12 Sample Multiplier: 1

Quant Time: May 04 09:10:53 2021
Quant Method : I:\ACQUDATA\MSVOA14\Methods\S050321.M
Quant Title : MS#14 - 8260 SOILS 10ml PURGE
QLast Update : Tue May 04 08:45:11 2021
Response via : Initial Calibration

Min. RRF : 0.000 Min. Rel. Area : 50% Max. R.T. Dev 0.50min
Max. RRF Dev : 20% Max. Rel. Area : 200%

		Compound	Amount	Calc.	%Dev	Area%	Dev(min)
52		1-Butanol	2500.000	2705.641	-8.2	94	0.01
53	P	Trichloroethene	50.000	45.521	9.0	85	0.00
54	P	Methylcyclohexane	50.000	49.152	1.7	98	0.00
55	P	1,2-Diclpropane	50.000	48.405	3.2	87	0.00
56		Dibromomethane	50.000	47.400	5.2	87	0.00
57		1,4-Dioxane	1000.000	1044.310	-4.4	94	0.00
58		Methyl Methacrylate	50.000	50.909	-1.8	94	0.00
59	P	Bromodichloromethane	50.000	47.667	4.7	87	0.00
60		2-Nitropropane	100.000	95.914	4.1	91	0.00
61		2-Chloroethylvinyl Ether	50.000	52.776	-5.6	93	0.00
62	P	cis-1,3-Dichloropropene	50.000	47.311	5.4	86	0.00
63	P	4-Methyl-2-pentanone	50.000	52.671	-5.3	96	0.00
64	s	SURR3,Toluene-d8	50.000	51.301	-2.6	100	0.00
65	P	Toluene	50.000	43.133	13.7	82	0.00
66	P	trans-1,3-Dichloropropene	50.000	49.265	1.5	88	0.00
67		Ethyl Methacrylate	50.000	44.864	10.3	80	0.00
68	P	1,1,2-Trichloroethane	50.000	48.429	3.1	90	0.00
69	s	SURR2,BFB	50.000	50.897	-1.8	99	0.00
70	i	d5-Chlorobenzene	50.000	50.000	0.0	98	0.00
71	P	Tetrachloroethene	50.000	41.103	17.8	81	0.00
72	P	2-Hexanone	50.000	54.033	-8.1	97	0.00
73		1,3-Dichloropropane	50.000	48.662	2.7	89	0.00
74	P	Dibromochloromethane	50.000	46.953	6.1	84	0.00
75		N-Butyl Acetate	50.000	49.015	2.0	86	0.00
76	P	1,2-Dibromoethane	50.000	49.383	1.2	88	0.00
77	P	Chlorobenzene	50.000	44.588	10.8	82	0.00
78		1,1,1,2-Tetrachloroethane	50.000	47.534	4.9	86	0.00
79	P	Ethylbenzene	50.000	43.802	12.4	82	0.00
80	P	(m+p)Xylene	100.000	86.880	13.1	82	0.00
81	P	o-Xylene	50.000	44.380	11.2	83	0.00
82	P	Styrene	50.000	45.641	8.7	82	0.00
83	P	Bromoform	50.000	50.624	-1.2	90	0.00
84	P	Isopropylbenzene	50.000	42.218	15.6	79	0.00
85		Cyclohexanone	1000.000	1054.179	-5.4	92	0.00
86		trans-1,4-Dichloro-2-Butene	50.000	48.629	2.7	87	0.00
87	i	1,4-Dichlorobenzene-d4	50.000	50.000	0.0	96	0.00
88	P	1,1,2,2-Tetrachloroethane	50.000	46.237	7.5	86	0.00
89		Bromobenzene	50.000	45.843	8.3	85	0.00
90		1,2,3-Trichloropropane	50.000	49.568	0.9	92	0.00
91		n-Propylbenzene	50.000	42.542	14.9	80	0.00
92		2-Chlorotoluene	50.000	41.638	16.7	78	0.00
93		4-Chlorotoluene	50.000	42.867	14.3	80	0.00
94		1,3,5-Trimethylbenzene	50.000	43.942	12.1	81	0.00
95		tert-Butylbenzene	50.000	42.948	14.1	81	0.00
96		1,2,4-Trimethylbenzene	50.000	43.692	12.6	81	0.00
97		sec-Butylbenzene	50.000	42.077	15.8	79	0.00
98		p-Isopropyltoluene	50.000	42.015	16.0	78	0.00
99	P	1,3-Dclbenz	50.000	42.310	15.4	80	0.00
100	P	1,4-Dclbenz	50.000	41.584	16.8	79	0.00
101		n-Butylbenzene	50.000	41.380	17.2	77	0.00

Evaluate Continuing Calibration Report

Data Path : I:\ACQUDATA\MSVOA14\Data\050321\
Data File : F5412.D
Acq On : 3 May 2021 1:19 pm
Operator : F.NAEGLER
Sample : 50 PPB ICV Inst : MSVOA14
Misc :
ALS Vial : 12 Sample Multiplier: 1

Quant Time: May 04 09:10:53 2021
Quant Method : I:\ACQUDATA\MSVOA14\Methods\S050321.M
Quant Title : MS#14 - 8260 SOILS 10ml PURGE
QLast Update : Tue May 04 08:45:11 2021
Response via : Initial Calibration

Min. RRF : 0.000 Min. Rel. Area : 50% Max. R.T. Dev 0.50min
Max. RRF Dev : 20% Max. Rel. Area : 200%

	Compound	Amount	Calc.	%Dev	Area%	Dev(min)
102 P	1,2-Dclbenz	50.000	44.201	11.6	83	0.00
103 P	1,2-Dibromo-3-chloropropane	50.000	50.361	-0.7	89	0.00
104	1,3,5-Trichlorobenzene	50.000	42.990	14.0	83	0.00
105 P	1,2,4-Tcbenzene	50.000	41.457	17.1	76	0.00
106	Hexachlorobt	50.000	42.292	15.4	79	0.00
107	Naphthalen	50.000	48.164	3.7	87	0.00
108	1,2,3-Tclbenzene	50.000	44.713	10.6	80	0.00

(#) = Out of Range SPCC's out = 0 CCC's out = 0

ALS Group USA, Corp.

DBA ALS Environmetal

QC/QC Report

Date Analyzed: 5/3/21 8:31

ICAL Tune Summary
Volatile Organic Compounds by GC/MS

File ID: I:\ACQUDATA\MSVOA14\Data\050321\F5400.D

Analytical Method: 8260C/624.1

Instrument ID: R-MS-14

Target Mass	Relative to Mass	Lower Limit %	Upper Limit %	Relative Abundance %	Raw Abundance	Results Pass/Fail
50	95	15	40	20.0	34935	PAS5
75	95	30	60	51.5	89936	PASS
95	95	100	100	100.0	174690	PASS
96	95	5	9	6.8	11795	PASS
173	174	0	2	0.7	988	PASS
174	95	50	120	81.1	141653	PASS
175	174	5	9	7.9	11189	PASS
176	174	95	101	98.3	139299	PASS
177	176	5	9	6.6	9165	PASS

Sample Name	Lab Code	File ID:	Date Analyzes:	Q
ICALBLK	ICALBLK	I:\ACQUDATA\MSVOA14\Data\050321\F5401.D	5/3/21 9:02	
1 PPB STD	1 PPB STD	I:\ACQUDATA\MSVOA14\DATA\050321\F5402.D	5/3/21 9:26	
2 PPB STD	2 PPB STD	I:\ACQUDATA\MSVOA14\DATA\050321\FS403.D	5/3/21 9:49	
5 PPB STD	5 PPB STD	I:\ACQUDATA\MSVOA14\Data\050321\F5404.D	5/3/21 10:12	
20 PPB STD	20 PPB STD	I:\ACQUDATA\MSVOA14\Data\050321\F5405.D	5/3/21 10:36	
50 PPB STD	50 PPB STD	I:\ACQUDATA\MSVOA14\DATA\050321\F5406.D	5/3/21 10:59	
100 PPB STD	100 PPB STD	I:\ACQUDATA\MSVOA14\DATA\050321\F5407.D	5/3/21 11:22	
150 PPB STD	150 PPB STD	I:\ACQUDATA\MSVOA14\DATA\050321\F5408.D	5/3/21 11:46	
200 PPB STD	200 PPB STD	I:\ACQUDATA\MSVOA14\DATA\050321\F5409.D	5/3/21 12:09	
50 PPB ICV	50 PPB ICV	I:\ACQUDATA\MSVOA14\Data\050321\F5412.D	5/3/21 13:19	

Analysis: 8260-soil	Analyst: F. Nagy	pH strips: —	Tune Method: S050321.M
Date: 5/3/21	Balance ID: —	ResCl strips: —	Run Method: ↓
Instr. MS14	50 mL Class A used for dilution FV	Syringes: 210903 / 77958	LIMS Run# : —

Data Path: j:\acqudata\msvoa(InstID)\(Date)

Pos.	Sample	Diln.	Diln. Prep./	RL	Tier	Vial	pH	File#	OK?	Comments
1	BLK							F5398	Y	
2	↓							↓ 99	Y	
3	TUNE							F5400	Y	
1	~~1 ppb~~ ICALBLK							01	Y	
2	1 ppb std							02	Y	
3	2							03	Y	
4	5							04	Y	
5	20							05	Y	
6	50							06	Y	
7	100							07	Y	
8	150							08	Y	
9	200 ↓							09	Y	
10	BLK							10	Y	
11	↓							11	Y	
12	50 ppb ICV							12	Y	
13	BLK							13	Y	
14	↓							↓ 14	Y	

FN 5/3/21

SOIL. ICAL TABLE

CONC (PPB)		1.0	2.0	5.0	20	50	100	150	200
1° T/G = 216924	10uL/1mL →	10uL/50mL	20uL/50mL	50uL/50mL	2mL/50mL	5mL/50mL	10mL/50mL	15mL/50mL	20mL/50mL
1° HSL = 216925		↓	↓	↓	↓	↓	↓	↓	↓
1° Fr = 216550		↓	↓	↓	↓	↓	↓	↓	↓
1° OCC^T = 216553		↓	↓	↓	↓	↓	↓	↓	↓

All samples = 5 mL + 5 uL combined IS/Surr. 5 mL purged

Combined IS/Surr — —

Primary See table above
Primary ↓
Primary
Primary
Primary ↓

Fr Secondary 200 : 216551 - 12.5uL
T/G Secondary 500 : 216586 - 5uL
HSL Secondary ↓ : 216587 - ↓
OCC Secondary ↓ : 215498 - ↓
Secondary :

5uL (ICV)

Surrogate 50 : 216920
Internal Std 50 : 216921
Reagents: —

ALS Group USA, Corp.
dba ALS Environmental

QA/QC Report

Client: LU Engineers
Project: Orchard Street

Service Request: R2105887
Calibration Date: 5/3/2021

Initial Calibration Summary
Volatile Organic Compounds by GC/MS, Unp

Calibration ID: RC2100055
Instrument ID: R-MS-14

Signal ID: 1

#	Lab Code	Sample Name	File Location	Acquisition Date
01	RC2100055-01	1 PPB STD	I:\ACQUDATA\MSVOA14\Data\050321\F5402.D	05/03/2021 09:26
02	RC2100055-02	2 PPB STD	I:\ACQUDATA\MSVOA14\Data\050321\F5403.D	05/03/2021 09:49
03	RC2100055-03	5 PPB STD	I:\ACQUDATA\MSVOA14\Data\050321\F5404.D	05/03/2021 10:12
04	RC2100055-04	20 PPB STD	I:\ACQUDATA\MSVOA14\Data\050321\F5405.D	05/03/2021 10:36
05	RC2100055-05	50 PPB STD	I:\ACQUDATA\MSVOA14\Data\050321\F5406.D	05/03/2021 10:59
06	RC2100055-06	100 PPB STD	I:\ACQUDATA\MSVOA14\Data\050321\F5407.D	05/03/2021 11:22
07	RC2100055-07	150 PPB STD	I:\ACQUDATA\MSVOA14\Data\050321\F5408.D	05/03/2021 11:46
08	RC2100055-08	200 PPB STD	I:\ACQUDATA\MSVOA14\Data\050321\F5409.D	05/03/2021 12:09

Analyte

1,1,1-Trichloroethane (TCA)

#	Amount	RF	#	Amount	RF	#	Amount	RF	#	Amount	RF
01	1.000	0.6424	02	2.000	0.6194	03	5.000	0.7034	04	20.000	0.7431
05	50.000	0.6885	06	100.000	0.6577	07	150.000	0.61	08	200.000	0.6537

1,1,2,2-Tetrachloroethane

#	Amount	RF	#	Amount	RF	#	Amount	RF	#	Amount	RF
01	1.000	0.8317	02	2.000	0.8547	03	5.000	0.8477	04	20.000	0.8649
05	50.000	0.8961	06	100.000	0.8997	07	150.000	0.8298	08	200.000	0.9162

1,1,2-Trichloro-1,2,2-trifluoroethane

#	Amount	RF	#	Amount	RF	#	Amount	RF	#	Amount	RF
01	1.000	0.412	02	2.000	0.4125	03	5.000	0.4242	04	20.000	0.462
05	50.000	0.4095	06	100.000	0.372	07	150.000	0.3384	08	200.000	0.3737

1,1,2-Trichloroethane

#	Amount	RF	#	Amount	RF	#	Amount	RF	#	Amount	RF
01	1.000	0.3223	02	2.000	0.2892	03	5.000	0.2885	04	20.000	0.3008
05	50.000	0.3193	06	100.000	0.3111	07	150.000	0.2794	08	200.000	0.2995

1,1-Dichloroethane (1,1-DCA)

#	Amount	RF	#	Amount	RF	#	Amount	RF	#	Amount	RF
01	1.000	0.7746	02	2.000	0.7254	03	5.000	0.7809	04	20.000	0.8306
05	50.000	0.8131	06	100.000	0.782	07	150.000	0.7185	08	200.000	0.7686

1,1-Dichloroethene (1,1-DCE)

#	Amount	RF	#	Amount	RF	#	Amount	RF	#	Amount	RF
01	1.000	0.3335	02	2.000	0.3173	03	5.000	0.3366	04	20.000	0.3596
05	50.000	0.3456	06	100.000	0.3149	07	150.000	0.2916	08	200.000	0.3104

1,2,3-Trichlorobenzene

#	Amount	RF	#	Amount	RF	#	Amount	RF	#	Amount	RF
01	1.000	1.273	02	2.000	1.213	03	5.000	1.189	04	20.000	1.221
05	50.000	1.271	06	100.000	1.189	07	150.000	0.9665	08	200.000	1.156

ALS Group USA, Corp.
dba ALS Environmental

QA/QC Report

Client: LU Engineers
Project: Orchard Street

Service Request: R2105887
Calibration Date: 5/3/2021

Initial Calibration Summary
Volatile Organic Compounds by GC/MS, Unp

Calibration ID: RC2100055
Instrument ID: R-MS-14

Signal ID: 1

Analyte

1,2,4-Trichlorobenzene

#	Amount	RF	#	Amount	RF	#	Amount	RF	#	Amount	RF
01	1.000	1.413	02	2.000	1.248	03	5.000	1.209	04	20.000	1.258
05	50.000	1.276	06	100.000	1.211	07	150.000	0.9559	08	200.000	1.142

1,2-Dibromo-3-chloropropane (DBCP)

#	Amount	RF	#	Amount	RF	#	Amount	RF	#	Amount	RF
01	1.000	0.194	02	2.000	0.1941	03	5.000	0.194	04	20.000	0.2197
05	50.000	0.2464	06	100.000	0.2568	07	150.000	0.2384	08	200.000	0.2634

1,2-Dibromoethane

#	Amount	RF	#	Amount	RF	#	Amount	RF	#	Amount	RF
01	1.000	0.3184	02	2.000	0.3252	03	5.000	0.3471	04	20.000	0.3542
05	50.000	0.3811	06	100.000	0.3719	07	150.000	0.3368	08	200.000	0.361

1,2-Dichlorobenzene

#	Amount	RF	#	Amount	RF	#	Amount	RF	#	Amount	RF
01	1.000	1.751	02	2.000	1.609	03	5.000	1.59	04	20.000	1.624
05	50.000	1.627	06	100.000	1.579	07	150.000	1.339	08	200.000	1.573

1,2-Dichloroethane

#	Amount	RF	#	Amount	RF	#	Amount	RF	#	Amount	RF
01	1.000	0.4391	02	2.000	0.409	03	5.000	0.4396	04	20.000	0.4455
05	50.000	0.4667	06	100.000	0.458	07	150.000	0.4063	08	200.000	0.4377

1,2-Dichloropropane

#	Amount	RF	#	Amount	RF	#	Amount	RF	#	Amount	RF
01	1.000	0.2696	02	2.000	0.2821	03	5.000	0.3145	04	20.000	0.3238
05	50.000	0.3353	06	100.000	0.3277	07	150.000	0.2918	08	200.000	0.3118

1,3-Dichlorobenzene

#	Amount	RF	#	Amount	RF	#	Amount	RF	#	Amount	RF
01	1.000	1.746	02	2.000	1.668	03	5.000	1.655	04	20.000	1.666
05	50.000	1.639	06	100.000	1.573	07	150.000	1.33	08	200.000	1.548

1,4-Dichlorobenzene

#	Amount	RF	#	Amount	RF	#	Amount	RF	#	Amount	RF
01	1.000	1.934	02	2.000	1.72	03	5.000	1.691	04	20.000	1.694
05	50.000	1.676	06	100.000	1.616	07	150.000	1.356	08	200.000	1.582

1,4-Dioxane

#	Amount	RF	#	Amount	RF	#	Amount	RF	#	Amount	RF
01	20.000	0.005656	02	40.000	0.005234	03	100.000	0.005447	04	400.000	0.005761
05	1000.000	0.006207	06	2000.000	0.005984	07	3000.000	0.005544	08	4000.000	0.005938

2-Butanone (MEK)

#	Amount	RF	#	Amount	RF	#	Amount	RF	#	Amount	RF
03	5.000	0.3054	04	20.000	0.2858	05	50.000	0.2941	06	100.000	0.287
07	150.000	0.2744	08	200.000	0.2851						

ALS Group USA, Corp.
dba ALS Environmental

QA/QC Report

Client: LU Engineers
Project: Orchard Street

Service Request: R2105887
Calibration Date: 5/3/2021

Initial Calibration Summary
Volatile Organic Compounds by GC/MS, Unp

Calibration ID: RC2100055
Instrument ID: R-MS-14

Signal ID: 1

Analyte

2-Hexanone

#	Amount	RF	#	Amount	RF	#	Amount	RF	#	Amount	RF
02	2.000	0.25	03	5.000	0.3013	04	20.000	0.3031	05	50.000	0.3393
06	100.000	0.3355	07	150.000	0.3181	08	200.000	0.328			

4-Bromofluorobenzene

#	Amount	RF	#	Amount	RF	#	Amount	RF	#	Amount	RF
03	10.000	0.4807	04	20.000	0.435	05	50.000	0.4733	06	100.000	0.4902
07	200.000	0.4718									

4-Methyl-2-pentanone

#	Amount	RF	#	Amount	RF	#	Amount	RF	#	Amount	RF
02	2.000	0.3408	03	5.000	0.3706	04	20.000	0.3795	05	50.000	0.4144
06	100.000	0.4092	07	150.000	0.385	08	200.000	0.3986			

Acetone

#	Amount	RF	#	Amount	RF	#	Amount	RF	#	Amount	RF
03	5.000	0.2647	04	20.000	0.1894	05	50.000	0.1851	06	100.000	0.1723
07	150.000	0.1671	08	200.000	0.1724						

Benzene

#	Amount	RF	#	Amount	RF	#	Amount	RF	#	Amount	RF
01	1.000	1.175	02	2.000	1.111	03	5.000	1.197	04	20.000	1.258
05	50.000	1.21	06	100.000	1.17	07	150.000	1.046	08	200.000	1.115

Bromochloromethane

#	Amount	RF	#	Amount	RF	#	Amount	RF	#	Amount	RF
01	1.000	0.3642	02	2.000	0.3207	03	5.000	0.3434	04	20.000	0.348
05	50.000	0.3557	06	100.000	0.3467	07	150.000	0.3167	08	200.000	0.3372

Bromodichloromethane

#	Amount	RF	#	Amount	RF	#	Amount	RF	#	Amount	RF
01	1.000	0.4302	02	2.000	0.3825	03	5.000	0.4144	04	20.000	0.4367
05	50.000	0.4586	06	100.000	0.4537	07	150.000	0.4078	08	200.000	0.4381

Bromoform

#	Amount	RF	#	Amount	RF	#	Amount	RF	#	Amount	RF
01	1.000	0.2001	02	2.000	0.2055	03	5.000	0.2246	04	20.000	0.2423
05	50.000	0.2726	06	100.000	0.2852	07	150.000	0.2613	08	200.000	0.2863

Bromomethane

#	Amount	RF	#	Amount	RF	#	Amount	RF	#	Amount	RF
01	1.000	0.6986	02	2.000	0.6274	03	5.000	0.6355	04	20.000	0.5338
05	50.000	0.5121	06	100.000	0.3819						

Carbon Disulfide

#	Amount	RF	#	Amount	RF	#	Amount	RF	#	Amount	RF
01	1.000	1.535	02	2.000	1.286	03	5.000	1.233	04	20.000	1.296
05	50.000	1.312	06	100.000	1.241	07	150.000	1.135	08	200.000	1.245

ALS Group USA, Corp.
dba ALS Environmental

QA/QC Report

Client: LU Engineers
Project: Orchard Street

Service Request: R2105887
Calibration Date: 5/3/2021

Initial Calibration Summary
Volatile Organic Compounds by GC/MS, Unp

Calibration ID: RC2100055
Instrument ID: R-MS-14

Signal ID: 1

Analyte

Carbon Tetrachloride

#	Amount	RF	#	Amount	RF	#	Amount	RF	#	Amount	RF
01	1.000	0.1235	02	2.000	0.1103	03	5.000	0.1242	04	20.000	0.139
05	50.000	0.124	06	100.000	0.1187	07	150.000	0.11	08	200.000	0.1183

Chlorobenzene

#	Amount	RF	#	Amount	RF	#	Amount	RF	#	Amount	RF
01	1.000	0.9845	02	2.000	0.9426	03	5.000	1.005	04	20.000	1.032
05	50.000	1.034	06	100.000	0.9894	07	150.000	0.8729	08	200.000	0.9567

Chloroethane

#	Amount	RF	#	Amount	RF	#	Amount	RF	#	Amount	RF
01	1.000	0.3711	02	2.000	0.296	03	5.000	0.3321	04	20.000	0.3503
05	50.000	0.3224	06	100.000	0.2973	07	150.000	0.2741	08	200.000	0.2876

Chloroform

#	Amount	RF	#	Amount	RF	#	Amount	RF	#	Amount	RF
01	1.000	0.8926	02	2.000	0.768	03	5.000	0.8109	04	20.000	0.8446
05	50.000	0.8514	06	100.000	0.8206	07	150.000	0.7412	08	200.000	0.7943

Chloromethane

#	Amount	RF	#	Amount	RF	#	Amount	RF	#	Amount	RF
01	1.000	0.6905	02	2.000	0.5887	03	5.000	0.59	04	20.000	0.635
05	50.000	0.6071	06	100.000	0.5692	07	150.000	0.5301	08	200.000	0.5814

Cyclohexane

#	Amount	RF	#	Amount	RF	#	Amount	RF	#	Amount	RF
01	1.000	0.2723	02	2.000	0.2678	03	5.000	0.2777	04	20.000	0.2818
05	50.000	0.2546	06	100.000	0.2609	07	150.000	0.2367	08	200.000	0.2555

Dibromochloromethane

#	Amount	RF	#	Amount	RF	#	Amount	RF	#	Amount	RF
01	1.000	0.3611	02	2.000	0.3127	03	5.000	0.3267	04	20.000	0.3644
05	50.000	0.3971	06	100.000	0.4033	07	150.000	0.3645	08	200.000	0.3974

Dibromofluoromethane

#	Amount	RF	#	Amount	RF	#	Amount	RF	#	Amount	RF
03	10.000	0.3216	04	20.000	0.3042	05	50.000	0.3303	06	100.000	0.3404
07	200.000	0.3263									

Dichlorodifluoromethane (CFC 12)

#	Amount	RF	#	Amount	RF	#	Amount	RF	#	Amount	RF
01	1.000	0.4878	02	2.000	0.4929	03	5.000	0.5298	04	20.000	0.6408
05	50.000	0.5637	06	100.000	0.5359	07	150.000	0.4847	08	200.000	0.5222

Dichloromethane

#	Amount	RF	#	Amount	RF	#	Amount	RF	#	Amount	RF
01	1.000	0.7495	02	2.000	0.5834	03	5.000	0.5369	04	20.000	0.4902
05	50.000	0.4877	06	100.000	0.47	07	150.000	0.4262	08	200.000	0.4557

ALS Group USA, Corp.
dba ALS Environmental

QA/QC Report

Client: LU Engineers
Project: Orchard Street

Service Request: R2105887
Calibration Date: 5/3/2021

Initial Calibration Summary
Volatile Organic Compounds by GC/MS, Unp

Calibration ID: RC2100055
Instrument ID: R-MS-14

Signal ID: 1

Analyte

Ethylbenzene

#	Amount	RF	#	Amount	RF	#	Amount	RF	#	Amount	RF
01	1.000	0.4736	02	2.000	0.4955	03	5.000	0.5109	04	20.000	0.5365
05	50.000	0.5105	06	100.000	0.4867	07	150.000	0.4378	08	200.000	0.4784

Isopropylbenzene (Cumene)

#	Amount	RF	#	Amount	RF	#	Amount	RF	#	Amount	RF
01	1.000	1.539	02	2.000	1.446	03	5.000	1.564	04	20.000	1.689
05	50.000	1.583	06	100.000	1.516	07	150.000	1.354	08	200.000	1.528

Methyl Acetate

#	Amount	RF	#	Amount	RF	#	Amount	RF	#	Amount	RF
01	1.000	0.4406	02	2.000	0.3745	03	5.000	0.408	04	20.000	0.3923
05	50.000	0.4358	06	100.000	0.4171	07	150.000	0.3969	08	200.000	0.422

Methyl tert-Butyl Ether

#	Amount	RF	#	Amount	RF	#	Amount	RF	#	Amount	RF
01	1.000	1.426	02	2.000	1.389	03	5.000	1.453	04	20.000	1.464
05	50.000	1.56	06	100.000	1.522	07	150.000	1.398	08	200.000	1.498

Methylcyclohexane

#	Amount	RF	#	Amount	RF	#	Amount	RF	#	Amount	RF
01	1.000	0.3789	02	2.000	0.3314	03	5.000	0.3627	04	20.000	0.3719
05	50.000	0.3439	06	100.000	0.354	07	150.000	0.3085	08	200.000	0.3428

Styrene

#	Amount	RF	#	Amount	RF	#	Amount	RF	#	Amount	RF
01	1.000	1.004	02	2.000	0.9217	03	5.000	1.042	04	20.000	1.11
05	50.000	1.139	06	100.000	1.104	07	150.000	0.9816	08	200.000	1.086

Tetrachloroethene (PCE)

#	Amount	RF	#	Amount	RF	#	Amount	RF	#	Amount	RF
01	1.000	0.2823	02	2.000	0.278	03	5.000	0.2979	04	20.000	0.3196
05	50.000	0.2761	06	100.000	0.2668	07	150.000	0.2371	08	200.000	0.2616

Toluene

#	Amount	RF	#	Amount	RF	#	Amount	RF	#	Amount	RF
01	1.000	1.432	02	2.000	1.247	03	5.000	1.348	04	20.000	1.386
05	50.000	1.347	06	100.000	1.304	07	150.000	1.166	08	200.000	1.254

Toluene-d8

#	Amount	RF	#	Amount	RF	#	Amount	RF	#	Amount	RF
03	10.000	1.235	04	20.000	1.147	05	50.000	1.223	06	100.000	1.274
07	200.000	1.224									

Trichloroethene (TCE)

#	Amount	RF	#	Amount	RF	#	Amount	RF	#	Amount	RF
01	1.000	0.3516	02	2.000	0.338	03	5.000	0.3431	04	20.000	0.3748
05	50.000	0.3574	06	100.000	0.3434	07	150.000	0.302	08	200.000	0.322

ALS Group USA, Corp.
dba ALS Environmental

QA/QC Report

Client: LU Engineers
Project: Orchard Street

Service Request: R2105887
Calibration Date: 5/3/2021

Initial Calibration Summary
Volatile Organic Compounds by GC/MS, Unp

Calibration ID: RC2100055
Instrument ID: R-MS-14

Signal ID: 1

Analyte

Trichlorofluoromethane (CFC 11)

#	Amount	RF	#	Amount	RF	#	Amount	RF	#	Amount	RF
01	1.000	0.6958	02	2.000	0.6636	03	5.000	0.7365	04	20.000	0.8226
05	50.000	0.7271	06	100.000	0.6937	07	150.000	0.6486	08	200.000	0.6894

Vinyl Chloride

#	Amount	RF	#	Amount	RF	#	Amount	RF	#	Amount	RF
01	1.000	0.4454	02	2.000	0.4713	03	5.000	0.5867	04	20.000	0.6577
05	50.000	0.5871	06	100.000	0.566	07	150.000	0.5234	08	200.000	0.5467

cis-1,2-Dichloroethene

#	Amount	RF	#	Amount	RF	#	Amount	RF	#	Amount	RF
01	1.000	0.5126	02	2.000	0.4674	03	5.000	0.5129	04	20.000	0.509
05	50.000	0.5187	06	100.000	0.5004	07	150.000	0.4487	08	200.000	0.4823

cis-1,3-Dichloropropene

#	Amount	RF	#	Amount	RF	#	Amount	RF	#	Amount	RF
01	1.000	0.4906	02	2.000	0.4653	03	5.000	0.5003	04	20.000	0.5126
05	50.000	0.5474	06	100.000	0.5377	07	150.000	0.479	08	200.000	0.5197

m,p-Xylenes

#	Amount	RF	#	Amount	RF	#	Amount	RF	#	Amount	RF
01	2.000	0.6533	02	4.000	0.573	03	10.000	0.6155	04	40.000	0.6585
05	100.000	0.6292	06	200.000	0.6093	07	300.000	0.5432	08	400.000	0.6034

o-Xylene

#	Amount	RF	#	Amount	RF	#	Amount	RF	#	Amount	RF
01	1.000	0.635	02	2.000	0.5923	03	5.000	0.6259	04	20.000	0.6493
05	50.000	0.6387	06	100.000	0.611	07	150.000	0.5489	08	200.000	0.6079

trans-1,2-Dichloroethene

#	Amount	RF	#	Amount	RF	#	Amount	RF	#	Amount	RF
01	1.000	0.4253	02	2.000	0.3839	03	5.000	0.396	04	20.000	0.4266
05	50.000	0.4055	06	100.000	0.389	07	150.000	0.3569	08	200.000	0.3831

trans-1,3-Dichloropropene

#	Amount	RF	#	Amount	RF	#	Amount	RF	#	Amount	RF
01	1.000	0.4545	02	2.000	0.3796	03	5.000	0.4461	04	20.000	0.4695
05	50.000	0.5156	06	100.000	0.5146	07	150.000	0.4645	08	200.000	0.4961

Client: LU Engineers
Project: Orchard Street

Service Request: R2105887
Calibration Date: 5/3/2021

Initial Calibration Summary
Volatile Organic Compounds by GC/MS, Unp

Calibration ID: RC2100055
Instrument ID: R-MS-14

Signal ID: 1

		Calibration Evaluation				Calibration Evaluation	
Analyte Name	Compound Type	Fit Type	Eval	Eval Result	Control Criteria	Average RRF	Minimum RRF
1,1,1-Trichloroethane (TCA)	TRG	Average RF	% RSD	6.7	≤20	0.6648	0.100
1,1,2,2-Tetrachloroethane	TRG	Average RF	% RSD	3.8	≤20	0.8676	0.300
1,1,2-Trichloro-1,2,2-trifluoroethane	TRG	Average RF	% RSD	9.5	≤20	0.4005	0.100
1,1,2-Trichloroethane	TRG	Average RF	% RSD	5.1	≤20	0.3013	0.100
1,1-Dichloroethane (1,1-DCA)	TRG	Average RF	% RSD	5.0	≤20	0.7742	0.200
1,1-Dichloroethene (1,1-DCE)	TRG	Average RF	% RSD	6.7	≤20	0.3262	0.100
1,2,3-Trichlorobenzene	TRG	Average RF	% RSD	8.2	≤20	1.185	
1,2,4-Trichlorobenzene	TRG	Average RF	% RSD	10.7	≤20	1.214	0.200
1,2-Dibromo-3-chloropropane (DBCP)	TRG	Average RF	% RSD	13.0	≤20	0.2259	0.050
1,2-Dibromoethane	TRG	Average RF	% RSD	6.3	≤20	0.3495	0.100
1,2-Dichlorobenzene	TRG	Average RF	% RSD	7.2	≤20	1.587	0.400
1,2-Dichloroethane	TRG	Average RF	% RSD	4.8	≤20	0.4378	0.100
1,2-Dichloropropane	TRG	Average RF	% RSD	7.6	≤20	0.3071	0.100
1,3-Dichlorobenzene	TRG	Average RF	% RSD	7.9	≤20	1.603	0.600
1,4-Dichlorobenzene	TRG	Average RF	% RSD	9.7	≤20	1.659	0.500
1,4-Dioxane	TRG	Average RF	% RSD	5.5	≤20	0.005721	
2-Butanone (MEK)	TRG	Average RF	% RSD	3.6	≤20	0.2886	0.05
2-Hexanone	TRG	Average RF	% RSD	9.8	≤20	0.3107	0.05
4-Bromofluorobenzene	SURR	Average RF	% RSD	4.5	≤20	0.4702	
4-Methyl-2-pentanone	TRG	Average RF	% RSD	6.6	≤20	0.3854	0.05
Acetone	TRG	Linear	R2	0.9993	≥0.99	0.1918	0.05
Benzene	TRG	Average RF	% RSD	5.8	≤20	1.16	0.500
Bromochloromethane	TRG	Average RF	% RSD	4.8	≤20	0.3416	
Bromodichloromethane	TRG	Average RF	% RSD	5.9	≤20	0.4278	0.200
Bromoform	TRG	Average RF	% RSD	13.9	≤20	0.2472	0.100
Bromomethane	TRG	Quadratic	COD	0.9986	≥0.99	0.5649	0.100
Carbon Disulfide	TRG	Average RF	% RSD	8.9	≤20	1.285	0.100
Carbon Tetrachloride	TRG	Average RF	% RSD	7.7	≤20	0.121	0.05
Chlorobenzene	TRG	Average RF	% RSD	5.4	≤20	0.9772	0.500
Chloroethane	TRG	Average RF	% RSD	10.6	≤20	0.3164	0.100
Chloroform	TRG	Average RF	% RSD	5.9	≤20	0.8154	0.200
Chloromethane	TRG	Average RF	% RSD	8.0	≤20	0.599	0.100
Cyclohexane	TRG	Average RF	% RSD	5.6	≤20	0.2634	0.100
Dibromochloromethane	TRG	Average RF	% RSD	9.1	≤20	0.3659	0.100

Client: LU Engineers
Project: Orchard Street

Service Request: R2105887
Calibration Date: 5/3/2021

Initial Calibration Summary
Volatile Organic Compounds by GC/MS, Unp

Calibration ID: RC2100055
Instrument ID: R-MS-14

Signal ID: 1

		Calibration Evaluation				Calibration Evaluation	
Analyte Name	Compound Type	Fit Type	Eval	Eval Result	Control Criteria	Average RRF	Minimum RRF
Dibromofluoromethane	SURR	Average RF	% RSD	4.1	≤20	0.3246	
Dichlorodifluoromethane (CFC 12)	TRG	Average RF	% RSD	9.7	≤20	0.5322	0.100
Dichloromethane	TRG	Linear	R2	0.9976	≥0.99	0.5249	0.100
Ethylbenzene	TRG	Average RF	% RSD	6.0	≤20	0.4912	0.100
Isopropylbenzene (Cumene)	TRG	Average RF	% RSD	6.4	≤20	1.527	0.100
Methyl Acetate	TRG	Average RF	% RSD	5.5	≤20	0.4109	0.100
Methyl tert-Butyl Ether	TRG	Average RF	% RSD	4.1	≤20	1.464	0.100
Methylcyclohexane	TRG	Average RF	% RSD	6.5	≤20	0.3492	0.100
Styrene	TRG	Average RF	% RSD	7.1	≤20	1.048	0.300
Tetrachloroethene (PCE)	TRG	Average RF	% RSD	8.8	≤20	0.2774	0.200
Toluene	TRG	Average RF	% RSD	6.5	≤20	1.31	0.400
Toluene-d8	SURR	Average RF	% RSD	3.8	≤20	1.221	
Trichloroethene (TCE)	TRG	Average RF	% RSD	6.5	≤20	0.3415	0.200
Trichlorofluoromethane (CFC 11)	TRG	Average RF	% RSD	7.6	≤20	0.7097	0.100
Vinyl Chloride	TRG	Average RF	% RSD	12.4	≤20	0.548	0.100
cis-1,2-Dichloroethene	TRG	Average RF	% RSD	5.1	≤20	0.494	0.100
cis-1,3-Dichloropropene	TRG	Average RF	% RSD	5.6	≤20	0.5066	0.200
m,p-Xylenes	TRG	Average RF	% RSD	6.3	≤20	0.6107	0.100
o-Xylene	TRG	Average RF	% RSD	5.2	≤20	0.6136	0.300
trans-1,2-Dichloroethene	TRG	Average RF	% RSD	5.9	≤20	0.3958	0.100
trans-1,3-Dichloropropene	TRG	Average RF	% RSD	9.5	≤20	0.4676	0.100

ALS Group USA, Corp.
dba ALS Environmental

QA/QC Report

Client: LU Engineers **Service Request:** R2105887
Project: Orchard Street **Calibration Date:** 5/3/2021

Initial Calibration Verification Summary
Volatile Organic Compounds by GC/MS, Unp

Calibration ID: RC2100055 **Signal ID:** 1
Instrument ID: R-MS-14

#	Lab Code	Sample Name	File Location	Acquisition Date
09	RC2100055-09	50 PPB ICV	I:\ACQUDATA\MSVOA14\Data\050321\F5412.D	05/03/2021 13:19

Analyte Name	Expected	Result	Average RF	SSV RF	% D	Criteria	Curve Fit
1,1,1-Trichloroethane (TCA)	50.0	43.5	6.648E-1	5.784E-1	-12.991	±30	Average RF
1,1,2,2-Tetrachloroethane	50.0	46.2	8.676E-1	8.023E-1	-7.527	±30	Average RF
1,1,2-Trichloroethane	50.0	48.4	3.013E-1	2.918E-1	-3.142	±30	Average RF
1,1,2-Trichloro-1,2,2-trifluoroethane	50.0	41.1	4.005E-1	3.289E-1	-17.877	±30	Average RF
1,1-Dichloroethane (1,1-DCA)	50.0	44.9	7.742E-1	6.96E-1	-10.111	±30	Average RF
1,1-Dichloroethene (1,1-DCE)	50.0	53.5	3.262E-1	3.487E-1	6.91	±30	Average RF
1,2,3-Trichlorobenzene	50.0	44.7	1.185E0	1.059E0	-10.573	±30	Average RF
1,2,4-Trichlorobenzene	50.0	41.5	1.214E0	1.007E0	-17.086	±30	Average RF
1,2-Dibromo-3-chloropropane (DBCP)	50.0	50.4	2.259E-1	2.275E-1	0.723	±30	Average RF
1,2-Dibromoethane	50.0	49.4	3.495E-1	3.452E-1	-1.233	±30	Average RF
1,2-Dichlorobenzene	50.0	44.2	1.587E0	1.403E0	-11.598	±30	Average RF
1,2-Dichloroethane	50.0	48.2	4.378E-1	4.223E-1	-3.537	±30	Average RF
1,2-Dichloropropane	50.0	48.4	3.071E-1	2.973E-1	-3.191	±30	Average RF
1,3-Dichlorobenzene	50.0	42.3	1.603E0	1.357E0	-15.380	±30	Average RF
1,4-Dichlorobenzene	50.0	41.6	1.659E0	1.379E0	-16.833	±30	Average RF
1,4-Dioxane	1000	1040	5.721E-3	5.975E-3	4.43	±30	Average RF
2-Butanone (MEK)	50.0	50.1	2.886E-1	2.891E-1	0.151	±30	Average RF
2-Hexanone	50.0	54.0	3.107E-1	3.358E-1	8.07	±30	Average RF
4-Methyl-2-pentanone	50.0	52.7	3.854E-1	4.06E-1	5.34	±30	Average RF
Acetone	50.0	53.3	1.918E-1	1.893E-1	6.66	±30	Linear
Benzene	50.0	44.2	1.16E0	1.025E0	-11.653	±30	Average RF
Bromochloromethane	50.0	47.1	3.416E-1	3.215E-1	-5.869	±30	Average RF
Bromodichloromethane	50.0	47.7	4.278E-1	4.078E-1	-4.666	±30	Average RF
Bromoform	50.0	50.6	2.472E-1	2.503E-1	1.25	±30	Average RF
Bromomethane	50.0	46.4	5.649E-1	4.663E-1	-7.156	±30	Quadratic
Carbon Disulfide	50.0	42.6	1.285E0	1.095E0	-14.784	±30	Average RF
Carbon Tetrachloride	50.0	41.7	1.21E-1	1.008E-1	-16.667	±30	Average RF
Chlorobenzene	50.0	44.6	9.772E-1	8.714E-1	-10.824	±30	Average RF
Chloroethane	50.0	46.3	3.164E-1	2.929E-1	-7.405	±30	Average RF
Chloroform	50.0	45.6	8.154E-1	7.444E-1	-8.707	±30	Average RF
Chloromethane	50.0	46.3	5.99E-1	5.544E-1	-7.446	±30	Average RF
Cyclohexane	50.0	49.1	2.634E-1	2.587E-1	-1.811	±30	Average RF
Dibromochloromethane	50.0	47.0	3.659E-1	3.436E-1	-6.095	±30	Average RF

ALS Group USA, Corp.
dba ALS Environmental

QA/QC Report

Client: LU Engineers
Project: Orchard Street

Service Request: R2105887
Calibration Date: 5/3/2021

Initial Calibration Verification Summary
Volatile Organic Compounds by GC/MS, Unp

Calibration ID: RC2100055
Instrument ID: R-MS-14

Signal ID: 1

Analyte Name	Expected	Result	Average RF	SSV RF	% D	Criteria	Curve Fit
Dichlorodifluoromethane (CFC 12)	50.0	39.0	5.322E-1	4.155E-1	-21.934	±30	Average RF
Dichloromethane	50.0	46.4	5.249E-1	4.339E-1	-7.229	±30	Linear
Ethylbenzene	50.0	43.8	4.912E-1	4.303E-1	-12.395	±30	Average RF
Isopropylbenzene (Cumene)	50.0	42.2	1.527E0	1.29E0	-15.563	±30	Average RF
Methyl Acetate	50.0	49.8	4.109E-1	4.094E-1	-0.371	±30	Average RF
Methyl tert-Butyl Ether	50.0	47.3	1.464E0	1.383E0	-5.482	±30	Average RF
Methylcyclohexane	50.0	49.2	3.492E-1	3.433E-1	-1.696	±30	Average RF
Styrene	50.0	45.6	1.048E0	9.57E-1	-8.719	±30	Average RF
Tetrachloroethene (PCE)	50.0	41.1	2.774E-1	2.281E-1	-17.794	±30	Average RF
Toluene	50.0	43.1	1.31E0	1.13E0	-13.733	±30	Average RF
Trichloroethene (TCE)	50.0	45.5	3.415E-1	3.109E-1	-8.958	±30	Average RF
Trichlorofluoromethane (CFC 11)	50.0	43.3	7.097E-1	6.139E-1	-13.498	±30	Average RF
Vinyl Chloride	50.0	43.1	5.48E-1	4.728E-1	-13.731	±30	Average RF
cis-1,2-Dichloroethene	50.0	48.1	4.94E-1	4.757E-1	-3.701	±30	Average RF
cis-1,3-Dichloropropene	50.0	47.3	5.066E-1	4.793E-1	-5.379	±30	Average RF
m,p-Xylenes	100	86.9	6.107E-1	5.306E-1	-13.120	±30	Average RF
o-Xylene	50.0	44.4	6.136E-1	5.446E-1	-11.241	±30	Average RF
trans-1,2-Dichloroethene	50.0	48.1	3.958E-1	3.805E-1	-3.870	±30	Average RF
trans-1,3-Dichloropropene	50.0	49.3	4.676E-1	4.607E-1	-1.470	±30	Average RF

Analyte Name	Expected	Result	Average RF	SSV RF	% D	Criteria	Curve Fit
4-Bromofluorobenzene	50.0	50.9	4.702E-1	4.786E-1	1.79	±30	Average RF
Dibromofluoromethane	50.0	51.8	3.246E-1	3.363E-1	3.63	±30	Average RF
Toluene-d8	50.0	51.3	1.221E0	1.252E0	2.60	±30	Average RF

ALS Group USA, Corp.
dba ALS Environmental

QA/QC Report

Client:	LU Engineers	**Service Request:**	R2105887
Project:	Orchard Street/4235-01	**Date Analyzed:**	06/16/21 09:36

Continuing Calibration Verification (CCV) Summary
Volatile Organic Compounds by GC/MS, Unp

Analysis Method:	8260C	**Calibration Date:**	5/3/2021
File ID:	I:\ACQUDATA\MSVOA14\Data\061621\F6786.D\	**Calibration ID:**	RC2100055
Signal ID:	1	**Analysis Lot:**	727585
		Units:	ug/L

Analyte Name	Expected	Result	Average RF	CCV RF	% D	% Drift	Criteria	Curve Fit
1,1,1-Trichloroethane (TCA)	50.0	50.0	0.6648	0.6647	0.0	NA	±20	Average RF
1,1,2,2-Tetrachloroethane	50.0	47.3	0.8676	0.8215	-5.3	NA	±20	Average RF
1,1,2-Trichloroethane	50.0	50.2	0.3013	0.3027	0.5	NA	±20	Average RF
1,1,2-Trichloro-1,2,2-trifluoroethane	50.0	56.8	0.4005	0.4553	13.7	NA	±20	Average RF
1,1-Dichloroethane (1,1-DCA)	50.0	52.3	0.7742	0.81	4.6	NA	±20	Average RF
1,1-Dichloroethene (1,1-DCE)	50.0	53.9	0.3262	0.3516	7.8	NA	±20	Average RF
1,2,3-Trichlorobenzene	50.0	48.3	1.1847	1.1452	-3.3	NA	±20	Average RF
1,2,4-Trichlorobenzene	50.0	49.9	1.2141	1.212	-0.2	NA	±20	Average RF
1,2-Dibromo-3-chloropropane (DBCP)	50.0	38.5	0.2259	0.1737	-23.1*	NA	±20	Average RF
1,2-Dibromoethane	50.0	48.2	0.3495	0.3372	-3.5	NA	±20	Average RF
1,2-Dichlorobenzene	50.0	48.3	1.5866	1.5337	-3.3	NA	±20	Average RF
1,2-Dichloroethane	50.0	49.1	0.4378	0.4301	-1.8	NA	±20	Average RF
1,2-Dichloropropane	50.0	53.5	0.3071	0.3287	7.0	NA	±20	Average RF
1,3-Dichlorobenzene	50.0	49.8	1.6033	1.5965	-0.4	NA	±20	Average RF
1,4-Dichlorobenzene	50.0	49.2	1.6586	1.6333	-1.5	NA	±20	Average RF
1,4-Dioxane	1000	890	0.0057	0.0051	-11.0	NA	±20	Average RF
2-Butanone (MEK)	50.0	46.9	0.2886	0.2705	-6.3	NA	±20	Average RF
2-Hexanone	50.0	43.3	0.3107	0.2693	-13.3	NA	±20	Average RF
4-Methyl-2-pentanone	50.0	43.0	0.3854	0.3316	-14.0	NA	±20	Average RF
Acetone	50.0	55.8	0.1918	0.1976	NA	11.6	±20	Linear
Benzene	50.0	53.1	1.1603	1.2314	6.1	NA	±20	Average RF
Bromochloromethane	50.0	48.3	0.3416	0.3299	-3.4	NA	±20	Average RF
Bromodichloromethane	50.0	45.7	0.4278	0.3914	-8.5	NA	±20	Average RF
Bromoform	50.0	39.0	0.2472	0.1926	-22.1*	NA	±20	Average RF
Bromomethane	50.0	43.2	0.5649	0.4398	NA	-13.6	±20	Quadratic
Carbon Disulfide	50.0	41.5	1.2852	1.0656	-17.1	NA	±20	Average RF
Carbon Tetrachloride	50.0	45.7	0.121	0.1105	-8.7	NA	±20	Average RF
Chlorobenzene	50.0	50.3	0.9772	0.9825	0.5	NA	±20	Average RF
Chloroethane	50.0	50.9	0.3164	0.3223	1.9	NA	±20	Average RF
Chloroform	50.0	50.6	0.8154	0.8247	1.1	NA	±20	Average RF
Chloromethane	50.0	50.1	0.599	0.5996	0.1	NA	±20	Average RF
Cyclohexane	50.0	47.5	0.2634	0.2501	-5.1	NA	±20	Average RF
Dibromochloromethane	50.0	42.4	0.3659	0.3099	-15.3	NA	±20	Average RF
Dichlorodifluoromethane (CFC 12)	50.0	45.9	0.5322	0.4888	-8.2	NA	±20	Average RF
Dichloromethane	50.0	51.2	0.5249	0.4782	NA	2.4	±20	Linear
Ethylbenzene	50.0	53.2	0.4912	0.5228	6.4	NA	±20	Average RF
Isopropylbenzene (Cumene)	50.0	54.4	1.5275	1.6617	8.8	NA	±20	Average RF
Methyl Acetate	50.0	42.4	0.4109	0.3483	-15.2	NA	±20	Average RF
Methyl tert-Butyl Ether	50.0	48.8	1.4636	1.4279	-2.4	NA	±20	Average RF

Client:	LU Engineers	**Service Request:**	R2105887
Project:	Orchard Street/4235-01	**Date Analyzed:**	06/16/21 09:36

Continuing Calibration Verification (CCV) Summary
Volatile Organic Compounds by GC/MS, Unp

Analysis Method:	8260C	**Calibration Date:**	5/3/2021
File ID:	I:\ACQUDATA\MSVOA14\Data\061621\F6786.D\	**Calibration ID:**	RC2100055
Signal ID:	1	**Analysis Lot:**	727585
		Units:	ug/L

Methylcyclohexane	50.0	53.3	0.3492	0.3726	6.7	NA	±20	Average RF
Styrene	50.0	51.3	1.0485	1.0765	2.7	NA	±20	Average RF
Tetrachloroethene (PCE)	50.0	53.9	0.2774	0.2991	7.8	NA	±20	Average RF
Toluene	50.0	53.2	1.3104	1.3931	6.3	NA	±20	Average RF
Trichloroethene (TCE)	50.0	51.2	0.3415	0.3496	2.4	NA	±20	Average RF
Trichlorofluoromethane (CFC 11)	50.0	49.1	0.7097	0.6962	-1.9	NA	±20	Average RF
Vinyl Chloride	50.0	55.8	0.548	0.6111	11.5	NA	±20	Average RF
cis-1,2-Dichloroethene	50.0	51.7	0.494	0.5103	3.3	NA	±20	Average RF
cis-1,3-Dichloropropene	50.0	46.3	0.5066	0.4693	-7.4	NA	±20	Average RF
m,p-Xylenes	100	105	0.6107	0.6414	5.0	NA	±20	Average RF
o-Xylene	50.0	50.8	0.6136	0.624	1.7	NA	±20	Average RF
trans-1,2-Dichloroethene	50.0	52.8	0.3958	0.4177	5.5	NA	±20	Average RF
trans-1,3-Dichloropropene	50.0	43.0	0.4676	0.4019	-14.1	NA	±20	Average RF

Analyte Name	Expected	Result	Average RF	CCV RF	% D	% Drift	Criteria	Curve Fit
4-Bromofluorobenzene	50.0	48.5	0.4702	0.4558	-3.1	NA	±20	Average RF
Dibromofluoromethane	50.0	48.8	0.3246	0.3166	-2.5	NA	±20	Average RF
Toluene-d8	50.0	51.5	1.2207	1.2577	3.0	NA	±20	Average RF

Client: LU Engineers **Service Request:**R2105887
Project: Orchard Street/4235-01

Analysis Run Log
Volatile Organic Compounds by GC/MS, Unp

Analysis Method: **Analysis Lot:**727585
Instrument ID:R-MS-14

Raw Data File	Sample Name	Lab Code	Date Analyzed	Time Analyzed	Q
I:\ACQUDATA\MSVOA14\Data\061621\F6784.D\	ZZZZZZZ	ZZZZZZZ	6/16/2021	08:30:00	
I:\ACQUDATA\MSVOA14\Data\061621\F6786.D\	Continuing Calibration Verification	RQ2106859-02	6/16/2021	09:36:00	
I:\ACQUDATA\MSVOA14\Data\061621\F6787.D\	Lab Control Sample	RQ2106859-03	6/16/2021	10:13:00	
I:\ACQUDATA\MSVOA14\Data\061621\F6789.D\	Method Blank	RQ2106859-04	6/16/2021	11:06:00	
I:\ACQUDATA\MSVOA14\Data\061621\F6790.D\	ZZZZZZZ	ZZZZZZZ	6/16/2021	11:36:00	
I:\ACQUDATA\MSVOA14\Data\061621\F6791.D\	TP-01 (350)	R2105887-001	6/16/2021	11:59:00	
I:\ACQUDATA\MSVOA14\Data\061621\F6792.D\	TP-02 (350)	R2105887-002	6/16/2021	12:22:00	
I:\ACQUDATA\MSVOA14\Data\061621\F6793.D\	TP-03 (350)	R2105887-003	6/16/2021	12:46:00	
I:\ACQUDATA\MSVOA14\Data\061621\F6794.D\	TP-06 (350)	R2105887-004	6/16/2021	13:09:00	
I:\ACQUDATA\MSVOA14\Data\061621\F6795.D\	TP-07 (350)	R2105887-005	6/16/2021	13:32:00	
I:\ACQUDATA\MSVOA14\Data\061621\F6796.D\	TP-10 (350)	R2105887-007	6/16/2021	13:55:00	
I:\ACQUDATA\MSVOA14\Data\061621\F6797.D\	TP-12 (350)	R2105887-009	6/16/2021	14:19:00	
I:\ACQUDATA\MSVOA14\Data\061621\F6798.D\	TP-01 (370)	R2105887-010	6/16/2021	14:42:00	
I:\ACQUDATA\MSVOA14\Data\061621\F6799.D\	TP-03 (370)	R2105887-011	6/16/2021	15:05:00	
I:\ACQUDATA\MSVOA14\Data\061621\F6800.D\	TP-06 (370)	R2105887-013	6/16/2021	15:29:00	
I:\ACQUDATA\MSVOA14\Data\061621\F6801.D\	TP-08 (370)	R2105887-015	6/16/2021	15:52:00	
I:\ACQUDATA\MSVOA14\Data\061621\F6802.D\	TP-10 (370)	R2105887-017	6/16/2021	16:15:00	
I:\ACQUDATA\MSVOA14\Data\061621\F6803.D\	TP-11 (370)	R2105887-018	6/16/2021	16:38:00	
I:\ACQUDATA\MSVOA14\Data\061621\F6804.D\	TP-12 (370)	R2105887-020	6/16/2021	17:02:00	
I:\ACQUDATA\MSVOA14\Data\061621\F6805.D\	Field Duplicate	R2105887-021	6/16/2021	17:25:00	
I:\ACQUDATA\MSVOA14\Data\061621\F6806.D\	ZZZZZZZ	ZZZZZZZ	6/16/2021	17:48:00	
I:\ACQUDATA\MSVOA14\Data\061621\F6807.D\	ZZZZZZZ	ZZZZZZZ	6/16/2021	18:12:00	
I:\ACQUDATA\MSVOA14\Data\061621\F6808.D\	ZZZZZZZ	ZZZZZZZ	6/16/2021	18:35:00	

ALS Group USA, Corp.
dba ALS Environmental

QA/QC Report

Client: LU Engineers **Service Request:**R2105887
Project: Orchard Street/4235-01

Analysis Run Log
Volatile Organic Compounds by GC/MS, Unp

Analysis Method: **Analysis Lot:**727585
Instrument ID:R-MS-14

Raw Data File	Sample Name	Lab Code	Date Analyzed	Time Analyzed	Q
I:\ACQUDATA\MSVOA14\Data\061621\F6809.D\	ZZZZZZZ	ZZZZZZZ	6/16/2021	18:58:00	
I:\ACQUDATA\MSVOA14\Data\061621\F6810.D\	TP-11 (370) MS	RQ2106859-05	6/16/2021	19:22:00	
I:\ACQUDATA\MSVOA14\Data\061621\F6811.D\	TP-11 (370) DMS	RQ2106859-06	6/16/2021	19:45:00	

Analysis: 8260-Soil | Analyst: F. Naegler | pH strips: — | Tune Method: S050321.M
Date: 6/16/21 | Balance ID: 22 | ResCl strips: — | Run Method: ↓
Instr. MS14 | 50 mL Class A used for dilution FV | Syringes: 210903 | 77958 | LIMS Run#: 727585

Data Path: j:\acqudata\msvoa(InstID)\(Date)

Pos.	Sample	Diln.	Diln. Prep./	RL	Tier	Vial	pH	File#	OK?	Comments
1	BLK							F6782	Y	
2	↓							83	Y	
3	TUNE							84	Y	
1	CCV							85	(N)	
1	CCV							86	Y	
2	LCS		+5g Sand					87	Y	
3	MBLK		↓					88	Y	
4	MBLK							89	Y	
5	R2105893-003	1.00		6730	2	1	—	90	Y	
6	R2105887-001	1.00	4.98g	13584	4	—	—	91	Y	
7	-002	1.00	5.00g			—	—	92	Y	
8	-003	1.00	4.99g			—	—	93	Y	
9	-004	1.00	5.01g			—	—	94	Y	
10	-005	1.00	5.00g			—	—	95	Y	
11	-007	1.00	5.00g			—	—	96	Y	
12	-009	1.00	5.02g			—	—	97	Y	
13	-010	1.00	4.98g			—	—	98	Y	
14	-011	1.00	5.02			—	—	99	Y	
15	-013	1.00	4.98g			—	—	F6800	Y	
16	-015	1.00	5.01			—	—	01	Y	
17	-017	1.00	4.99g			—	—	02	Y	
18	-018	1.00	5.00g			—	—	03	Y	
19	-020	1.00	4.98g			—	—	04	Y	
20	-021	1.00	4.98g			—	—	05	Y	
21	R2105815-001	1.00	4.98g	16174	4	—	—	06	Y	
22	R2105939-001	1.00	5.00g	16629	2	—	—	07	Y	
23	-002	1.00	5.00g			—	—	08	Y	
24	-003	1.00	5.02g			—	—	09	Y	
25	R2105887-018MS	1.00	4.99g	13584	4	—	—	10	Y	
26	-018MSD	1.00	4.99g			—	—	11	Y	
27	BLK							12	Y	
28	↓							13	Y	

All samples = 5 mL + 5 uL combined IS/Surr. 10 mL purged

T/G Primary 500 : 217323 - 5mL | 5mL
HSL Primary : 217653 -
Fr Primary : 217565 -
OCC Primary : 216553 -
Primary :

(CCV)

Fr Secondary 200 : 217563 - 5mL
T/G Secondary 500 : 217564 - 2L
HSL Secondary : 217395 -
OCC Secondary : 217188 -
Secondary :

5mL (LCS) | 42.5L - 5L | 5mL (SPK)

Combined IS/Surr — : —
Surrogate 50 : 217339
Internal Std 50 : 217340
Reagents: Sand: 204989

Semivolatile Organic Compounds by GC/MS

ALS Environmental—Rochester Laboratory
1565 Jefferson Road, Building 300, Suite 360, Rochester, NY 14623
Phone (585) 288-5380 Fax (585) 288-8475
www.alsglobal.com

Client:	LU Engineers	**Service Request:**	R2105887
Project:	Orchard Street/4235-01	**Date Collected:**	06/03/21 08:00
Sample Matrix:	Soil	**Date Received:**	06/11/21 17:15
Sample Name:	TP-01 (350)	**Units:**	ug/Kg
Lab Code:	R2105887-001	**Basis:**	Dry

Semivolatile Organic Compounds by GC/MS using Microwave Digestion

Analysis Method: 8270D
Prep Method: EPA 3546

Analyte Name	Result		MRL	MDL	Dil.	Date Analyzed	Date Extracted	Q
1,2,4,5-Tetrachlorobenzene	380	U	380	84	1	06/16/21 19:38	6/15/21	
1,4-Dioxane	77	U	77	37	1	06/16/21 19:38	6/15/21	
2,3,4,6-Tetrachlorophenol	380	U	380	140	1	06/16/21 19:38	6/15/21	
2,4,5-Trichlorophenol	380	U	380	94	1	06/16/21 19:38	6/15/21	
2,4,6-Trichlorophenol	380	U	380	85	1	06/16/21 19:38	6/15/21	
2,4-Dichlorophenol	380	U	380	73	1	06/16/21 19:38	6/15/21	
2,4-Dimethylphenol	380	U	380	68	1	06/16/21 19:38	6/15/21	
2,4-Dinitrophenol	2000	U	2000	650	1	06/16/21 19:38	6/15/21	
2,4-Dinitrotoluene	380	U	380	150	1	06/16/21 19:38	6/15/21	
2,6-Dinitrotoluene	380	U	380	83	1	06/16/21 19:38	6/15/21	
2-Chloronaphthalene	380	U	380	76	1	06/16/21 19:38	6/15/21	
2-Chlorophenol	380	U	380	64	1	06/16/21 19:38	6/15/21	
2-Methylnaphthalene	380	U	380	63	1	06/16/21 19:38	6/15/21	
2-Methylphenol	380	U	380	79	1	06/16/21 19:38	6/15/21	
2-Nitroaniline	2000	U	2000	90	1	06/16/21 19:38	6/15/21	
2-Nitrophenol	380	U	380	88	1	06/16/21 19:38	6/15/21	
3,3'-Dichlorobenzidine	380	U	380	43	1	06/16/21 19:38	6/15/21	
3- and 4-Methylphenol Coelution	380	U	380	73	1	06/16/21 19:38	6/15/21	
3-Nitroaniline	2000	U	2000	76	1	06/16/21 19:38	6/15/21	
4,6-Dinitro-2-methylphenol	2000	U	2000	220	1	06/16/21 19:38	6/15/21	
4-Bromophenyl Phenyl Ether	380	U	380	100	1	06/16/21 19:38	6/15/21	
4-Chloro-3-methylphenol	380	U	380	77	1	06/16/21 19:38	6/15/21	
4-Chloroaniline	380	U	380	64	1	06/16/21 19:38	6/15/21	
4-Chlorophenyl Phenyl Ether	380	U	380	81	1	06/16/21 19:38	6/15/21	
4-Nitroaniline	2000	U	2000	39	1	06/16/21 19:38	6/15/21	
4-Nitrophenol	2000	U	2000	76	1	06/16/21 19:38	6/15/21	
Acenaphthene	380	U	380	72	1	06/16/21 19:38	6/15/21	
Acenaphthylene	380	U	380	77	1	06/16/21 19:38	6/15/21	
Acetophenone	380	U	380	110	1	06/16/21 19:38	6/15/21	
Anthracene	380	U	380	64	1	06/16/21 19:38	6/15/21	
Atrazine	380	U	380	53	1	06/16/21 19:38	6/15/21	
Benz(a)anthracene	380	U	380	57	1	06/16/21 19:38	6/15/21	
Benzaldehyde	2000	U	2000	92	1	06/16/21 19:38	6/15/21	
Benzo(a)pyrene	380	U	380	110	1	06/16/21 19:38	6/15/21	
Benzo(b)fluoranthene	380	U	380	64	1	06/16/21 19:38	6/15/21	
Benzo(g,h,i)perylene	380	U	380	87	1	06/16/21 19:38	6/15/21	
Benzo(k)fluoranthene	380	U	380	62	1	06/16/21 19:38	6/15/21	
Biphenyl	380	U	380	120	1	06/16/21 19:38	6/15/21	
2,2'-Oxybis(1-chloropropane)	380	U	380	78	1	06/16/21 19:38	6/15/21	
Bis(2-chloroethoxy)methane	380	U	380	93	1	06/16/21 19:38	6/15/21	
Bis(2-chloroethyl) Ether	380	U	380	75	1	06/16/21 19:38	6/15/21	
Bis(2-ethylhexyl) Phthalate	570	U	570	69	1	06/16/21 19:38	6/15/21	
Butyl Benzyl Phthalate	380	U	380	46	1	06/16/21 19:38	6/15/21	

ALS Group USA, Corp.
dba ALS Environmental

Analytical Report

Client:	LU Engineers	**Service Request:**	R2105887
Project:	Orchard Street/4235-01	**Date Collected:**	06/03/21 08:00
Sample Matrix:	Soil	**Date Received:**	06/11/21 17:15
Sample Name:	TP-01 (350)	**Units:**	ug/Kg
Lab Code:	R2105887-001	**Basis:**	Dry

Semivolatile Organic Compounds by GC/MS using Microwave Digestion

Analysis Method: 8270D
Prep Method: EPA 3546

Analyte Name	Result	MRL	MDL	Dil.	Date Analyzed	Date Extracted	Q
Caprolactam	380 U	380	84	1	06/16/21 19:38	6/15/21	
Carbazole	380 U	380	62	1	06/16/21 19:38	6/15/21	
Chrysene	380 U	380	56	1	06/16/21 19:38	6/15/21	
Di-n-butyl Phthalate	380 U	380	62	1	06/16/21 19:38	6/15/21	
Di-n-octyl Phthalate	380 U	380	140	1	06/16/21 19:38	6/15/21	
Dibenz(a,h)anthracene	380 U	380	83	1	06/16/21 19:38	6/15/21	
Dibenzofuran	380 U	380	69	1	06/16/21 19:38	6/15/21	
Diethyl Phthalate	380 U	380	68	1	06/16/21 19:38	6/15/21	
Dimethyl Phthalate	380 U	380	72	1	06/16/21 19:38	6/15/21	
Fluoranthene	380 U	380	95	1	06/16/21 19:38	6/15/21	
Fluorene	380 U	380	71	1	06/16/21 19:38	6/15/21	
Hexachlorobenzene	380 U	380	91	1	06/16/21 19:38	6/15/21	
Hexachlorobutadiene	380 U	380	65	1	06/16/21 19:38	6/15/21	
Hexachlorocyclopentadiene	380 U	380	130	1	06/16/21 19:38	6/15/21	
Hexachloroethane	380 U	380	71	1	06/16/21 19:38	6/15/21	
Indeno(1,2,3-cd)pyrene	380 U	380	130	1	06/16/21 19:38	6/15/21	
Isophorone	380 U	380	79	1	06/16/21 19:38	6/15/21	
N-Nitrosodi-n-propylamine	380 U	380	120	1	06/16/21 19:38	6/15/21	
N-Nitrosodiphenylamine	380 U	380	240	1	06/16/21 19:38	6/15/21	
Naphthalene	380 U	380	71	1	06/16/21 19:38	6/15/21	
Nitrobenzene	380 U	380	68	1	06/16/21 19:38	6/15/21	
Pentachlorophenol (PCP)	2000 U	2000	380	1	06/16/21 19:38	6/15/21	
Phenanthrene	380 U	380	54	1	06/16/21 19:38	6/15/21	
Phenol	380 U	380	77	1	06/16/21 19:38	6/15/21	
Pyrene	380 U	380	63	1	06/16/21 19:38	6/15/21	

Surrogate Name	% Rec	Control Limits	Date Analyzed	Q
2,4,6-Tribromophenol	78	10 - 109	06/16/21 19:38	
2-Fluorobiphenyl	71	10 - 102	06/16/21 19:38	
2-Fluorophenol	67	10 - 88	06/16/21 19:38	
Nitrobenzene-d5	68	10 - 95	06/16/21 19:38	
Phenol-d6	61	10 - 145	06/16/21 19:38	
Terphenyl-d14	100	10 - 106	06/16/21 19:38	

Client:	LU Engineers	**Service Request:**	R2105887
Project:	Orchard Street/4235-01	**Date Collected:**	06/03/21 15:00
Sample Matrix:	Soil	**Date Received:**	06/11/21 17:15
Sample Name:	TP-07 (350)	**Units:**	ug/Kg
Lab Code:	R2105887-005	**Basis:**	Dry

Semivolatile Organic Compounds by GC/MS using Microwave Digestion

Analysis Method: 8270D
Prep Method: EPA 3546

Analyte Name	Result		MRL	MDL	Dil.	Date Analyzed	Date Extracted	Q
1,2,4,5-Tetrachlorobenzene	400	U	400	89	1	06/16/21 20:07	6/15/21	
1,4-Dioxane	81	U	81	39	1	06/16/21 20:07	6/15/21	
2,3,4,6-Tetrachlorophenol	400	U	400	140	1	06/16/21 20:07	6/15/21	
2,4,5-Trichlorophenol	400	U	400	99	1	06/16/21 20:07	6/15/21	
2,4,6-Trichlorophenol	400	U	400	89	1	06/16/21 20:07	6/15/21	
2,4-Dichlorophenol	400	U	400	77	1	06/16/21 20:07	6/15/21	
2,4-Dimethylphenol	400	U	400	72	1	06/16/21 20:07	6/15/21	
2,4-Dinitrophenol	2100	U	2100	680	1	06/16/21 20:07	6/15/21	
2,4-Dinitrotoluene	400	U	400	160	1	06/16/21 20:07	6/15/21	
2,6-Dinitrotoluene	400	U	400	88	1	06/16/21 20:07	6/15/21	
2-Chloronaphthalene	400	U	400	80	1	06/16/21 20:07	6/15/21	
2-Chlorophenol	400	U	400	67	1	06/16/21 20:07	6/15/21	
2-Methylnaphthalene	400	U	400	66	1	06/16/21 20:07	6/15/21	
2-Methylphenol	400	U	400	83	1	06/16/21 20:07	6/15/21	
2-Nitroaniline	2100	U	2100	95	1	06/16/21 20:07	6/15/21	
2-Nitrophenol	400	U	400	93	1	06/16/21 20:07	6/15/21	
3,3'-Dichlorobenzidine	400	U	400	45	1	06/16/21 20:07	6/15/21	
3- and 4-Methylphenol Coelution	400	U	400	77	1	06/16/21 20:07	6/15/21	
3-Nitroaniline	2100	U	2100	81	1	06/16/21 20:07	6/15/21	
4,6-Dinitro-2-methylphenol	2100	U	2100	230	1	06/16/21 20:07	6/15/21	
4-Bromophenyl Phenyl Ether	400	U	400	110	1	06/16/21 20:07	6/15/21	
4-Chloro-3-methylphenol	400	U	400	81	1	06/16/21 20:07	6/15/21	
4-Chloroaniline	400	U	400	68	1	06/16/21 20:07	6/15/21	
4-Chlorophenyl Phenyl Ether	400	U	400	86	1	06/16/21 20:07	6/15/21	
4-Nitroaniline	2100	U	2100	41	1	06/16/21 20:07	6/15/21	
4-Nitrophenol	2100	U	2100	81	1	06/16/21 20:07	6/15/21	
Acenaphthene	400	U	400	76	1	06/16/21 20:07	6/15/21	
Acenaphthylene	400	U	400	81	1	06/16/21 20:07	6/15/21	
Acetophenone	400	U	400	120	1	06/16/21 20:07	6/15/21	
Anthracene	400	U	400	67	1	06/16/21 20:07	6/15/21	
Atrazine	400	U	400	56	1	06/16/21 20:07	6/15/21	
Benz(a)anthracene	400	U	400	60	1	06/16/21 20:07	6/15/21	
Benzaldehyde	2100	U	2100	97	1	06/16/21 20:07	6/15/21	
Benzo(a)pyrene	400	U	400	110	1	06/16/21 20:07	6/15/21	
Benzo(b)fluoranthene	400	U	400	67	1	06/16/21 20:07	6/15/21	
Benzo(g,h,i)perylene	400	U	400	92	1	06/16/21 20:07	6/15/21	
Benzo(k)fluoranthene	400	U	400	65	1	06/16/21 20:07	6/15/21	
Biphenyl	400	U	400	120	1	06/16/21 20:07	6/15/21	
2,2'-Oxybis(1-chloropropane)	400	U	400	82	1	06/16/21 20:07	6/15/21	
Bis(2-chloroethoxy)methane	400	U	400	98	1	06/16/21 20:07	6/15/21	
Bis(2-chloroethyl) Ether	400	U	400	79	1	06/16/21 20:07	6/15/21	
Bis(2-ethylhexyl) Phthalate	610	U	610	73	1	06/16/21 20:07	6/15/21	
Butyl Benzyl Phthalate	400	U	400	48	1	06/16/21 20:07	6/15/21	

ALS Group USA, Corp.
dba ALS Environmental

Analytical Report

Client:	LU Engineers	**Service Request:**	R2105887
Project:	Orchard Street/4235-01	**Date Collected:**	06/03/21 15:00
Sample Matrix:	Soil	**Date Received:**	06/11/21 17:15
Sample Name:	TP-07 (350)	**Units:**	ug/Kg
Lab Code:	R2105887-005	**Basis:**	Dry

Semivolatile Organic Compounds by GC/MS using Microwave Digestion

Analysis Method: 8270D
Prep Method: EPA 3546

Analyte Name	Result	MRL	MDL	Dil.	Date Analyzed	Date Extracted	Q
Caprolactam	400 U	400	88	1	06/16/21 20:07	6/15/21	
Carbazole	400 U	400	65	1	06/16/21 20:07	6/15/21	
Chrysene	400 U	400	59	1	06/16/21 20:07	6/15/21	
Di-n-butyl Phthalate	400 U	400	65	1	06/16/21 20:07	6/15/21	
Di-n-octyl Phthalate	400 U	400	140	1	06/16/21 20:07	6/15/21	
Dibenz(a,h)anthracene	400 U	400	87	1	06/16/21 20:07	6/15/21	
Dibenzofuran	400 U	400	73	1	06/16/21 20:07	6/15/21	
Diethyl Phthalate	400 U	400	71	1	06/16/21 20:07	6/15/21	
Dimethyl Phthalate	400 U	400	76	1	06/16/21 20:07	6/15/21	
Fluoranthene	400 U	400	110	1	06/16/21 20:07	6/15/21	
Fluorene	400 U	400	75	1	06/16/21 20:07	6/15/21	
Hexachlorobenzene	400 U	400	96	1	06/16/21 20:07	6/15/21	
Hexachlorobutadiene	400 U	400	69	1	06/16/21 20:07	6/15/21	
Hexachlorocyclopentadiene	400 U	400	130	1	06/16/21 20:07	6/15/21	
Hexachloroethane	400 U	400	75	1	06/16/21 20:07	6/15/21	
Indeno(1,2,3-cd)pyrene	400 U	400	130	1	06/16/21 20:07	6/15/21	
Isophorone	400 U	400	84	1	06/16/21 20:07	6/15/21	
N-Nitrosodi-n-propylamine	400 U	400	130	1	06/16/21 20:07	6/15/21	
N-Nitrosodiphenylamine	400 U	400	250	1	06/16/21 20:07	6/15/21	
Naphthalene	400 U	400	75	1	06/16/21 20:07	6/15/21	
Nitrobenzene	400 U	400	72	1	06/16/21 20:07	6/15/21	
Pentachlorophenol (PCP)	2100 U	2100	400	1	06/16/21 20:07	6/15/21	
Phenanthrene	400 U	400	57	1	06/16/21 20:07	6/15/21	
Phenol	400 U	400	81	1	06/16/21 20:07	6/15/21	
Pyrene	400 U	400	67	1	06/16/21 20:07	6/15/21	

Surrogate Name	% Rec	Control Limits	Date Analyzed	Q
2,4,6-Tribromophenol	69	10 - 109	06/16/21 20:07	
2-Fluorobiphenyl	67	10 - 102	06/16/21 20:07	
2-Fluorophenol	61	10 - 88	06/16/21 20:07	
Nitrobenzene-d5	62	10 - 95	06/16/21 20:07	
Phenol-d6	57	10 - 145	06/16/21 20:07	
Terphenyl-d14	93	10 - 106	06/16/21 20:07	

Client:	LU Engineers	**Service Request:**	R2105887
Project:	Orchard Street/4235-01	**Date Collected:**	06/03/21 13:15
Sample Matrix:	Soil	**Date Received:**	06/11/21 17:15
Sample Name:	TP-10 (350)	**Units:**	ug/Kg
Lab Code:	R2105887-007	**Basis:**	Dry

Semivolatile Organic Compounds by GC/MS using Microwave Digestion

Analysis Method: 8270D
Prep Method: EPA 3546

Analyte Name	Result		MRL	MDL	Dil.	Date Analyzed	Date Extracted	Q
1,2,4,5-Tetrachlorobenzene	850	U	850	190	2	06/17/21 16:10	6/15/21	
1,4-Dioxane	170	U	170	83	2	06/17/21 16:10	6/15/21	
2,3,4,6-Tetrachlorophenol	850	U	850	300	2	06/17/21 16:10	6/15/21	
2,4,5-Trichlorophenol	850	U	850	210	2	06/17/21 16:10	6/15/21	
2,4,6-Trichlorophenol	850	U	850	190	2	06/17/21 16:10	6/15/21	
2,4-Dichlorophenol	850	U	850	170	2	06/17/21 16:10	6/15/21	
2,4-Dimethylphenol	850	U	850	160	2	06/17/21 16:10	6/15/21	
2,4-Dinitrophenol	4400	U	4400	1500	2	06/17/21 16:10	6/15/21	
2,4-Dinitrotoluene	850	U	850	330	2	06/17/21 16:10	6/15/21	
2,6-Dinitrotoluene	850	U	850	190	2	06/17/21 16:10	6/15/21	
2-Chloronaphthalene	850	U	850	180	2	06/17/21 16:10	6/15/21	
2-Chlorophenol	850	U	850	150	2	06/17/21 16:10	6/15/21	
2-Methylnaphthalene	850	U	850	150	2	06/17/21 16:10	6/15/21	
2-Methylphenol	850	U	850	180	2	06/17/21 16:10	6/15/21	
2-Nitroaniline	4400	U	4400	210	2	06/17/21 16:10	6/15/21	
2-Nitrophenol	850	U	850	200	2	06/17/21 16:10	6/15/21	
3,3'-Dichlorobenzidine	850	U	850	96	2	06/17/21 16:10	6/15/21	
3- and 4-Methylphenol Coelution	850	U	850	170	2	06/17/21 16:10	6/15/21	
3-Nitroaniline	4400	U	4400	180	2	06/17/21 16:10	6/15/21	
4,6-Dinitro-2-methylphenol	4400	U	4400	490	2	06/17/21 16:10	6/15/21	
4-Bromophenyl Phenyl Ether	850	U	850	230	2	06/17/21 16:10	6/15/21	
4-Chloro-3-methylphenol	850	U	850	180	2	06/17/21 16:10	6/15/21	
4-Chloroaniline	850	U	850	150	2	06/17/21 16:10	6/15/21	
4-Chlorophenyl Phenyl Ether	850	U	850	190	2	06/17/21 16:10	6/15/21	
4-Nitroaniline	4400	U	4400	87	2	06/17/21 16:10	6/15/21	
4-Nitrophenol	4400	U	4400	180	2	06/17/21 16:10	6/15/21	
Acenaphthene	**250**	**J**	850	170	2	06/17/21 16:10	6/15/21	
Acenaphthylene	**1500**		850	180	2	06/17/21 16:10	6/15/21	
Acetophenone	850	U	850	250	2	06/17/21 16:10	6/15/21	
Anthracene	**1800**		850	150	2	06/17/21 16:10	6/15/21	
Atrazine	850	U	850	120	2	06/17/21 16:10	6/15/21	
Benz(a)anthracene	**7500**		850	130	2	06/17/21 16:10	6/15/21	
Benzaldehyde	4400	U	4400	210	2	06/17/21 16:10	6/15/21	
Benzo(a)pyrene	**9600**		850	230	2	06/17/21 16:10	6/15/21	
Benzo(b)fluoranthene	**11000**		850	150	2	06/17/21 16:10	6/15/21	
Benzo(g,h,i)perylene	**8300**		850	200	2	06/17/21 16:10	6/15/21	
Benzo(k)fluoranthene	**3800**		850	140	2	06/17/21 16:10	6/15/21	
Biphenyl	850	U	850	260	2	06/17/21 16:10	6/15/21	
2,2'-Oxybis(1-chloropropane)	850	U	850	180	2	06/17/21 16:10	6/15/21	
Bis(2-chloroethoxy)methane	850	U	850	210	2	06/17/21 16:10	6/15/21	
Bis(2-chloroethyl) Ether	850	U	850	170	2	06/17/21 16:10	6/15/21	
Bis(2-ethylhexyl) Phthalate	1300	U	1300	160	2	06/17/21 16:10	6/15/21	
Butyl Benzyl Phthalate	850	U	850	110	2	06/17/21 16:10	6/15/21	

ALS Group USA, Corp.
dba ALS Environmental

Analytical Report

Client:	LU Engineers	**Service Request:**	R2105887
Project:	Orchard Street/4235-01	**Date Collected:**	06/03/21 13:15
Sample Matrix:	Soil	**Date Received:**	06/11/21 17:15
Sample Name:	TP-10 (350)	**Units:**	ug/Kg
Lab Code:	R2105887-007	**Basis:**	Dry

Semivolatile Organic Compounds by GC/MS using Microwave Digestion

Analysis Method: 8270D
Prep Method: EPA 3546

Analyte Name	Result		MRL	MDL	Dil.	Date Analyzed	Date Extracted	Q
Caprolactam	850	U	850	190	2	06/17/21 16:10	6/15/21	
Carbazole	**1800**		850	140	2	06/17/21 16:10	6/15/21	
Chrysene	**8900**		850	130	2	06/17/21 16:10	6/15/21	
Di-n-butyl Phthalate	850	U	850	140	2	06/17/21 16:10	6/15/21	
Di-n-octyl Phthalate	850	U	850	300	2	06/17/21 16:10	6/15/21	
Dibenz(a,h)anthracene	**1600**		850	190	2	06/17/21 16:10	6/15/21	
Dibenzofuran	**550**	**J**	850	160	2	06/17/21 16:10	6/15/21	
Diethyl Phthalate	850	U	850	160	2	06/17/21 16:10	6/15/21	
Dimethyl Phthalate	850	U	850	170	2	06/17/21 16:10	6/15/21	
Fluoranthene	**17000**		850	220	2	06/17/21 16:10	6/15/21	
Fluorene	**530**	**J**	850	160	2	06/17/21 16:10	6/15/21	
Hexachlorobenzene	850	U	850	210	2	06/17/21 16:10	6/15/21	
Hexachlorobutadiene	850	U	850	150	2	06/17/21 16:10	6/15/21	
Hexachlorocyclopentadiene	850	U	850	280	2	06/17/21 16:10	6/15/21	
Hexachloroethane	850	U	850	160	2	06/17/21 16:10	6/15/21	
Indeno(1,2,3-cd)pyrene	**8000**		850	280	2	06/17/21 16:10	6/15/21	
Isophorone	850	U	850	180	2	06/17/21 16:10	6/15/21	
N-Nitrosodi-n-propylamine	850	U	850	270	2	06/17/21 16:10	6/15/21	
N-Nitrosodiphenylamine	850	U	850	540	2	06/17/21 16:10	6/15/21	
Naphthalene	**320**	**J**	850	160	2	06/17/21 16:10	6/15/21	
Nitrobenzene	850	U	850	160	2	06/17/21 16:10	6/15/21	
Pentachlorophenol (PCP)	4400	U	4400	850	2	06/17/21 16:10	6/15/21	
Phenanthrene	**11000**		850	130	2	06/17/21 16:10	6/15/21	
Phenol	850	U	850	180	2	06/17/21 16:10	6/15/21	
Pyrene	**16000**		850	150	2	06/17/21 16:10	6/15/21	

Surrogate Name	% Rec	Control Limits	Date Analyzed	Q
2,4,6-Tribromophenol	96	10 - 109	06/17/21 16:10	
2-Fluorobiphenyl	80	10 - 102	06/17/21 16:10	
2-Fluorophenol	67	10 - 88	06/17/21 16:10	
Nitrobenzene-d5	67	10 - 95	06/17/21 16:10	
Phenol-d6	69	10 - 145	06/17/21 16:10	
Terphenyl-d14	103	10 - 106	06/17/21 16:10	

ALS Group USA, Corp.
dba ALS Environmental

Analytical Report

Client:	LU Engineers	**Service Request:**	R2105887
Project:	Orchard Street/4235-01	**Date Collected:**	06/03/21 12:45
Sample Matrix:	Soil	**Date Received:**	06/11/21 17:15
Sample Name:	TP-12 (350)	**Units:**	ug/Kg
Lab Code:	R2105887-009	**Basis:**	Dry

Semivolatile Organic Compounds by GC/MS using Microwave Digestion

Analysis Method: 8270D
Prep Method: EPA 3546

Analyte Name	Result		MRL	MDL	Dil.	Date Analyzed	Date Extracted	Q
1,2,4,5-Tetrachlorobenzene	400	U	400	89	1	06/16/21 21:04	6/15/21	
1,4-Dioxane	81	U	81	39	1	06/16/21 21:04	6/15/21	
2,3,4,6-Tetrachlorophenol	400	U	400	140	1	06/16/21 21:04	6/15/21	
2,4,5-Trichlorophenol	400	U	400	98	1	06/16/21 21:04	6/15/21	
2,4,6-Trichlorophenol	400	U	400	89	1	06/16/21 21:04	6/15/21	
2,4-Dichlorophenol	400	U	400	77	1	06/16/21 21:04	6/15/21	
2,4-Dimethylphenol	400	U	400	72	1	06/16/21 21:04	6/15/21	
2,4-Dinitrophenol	2000	U	2000	680	1	06/16/21 21:04	6/15/21	
2,4-Dinitrotoluene	400	U	400	160	1	06/16/21 21:04	6/15/21	
2,6-Dinitrotoluene	400	U	400	87	1	06/16/21 21:04	6/15/21	
2-Chloronaphthalene	400	U	400	80	1	06/16/21 21:04	6/15/21	
2-Chlorophenol	400	U	400	67	1	06/16/21 21:04	6/15/21	
2-Methylnaphthalene	400	U	400	66	1	06/16/21 21:04	6/15/21	
2-Methylphenol	400	U	400	83	1	06/16/21 21:04	6/15/21	
2-Nitroaniline	2000	U	2000	94	1	06/16/21 21:04	6/15/21	
2-Nitrophenol	400	U	400	92	1	06/16/21 21:04	6/15/21	
3,3'-Dichlorobenzidine	400	U	400	45	1	06/16/21 21:04	6/15/21	
3- and 4-Methylphenol Coelution	400	U	400	76	1	06/16/21 21:04	6/15/21	
3-Nitroaniline	2000	U	2000	80	1	06/16/21 21:04	6/15/21	
4,6-Dinitro-2-methylphenol	2000	U	2000	230	1	06/16/21 21:04	6/15/21	
4-Bromophenyl Phenyl Ether	400	U	400	110	1	06/16/21 21:04	6/15/21	
4-Chloro-3-methylphenol	400	U	400	80	1	06/16/21 21:04	6/15/21	
4-Chloroaniline	400	U	400	67	1	06/16/21 21:04	6/15/21	
4-Chlorophenyl Phenyl Ether	400	U	400	85	1	06/16/21 21:04	6/15/21	
4-Nitroaniline	2000	U	2000	41	1	06/16/21 21:04	6/15/21	
4-Nitrophenol	2000	U	2000	80	1	06/16/21 21:04	6/15/21	
Acenaphthene	400	U	400	75	1	06/16/21 21:04	6/15/21	
Acenaphthylene	400	U	400	81	1	06/16/21 21:04	6/15/21	
Acetophenone	400	U	400	120	1	06/16/21 21:04	6/15/21	
Anthracene	400	U	400	67	1	06/16/21 21:04	6/15/21	
Atrazine	400	U	400	56	1	06/16/21 21:04	6/15/21	
Benz(a)anthracene	400	U	400	59	1	06/16/21 21:04	6/15/21	
Benzaldehyde	2000	U	2000	96	1	06/16/21 21:04	6/15/21	
Benzo(a)pyrene	400	U	400	110	1	06/16/21 21:04	6/15/21	
Benzo(b)fluoranthene	400	U	400	67	1	06/16/21 21:04	6/15/21	
Benzo(g,h,i)perylene	400	U	400	92	1	06/16/21 21:04	6/15/21	
Benzo(k)fluoranthene	400	U	400	65	1	06/16/21 21:04	6/15/21	
Biphenyl	400	U	400	120	1	06/16/21 21:04	6/15/21	
2,2'-Oxybis(1-chloropropane)	400	U	400	82	1	06/16/21 21:04	6/15/21	
Bis(2-chloroethoxy)methane	400	U	400	97	1	06/16/21 21:04	6/15/21	
Bis(2-chloroethyl) Ether	400	U	400	79	1	06/16/21 21:04	6/15/21	
Bis(2-ethylhexyl) Phthalate	600	U	600	73	1	06/16/21 21:04	6/15/21	
Butyl Benzyl Phthalate	400	U	400	48	1	06/16/21 21:04	6/15/21	

ALS Group USA, Corp.
dba ALS Environmental

Analytical Report

Client:	LU Engineers	**Service Request:**	R2105887
Project:	Orchard Street/4235-01	**Date Collected:**	06/03/21 12:45
Sample Matrix:	Soil	**Date Received:**	06/11/21 17:15
Sample Name:	TP-12 (350)	**Units:**	ug/Kg
Lab Code:	R2105887-009	**Basis:**	Dry

Semivolatile Organic Compounds by GC/MS using Microwave Digestion

Analysis Method: 8270D
Prep Method: EPA 3546

Analyte Name	Result	MRL	MDL	Dil.	Date Analyzed	Date Extracted	Q
Caprolactam	400 U	400	88	1	06/16/21 21:04	6/15/21	
Carbazole	400 U	400	65	1	06/16/21 21:04	6/15/21	
Chrysene	400 U	400	59	1	06/16/21 21:04	6/15/21	
Di-n-butyl Phthalate	400 U	400	65	1	06/16/21 21:04	6/15/21	
Di-n-octyl Phthalate	400 U	400	140	1	06/16/21 21:04	6/15/21	
Dibenz(a,h)anthracene	400 U	400	87	1	06/16/21 21:04	6/15/21	
Dibenzofuran	400 U	400	73	1	06/16/21 21:04	6/15/21	
Diethyl Phthalate	400 U	400	71	1	06/16/21 21:04	6/15/21	
Dimethyl Phthalate	400 U	400	76	1	06/16/21 21:04	6/15/21	
Fluoranthene	400 U	400	100	1	06/16/21 21:04	6/15/21	
Fluorene	400 U	400	75	1	06/16/21 21:04	6/15/21	
Hexachlorobenzene	400 U	400	96	1	06/16/21 21:04	6/15/21	
Hexachlorobutadiene	400 U	400	68	1	06/16/21 21:04	6/15/21	
Hexachlorocyclopentadiene	400 U	400	130	1	06/16/21 21:04	6/15/21	
Hexachloroethane	400 U	400	75	1	06/16/21 21:04	6/15/21	
Indeno(1,2,3-cd)pyrene	400 U	400	130	1	06/16/21 21:04	6/15/21	
Isophorone	400 U	400	83	1	06/16/21 21:04	6/15/21	
N-Nitrosodi-n-propylamine	400 U	400	130	1	06/16/21 21:04	6/15/21	
N-Nitrosodiphenylamine	400 U	400	250	1	06/16/21 21:04	6/15/21	
Naphthalene	400 U	400	75	1	06/16/21 21:04	6/15/21	
Nitrobenzene	400 U	400	71	1	06/16/21 21:04	6/15/21	
Pentachlorophenol (PCP)	2000 U	2000	400	1	06/16/21 21:04	6/15/21	
Phenanthrene	400 U	400	57	1	06/16/21 21:04	6/15/21	
Phenol	400 U	400	80	1	06/16/21 21:04	6/15/21	
Pyrene	400 U	400	66	1	06/16/21 21:04	6/15/21	

Surrogate Name	% Rec	Control Limits	Date Analyzed	Q
2,4,6-Tribromophenol	80	10 - 109	06/16/21 21:04	
2-Fluorobiphenyl	73	10 - 102	06/16/21 21:04	
2-Fluorophenol	67	10 - 88	06/16/21 21:04	
Nitrobenzene-d5	67	10 - 95	06/16/21 21:04	
Phenol-d6	62	10 - 145	06/16/21 21:04	
Terphenyl-d14	103	10 - 106	06/16/21 21:04	

ALS Group USA, Corp.
dba ALS Environmental

Analytical Report

Client:	LU Engineers	**Service Request:**	R2105887
Project:	Orchard Street/4235-01	**Date Collected:**	06/03/21 08:45
Sample Matrix:	Soil	**Date Received:**	06/11/21 17:15
Sample Name:	TP-01 (370)	**Units:**	ug/Kg
Lab Code:	R2105887-010	**Basis:**	Dry

Semivolatile Organic Compounds by GC/MS using Microwave Digestion

Analysis Method: 8270D
Prep Method: EPA 3546

Analyte Name	Result		MRL	MDL	Dil.	Date Analyzed	Date Extracted	Q
1,2,4,5-Tetrachlorobenzene	380	U	380	86	1	06/17/21 16:38	6/15/21	
1,4-Dioxane	78	U	78	38	1	06/17/21 16:38	6/15/21	
2,3,4,6-Tetrachlorophenol	380	U	380	140	1	06/17/21 16:38	6/15/21	
2,4,5-Trichlorophenol	380	U	380	95	1	06/17/21 16:38	6/15/21	
2,4,6-Trichlorophenol	380	U	380	86	1	06/17/21 16:38	6/15/21	
2,4-Dichlorophenol	380	U	380	74	1	06/17/21 16:38	6/15/21	
2,4-Dimethylphenol	380	U	380	69	1	06/17/21 16:38	6/15/21	
2,4-Dinitrophenol	2000	U	2000	660	1	06/17/21 16:38	6/15/21	
2,4-Dinitrotoluene	380	U	380	150	1	06/17/21 16:38	6/15/21	
2,6-Dinitrotoluene	380	U	380	84	1	06/17/21 16:38	6/15/21	
2-Chloronaphthalene	380	U	380	77	1	06/17/21 16:38	6/15/21	
2-Chlorophenol	380	U	380	64	1	06/17/21 16:38	6/15/21	
2-Methylnaphthalene	380	U	380	64	1	06/17/21 16:38	6/15/21	
2-Methylphenol	380	U	380	80	1	06/17/21 16:38	6/15/21	
2-Nitroaniline	2000	U	2000	91	1	06/17/21 16:38	6/15/21	
2-Nitrophenol	380	U	380	89	1	06/17/21 16:38	6/15/21	
3,3'-Dichlorobenzidine	380	U	380	43	1	06/17/21 16:38	6/15/21	
3- and 4-Methylphenol Coelution	380	U	380	74	1	06/17/21 16:38	6/15/21	
3-Nitroaniline	2000	U	2000	78	1	06/17/21 16:38	6/15/21	
4,6-Dinitro-2-methylphenol	2000	U	2000	220	1	06/17/21 16:38	6/15/21	
4-Bromophenyl Phenyl Ether	380	U	380	110	1	06/17/21 16:38	6/15/21	
4-Chloro-3-methylphenol	380	U	380	78	1	06/17/21 16:38	6/15/21	
4-Chloroaniline	380	U	380	65	1	06/17/21 16:38	6/15/21	
4-Chlorophenyl Phenyl Ether	380	U	380	82	1	06/17/21 16:38	6/15/21	
4-Nitroaniline	2000	U	2000	39	1	06/17/21 16:38	6/15/21	
4-Nitrophenol	2000	U	2000	78	1	06/17/21 16:38	6/15/21	
Acenaphthene	380	U	380	73	1	06/17/21 16:38	6/15/21	
Acenaphthylene	380	U	380	78	1	06/17/21 16:38	6/15/21	
Acetophenone	380	U	380	120	1	06/17/21 16:38	6/15/21	
Anthracene	380	U	380	65	1	06/17/21 16:38	6/15/21	
Atrazine	380	U	380	54	1	06/17/21 16:38	6/15/21	
Benz(a)anthracene	**190**	**J**	380	57	1	06/17/21 16:38	6/15/21	
Benzaldehyde	2000	U	2000	93	1	06/17/21 16:38	6/15/21	
Benzo(a)pyrene	**220**	**J**	380	110	1	06/17/21 16:38	6/15/21	
Benzo(b)fluoranthene	**250**	**J**	380	64	1	06/17/21 16:38	6/15/21	
Benzo(g,h,i)perylene	**180**	**J**	380	89	1	06/17/21 16:38	6/15/21	
Benzo(k)fluoranthene	**99**	**J**	380	62	1	06/17/21 16:38	6/15/21	
Biphenyl	380	U	380	120	1	06/17/21 16:38	6/15/21	
2,2'-Oxybis(1-chloropropane)	380	U	380	79	1	06/17/21 16:38	6/15/21	
Bis(2-chloroethoxy)methane	380	U	380	94	1	06/17/21 16:38	6/15/21	
Bis(2-chloroethyl) Ether	380	U	380	76	1	06/17/21 16:38	6/15/21	
Bis(2-ethylhexyl) Phthalate	**150**	**J**	580	70	1	06/17/21 16:38	6/15/21	
Butyl Benzyl Phthalate	**49**	**J**	380	47	1	06/17/21 16:38	6/15/21	

ALS Group USA, Corp.
dba ALS Environmental

Analytical Report

Client:	LU Engineers	**Service Request:**	R2105887
Project:	Orchard Street/4235-01	**Date Collected:**	06/03/21 08:45
Sample Matrix:	Soil	**Date Received:**	06/11/21 17:15
Sample Name:	TP-01 (370)	**Units:**	ug/Kg
Lab Code:	R2105887-010	**Basis:**	Dry

Semivolatile Organic Compounds by GC/MS using Microwave Digestion

Analysis Method: 8270D
Prep Method: EPA 3546

Analyte Name	Result		MRL	MDL	Dil.	Date Analyzed	Date Extracted	Q
Caprolactam	380	U	380	85	1	06/17/21 16:38	6/15/21	
Carbazole	380	U	380	63	1	06/17/21 16:38	6/15/21	
Chrysene	**220**	**J**	380	57	1	06/17/21 16:38	6/15/21	
Di-n-butyl Phthalate	380	U	380	63	1	06/17/21 16:38	6/15/21	
Di-n-octyl Phthalate	380	U	380	140	1	06/17/21 16:38	6/15/21	
Dibenz(a,h)anthracene	380	U	380	84	1	06/17/21 16:38	6/15/21	
Dibenzofuran	380	U	380	70	1	06/17/21 16:38	6/15/21	
Diethyl Phthalate	380	U	380	69	1	06/17/21 16:38	6/15/21	
Dimethyl Phthalate	380	U	380	73	1	06/17/21 16:38	6/15/21	
Fluoranthene	**400**		380	97	1	06/17/21 16:38	6/15/21	
Fluorene	380	U	380	72	1	06/17/21 16:38	6/15/21	
Hexachlorobenzene	380	U	380	93	1	06/17/21 16:38	6/15/21	
Hexachlorobutadiene	380	U	380	66	1	06/17/21 16:38	6/15/21	
Hexachlorocyclopentadiene	380	U	380	130	1	06/17/21 16:38	6/15/21	
Hexachloroethane	380	U	380	72	1	06/17/21 16:38	6/15/21	
Indeno(1,2,3-cd)pyrene	**160**	**J**	380	130	1	06/17/21 16:38	6/15/21	
Isophorone	380	U	380	81	1	06/17/21 16:38	6/15/21	
N-Nitrosodi-n-propylamine	380	U	380	120	1	06/17/21 16:38	6/15/21	
N-Nitrosodiphenylamine	380	U	380	240	1	06/17/21 16:38	6/15/21	
Naphthalene	380	U	380	72	1	06/17/21 16:38	6/15/21	
Nitrobenzene	380	U	380	69	1	06/17/21 16:38	6/15/21	
Pentachlorophenol (PCP)	2000	U	2000	390	1	06/17/21 16:38	6/15/21	
Phenanthrene	**240**	**J**	380	55	1	06/17/21 16:38	6/15/21	
Phenol	380	U	380	78	1	06/17/21 16:38	6/15/21	
Pyrene	**360**	**J**	380	64	1	06/17/21 16:38	6/15/21	

Surrogate Name	% Rec	Control Limits	Date Analyzed	Q
2,4,6-Tribromophenol	78	10 - 109	06/17/21 16:38	
2-Fluorobiphenyl	58	10 - 102	06/17/21 16:38	
2-Fluorophenol	47	10 - 88	06/17/21 16:38	
Nitrobenzene-d5	49	10 - 95	06/17/21 16:38	
Phenol-d6	47	10 - 145	06/17/21 16:38	
Terphenyl-d14	82	10 - 106	06/17/21 16:38	

Client:	LU Engineers	**Service Request:**	R2105887
Project:	Orchard Street/4235-01	**Date Collected:**	06/04/21 11:00
Sample Matrix:	Soil	**Date Received:**	06/11/21 17:15
Sample Name:	TP-05+06 (370/350)	**Units:**	ug/Kg
Lab Code:	R2105887-012	**Basis:**	Dry

Semivolatile Organic Compounds by GC/MS using Microwave Digestion

Analysis Method: 8270D
Prep Method: EPA 3546

Analyte Name	Result		MRL	MDL	Dil.	Date Analyzed	Date Extracted	Q
1,2,4,5-Tetrachlorobenzene	390	U	390	86	1	06/17/21 17:07	6/15/21	
1,4-Dioxane	79	U	79	38	1	06/17/21 17:07	6/15/21	
2,3,4,6-Tetrachlorophenol	390	U	390	140	1	06/17/21 17:07	6/15/21	
2,4,5-Trichlorophenol	390	U	390	96	1	06/17/21 17:07	6/15/21	
2,4,6-Trichlorophenol	390	U	390	86	1	06/17/21 17:07	6/15/21	
2,4-Dichlorophenol	390	U	390	75	1	06/17/21 17:07	6/15/21	
2,4-Dimethylphenol	390	U	390	70	1	06/17/21 17:07	6/15/21	
2,4-Dinitrophenol	2000	U	2000	660	1	06/17/21 17:07	6/15/21	
2,4-Dinitrotoluene	390	U	390	150	1	06/17/21 17:07	6/15/21	
2,6-Dinitrotoluene	390	U	390	85	1	06/17/21 17:07	6/15/21	
2-Chloronaphthalene	390	U	390	78	1	06/17/21 17:07	6/15/21	
2-Chlorophenol	390	U	390	65	1	06/17/21 17:07	6/15/21	
2-Methylnaphthalene	390	U	390	64	1	06/17/21 17:07	6/15/21	
2-Methylphenol	390	U	390	80	1	06/17/21 17:07	6/15/21	
2-Nitroaniline	2000	U	2000	92	1	06/17/21 17:07	6/15/21	
2-Nitrophenol	390	U	390	90	1	06/17/21 17:07	6/15/21	
3,3'-Dichlorobenzidine	390	U	390	44	1	06/17/21 17:07	6/15/21	
3- and 4-Methylphenol Coelution	390	U	390	74	1	06/17/21 17:07	6/15/21	
3-Nitroaniline	2000	U	2000	78	1	06/17/21 17:07	6/15/21	
4,6-Dinitro-2-methylphenol	2000	U	2000	220	1	06/17/21 17:07	6/15/21	
4-Bromophenyl Phenyl Ether	390	U	390	110	1	06/17/21 17:07	6/15/21	
4-Chloro-3-methylphenol	390	U	390	78	1	06/17/21 17:07	6/15/21	
4-Chloroaniline	390	U	390	66	1	06/17/21 17:07	6/15/21	
4-Chlorophenyl Phenyl Ether	390	U	390	83	1	06/17/21 17:07	6/15/21	
4-Nitroaniline	2000	U	2000	40	1	06/17/21 17:07	6/15/21	
4-Nitrophenol	2000	U	2000	78	1	06/17/21 17:07	6/15/21	
Acenaphthene	390	U	390	73	1	06/17/21 17:07	6/15/21	
Acenaphthylene	390	U	390	79	1	06/17/21 17:07	6/15/21	
Acetophenone	390	U	390	120	1	06/17/21 17:07	6/15/21	
Anthracene	390	U	390	65	1	06/17/21 17:07	6/15/21	
Atrazine	390	U	390	54	1	06/17/21 17:07	6/15/21	
Benz(a)anthracene	**100**	**J**	390	58	1	06/17/21 17:07	6/15/21	
Benzaldehyde	2000	U	2000	94	1	06/17/21 17:07	6/15/21	
Benzo(a)pyrene	**130**	**J**	390	110	1	06/17/21 17:07	6/15/21	
Benzo(b)fluoranthene	**140**	**J**	390	65	1	06/17/21 17:07	6/15/21	
Benzo(g,h,i)perylene	**110**	**J**	390	89	1	06/17/21 17:07	6/15/21	
Benzo(k)fluoranthene	390	U	390	63	1	06/17/21 17:07	6/15/21	
Biphenyl	390	U	390	120	1	06/17/21 17:07	6/15/21	
2,2'-Oxybis(1-chloropropane)	390	U	390	80	1	06/17/21 17:07	6/15/21	
Bis(2-chloroethoxy)methane	390	U	390	95	1	06/17/21 17:07	6/15/21	
Bis(2-chloroethyl) Ether	390	U	390	77	1	06/17/21 17:07	6/15/21	
Bis(2-ethylhexyl) Phthalate	590	U	590	71	1	06/17/21 17:07	6/15/21	
Butyl Benzyl Phthalate	390	U	390	47	1	06/17/21 17:07	6/15/21	

ALS Group USA, Corp.
dba ALS Environmental

Analytical Report

Client:	LU Engineers	**Service Request:**	R2105887
Project:	Orchard Street/4235-01	**Date Collected:**	06/04/21 11:00
Sample Matrix:	Soil	**Date Received:**	06/11/21 17:15
Sample Name:	TP-05+06 (370/350)	**Units:**	ug/Kg
Lab Code:	R2105887-012	**Basis:**	Dry

Semivolatile Organic Compounds by GC/MS using Microwave Digestion

Analysis Method: 8270D
Prep Method: EPA 3546

Analyte Name	Result		MRL	MDL	Dil.	Date Analyzed	Date Extracted	Q
Caprolactam	390	U	390	85	1	06/17/21 17:07	6/15/21	
Carbazole	390	U	390	63	1	06/17/21 17:07	6/15/21	
Chrysene	**100**	**J**	390	57	1	06/17/21 17:07	6/15/21	
Di-n-butyl Phthalate	390	U	390	63	1	06/17/21 17:07	6/15/21	
Di-n-octyl Phthalate	390	U	390	140	1	06/17/21 17:07	6/15/21	
Dibenz(a,h)anthracene	390	U	390	84	1	06/17/21 17:07	6/15/21	
Dibenzofuran	390	U	390	71	1	06/17/21 17:07	6/15/21	
Diethyl Phthalate	390	U	390	69	1	06/17/21 17:07	6/15/21	
Dimethyl Phthalate	390	U	390	74	1	06/17/21 17:07	6/15/21	
Fluoranthene	**180**	**J**	390	97	1	06/17/21 17:07	6/15/21	
Fluorene	390	U	390	73	1	06/17/21 17:07	6/15/21	
Hexachlorobenzene	390	U	390	93	1	06/17/21 17:07	6/15/21	
Hexachlorobutadiene	390	U	390	66	1	06/17/21 17:07	6/15/21	
Hexachlorocyclopentadiene	390	U	390	130	1	06/17/21 17:07	6/15/21	
Hexachloroethane	390	U	390	73	1	06/17/21 17:07	6/15/21	
Indeno(1,2,3-cd)pyrene	390	U	390	130	1	06/17/21 17:07	6/15/21	
Isophorone	390	U	390	81	1	06/17/21 17:07	6/15/21	
N-Nitrosodi-n-propylamine	390	U	390	120	1	06/17/21 17:07	6/15/21	
N-Nitrosodiphenylamine	390	U	390	250	1	06/17/21 17:07	6/15/21	
Naphthalene	390	U	390	73	1	06/17/21 17:07	6/15/21	
Nitrobenzene	390	U	390	69	1	06/17/21 17:07	6/15/21	
Pentachlorophenol (PCP)	2000	U	2000	390	1	06/17/21 17:07	6/15/21	
Phenanthrene	**74**	**J**	390	55	1	06/17/21 17:07	6/15/21	
Phenol	390	U	390	78	1	06/17/21 17:07	6/15/21	
Pyrene	**160**	**J**	390	65	1	06/17/21 17:07	6/15/21	

Surrogate Name	% Rec	Control Limits	Date Analyzed	Q
2,4,6-Tribromophenol	87	10 - 109	06/17/21 17:07	
2-Fluorobiphenyl	67	10 - 102	06/17/21 17:07	
2-Fluorophenol	57	10 - 88	06/17/21 17:07	
Nitrobenzene-d5	57	10 - 95	06/17/21 17:07	
Phenol-d6	56	10 - 145	06/17/21 17:07	
Terphenyl-d14	98	10 - 106	06/17/21 17:07	

ALS Group USA, Corp.
dba ALS Environmental

Analytical Report

Client:	LU Engineers	**Service Request:**	R2105887
Project:	Orchard Street/4235-01	**Date Collected:**	06/04/21 07:30
Sample Matrix:	Soil	**Date Received:**	06/11/21 17:15
Sample Name:	TP-06 (370)	**Units:**	ug/Kg
Lab Code:	R2105887-013	**Basis:**	Dry

Semivolatile Organic Compounds by GC/MS using Microwave Digestion

Analysis Method: 8270D
Prep Method: EPA 3546

Analyte Name	Result		MRL	MDL	Dil.	Date Analyzed	Date Extracted	Q
1,2,4,5-Tetrachlorobenzene	420	U	420	94	1	06/17/21 17:34	6/15/21	
1,4-Dioxane	86	U	86	41	1	06/17/21 17:34	6/15/21	
2,3,4,6-Tetrachlorophenol	420	U	420	150	1	06/17/21 17:34	6/15/21	
2,4,5-Trichlorophenol	420	U	420	110	1	06/17/21 17:34	6/15/21	
2,4,6-Trichlorophenol	420	U	420	94	1	06/17/21 17:34	6/15/21	
2,4-Dichlorophenol	420	U	420	82	1	06/17/21 17:34	6/15/21	
2,4-Dimethylphenol	420	U	420	76	1	06/17/21 17:34	6/15/21	
2,4-Dinitrophenol	2200	U	2200	720	1	06/17/21 17:34	6/15/21	
2,4-Dinitrotoluene	420	U	420	170	1	06/17/21 17:34	6/15/21	
2,6-Dinitrotoluene	420	U	420	93	1	06/17/21 17:34	6/15/21	
2-Chloronaphthalene	420	U	420	85	1	06/17/21 17:34	6/15/21	
2-Chlorophenol	420	U	420	71	1	06/17/21 17:34	6/15/21	
2-Methylnaphthalene	420	U	420	70	1	06/17/21 17:34	6/15/21	
2-Methylphenol	420	U	420	88	1	06/17/21 17:34	6/15/21	
2-Nitroaniline	2200	U	2200	100	1	06/17/21 17:34	6/15/21	
2-Nitrophenol	420	U	420	98	1	06/17/21 17:34	6/15/21	
3,3'-Dichlorobenzidine	420	U	420	48	1	06/17/21 17:34	6/15/21	
3- and 4-Methylphenol Coelution	420	U	420	81	1	06/17/21 17:34	6/15/21	
3-Nitroaniline	2200	U	2200	85	1	06/17/21 17:34	6/15/21	
4,6-Dinitro-2-methylphenol	2200	U	2200	240	1	06/17/21 17:34	6/15/21	
4-Bromophenyl Phenyl Ether	420	U	420	120	1	06/17/21 17:34	6/15/21	
4-Chloro-3-methylphenol	420	U	420	85	1	06/17/21 17:34	6/15/21	
4-Chloroaniline	420	U	420	72	1	06/17/21 17:34	6/15/21	
4-Chlorophenyl Phenyl Ether	420	U	420	91	1	06/17/21 17:34	6/15/21	
4-Nitroaniline	2200	U	2200	43	1	06/17/21 17:34	6/15/21	
4-Nitrophenol	2200	U	2200	85	1	06/17/21 17:34	6/15/21	
Acenaphthene	420	U	420	80	1	06/17/21 17:34	6/15/21	
Acenaphthylene	420	U	420	86	1	06/17/21 17:34	6/15/21	
Acetophenone	420	U	420	130	1	06/17/21 17:34	6/15/21	
Anthracene	**170**	**J**	420	71	1	06/17/21 17:34	6/15/21	
Atrazine	420	U	420	59	1	06/17/21 17:34	6/15/21	
Benz(a)anthracene	**740**		420	63	1	06/17/21 17:34	6/15/21	
Benzaldehyde	2200	U	2200	110	1	06/17/21 17:34	6/15/21	
Benzo(a)pyrene	**1100**		420	120	1	06/17/21 17:34	6/15/21	
Benzo(b)fluoranthene	**1000**		420	71	1	06/17/21 17:34	6/15/21	
Benzo(g,h,i)perylene	**870**		420	97	1	06/17/21 17:34	6/15/21	
Benzo(k)fluoranthene	**370**	**J**	420	69	1	06/17/21 17:34	6/15/21	
Biphenyl	420	U	420	130	1	06/17/21 17:34	6/15/21	
2,2'-Oxybis(1-chloropropane)	420	U	420	87	1	06/17/21 17:34	6/15/21	
Bis(2-chloroethoxy)methane	420	U	420	110	1	06/17/21 17:34	6/15/21	
Bis(2-chloroethyl) Ether	420	U	420	84	1	06/17/21 17:34	6/15/21	
Bis(2-ethylhexyl) Phthalate	640	U	640	77	1	06/17/21 17:34	6/15/21	
Butyl Benzyl Phthalate	420	U	420	51	1	06/17/21 17:34	6/15/21	

ALS Group USA, Corp.
dba ALS Environmental

Analytical Report

Client:	LU Engineers	**Service Request:**	R2105887
Project:	Orchard Street/4235-01	**Date Collected:**	06/04/21 07:30
Sample Matrix:	Soil	**Date Received:**	06/11/21 17:15
Sample Name:	TP-06 (370)	**Units:**	ug/Kg
Lab Code:	R2105887-013	**Basis:**	Dry

Semivolatile Organic Compounds by GC/MS using Microwave Digestion

Analysis Method: 8270D
Prep Method: EPA 3546

Analyte Name	Result		MRL	MDL	Dil.	Date Analyzed	Date Extracted	Q
Caprolactam	420	U	420	93	1	06/17/21 17:34	6/15/21	
Carbazole	420	U	420	69	1	06/17/21 17:34	6/15/21	
Chrysene	**720**		420	62	1	06/17/21 17:34	6/15/21	
Di-n-butyl Phthalate	420	U	420	69	1	06/17/21 17:34	6/15/21	
Di-n-octyl Phthalate	420	U	420	150	1	06/17/21 17:34	6/15/21	
Dibenz(a,h)anthracene	**150**	**J**	420	92	1	06/17/21 17:34	6/15/21	
Dibenzofuran	420	U	420	77	1	06/17/21 17:34	6/15/21	
Diethyl Phthalate	420	U	420	75	1	06/17/21 17:34	6/15/21	
Dimethyl Phthalate	420	U	420	81	1	06/17/21 17:34	6/15/21	
Fluoranthene	**1400**		420	110	1	06/17/21 17:34	6/15/21	
Fluorene	420	U	420	79	1	06/17/21 17:34	6/15/21	
Hexachlorobenzene	420	U	420	110	1	06/17/21 17:34	6/15/21	
Hexachlorobutadiene	420	U	420	73	1	06/17/21 17:34	6/15/21	
Hexachlorocyclopentadiene	420	U	420	140	1	06/17/21 17:34	6/15/21	
Hexachloroethane	420	U	420	79	1	06/17/21 17:34	6/15/21	
Indeno(1,2,3-cd)pyrene	**740**		420	140	1	06/17/21 17:34	6/15/21	
Isophorone	420	U	420	88	1	06/17/21 17:34	6/15/21	
N-Nitrosodi-n-propylamine	420	U	420	130	1	06/17/21 17:34	6/15/21	
N-Nitrosodiphenylamine	420	U	420	270	1	06/17/21 17:34	6/15/21	
Naphthalene	420	U	420	79	1	06/17/21 17:34	6/15/21	
Nitrobenzene	420	U	420	76	1	06/17/21 17:34	6/15/21	
Pentachlorophenol (PCP)	2200	U	2200	420	1	06/17/21 17:34	6/15/21	
Phenanthrene	**610**		420	60	1	06/17/21 17:34	6/15/21	
Phenol	420	U	420	85	1	06/17/21 17:34	6/15/21	
Pyrene	**1600**		420	71	1	06/17/21 17:34	6/15/21	

Surrogate Name	% Rec	Control Limits	Date Analyzed	Q
2,4,6-Tribromophenol	100	10 - 109	06/17/21 17:34	
2-Fluorobiphenyl	80	10 - 102	06/17/21 17:34	
2-Fluorophenol	65	10 - 88	06/17/21 17:34	
Nitrobenzene-d5	66	10 - 95	06/17/21 17:34	
Phenol-d6	64	10 - 145	06/17/21 17:34	
Terphenyl-d14	102	10 - 106	06/17/21 17:34	

Client:	LU Engineers	**Service Request:**	R2105887
Project:	Orchard Street/4235-01	**Date Collected:**	06/04/21 08:30
Sample Matrix:	Soil	**Date Received:**	06/11/21 17:15
Sample Name:	TP-08 (370)	**Units:**	ug/Kg
Lab Code:	R2105887-015	**Basis:**	Dry

Semivolatile Organic Compounds by GC/MS using Microwave Digestion

Analysis Method: 8270D
Prep Method: EPA 3546

Analyte Name	Result		MRL	MDL	Dil.	Date Analyzed	Date Extracted	Q
1,2,4,5-Tetrachlorobenzene	390	U	390	88	1	06/16/21 22:59	6/15/21	
1,4-Dioxane	80	U	80	39	1	06/16/21 22:59	6/15/21	
2,3,4,6-Tetrachlorophenol	390	U	390	140	1	06/16/21 22:59	6/15/21	
2,4,5-Trichlorophenol	390	U	390	97	1	06/16/21 22:59	6/15/21	
2,4,6-Trichlorophenol	390	U	390	88	1	06/16/21 22:59	6/15/21	
2,4-Dichlorophenol	390	U	390	76	1	06/16/21 22:59	6/15/21	
2,4-Dimethylphenol	390	U	390	71	1	06/16/21 22:59	6/15/21	
2,4-Dinitrophenol	2000	U	2000	670	1	06/16/21 22:59	6/15/21	
2,4-Dinitrotoluene	390	U	390	160	1	06/16/21 22:59	6/15/21	
2,6-Dinitrotoluene	390	U	390	86	1	06/16/21 22:59	6/15/21	
2-Chloronaphthalene	390	U	390	79	1	06/16/21 22:59	6/15/21	
2-Chlorophenol	390	U	390	66	1	06/16/21 22:59	6/15/21	
2-Methylnaphthalene	390	U	390	65	1	06/16/21 22:59	6/15/21	
2-Methylphenol	390	U	390	82	1	06/16/21 22:59	6/15/21	
2-Nitroaniline	2000	U	2000	93	1	06/16/21 22:59	6/15/21	
2-Nitrophenol	390	U	390	91	1	06/16/21 22:59	6/15/21	
3,3'-Dichlorobenzidine	390	U	390	44	1	06/16/21 22:59	6/15/21	
3- and 4-Methylphenol Coelution	390	U	390	75	1	06/16/21 22:59	6/15/21	
3-Nitroaniline	2000	U	2000	79	1	06/16/21 22:59	6/15/21	
4,6-Dinitro-2-methylphenol	2000	U	2000	230	1	06/16/21 22:59	6/15/21	
4-Bromophenyl Phenyl Ether	390	U	390	110	1	06/16/21 22:59	6/15/21	
4-Chloro-3-methylphenol	390	U	390	79	1	06/16/21 22:59	6/15/21	
4-Chloroaniline	390	U	390	67	1	06/16/21 22:59	6/15/21	
4-Chlorophenyl Phenyl Ether	390	U	390	84	1	06/16/21 22:59	6/15/21	
4-Nitroaniline	2000	U	2000	40	1	06/16/21 22:59	6/15/21	
4-Nitrophenol	2000	U	2000	79	1	06/16/21 22:59	6/15/21	
Acenaphthene	390	U	390	75	1	06/16/21 22:59	6/15/21	
Acenaphthylene	390	U	390	80	1	06/16/21 22:59	6/15/21	
Acetophenone	390	U	390	120	1	06/16/21 22:59	6/15/21	
Anthracene	390	U	390	66	1	06/16/21 22:59	6/15/21	
Atrazine	390	U	390	55	1	06/16/21 22:59	6/15/21	
Benz(a)anthracene	390	U	390	59	1	06/16/21 22:59	6/15/21	
Benzaldehyde	2000	U	2000	95	1	06/16/21 22:59	6/15/21	
Benzo(a)pyrene	390	U	390	110	1	06/16/21 22:59	6/15/21	
Benzo(b)fluoranthene	390	U	390	66	1	06/16/21 22:59	6/15/21	
Benzo(g,h,i)perylene	390	U	390	91	1	06/16/21 22:59	6/15/21	
Benzo(k)fluoranthene	390	U	390	64	1	06/16/21 22:59	6/15/21	
Biphenyl	390	U	390	120	1	06/16/21 22:59	6/15/21	
2,2'-Oxybis(1-chloropropane)	390	U	390	81	1	06/16/21 22:59	6/15/21	
Bis(2-chloroethoxy)methane	390	U	390	96	1	06/16/21 22:59	6/15/21	
Bis(2-chloroethyl) Ether	390	U	390	78	1	06/16/21 22:59	6/15/21	
Bis(2-ethylhexyl) Phthalate	600	U	600	72	1	06/16/21 22:59	6/15/21	
Butyl Benzyl Phthalate	390	U	390	48	1	06/16/21 22:59	6/15/21	

ALS Group USA, Corp.
dba ALS Environmental

Analytical Report

Client:	LU Engineers	**Service Request:**	R2105887
Project:	Orchard Street/4235-01	**Date Collected:**	06/04/21 08:30
Sample Matrix:	Soil	**Date Received:**	06/11/21 17:15
Sample Name:	TP-08 (370)	**Units:**	ug/Kg
Lab Code:	R2105887-015	**Basis:**	Dry

Semivolatile Organic Compounds by GC/MS using Microwave Digestion

Analysis Method: 8270D
Prep Method: EPA 3546

Analyte Name	Result	MRL	MDL	Dil.	Date Analyzed	Date Extracted	Q
Caprolactam	390 U	390	87	1	06/16/21 22:59	6/15/21	
Carbazole	390 U	390	64	1	06/16/21 22:59	6/15/21	
Chrysene	390 U	390	58	1	06/16/21 22:59	6/15/21	
Di-n-butyl Phthalate	390 U	390	64	1	06/16/21 22:59	6/15/21	
Di-n-octyl Phthalate	390 U	390	140	1	06/16/21 22:59	6/15/21	
Dibenz(a,h)anthracene	390 U	390	86	1	06/16/21 22:59	6/15/21	
Dibenzofuran	390 U	390	72	1	06/16/21 22:59	6/15/21	
Diethyl Phthalate	390 U	390	70	1	06/16/21 22:59	6/15/21	
Dimethyl Phthalate	390 U	390	75	1	06/16/21 22:59	6/15/21	
Fluoranthene	390 U	390	99	1	06/16/21 22:59	6/15/21	
Fluorene	390 U	390	74	1	06/16/21 22:59	6/15/21	
Hexachlorobenzene	390 U	390	95	1	06/16/21 22:59	6/15/21	
Hexachlorobutadiene	390 U	390	68	1	06/16/21 22:59	6/15/21	
Hexachlorocyclopentadiene	390 U	390	130	1	06/16/21 22:59	6/15/21	
Hexachloroethane	390 U	390	74	1	06/16/21 22:59	6/15/21	
Indeno(1,2,3-cd)pyrene	390 U	390	130	1	06/16/21 22:59	6/15/21	
Isophorone	390 U	390	82	1	06/16/21 22:59	6/15/21	
N-Nitrosodi-n-propylamine	390 U	390	130	1	06/16/21 22:59	6/15/21	
N-Nitrosodiphenylamine	390 U	390	250	1	06/16/21 22:59	6/15/21	
Naphthalene	390 U	390	74	1	06/16/21 22:59	6/15/21	
Nitrobenzene	390 U	390	70	1	06/16/21 22:59	6/15/21	
Pentachlorophenol (PCP)	2000 U	2000	390	1	06/16/21 22:59	6/15/21	
Phenanthrene	390 U	390	56	1	06/16/21 22:59	6/15/21	
Phenol	390 U	390	79	1	06/16/21 22:59	6/15/21	
Pyrene	390 U	390	66	1	06/16/21 22:59	6/15/21	

Surrogate Name	% Rec	Control Limits	Date Analyzed	Q
2,4,6-Tribromophenol	73	10 - 109	06/16/21 22:59	
2-Fluorobiphenyl	58	10 - 102	06/16/21 22:59	
2-Fluorophenol	50	10 - 88	06/16/21 22:59	
Nitrobenzene-d5	49	10 - 95	06/16/21 22:59	
Phenol-d6	48	10 - 145	06/16/21 22:59	
Terphenyl-d14	84	10 - 106	06/16/21 22:59	

Client:	LU Engineers	**Service Request:**	R2105887
Project:	Orchard Street/4235-01	**Date Collected:**	06/04/21 09:30
Sample Matrix:	Soil	**Date Received:**	06/11/21 17:15
Sample Name:	TP-10+11 (370)	**Units:**	ug/Kg
Lab Code:	R2105887-019	**Basis:**	Dry

Semivolatile Organic Compounds by GC/MS using Microwave Digestion

Analysis Method: 8270D
Prep Method: EPA 3546

Analyte Name	Result		MRL	MDL	Dil.	Date Analyzed	Date Extracted	Q
1,2,4,5-Tetrachlorobenzene	360	U	360	81	1	06/16/21 23:28	6/15/21	
1,4-Dioxane	74	U	74	36	1	06/16/21 23:28	6/15/21	
2,3,4,6-Tetrachlorophenol	360	U	360	130	1	06/16/21 23:28	6/15/21	
2,4,5-Trichlorophenol	360	U	360	90	1	06/16/21 23:28	6/15/21	
2,4,6-Trichlorophenol	360	U	360	81	1	06/16/21 23:28	6/15/21	
2,4-Dichlorophenol	360	U	360	70	1	06/16/21 23:28	6/15/21	
2,4-Dimethylphenol	360	U	360	66	1	06/16/21 23:28	6/15/21	
2,4-Dinitrophenol	1900	U	1900	620	1	06/16/21 23:28	6/15/21	
2,4-Dinitrotoluene	360	U	360	140	1	06/16/21 23:28	6/15/21	
2,6-Dinitrotoluene	360	U	360	80	1	06/16/21 23:28	6/15/21	
2-Chloronaphthalene	360	U	360	73	1	06/16/21 23:28	6/15/21	
2-Chlorophenol	360	U	360	61	1	06/16/21 23:28	6/15/21	
2-Methylnaphthalene	360	U	360	60	1	06/16/21 23:28	6/15/21	
2-Methylphenol	360	U	360	76	1	06/16/21 23:28	6/15/21	
2-Nitroaniline	1900	U	1900	86	1	06/16/21 23:28	6/15/21	
2-Nitrophenol	360	U	360	85	1	06/16/21 23:28	6/15/21	
3,3'-Dichlorobenzidine	360	U	360	41	1	06/16/21 23:28	6/15/21	
3- and 4-Methylphenol Coelution	360	U	360	70	1	06/16/21 23:28	6/15/21	
3-Nitroaniline	1900	U	1900	73	1	06/16/21 23:28	6/15/21	
4,6-Dinitro-2-methylphenol	1900	U	1900	210	1	06/16/21 23:28	6/15/21	
4-Bromophenyl Phenyl Ether	360	U	360	96	1	06/16/21 23:28	6/15/21	
4-Chloro-3-methylphenol	360	U	360	74	1	06/16/21 23:28	6/15/21	
4-Chloroaniline	360	U	360	62	1	06/16/21 23:28	6/15/21	
4-Chlorophenyl Phenyl Ether	360	U	360	78	1	06/16/21 23:28	6/15/21	
4-Nitroaniline	1900	U	1900	37	1	06/16/21 23:28	6/15/21	
4-Nitrophenol	1900	U	1900	73	1	06/16/21 23:28	6/15/21	
Acenaphthene	360	U	360	69	1	06/16/21 23:28	6/15/21	
Acenaphthylene	360	U	360	74	1	06/16/21 23:28	6/15/21	
Acetophenone	360	U	360	110	1	06/16/21 23:28	6/15/21	
Anthracene	360	U	360	61	1	06/16/21 23:28	6/15/21	
Atrazine	360	U	360	51	1	06/16/21 23:28	6/15/21	
Benz(a)anthracene	360	U	360	54	1	06/16/21 23:28	6/15/21	
Benzaldehyde	1900	U	1900	88	1	06/16/21 23:28	6/15/21	
Benzo(a)pyrene	360	U	360	97	1	06/16/21 23:28	6/15/21	
Benzo(b)fluoranthene	360	U	360	61	1	06/16/21 23:28	6/15/21	
Benzo(g,h,i)perylene	360	U	360	84	1	06/16/21 23:28	6/15/21	
Benzo(k)fluoranthene	360	U	360	59	1	06/16/21 23:28	6/15/21	
Biphenyl	360	U	360	110	1	06/16/21 23:28	6/15/21	
2,2'-Oxybis(1-chloropropane)	360	U	360	75	1	06/16/21 23:28	6/15/21	
Bis(2-chloroethoxy)methane	360	U	360	89	1	06/16/21 23:28	6/15/21	
Bis(2-chloroethyl) Ether	360	U	360	72	1	06/16/21 23:28	6/15/21	
Bis(2-ethylhexyl) Phthalate	550	U	550	67	1	06/16/21 23:28	6/15/21	
Butyl Benzyl Phthalate	360	U	360	44	1	06/16/21 23:28	6/15/21	

ALS Group USA, Corp.
dba ALS Environmental

Analytical Report

Client:	LU Engineers	**Service Request:**	R2105887
Project:	Orchard Street/4235-01	**Date Collected:**	06/04/21 09:30
Sample Matrix:	Soil	**Date Received:**	06/11/21 17:15
Sample Name:	TP-10+11 (370)	**Units:**	ug/Kg
Lab Code:	R2105887-019	**Basis:**	Dry

Semivolatile Organic Compounds by GC/MS using Microwave Digestion

Analysis Method: 8270D
Prep Method: EPA 3546

Analyte Name	Result		MRL	MDL	Dil.	Date Analyzed	Date Extracted	Q
Caprolactam	360	U	360	80	1	06/16/21 23:28	6/15/21	
Carbazole	360	U	360	59	1	06/16/21 23:28	6/15/21	
Chrysene	360	U	360	54	1	06/16/21 23:28	6/15/21	
Di-n-butyl Phthalate	360	U	360	59	1	06/16/21 23:28	6/15/21	
Di-n-octyl Phthalate	360	U	360	130	1	06/16/21 23:28	6/15/21	
Dibenz(a,h)anthracene	360	U	360	79	1	06/16/21 23:28	6/15/21	
Dibenzofuran	360	U	360	67	1	06/16/21 23:28	6/15/21	
Diethyl Phthalate	360	U	360	65	1	06/16/21 23:28	6/15/21	
Dimethyl Phthalate	360	U	360	69	1	06/16/21 23:28	6/15/21	
Fluoranthene	360	U	360	92	1	06/16/21 23:28	6/15/21	
Fluorene	360	U	360	68	1	06/16/21 23:28	6/15/21	
Hexachlorobenzene	360	U	360	88	1	06/16/21 23:28	6/15/21	
Hexachlorobutadiene	360	U	360	63	1	06/16/21 23:28	6/15/21	
Hexachlorocyclopentadiene	360	U	360	120	1	06/16/21 23:28	6/15/21	
Hexachloroethane	360	U	360	68	1	06/16/21 23:28	6/15/21	
Indeno(1,2,3-cd)pyrene	360	U	360	120	1	06/16/21 23:28	6/15/21	
Isophorone	360	U	360	76	1	06/16/21 23:28	6/15/21	
N-Nitrosodi-n-propylamine	360	U	360	120	1	06/16/21 23:28	6/15/21	
N-Nitrosodiphenylamine	360	U	360	230	1	06/16/21 23:28	6/15/21	
Naphthalene	360	U	360	68	1	06/16/21 23:28	6/15/21	
Nitrobenzene	360	U	360	65	1	06/16/21 23:28	6/15/21	
Pentachlorophenol (PCP)	1900	U	1900	360	1	06/16/21 23:28	6/15/21	
Phenanthrene	360	U	360	52	1	06/16/21 23:28	6/15/21	
Phenol	360	U	360	73	1	06/16/21 23:28	6/15/21	
Pyrene	360	U	360	61	1	06/16/21 23:28	6/15/21	

Surrogate Name	% Rec	Control Limits	Date Analyzed	Q
2,4,6-Tribromophenol	79	10 - 109	06/16/21 23:28	
2-Fluorobiphenyl	74	10 - 102	06/16/21 23:28	
2-Fluorophenol	66	10 - 88	06/16/21 23:28	
Nitrobenzene-d5	69	10 - 95	06/16/21 23:28	
Phenol-d6	62	10 - 145	06/16/21 23:28	
Terphenyl-d14	95	10 - 106	06/16/21 23:28	

ALS Group USA, Corp.
dba ALS Environmental

Analytical Report

Client:	LU Engineers	**Service Request:**	R2105887
Project:	Orchard Street/4235-01	**Date Collected:**	NA
Sample Matrix:	Soil	**Date Received:**	06/11/21 17:15
Sample Name:	Field Duplicate	**Units:**	ug/Kg
Lab Code:	R2105887-021	**Basis:**	Dry

Semivolatile Organic Compounds by GC/MS using Microwave Digestion

Analysis Method: 8270D
Prep Method: EPA 3546

Analyte Name	Result		MRL	MDL	Dil.	Date Analyzed	Date Extracted	Q
1,2,4,5-Tetrachlorobenzene	400	U	400	88	1	06/17/21 00:53	6/15/21	
1,4-Dioxane	80	U	80	39	1	06/17/21 00:53	6/15/21	
2,3,4,6-Tetrachlorophenol	400	U	400	140	1	06/17/21 00:53	6/15/21	
2,4,5-Trichlorophenol	400	U	400	98	1	06/17/21 00:53	6/15/21	
2,4,6-Trichlorophenol	400	U	400	88	1	06/17/21 00:53	6/15/21	
2,4-Dichlorophenol	400	U	400	76	1	06/17/21 00:53	6/15/21	
2,4-Dimethylphenol	400	U	400	71	1	06/17/21 00:53	6/15/21	
2,4-Dinitrophenol	2000	U	2000	680	1	06/17/21 00:53	6/15/21	
2,4-Dinitrotoluene	400	U	400	160	1	06/17/21 00:53	6/15/21	
2,6-Dinitrotoluene	400	U	400	87	1	06/17/21 00:53	6/15/21	
2-Chloronaphthalene	400	U	400	80	1	06/17/21 00:53	6/15/21	
2-Chlorophenol	400	U	400	66	1	06/17/21 00:53	6/15/21	
2-Methylnaphthalene	400	U	400	66	1	06/17/21 00:53	6/15/21	
2-Methylphenol	400	U	400	82	1	06/17/21 00:53	6/15/21	
2-Nitroaniline	2000	U	2000	94	1	06/17/21 00:53	6/15/21	
2-Nitrophenol	400	U	400	92	1	06/17/21 00:53	6/15/21	
3,3'-Dichlorobenzidine	400	U	400	45	1	06/17/21 00:53	6/15/21	
3- and 4-Methylphenol Coelution	400	U	400	76	1	06/17/21 00:53	6/15/21	
3-Nitroaniline	2000	U	2000	80	1	06/17/21 00:53	6/15/21	
4,6-Dinitro-2-methylphenol	2000	U	2000	230	1	06/17/21 00:53	6/15/21	
4-Bromophenyl Phenyl Ether	400	U	400	110	1	06/17/21 00:53	6/15/21	
4-Chloro-3-methylphenol	400	U	400	80	1	06/17/21 00:53	6/15/21	
4-Chloroaniline	400	U	400	67	1	06/17/21 00:53	6/15/21	
4-Chlorophenyl Phenyl Ether	400	U	400	85	1	06/17/21 00:53	6/15/21	
4-Nitroaniline	2000	U	2000	41	1	06/17/21 00:53	6/15/21	
4-Nitrophenol	2000	U	2000	80	1	06/17/21 00:53	6/15/21	
Acenaphthene	400	U	400	75	1	06/17/21 00:53	6/15/21	
Acenaphthylene	400	U	400	80	1	06/17/21 00:53	6/15/21	
Acetophenone	400	U	400	120	1	06/17/21 00:53	6/15/21	
Anthracene	400	U	400	66	1	06/17/21 00:53	6/15/21	
Atrazine	400	U	400	56	1	06/17/21 00:53	6/15/21	
Benz(a)anthracene	400	U	400	59	1	06/17/21 00:53	6/15/21	
Benzaldehyde	2000	U	2000	96	1	06/17/21 00:53	6/15/21	
Benzo(a)pyrene	400	U	400	110	1	06/17/21 00:53	6/15/21	
Benzo(b)fluoranthene	400	U	400	66	1	06/17/21 00:53	6/15/21	
Benzo(g,h,i)perylene	400	U	400	91	1	06/17/21 00:53	6/15/21	
Benzo(k)fluoranthene	400	U	400	64	1	06/17/21 00:53	6/15/21	
Biphenyl	400	U	400	120	1	06/17/21 00:53	6/15/21	
2,2'-Oxybis(1-chloropropane)	400	U	400	81	1	06/17/21 00:53	6/15/21	
Bis(2-chloroethoxy)methane	400	U	400	97	1	06/17/21 00:53	6/15/21	
Bis(2-chloroethyl) Ether	400	U	400	78	1	06/17/21 00:53	6/15/21	
Bis(2-ethylhexyl) Phthalate	600	U	600	73	1	06/17/21 00:53	6/15/21	
Butyl Benzyl Phthalate	400	U	400	48	1	06/17/21 00:53	6/15/21	

ALS Group USA, Corp.
dba ALS Environmental

Analytical Report

Client:	LU Engineers	**Service Request:**	R2105887
Project:	Orchard Street/4235-01	**Date Collected:**	NA
Sample Matrix:	Soil	**Date Received:**	06/11/21 17:15
Sample Name:	Field Duplicate	**Units:**	ug/Kg
Lab Code:	R2105887-021	**Basis:**	Dry

Semivolatile Organic Compounds by GC/MS using Microwave Digestion

Analysis Method: 8270D
Prep Method: EPA 3546

Analyte Name	Result	MRL	MDL	Dil.	Date Analyzed	Date Extracted	Q
Caprolactam	400 U	400	87	1	06/17/21 00:53	6/15/21	
Carbazole	400 U	400	64	1	06/17/21 00:53	6/15/21	
Chrysene	400 U	400	59	1	06/17/21 00:53	6/15/21	
Di-n-butyl Phthalate	400 U	400	64	1	06/17/21 00:53	6/15/21	
Di-n-octyl Phthalate	400 U	400	140	1	06/17/21 00:53	6/15/21	
Dibenz(a,h)anthracene	400 U	400	86	1	06/17/21 00:53	6/15/21	
Dibenzofuran	400 U	400	72	1	06/17/21 00:53	6/15/21	
Diethyl Phthalate	400 U	400	71	1	06/17/21 00:53	6/15/21	
Dimethyl Phthalate	400 U	400	76	1	06/17/21 00:53	6/15/21	
Fluoranthene	400 U	400	100	1	06/17/21 00:53	6/15/21	
Fluorene	400 U	400	74	1	06/17/21 00:53	6/15/21	
Hexachlorobenzene	400 U	400	95	1	06/17/21 00:53	6/15/21	
Hexachlorobutadiene	400 U	400	68	1	06/17/21 00:53	6/15/21	
Hexachlorocyclopentadiene	400 U	400	130	1	06/17/21 00:53	6/15/21	
Hexachloroethane	400 U	400	74	1	06/17/21 00:53	6/15/21	
Indeno(1,2,3-cd)pyrene	400 U	400	130	1	06/17/21 00:53	6/15/21	
Isophorone	400 U	400	83	1	06/17/21 00:53	6/15/21	
N-Nitrosodi-n-propylamine	400 U	400	130	1	06/17/21 00:53	6/15/21	
N-Nitrosodiphenylamine	400 U	400	250	1	06/17/21 00:53	6/15/21	
Naphthalene	400 U	400	74	1	06/17/21 00:53	6/15/21	
Nitrobenzene	400 U	400	71	1	06/17/21 00:53	6/15/21	
Pentachlorophenol (PCP)	2000 U	2000	400	1	06/17/21 00:53	6/15/21	
Phenanthrene	400 U	400	56	1	06/17/21 00:53	6/15/21	
Phenol	400 U	400	80	1	06/17/21 00:53	6/15/21	
Pyrene	400 U	400	66	1	06/17/21 00:53	6/15/21	

Surrogate Name	% Rec	Control Limits	Date Analyzed	Q
2,4,6-Tribromophenol	81	10 - 109	06/17/21 00:53	
2-Fluorobiphenyl	83	10 - 102	06/17/21 00:53	
2-Fluorophenol	73	10 - 88	06/17/21 00:53	
Nitrobenzene-d5	81	10 - 95	06/17/21 00:53	
Phenol-d6	70	10 - 145	06/17/21 00:53	
Terphenyl-d14	101	10 - 106	06/17/21 00:53	

1st DM 06/17/21
2nd BA 06/17/21

Quantitation Report (QT Reviewed)

Data Path : I:\ACQUDATA\5973A\DATA\061621\
Data File : EE118.D
Acq On : 16 Jun 2021 7:38 pm
Operator : JMisiurewicz
Sample : R2105887-001
Misc : 381371 8270D SOIL
ALS Vial : 13 Sample Multiplier: 1

Quant Time: Jun 17 08:07:18 2021
Quant Method : I:\ACQUDATA\5973A\METHODS\8270041621AS.M
Quant Title : 8270 BNA ANALYSIS
QLast Update : Thu Jun 17 08:06:28 2021
Response via : Initial Calibration

Compound	R.T.	QIon	Response	Conc	Units	Dev(Min)
Internal Standards						
1) d4-1,4-Dichlorobenzene	4.660	152	211335	40.00	ppm	0.00
25) d8-Naphthalene	5.830	136	807789	40.00	ppm	0.00
43) d10-Acenaphthene	7.529	164	429892	40.00	ppm	0.00
70) d10-Phenanthrene	8.998	188	735719	40.00	ppm	0.00
83) d12-Chrysene	12.198	240	668533	40.00	ppm	0.00
92) d12-Perylene	15.072	264	688419	40.00	ppm	0.00
System Monitoring Compounds						
5) SURR1,2-FLUOROPHENOL	3.586	112	455641	66.54	ppm	0.00
Spiked Amount 100.000	Range 10 - 88		Recovery = 66.54%			
9) SURR2,PHENOL-D6	4.355	99	558267	61.29	ppm	0.00
Spiked Amount 100.000	Range 10 - 145		Recovery = 61.29%			
26) SURR4,NITROBENZENE-D5	5.151	82	246361	34.17	ppm	0.00
Spiked Amount 50.000	Range 10 - 95		Recovery = 68.34%			
49) SURR5,2-FLUOROBIPHENYL	6.866	172	514777	35.65	ppm	0.00
Spiked Amount 50.000	Range 10 - 102		Recovery = 71.30%			
68) SURR3,2,4,6-TRIBROMOPH...	8.314	330	152663	78.16	ppm	0.00
Spiked Amount 100.000	Range 10 - 109		Recovery = 78.16%			
86) SURR6,TERPHENYL-D14	10.664	244	817483	49.88	ppm	0.00
Spiked Amount 50.000	Range 10 - 106		Recovery = 99.76%			

Target Compounds Qvalue

(#) = qualifier out of range (m) = manual integration (+) = signals summed

Quantitation Report (QT Reviewed)

Data Path : I:\ACQUDATA\5973A\DATA\061621\
Data File : EE118.D
Acq On : 16 Jun 2021 7:38 pm
Operator : JMisiurewicz
Sample : R2105887-001
Misc : 381371 8270D SOIL
ALS Vial : 13 Sample Multiplier: 1

Quant Time: Jun 17 08:07:18 2021
Quant Method : I:\ACQUDATA\5973A\METHODS\8270041621AS.M
Quant Title : 8270 BNA ANALYSIS
QLast Update : Thu Jun 17 08:06:28 2021
Response via : Initial Calibration

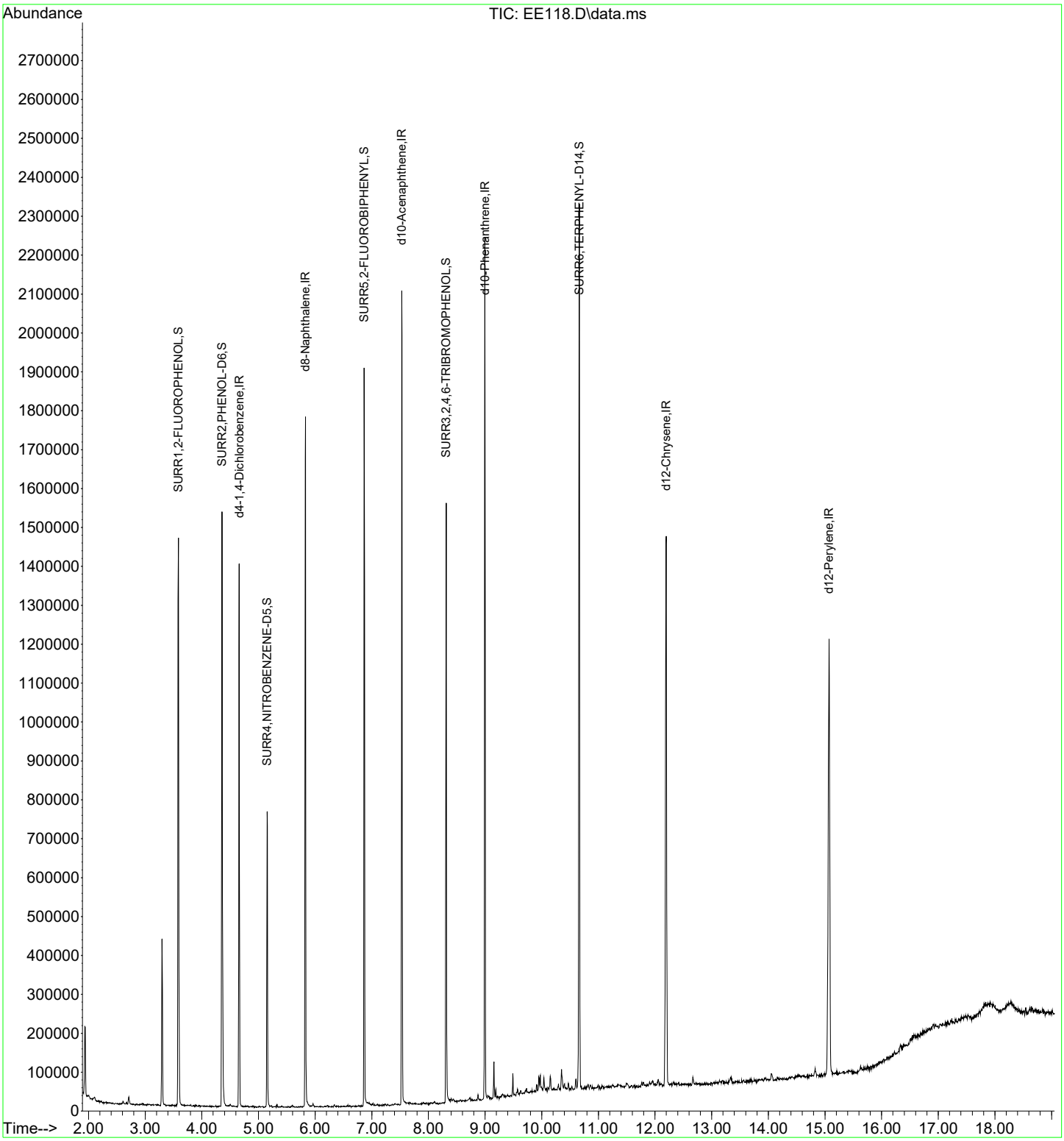

1st DM 06/17/21
2nd BA 06/17/21

Quantitation Report (QT Reviewed)

Data Path : I:\ACQUDATA\5973A\DATA\061621\
Data File : EE119.D
Acq On : 16 Jun 2021 8:07 pm
Operator : JMisiurewicz
Sample : R2105887-005
Misc : 381371 8270D SOIL
ALS Vial : 14 Sample Multiplier: 1

Quant Time: Jun 17 08:07:22 2021
Quant Method : I:\ACQUDATA\5973A\METHODS\8270041621AS.M
Quant Title : 8270 BNA ANALYSIS
QLast Update : Thu Jun 17 08:06:28 2021
Response via : Initial Calibration

Compound	R.T.	QIon	Response	Conc	Units	Dev(Min)
Internal Standards						
1) d4-1,4-Dichlorobenzene	4.657	152	209820	40.00	ppm	0.00
25) d8-Naphthalene	5.827	136	791611	40.00	ppm	0.00
43) d10-Acenaphthene	7.531	164	423661	40.00	ppm	0.00
70) d10-Phenanthrene	8.995	188	721627	40.00	ppm	0.00
83) d12-Chrysene	12.195	240	652837	40.00	ppm	0.00
92) d12-Perylene	15.074	264	665085	40.00	ppm	0.00
System Monitoring Compounds						
5) SURR1,2-FLUOROPHENOL	3.583	112	414196	60.92	ppm	0.00
Spiked Amount 100.000	Range 10 - 88		Recovery = 60.92%			
9) SURR2,PHENOL-D6	4.358	99	513728	56.81	ppm	0.01
Spiked Amount 100.000	Range 10 - 145		Recovery = 56.81%			
26) SURR4,NITROBENZENE-D5	5.154	82	220763	31.24	ppm	0.00
Spiked Amount 50.000	Range 10 - 95		Recovery = 62.48%			
49) SURR5,2-FLUOROBIPHENYL	6.869	172	473196	33.26	ppm	0.00
Spiked Amount 50.000	Range 10 - 102		Recovery = 66.52%			
68) SURR3,2,4,6-TRIBROMOPH...	8.317	330	133643	69.43	ppm	0.00
Spiked Amount 100.000	Range 10 - 109		Recovery = 69.43%			
86) SURR6,TERPHENYL-D14	10.662	244	742077	46.37	ppm	0.00
Spiked Amount 50.000	Range 10 - 106		Recovery = 92.74%			

Target Compounds Qvalue

(#) = qualifier out of range (m) = manual integration (+) = signals summed

Quantitation Report (QT Reviewed)

Data Path : I:\ACQUDATA\5973A\DATA\061621\
Data File : EE119.D
Acq On : 16 Jun 2021 8:07 pm
Operator : JMisiurewicz
Sample : R2105887-005
Misc : 381371 8270D SOIL
ALS Vial : 14 Sample Multiplier: 1

Quant Time: Jun 17 08:07:22 2021
Quant Method : I:\ACQUDATA\5973A\METHODS\8270041621AS.M
Quant Title : 8270 BNA ANALYSIS
QLast Update : Thu Jun 17 08:06:28 2021
Response via : Initial Calibration

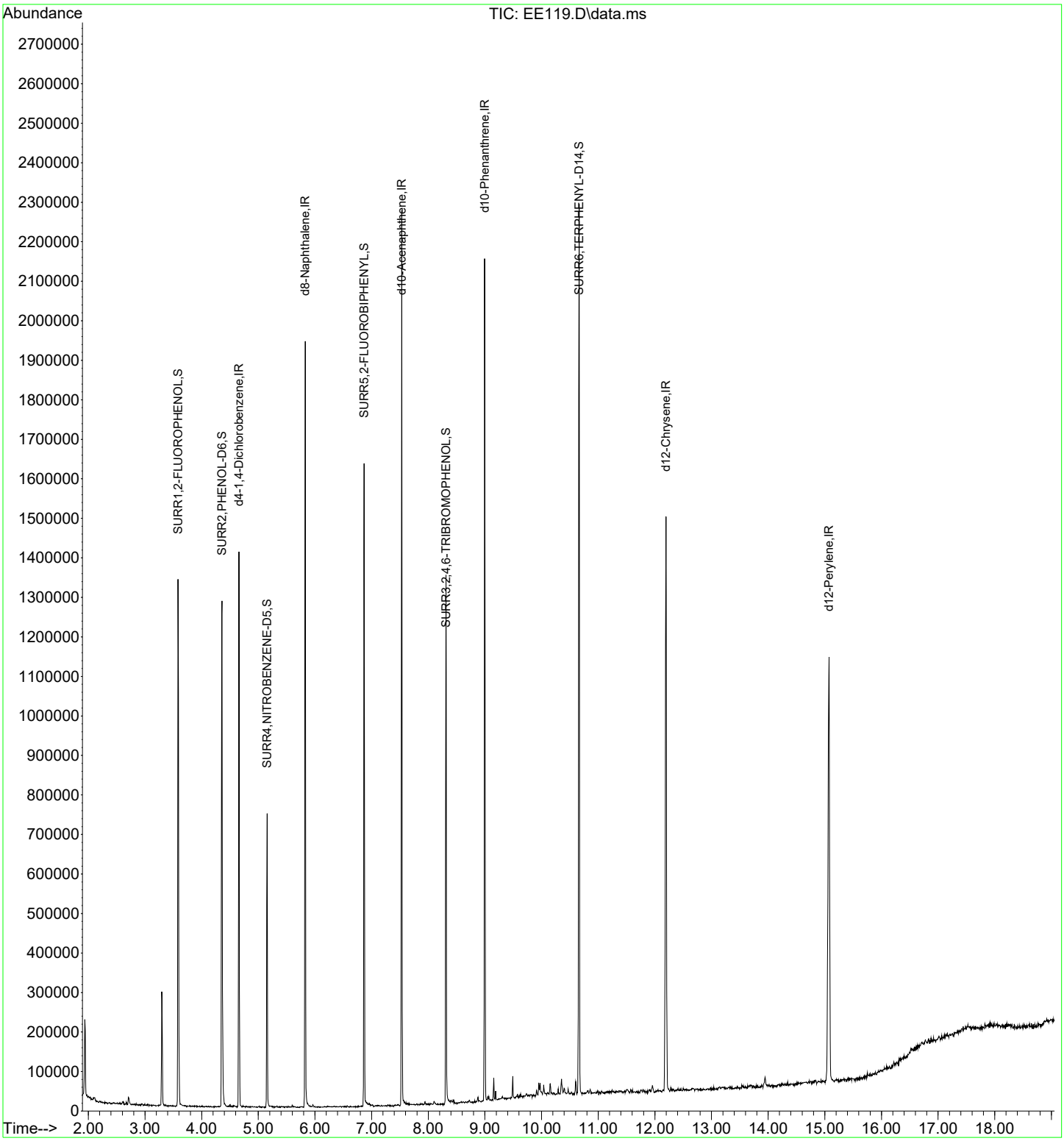

1st DM 06/21/21
2nd BA 06/21/21

Quantitation Report (Qedit)

Data Path : I:\ACQUDATA\5973A\DATA\061721\
Data File : EE142.D
Acq On : 17 Jun 2021 4:10 pm
Operator : JMisiurewicz
Sample : R2105887-007|2.0
Misc : 381371 8270D SOIL
ALS Vial : 12 Sample Multiplier: 1

Quant Time: Jun 21 08:18:46 2021
Quant Method : I:\ACQUDATA\5973A\METHODS\8270041621A.M
Quant Title : 8270 BNA ANALYSIS
QLast Update : Mon Jun 21 08:17:32 2021
Response via : Initial Calibration

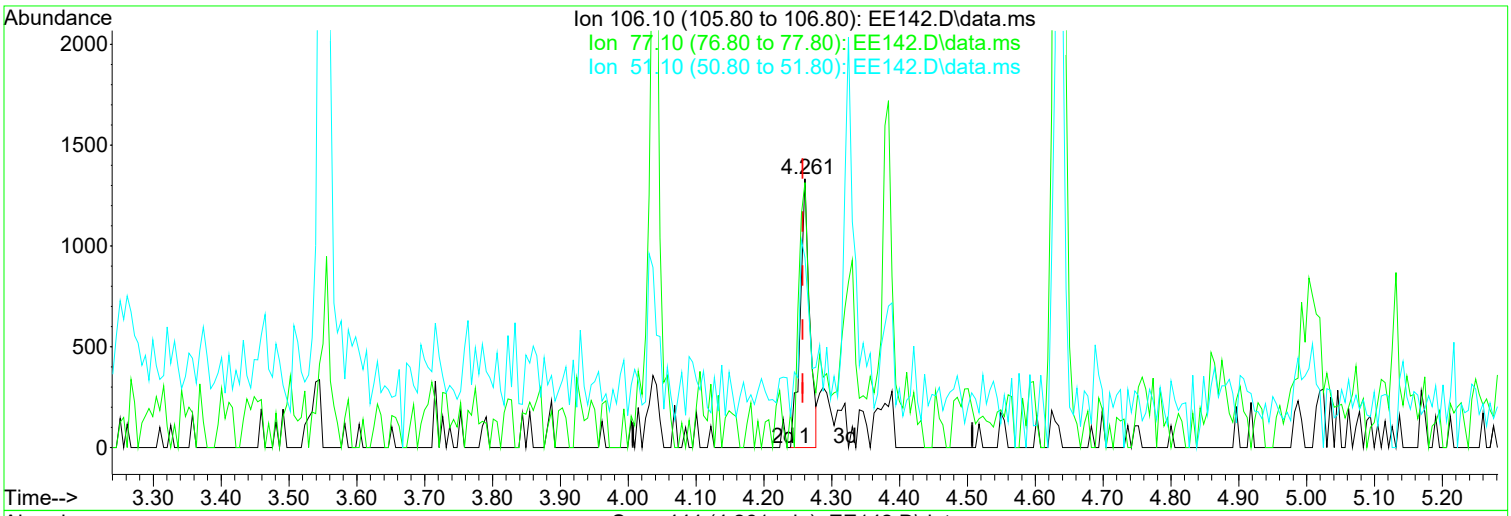

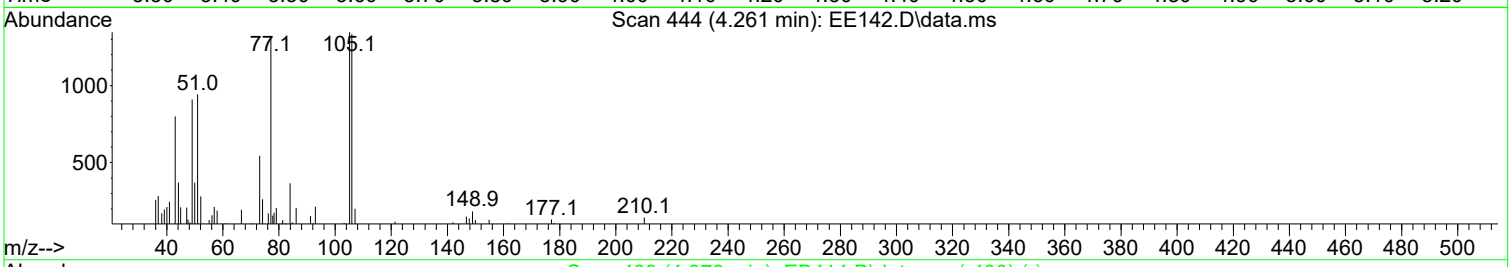

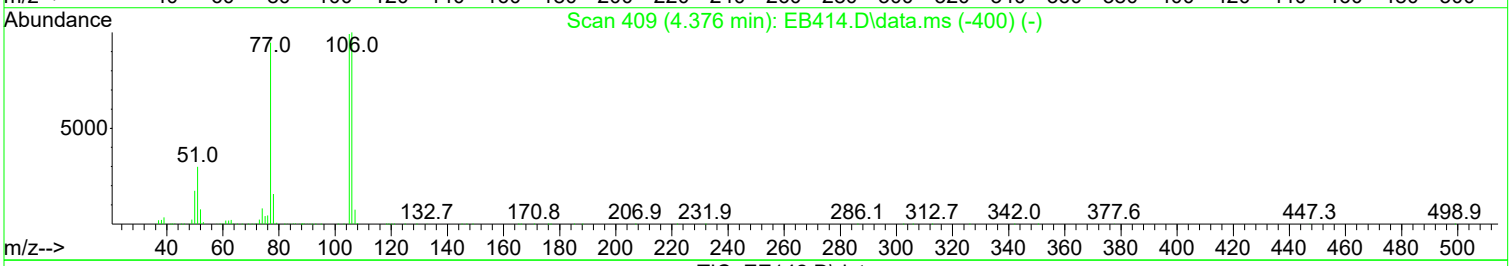

TIC: EE142.D\data.ms

(11) Benzaldehyde (TM)

4.261min (+ 0.003) 0.26 ppm m

response 1297

Ion	Exp%	Act%
106.10	100.00	100.00
77.10	102.30	98.50
51.10	45.50	70.69#
0.00	0.00	0.00

Manual Integration:

After

Poor integration.

06/21/21

1st DM 06/21/21
2nd BA 06/21/21

Quantitation Report (Qedit)

Data Path : I:\ACQUDATA\5973A\DATA\061721\
Data File : EE142.D
Acq On : 17 Jun 2021 4:10 pm
Operator : JMisiurewicz
Sample : R2105887-007|2.0
Misc : 381371 8270D SOIL
ALS Vial : 12 Sample Multiplier: 1

Quant Time: Jun 21 08:18:46 2021
Quant Method : I:\ACQUDATA\5973A\METHODS\8270041621A.M
Quant Title : 8270 BNA ANALYSIS
QLast Update : Mon Jun 21 08:17:32 2021
Response via : Initial Calibration

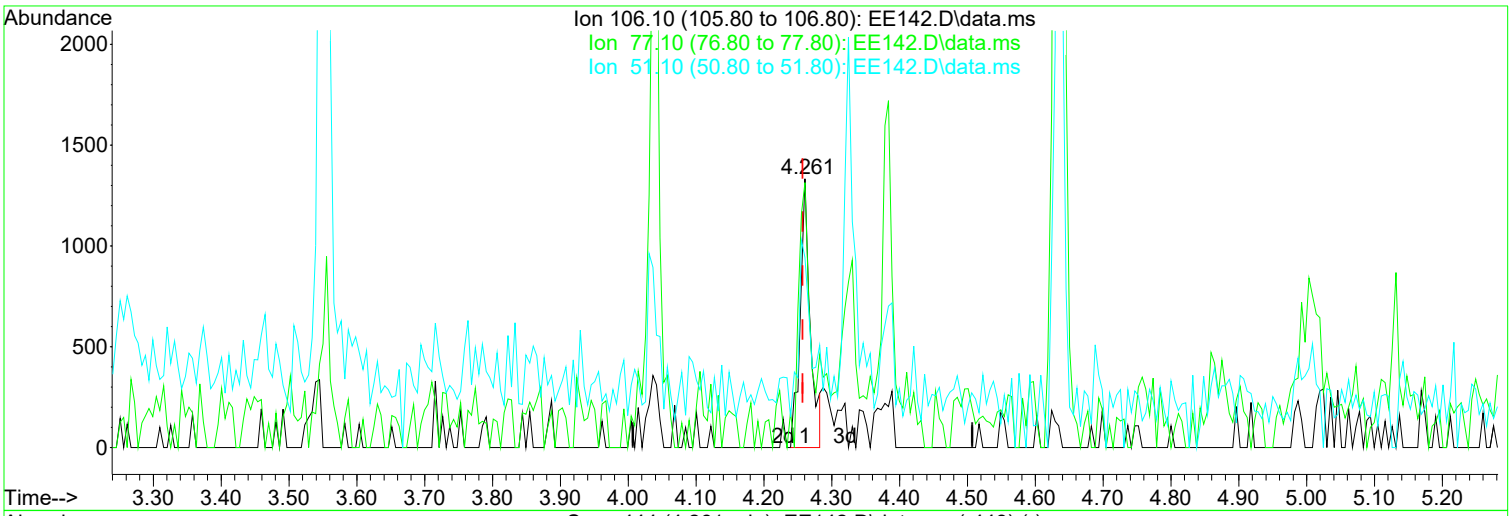

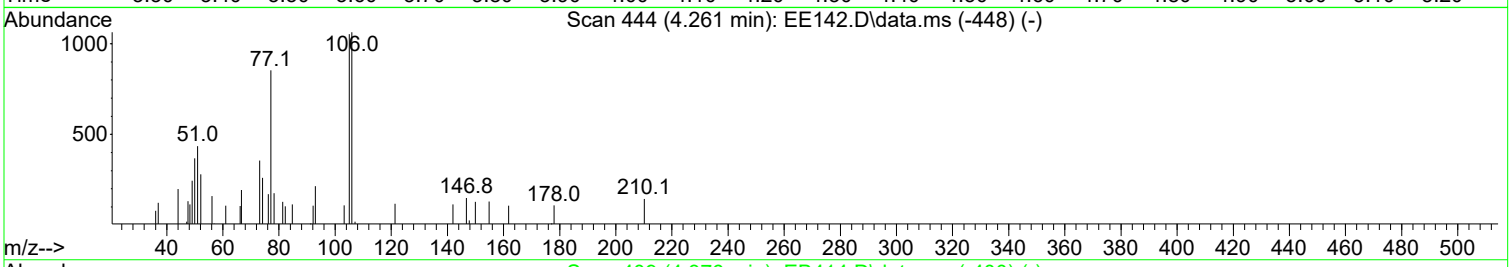

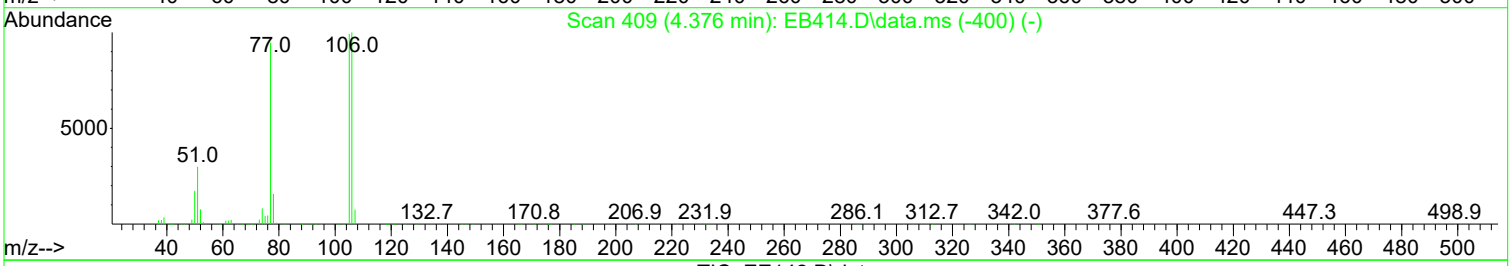

TIC: EE142.D\data.ms

(11) Benzaldehyde (TM)

4.261min (+ 0.003) 0.28 ppm

response 1384

Ion	Exp%	Act%
106.10	100.00	100.00
77.10	102.30	84.78
51.10	45.50	59.37#
0.00	0.00	0.00

Manual Integration:

Before

06/21/21

1st DM 06/21/21
2nd BA 06/21/21

Quantitation Report (QT Reviewed)

Data Path : I:\ACQUDATA\5973A\DATA\061721\
Data File : EE142.D
Acq On : 17 Jun 2021 4:10 pm
Operator : JMisiurewicz
Sample : R2105887-007|2.0
Misc : 381371 8270D SOIL
ALS Vial : 12 Sample Multiplier: 1

Quant Time: Jun 21 08:18:46 2021
Quant Method : I:\ACQUDATA\5973A\METHODS\8270041621A.M
Quant Title : 8270 BNA ANALYSIS
QLast Update : Mon Jun 21 08:17:32 2021
Response via : Initial Calibration

Compound	R.T.	QIon	Response	Conc Units	Dev(Min)
Internal Standards					
1) d4-1,4-Dichlorobenzene	4.635	152	204864	40.00 ppm	0.00
34) d8-Naphthalene	5.805	136	796621	40.00 ppm	0.00
58) d10-Acenaphthene	7.509	164	413925	40.00 ppm	0.00
92) d10-Phenanthrene	8.978	188	714386	40.00 ppm	0.00
118) d12-Chrysene	12.172	240	593593	40.00 ppm	0.00
136) d12-Perylene	15.041	264	638281	40.00 ppm	0.00
System Monitoring Compounds					
8) SURR1,2-FLUOROPHENOL	3.550	112	222815	33.56 ppm	0.00
Spiked Amount 100.000	Range 10 - 88		Recovery = 33.56%		
13) SURR2,PHENOL-D6	4.325	99	304417	34.48 ppm	0.00
Spiked Amount 100.000	Range 10 - 145		Recovery = 34.48%		
35) SURR4,NITROBENZENE-D5	5.131	82	119452	16.80 ppm	0.00
Spiked Amount 50.000	Range 10 - 95		Recovery = 33.60%		
64) SURR5,2-FLUOROBIPHENYL	6.846	172	276511	19.89 ppm	0.00
Spiked Amount 50.000	Range 10 - 102		Recovery = 39.78%		
89) SURR3,2,4,6-TRIBROMOPH...	8.294	330	90428	48.08 ppm	0.00
Spiked Amount 100.000	Range 10 - 109		Recovery = 48.08%		
125) SURR6,TERPHENYL-D14	10.634	244	373919	25.70 ppm	0.00
Spiked Amount 50.000	Range 10 - 106		Recovery = 51.40%		
Target Compounds					Qvalue
11) Benzaldehyde	4.261	106	1297m	0.258 ppm	
25) 3+4-Methylphenol	5.003	108	2843	0.397 ppm	88
46) Naphthalene	5.826	128	38368	1.835 ppm	99
56) 2-Methylnaphthalene	6.488	142	10774	0.769 ppm	94
57) 1-Methylnaphthalene	6.584	142	11709	0.865 ppm	83
66) 1,1'-Biphenyl	6.942	154	5677	0.363 ppm	92
71) Acenaphthylene	7.370	152	162054	8.860 ppm	100
74) Acenaphthene	7.541	153	18790	1.453 ppm	91
77) Dibenzofuran	7.712	168	53472	3.173 ppm	99
84) Fluorene	8.048	166	42245	3.092 ppm	96
112) Phenanthrene	9.004	178	1294557	66.283 ppm	99
113) Anthracene	9.047	178	191507	10.285 ppm	96
114) Carbazole	9.213	167	195584	10.334 ppm	99
117) Fluoranthene	10.201	202	2071285	99.795 ppm	97
124) Pyrene	10.458	202	1784792	93.051 ppm	98
133) Benzo(a)anthracene	12.156	228	814040	43.337 ppm	98
134) Chrysene	12.215	228	931734	51.613 ppm	98
139) Benzo(b)Fluoranthene	14.234	252	1235747	64.990 ppm	97
140) Benzo(k)fluoranthene	14.283	252	392865	22.000 ppm	95
141) Benzo(a)pyrene	14.918	252	795136	55.549 ppm	96
143) Indeno(1,2,3-cd)Pyrene	17.034	276	687174	46.151 ppm	95
144) Dibenz(a,h)anthracene	17.066	278	146493	9.173 ppm	91
145) Benzo(g,h,i)perylene	17.472	276	670544	48.296 ppm	96

(#) = qualifier out of range (m) = manual integration (+) = signals summed

Quantitation Report (QT Reviewed)

Data Path : I:\ACQUDATA\5973A\DATA\061721\
Data File : EE142.D
Acq On : 17 Jun 2021 4:10 pm
Operator : JMisiurewicz
Sample : R2105887-007|2.0
Misc : 381371 8270D SOIL
ALS Vial : 12 Sample Multiplier: 1

Quant Time: Jun 21 08:18:46 2021
Quant Method : I:\ACQUDATA\5973A\METHODS\8270041621A.M
Quant Title : 8270 BNA ANALYSIS
QLast Update : Mon Jun 21 08:17:32 2021
Response via : Initial Calibration

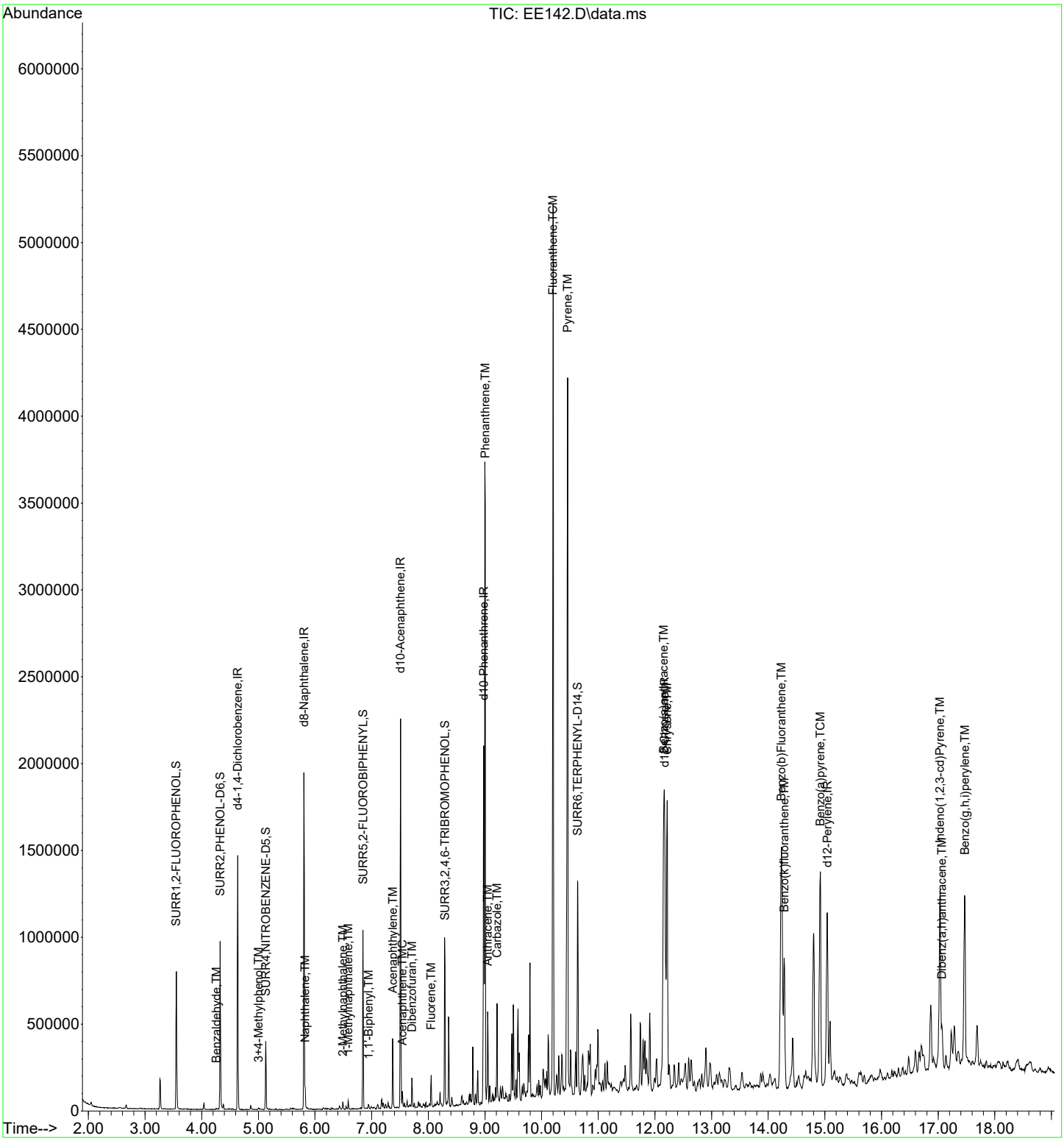

1st DM 06/21/21
2nd BA 06/21/21

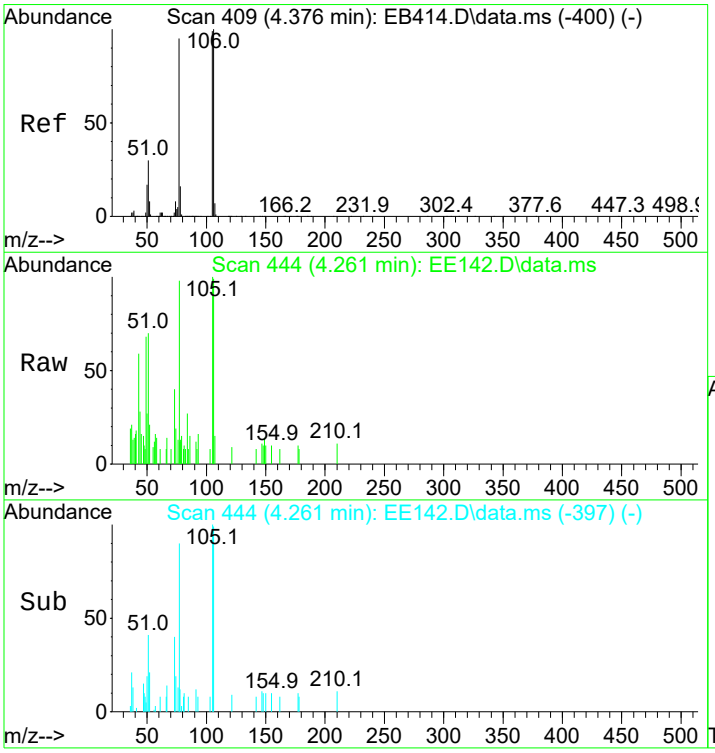

#11
Benzaldehyde
Concen: 0.26 ppm m
RT: 4.261 min Scan# 444
Delta R.T. 0.003 min
Lab File: EE142.D
Acq: 17 Jun 2021 4:10 pm

Tgt Ion:106 Resp: 1297

Ion	Ratio	Lower	Upper
106	100		
77	98.5	71.6	133.0
51	70.7	31.9	59.2#

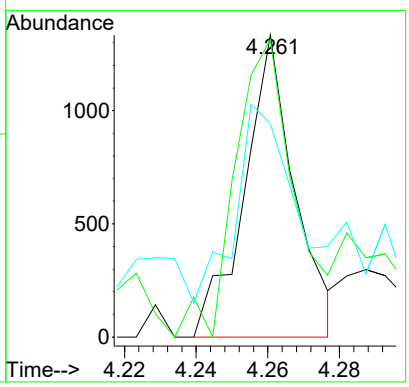

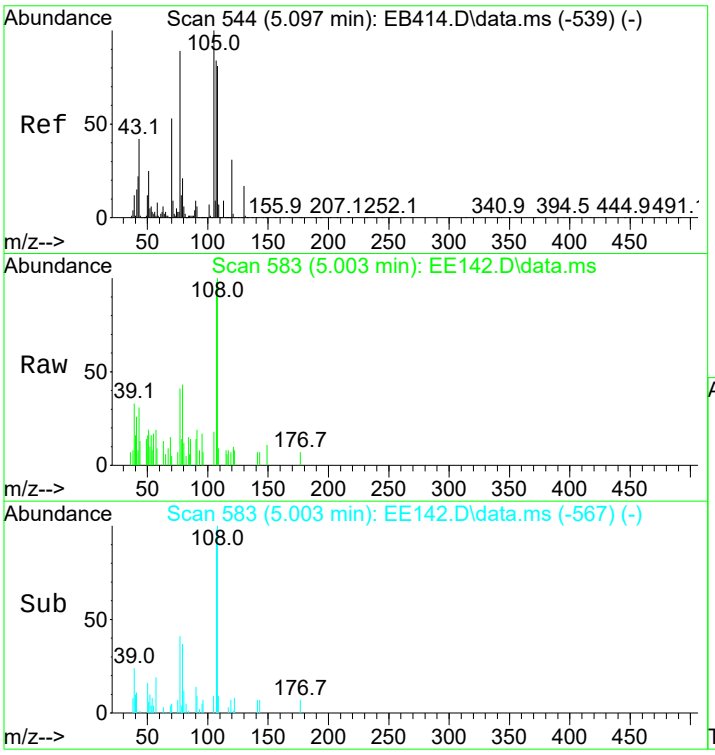

#25
3+4-Methylphenol
Concen: 0.40 ppm
RT: 5.003 min Scan# 583
Delta R.T. -0.013 min
Lab File: EE142.D
Acq: 17 Jun 2021 4:10 pm

Tgt Ion:108 Resp: 2843

Ion	Ratio	Lower	Upper
108	100		
107	91.3	83.6	123.6

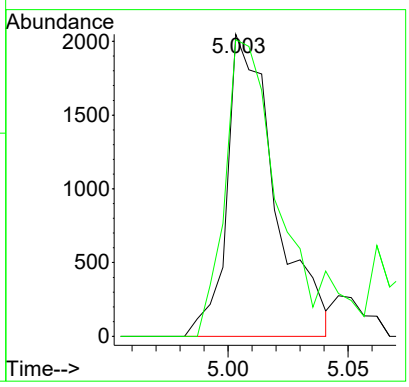

1st DM 06/21/21
2nd BA 06/21/21

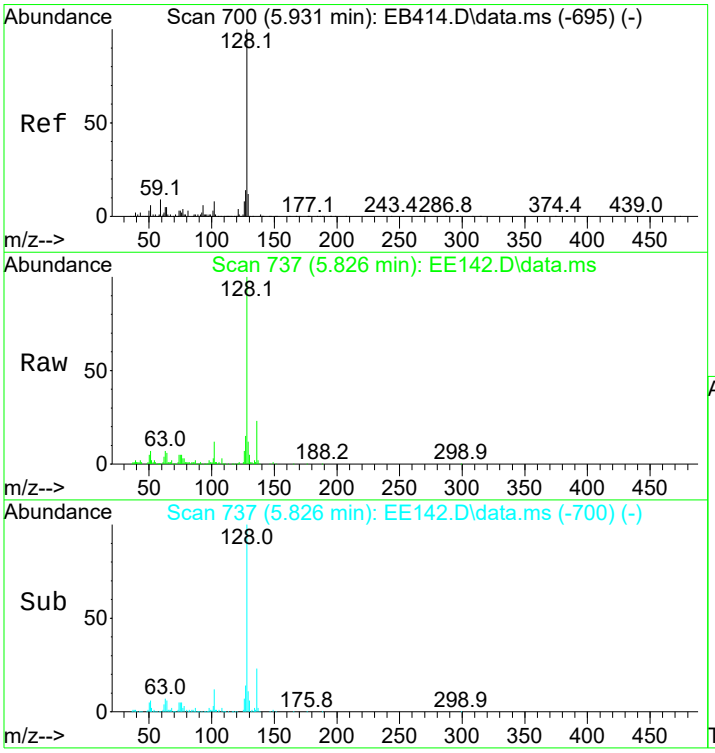

#46
Naphthalene
Concen: 1.84 ppm
RT: 5.826 min Scan# 737
Delta R.T. -0.002 min
Lab File: EE142.D
Acq: 17 Jun 2021 4:10 pm

Tgt Ion:128 Resp: 38368

Ion	Ratio	Lower	Upper
128	100		
129	11.1	0.0	31.5
127	14.6	0.0	33.9

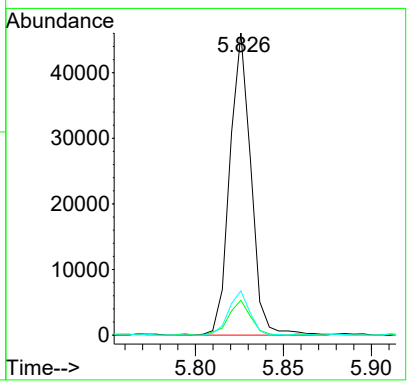

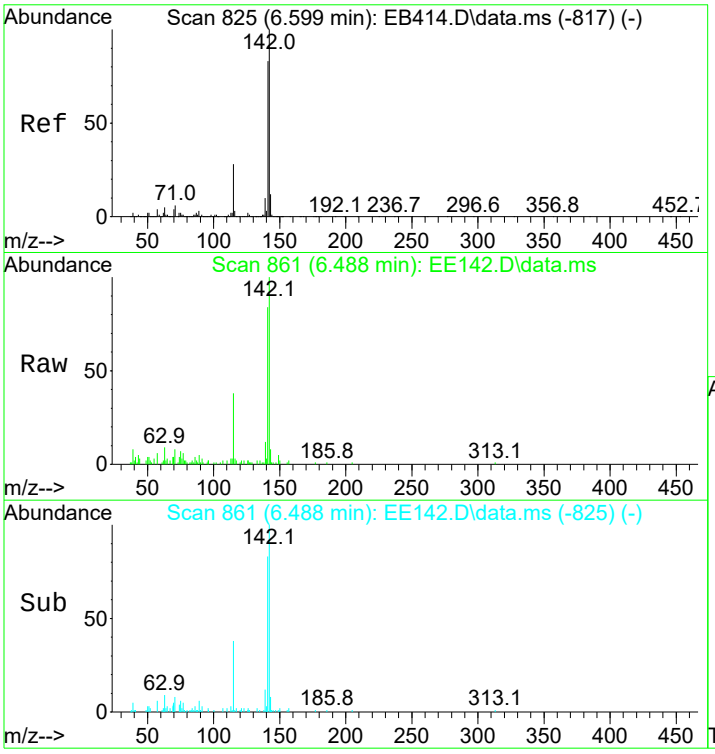

#56
2-Methylnaphthalene
Concen: 0.77 ppm
RT: 6.488 min Scan# 861
Delta R.T. -0.008 min
Lab File: EE142.D
Acq: 17 Jun 2021 4:10 pm

Tgt Ion:142 Resp: 10774

Ion	Ratio	Lower	Upper
142	100		
141	84.2	69.6	109.6
115	37.1	13.3	53.3

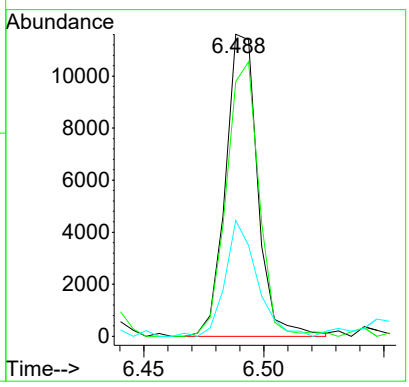

1st DM 06/21/21
2nd BA 06/21/21

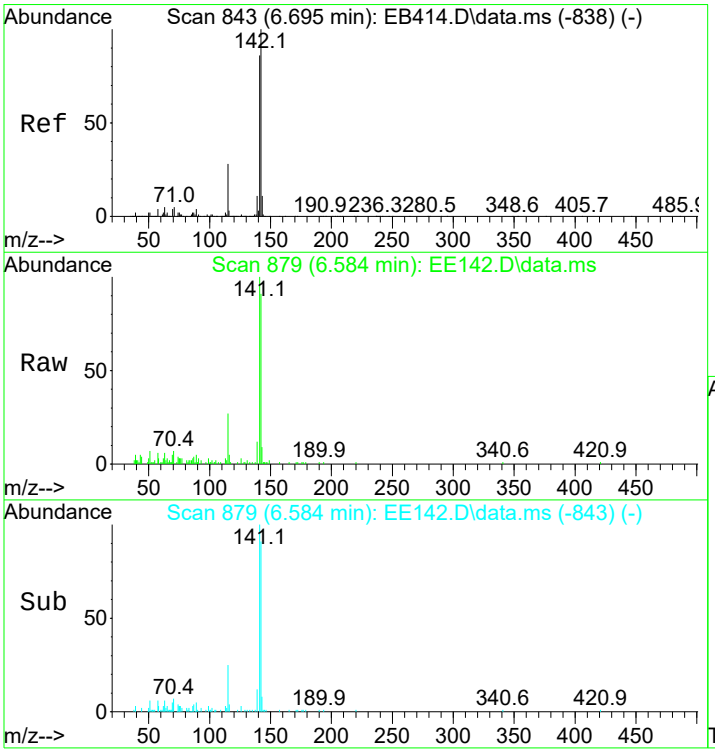

#57
1-Methylnaphthalene
Concen: 0.87 ppm
RT: 6.584 min Scan# 879
Delta R.T. -0.008 min
Lab File: EE142.D
Acq: 17 Jun 2021 4:10 pm

Tgt Ion:142 Resp: 11709

Ion	Ratio	Lower	Upper
142	100		
141	109.8	61.9	121.9
115	27.7	4.2	64.2

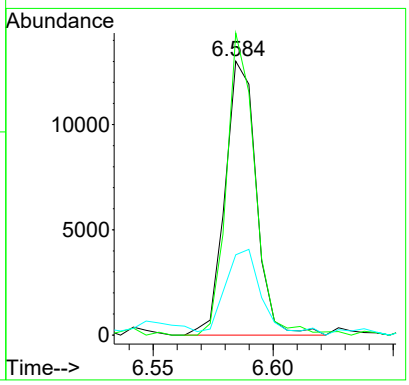

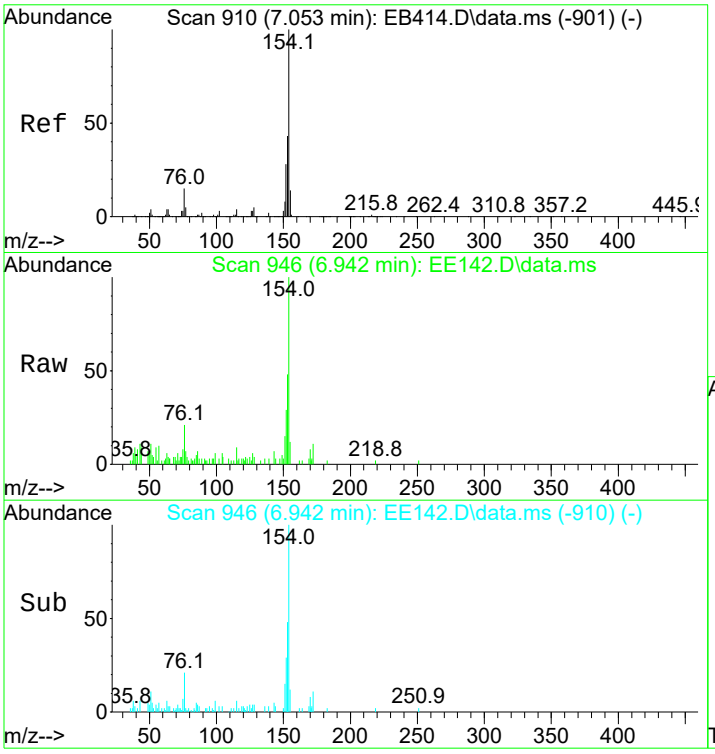

#66
1,1'-Biphenyl
Concen: 0.36 ppm
RT: 6.942 min Scan# 946
Delta R.T. -0.008 min
Lab File: EE142.D
Acq: 17 Jun 2021 4:10 pm

Tgt Ion:154 Resp: 5677

Ion	Ratio	Lower	Upper
154	100		
153	47.8	30.1	55.9
76	18.6	10.6	19.6

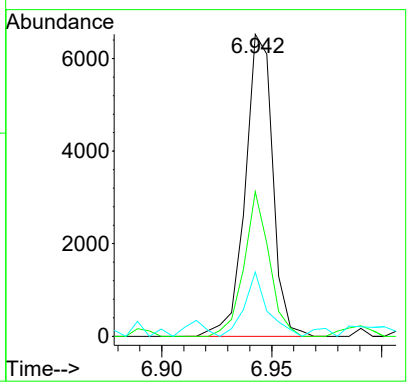

1st DM 06/21/21
2nd BA 06/21/21

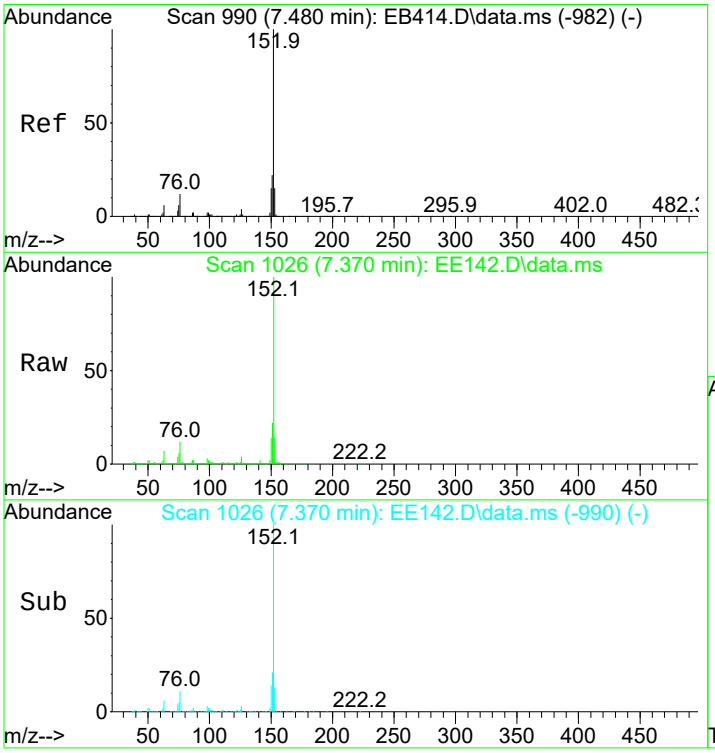

#71
Acenaphthylene
Concen: 8.86 ppm
RT: 7.370 min Scan# 1026
Delta R.T. -0.008 min
Lab File: EE142.D
Acq: 17 Jun 2021 4:10 pm

Tgt Ion:152 Resp: 162054

Ion	Ratio	Lower	Upper
152	100		
151	21.4	1.5	41.5
153	13.9	0.0	33.8

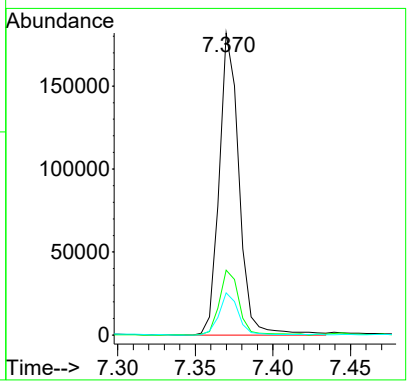

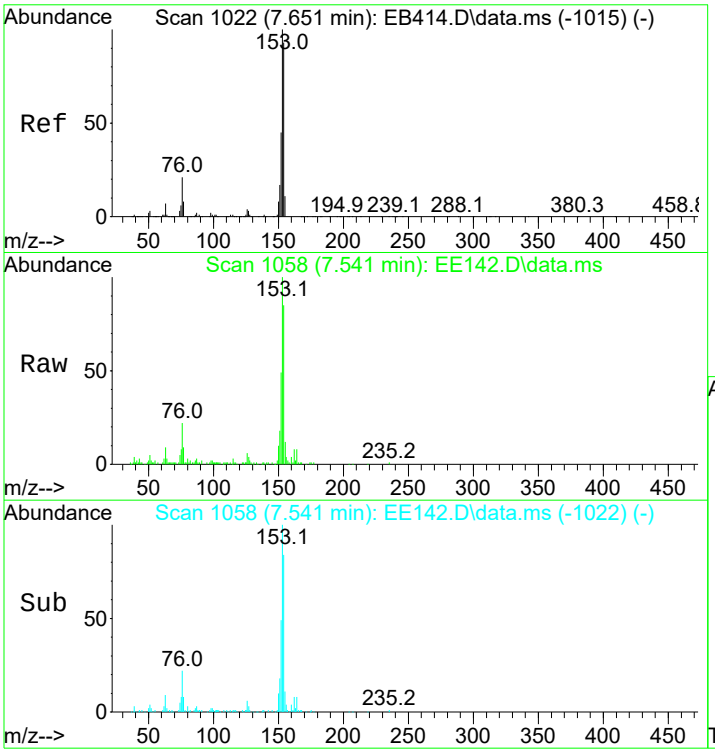

#74
Acenaphthene
Concen: 1.45 ppm
RT: 7.541 min Scan# 1058
Delta R.T. -0.008 min
Lab File: EE142.D
Acq: 17 Jun 2021 4:10 pm

Tgt Ion:153 Resp: 18790

Ion	Ratio	Lower	Upper
153	100		
152	47.0	29.7	69.7
154	82.5	73.8	113.8

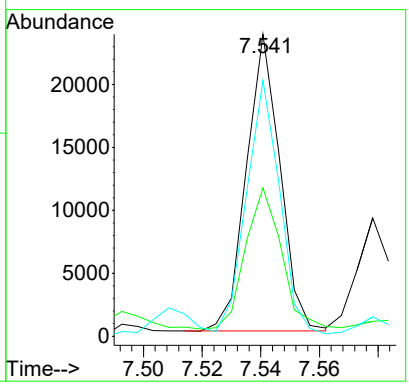

1st DM 06/21/21
2nd BA 06/21/21

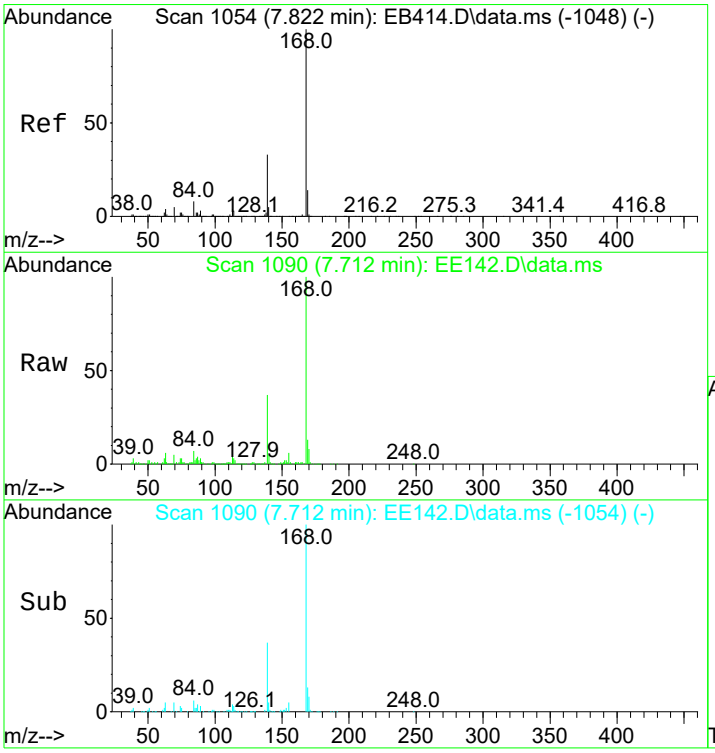

#77
Dibenzofuran
Concen: 3.17 ppm
RT: 7.712 min Scan# 1090
Delta R.T. -0.008 min
Lab File: EE142.D
Acq: 17 Jun 2021 4:10 pm

Tgt Ion:168 Resp: 53472

Ion	Ratio	Lower	Upper
168	100		
139	37.0	16.2	56.2

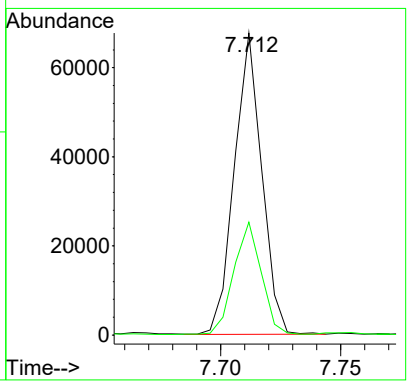

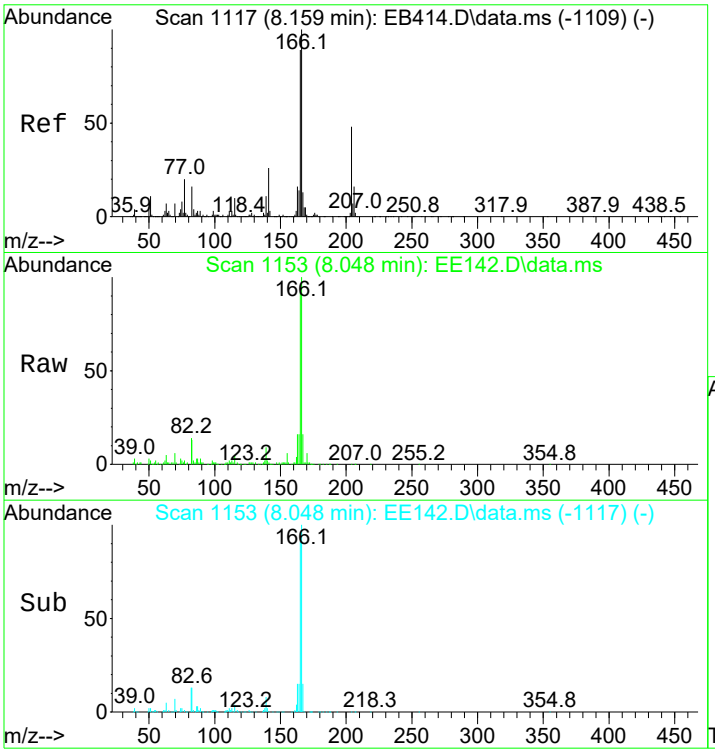

#84
Fluorene
Concen: 3.09 ppm
RT: 8.048 min Scan# 1153
Delta R.T. -0.008 min
Lab File: EE142.D
Acq: 17 Jun 2021 4:10 pm

Tgt Ion:166 Resp: 42245

Ion	Ratio	Lower	Upper
166	100		
165	91.5	65.9	125.9
167	15.0	0.0	44.0

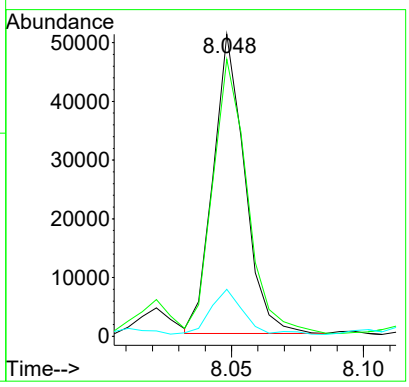

1st DM 06/21/21
2nd BA 06/21/21

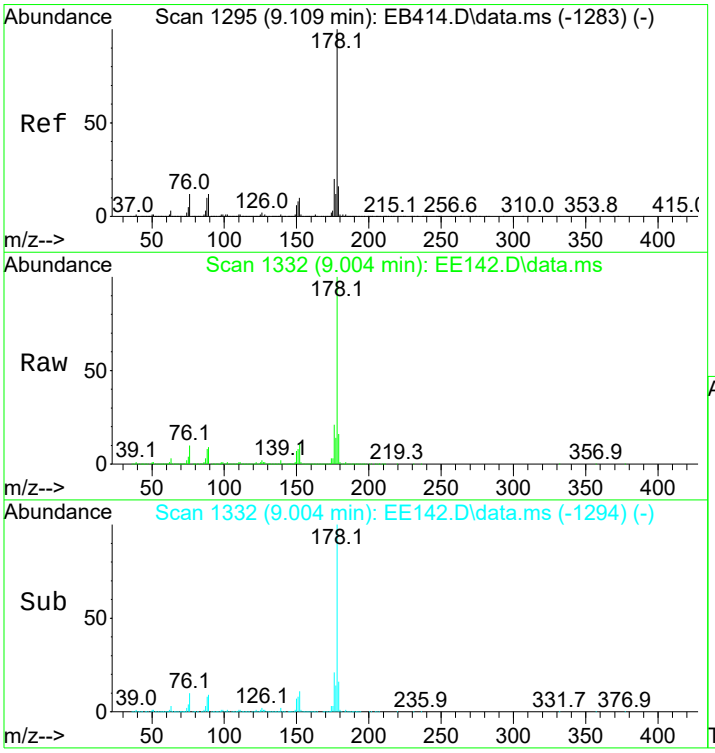

#112
Phenanthrene
Concen: 66.28 ppm
RT: 9.004 min Scan# 1332
Delta R.T. 0.003 min
Lab File: EE142.D
Acq: 17 Jun 2021 4:10 pm

Tgt Ion:178 Resp: 1294557

Ion	Ratio	Lower	Upper
178	100		
179	16.1	0.0	35.5
176	21.1	0.7	40.7

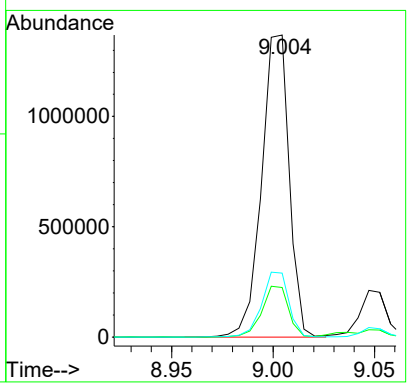

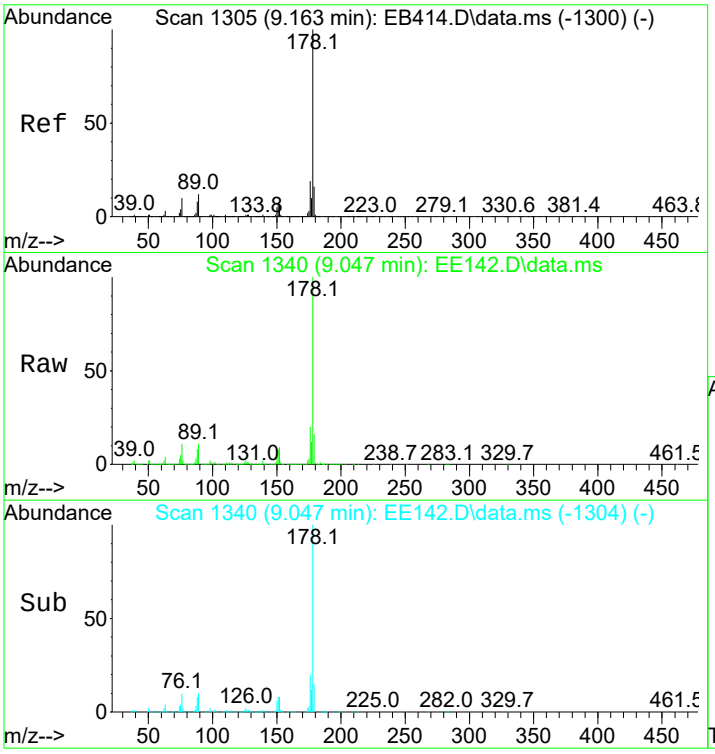

#113
Anthracene
Concen: 10.29 ppm
RT: 9.047 min Scan# 1340
Delta R.T. -0.008 min
Lab File: EE142.D
Acq: 17 Jun 2021 4:10 pm

Tgt Ion:178 Resp: 191507

Ion	Ratio	Lower	Upper
178	100		
179	12.5	0.0	36.2
176	20.3	0.1	40.1

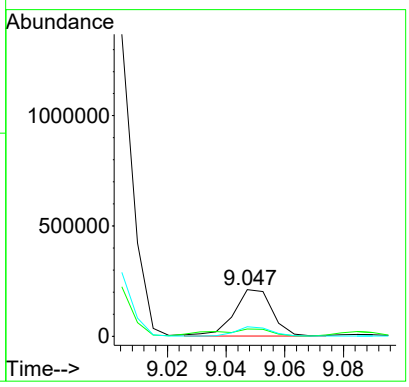

1st DM 06/21/21
2nd BA 06/21/21

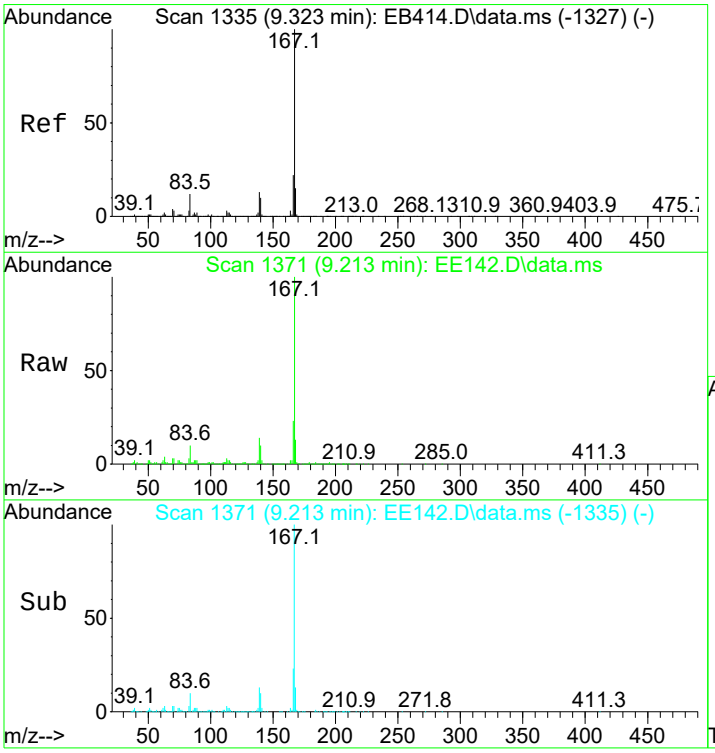

#114
Carbazole
Concen: 10.33 ppm
RT: 9.213 min Scan# 1371
Delta R.T. -0.008 min
Lab File: EE142.D
Acq: 17 Jun 2021 4:10 pm

Tgt Ion:167 Resp: 195584

Ion	Ratio	Lower	Upper
167	100		
166	23.1	3.3	43.3
139	13.5	0.0	33.3

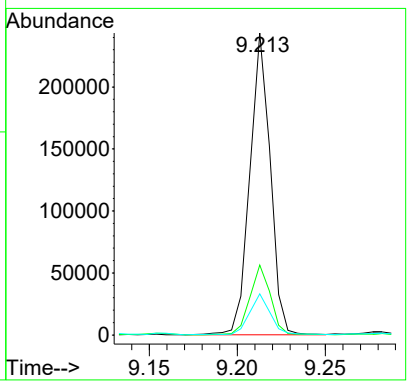

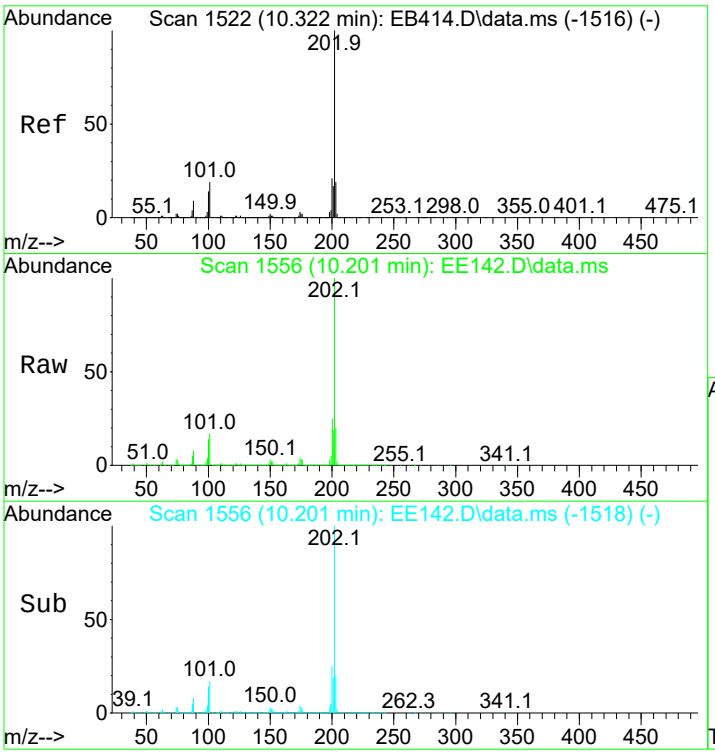

#117
Fluoranthene
Concen: 99.80 ppm
RT: 10.201 min Scan# 1556
Delta R.T. 0.003 min
Lab File: EE142.D
Acq: 17 Jun 2021 4:10 pm

Tgt Ion:202 Resp: 2071285

Ion	Ratio	Lower	Upper
202	100		
101	17.3	0.0	37.0
203	20.4	0.0	38.4

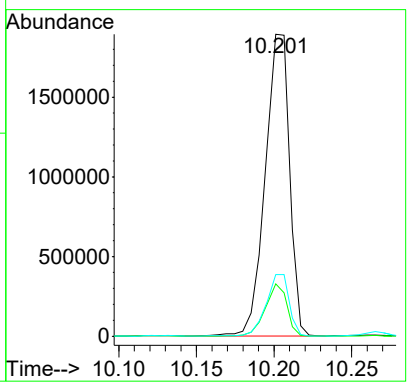

1st DM 06/21/21
2nd BA 06/21/21

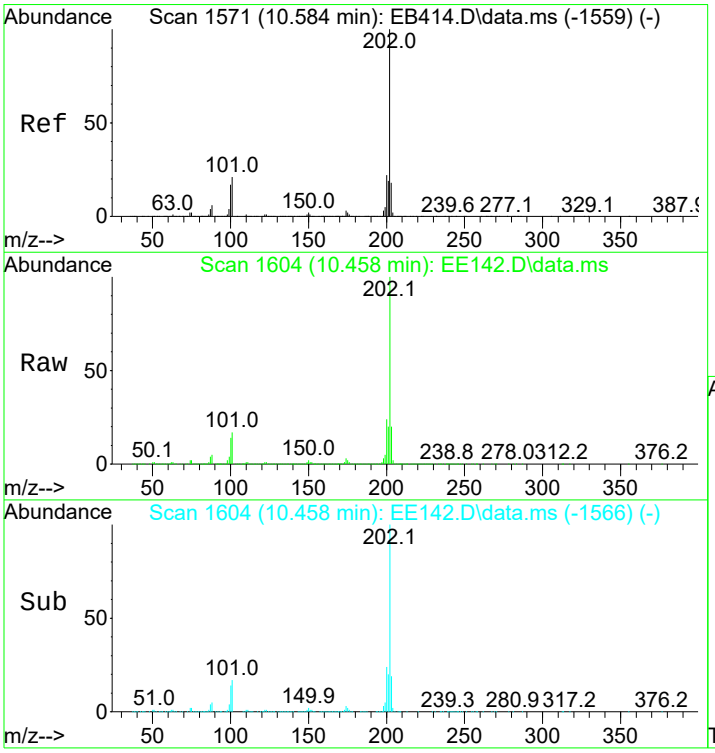

#124
Pyrene
Concen: 93.05 ppm
RT: 10.458 min Scan# 1604
Delta R.T. 0.003 min
Lab File: EE142.D
Acq: 17 Jun 2021 4:10 pm

Tgt Ion:202 Resp: 1784792

Ion	Ratio	Lower	Upper
202	100		
200	23.8	2.7	42.7
203	19.4	0.0	38.2

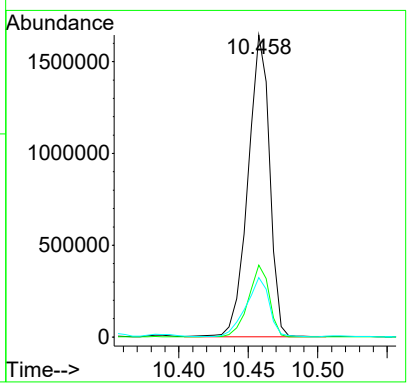

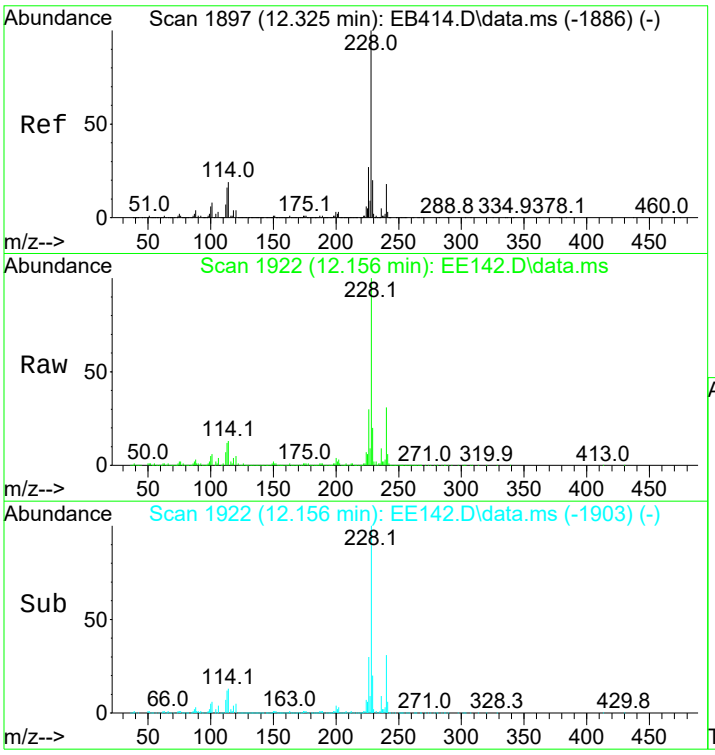

#133
Benzo(a)anthracene
Concen: 43.34 ppm
RT: 12.156 min Scan# 1922
Delta R.T. 0.003 min
Lab File: EE142.D
Acq: 17 Jun 2021 4:10 pm

Tgt Ion:228 Resp: 814040

Ion	Ratio	Lower	Upper
228	100		
229	19.8	0.2	40.2
226	30.0	8.6	48.6

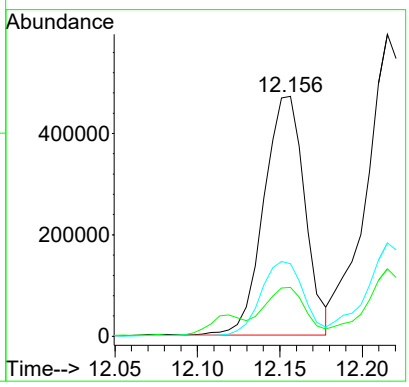

1st DM 06/21/21
2nd BA 06/21/21

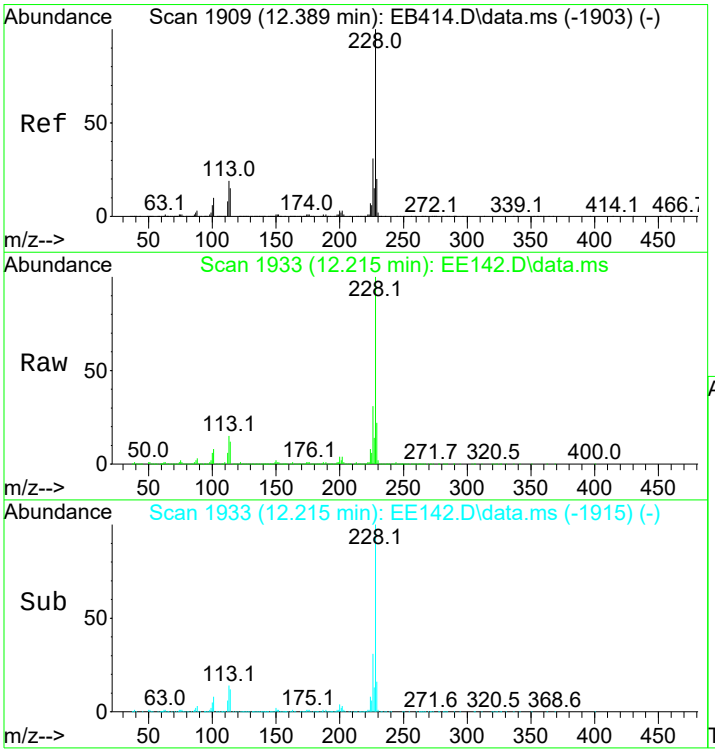

#134
Chrysene
Concen: 51.61 ppm
RT: 12.215 min Scan# 1933
Delta R.T. -0.002 min
Lab File: EE142.D
Acq: 17 Jun 2021 4:10 pm

Tgt Ion:228 Resp: 931734

Ion	Ratio	Lower	Upper
228	100		
226	30.8	11.0	51.0
229	22.1	0.2	40.2

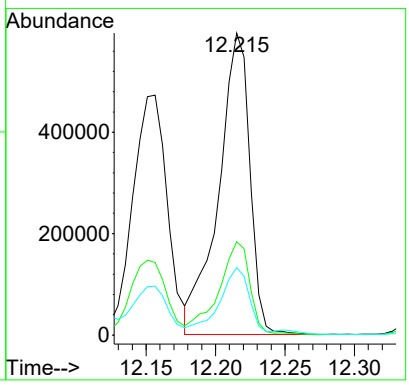

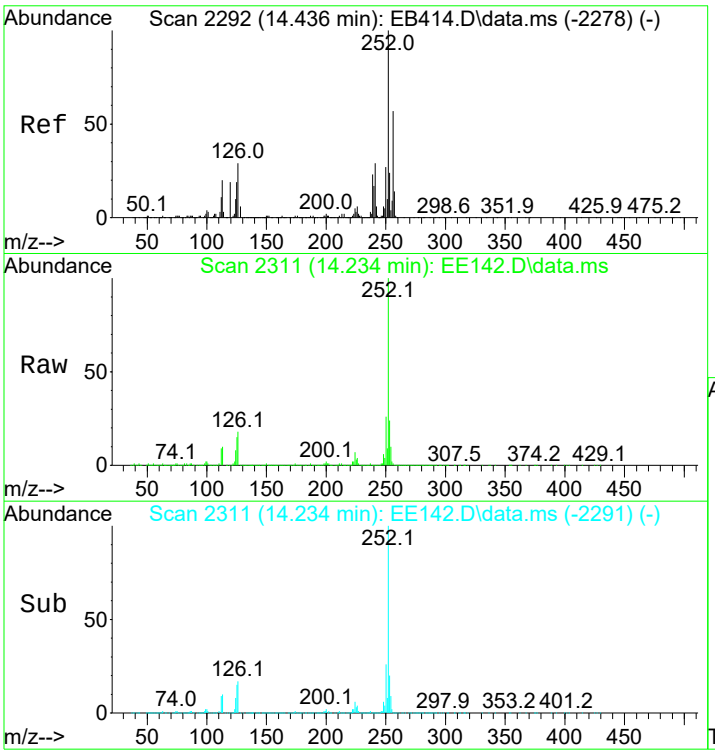

#139
Benzo(b)Fluoranthene
Concen: 64.99 ppm
RT: 14.234 min Scan# 2311
Delta R.T. 0.008 min
Lab File: EE142.D
Acq: 17 Jun 2021 4:10 pm

Tgt Ion:252 Resp: 1235747

Ion	Ratio	Lower	Upper
252	100		
253	23.8	4.1	44.1
125	14.8	0.0	37.7

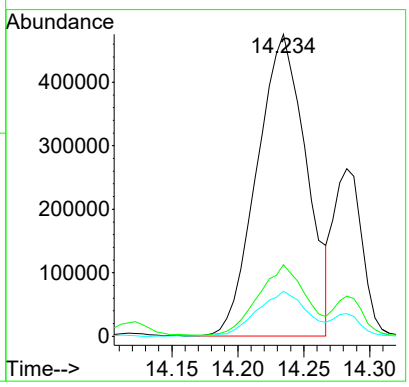

1st DM 06/21/21
2nd BA 06/21/21

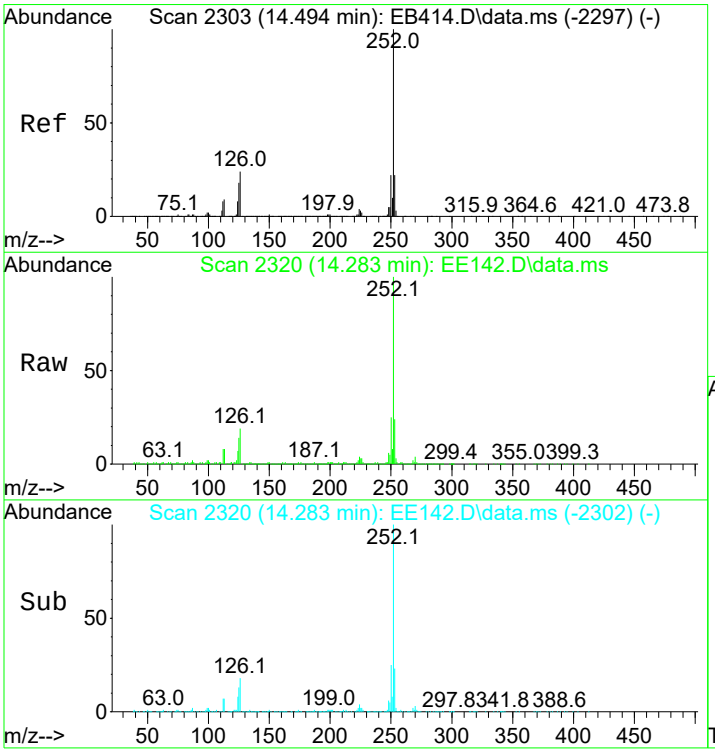

#140
Benzo(k)fluoranthene
Concen: 22.00 ppm
RT: 14.283 min Scan# 2320
Delta R.T. -0.002 min
Lab File: EE142.D
Acq: 17 Jun 2021 4:10 pm

Tgt Ion:252 Resp: 392865

Ion	Ratio	Lower	Upper
252	100		
253	24.2	1.8	41.8
125	12.7	0.0	34.9

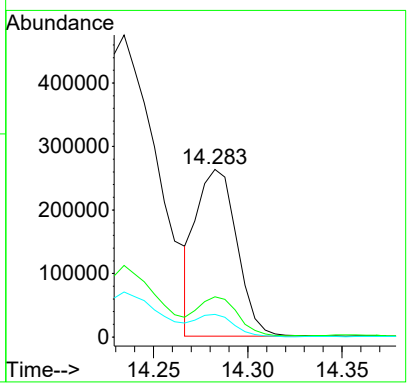

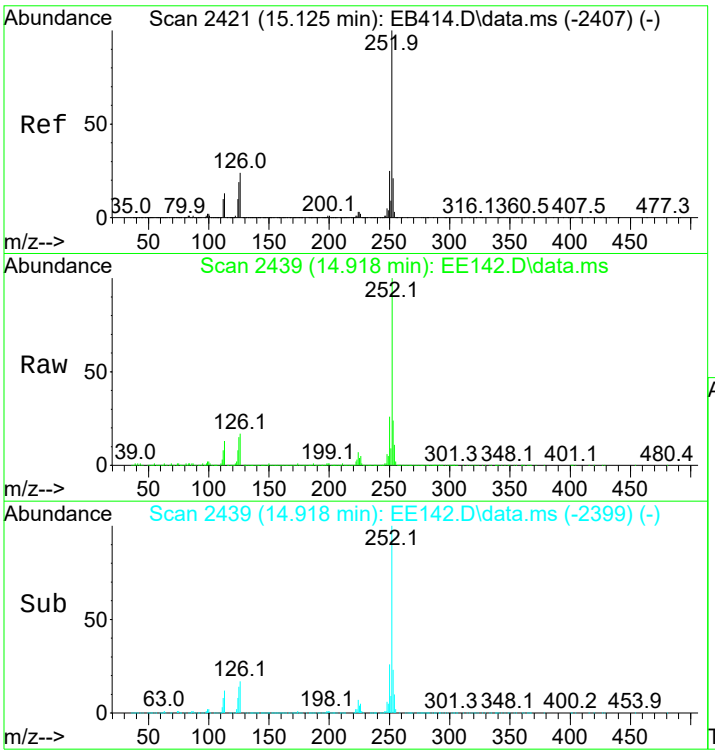

#141
Benzo(a)pyrene
Concen: 55.55 ppm
RT: 14.918 min Scan# 2439
Delta R.T. 0.014 min
Lab File: EE142.D
Acq: 17 Jun 2021 4:10 pm

Tgt Ion:252 Resp: 795136

Ion	Ratio	Lower	Upper
252	100		
253	23.8	1.7	41.7
125	14.4	0.0	36.2

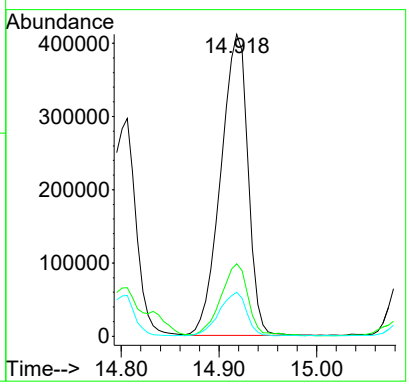

1st DM 06/21/21
2nd BA 06/21/21

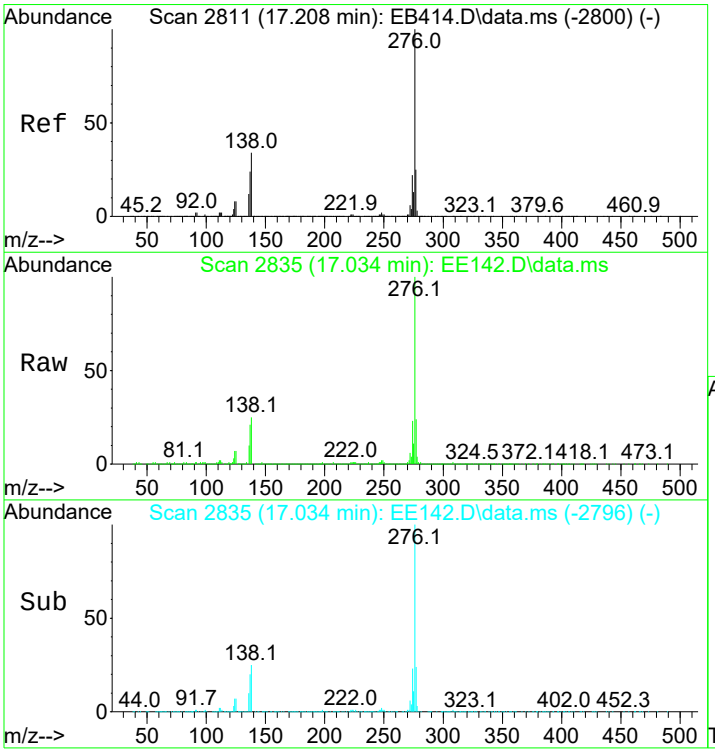

#143
Indeno(1,2,3-cd)Pyrene
Concen: 46.15 ppm
RT: 17.034 min Scan# 2835
Delta R.T. 0.008 min
Lab File: EE142.D
Acq: 17 Jun 2021 4:10 pm

Tgt Ion:276 Resp: 687174

Ion	Ratio	Lower	Upper
276	100		
138	24.8	7.4	47.4

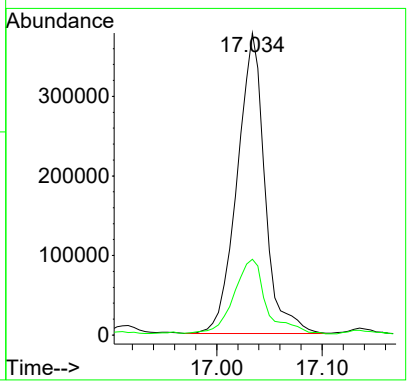

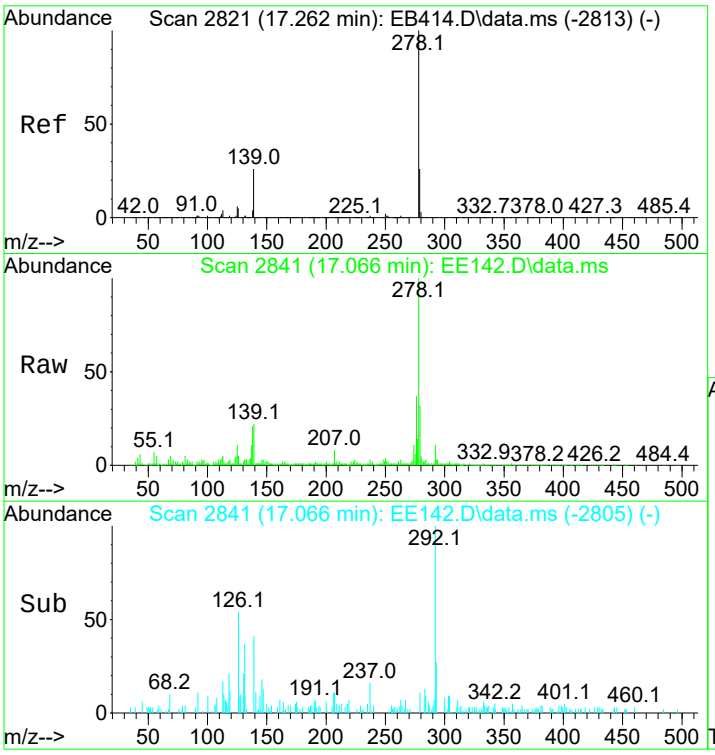

#144
Dibenz(a,h)anthracene
Concen: 9.17 ppm
RT: 17.066 min Scan# 2841
Delta R.T. -0.008 min
Lab File: EE142.D
Acq: 17 Jun 2021 4:10 pm

Tgt Ion:278 Resp: 146493

Ion	Ratio	Lower	Upper
278	100		
139	22.4	3.3	43.3
279	32.2	4.0	44.0

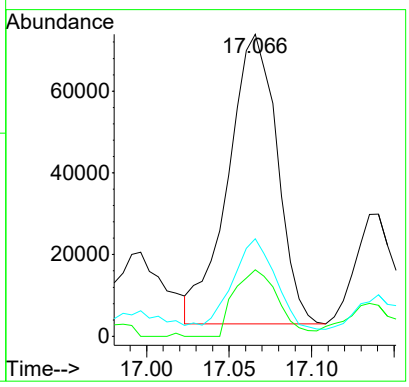

1st DM 06/21/21
2nd BA 06/21/21

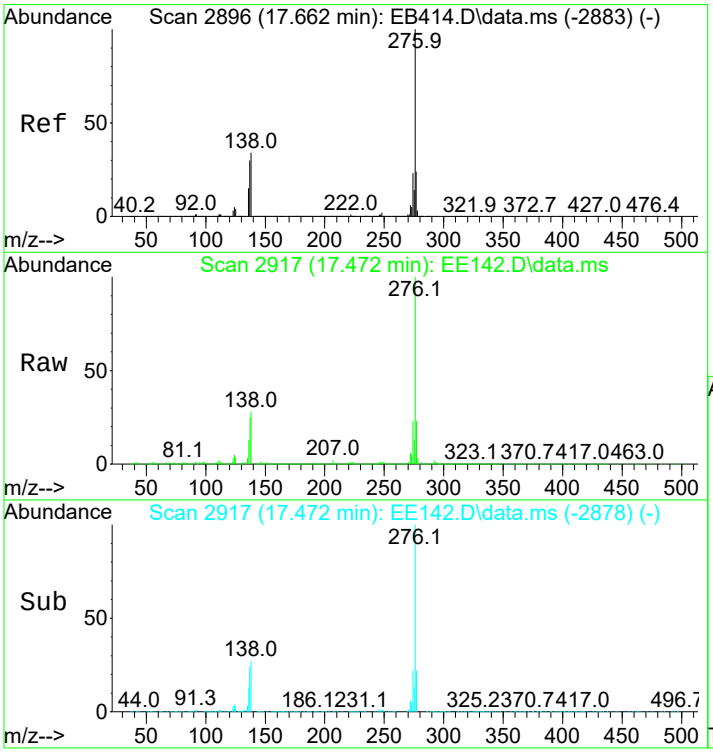

#145
Benzo(g,h,i)perylene
Concen: 48.30 ppm
RT: 17.472 min Scan# 2917
Delta R.T. 0.008 min
Lab File: EE142.D
Acq: 17 Jun 2021 4:10 pm

Tgt Ion:276 Resp: 670544

Ion	Ratio	Lower	Upper
276	100		
138	27.8	10.9	50.9
277	23.0	3.4	43.4

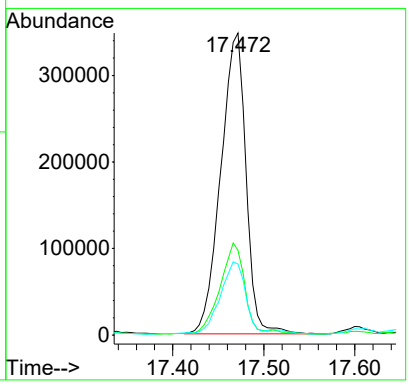

1st DM 06/17/21
2nd BA 06/17/21

Quantitation Report (QT Reviewed)

Data Path : I:\ACQUDATA\5973A\DATA\061621\
Data File : EE121.D
Acq On : 16 Jun 2021 9:04 pm
Operator : JMisiurewicz
Sample : R2105887-009
Misc : 381371 8270D SOIL
ALS Vial : 16 Sample Multiplier: 1

Quant Time: Jun 17 08:07:30 2021
Quant Method : I:\ACQUDATA\5973A\METHODS\8270041621AS.M
Quant Title : 8270 BNA ANALYSIS
QLast Update : Thu Jun 17 08:06:28 2021
Response via : Initial Calibration

Compound	R.T.	QIon	Response	Conc Units	Dev(Min)
Internal Standards					
1) d4-1,4-Dichlorobenzene	4.660	152	201394	40.00 ppm	0.00
25) d8-Naphthalene	5.830	136	768476	40.00 ppm	0.00
43) d10-Acenaphthene	7.534	164	401365	40.00 ppm	0.00
70) d10-Phenanthrene	8.998	188	697559	40.00 ppm	0.00
83) d12-Chrysene	12.198	240	615239	40.00 ppm	0.00
92) d12-Perylene	15.077	264	645166	40.00 ppm	0.00
System Monitoring Compounds					
5) SURR1,2-FLUOROPHENOL	3.586	112	434166	66.53 ppm	0.00
Spiked Amount 100.000	Range 10 - 88		Recovery = 66.53%		
9) SURR2,PHENOL-D6	4.356	99	541490	62.38 ppm	0.00
Spiked Amount 100.000	Range 10 - 145		Recovery = 62.38%		
26) SURR4,NITROBENZENE-D5	5.152	82	229699	33.48 ppm	0.00
Spiked Amount 50.000	Range 10 - 95		Recovery = 66.96%		
49) SURR5,2-FLUOROBIPHENYL	6.866	172	490537	36.39 ppm	0.00
Spiked Amount 50.000	Range 10 - 102		Recovery = 72.78%		
68) SURR3,2,4,6-TRIBROMOPH...	8.314	330	146017	80.07 ppm	0.00
Spiked Amount 100.000	Range 10 - 109		Recovery = 80.07%		
86) SURR6,TERPHENYL-D14	10.665	244	778688	51.63 ppm	0.00
Spiked Amount 50.000	Range 10 - 106		Recovery = 103.26%		
Target Compounds					Qvalue
7) Benzaldehyde	4.286	106	3187	0.645 ppm #	77
78) Phenanthrene	9.019	178	7567	0.397 ppm	94
82) Fluoranthene	10.221	202	16839	0.831 ppm	94
85) Pyrene	10.478	202	16279	0.819 ppm	95
89) Benzo(a)anthracene	12.187	228	11502	0.591 ppm	89
90) Chrysene	12.241	228	9407	0.503 ppm	88
94) Benzo(b)Fluoranthene	14.255	252	13094	0.681 ppm	91
95) Benzo(k)fluoranthene	14.303	252	5402	0.299 ppm	91
96) Benzo(a)pyrene	14.944	252	10009	0.692 ppm	94
97) Indeno(1,2,3-cd)Pyrene	17.054	276	6985	0.464 ppm	86
99) Benzo(g,h,i)perylene	17.487	276	6915	0.493 ppm	89

(#) = qualifier out of range (m) = manual integration (+) = signals summed

Quantitation Report (QT Reviewed)

Data Path : I:\ACQUDATA\5973A\DATA\061621\
Data File : EE121.D
Acq On : 16 Jun 2021 9:04 pm
Operator : JMisiurewicz
Sample : R2105887-009
Misc : 381371 8270D SOIL
ALS Vial : 16 Sample Multiplier: 1

Quant Time: Jun 17 08:07:30 2021
Quant Method : I:\ACQUDATA\5973A\METHODS\8270041621AS.M
Quant Title : 8270 BNA ANALYSIS
QLast Update : Thu Jun 17 08:06:28 2021
Response via : Initial Calibration

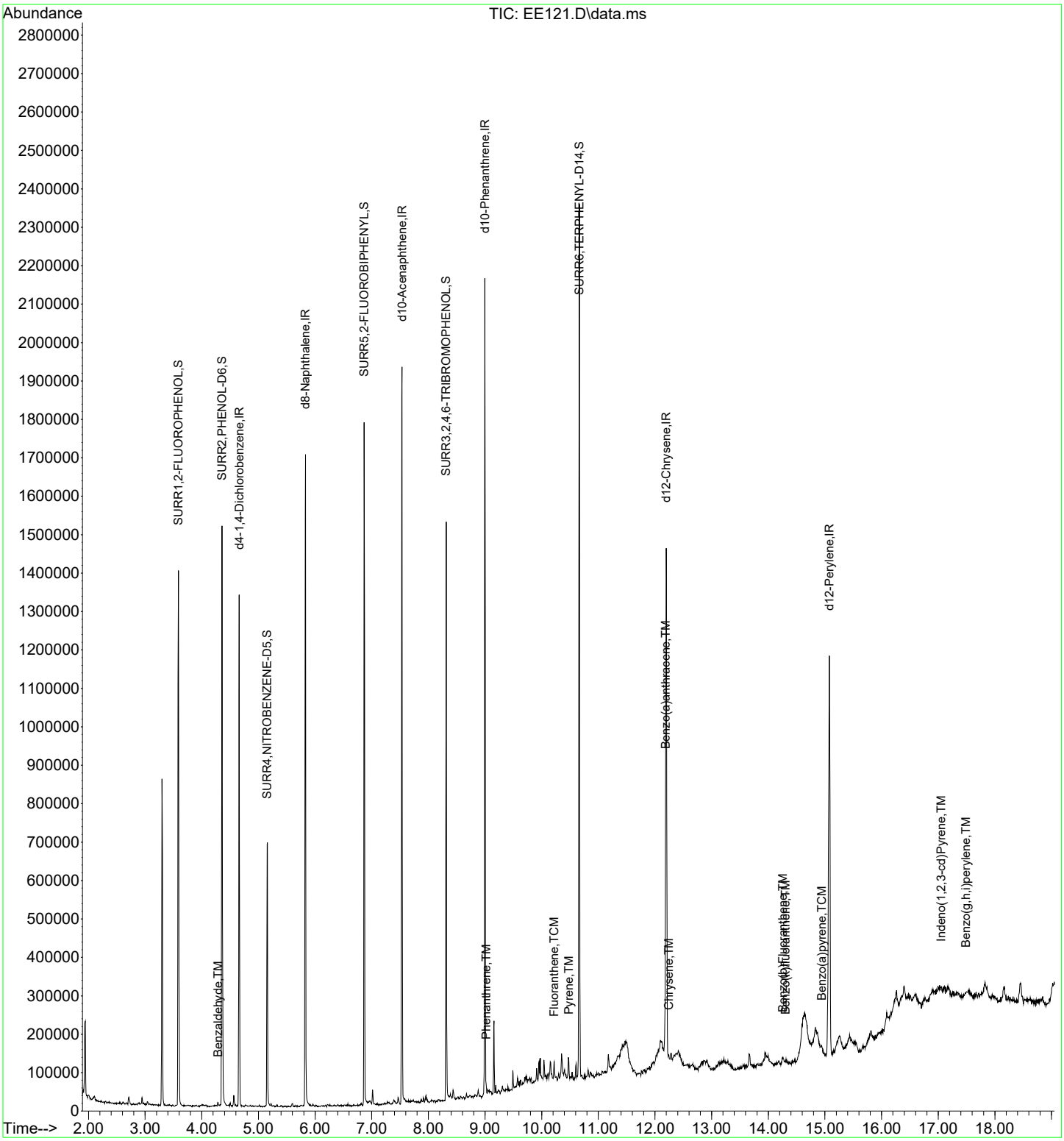

1st DM 06/17/21
2nd BA 06/17/21

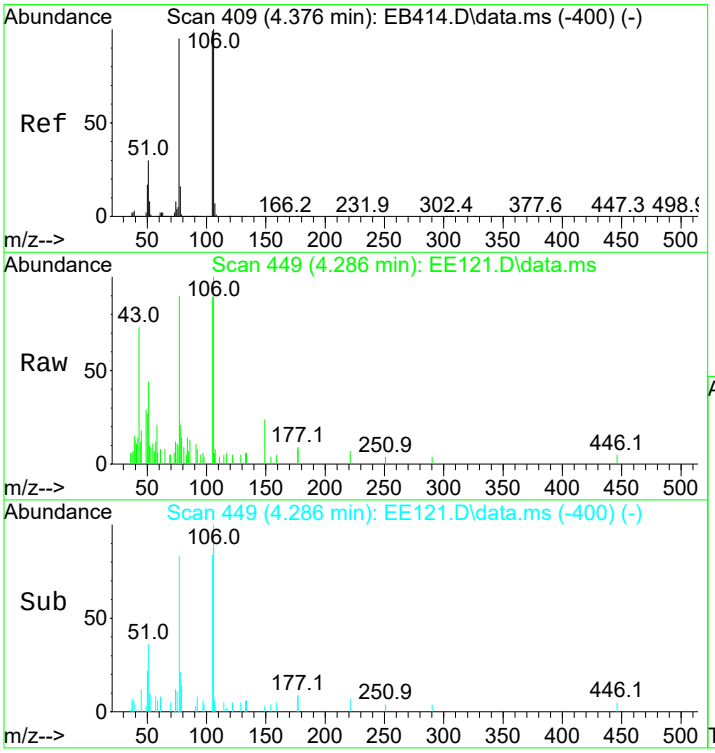

#7
Benzaldehyde
Concen: 0.65 ppm
RT: 4.286 min Scan# 449
Delta R.T. 0.010 min
Lab File: EE121.D
Acq: 16 Jun 2021 9:04 pm

Tgt Ion:106 Resp: 3187

Ion	Ratio	Lower	Upper
106	100		
77	79.3	71.6	133.0
51	30.4	31.9	59.2#

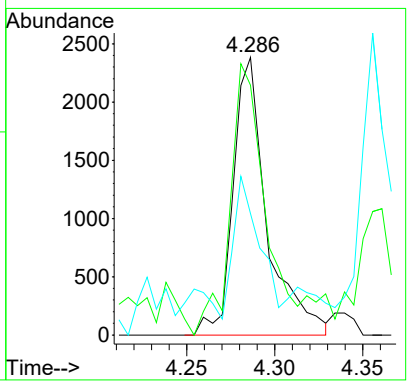

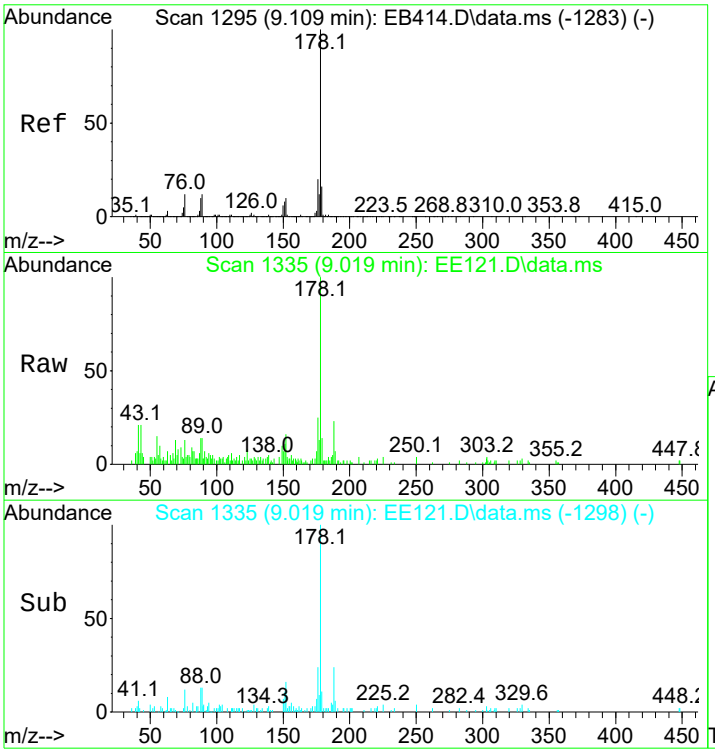

#78
Phenanthrene
Concen: 0.40 ppm
RT: 9.019 min Scan# 1335
Delta R.T. -0.001 min
Lab File: EE121.D
Acq: 16 Jun 2021 9:04 pm

Tgt Ion:178 Resp: 7567

Ion	Ratio	Lower	Upper
178	100		
179	12.1	0.0	35.5
176	22.5	0.7	40.7

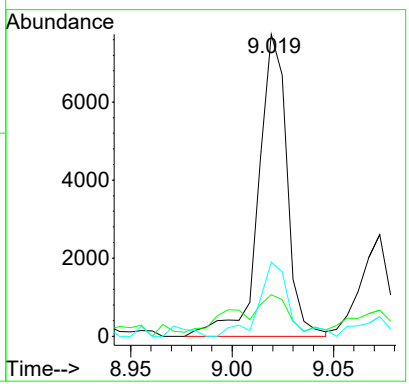

1st DM 06/17/21
2nd BA 06/17/21

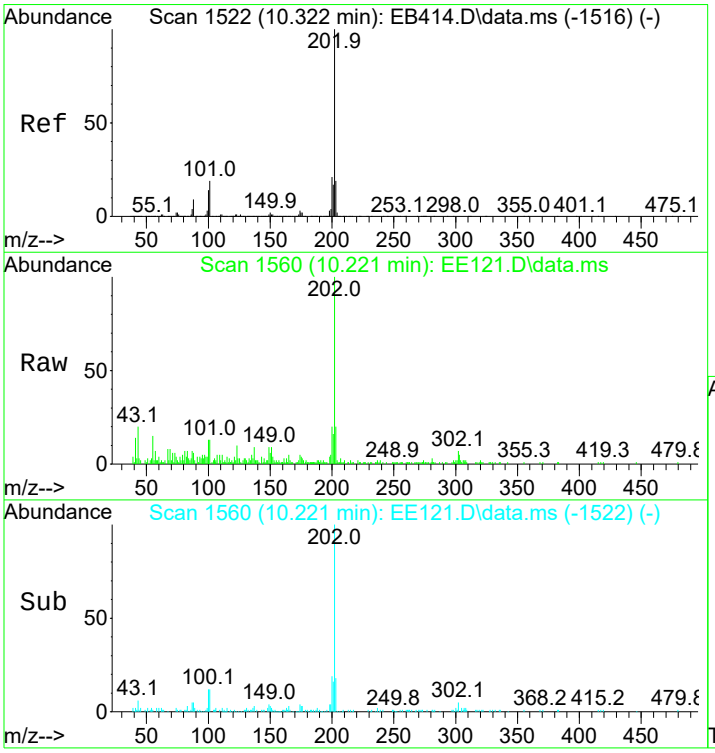

#82
Fluoranthene
Concen: 0.83 ppm
RT: 10.221 min Scan# 1560
Delta R.T. 0.004 min
Lab File: EE121.D
Acq: 16 Jun 2021 9:04 pm

Tgt Ion:202 Resp: 16839

Ion	Ratio	Lower	Upper
202	100		
101	12.1	0.0	37.0
203	18.2	0.0	38.4

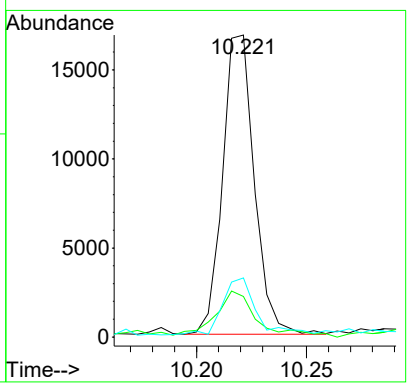

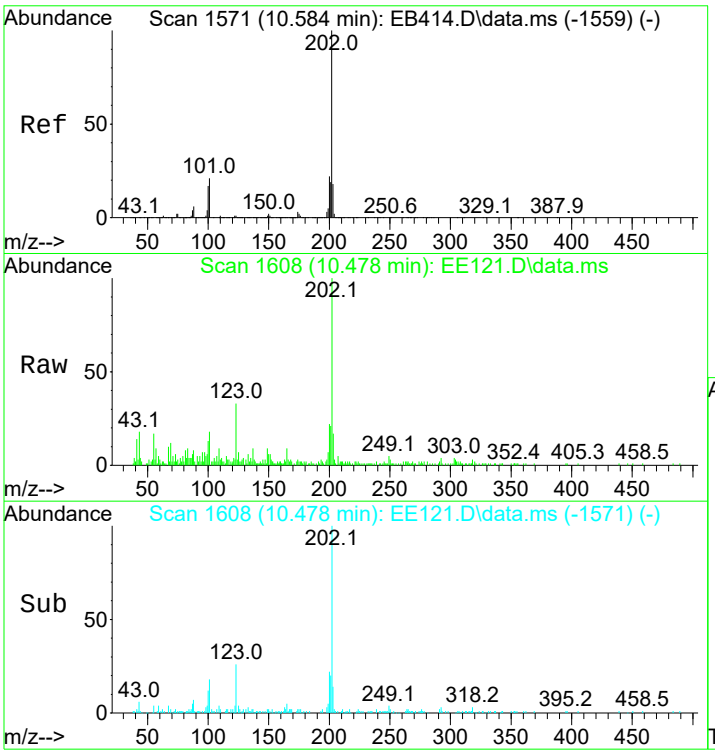

#85
Pyrene
Concen: 0.82 ppm
RT: 10.478 min Scan# 1608
Delta R.T. -0.001 min
Lab File: EE121.D
Acq: 16 Jun 2021 9:04 pm

Tgt Ion:202 Resp: 16279

Ion	Ratio	Lower	Upper
202	100		
200	22.1	2.7	42.7
203	14.1	0.0	38.2

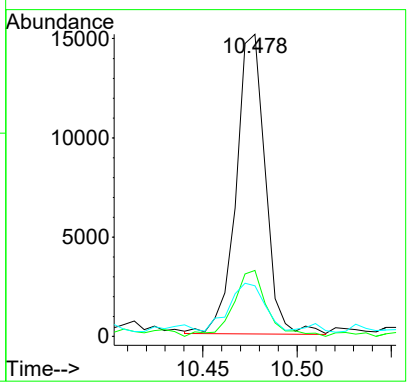

1st DM 06/17/21
2nd BA 06/17/21

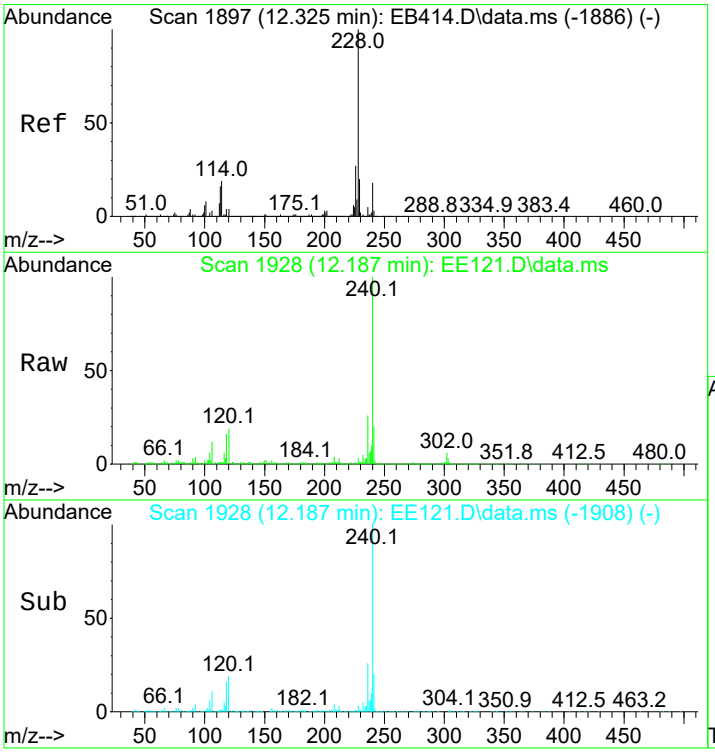

#89
Benzo(a)anthracene
Concen: 0.59 ppm
RT: 12.187 min Scan# 1928
Delta R.T. 0.004 min
Lab File: EE121.D
Acq: 16 Jun 2021 9:04 pm

Tgt Ion:228 Resp: 11502

Ion	Ratio	Lower	Upper
228	100		
229	22.6	0.2	40.2
226	37.0	8.6	48.6

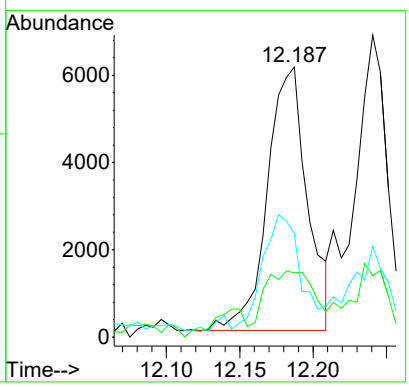

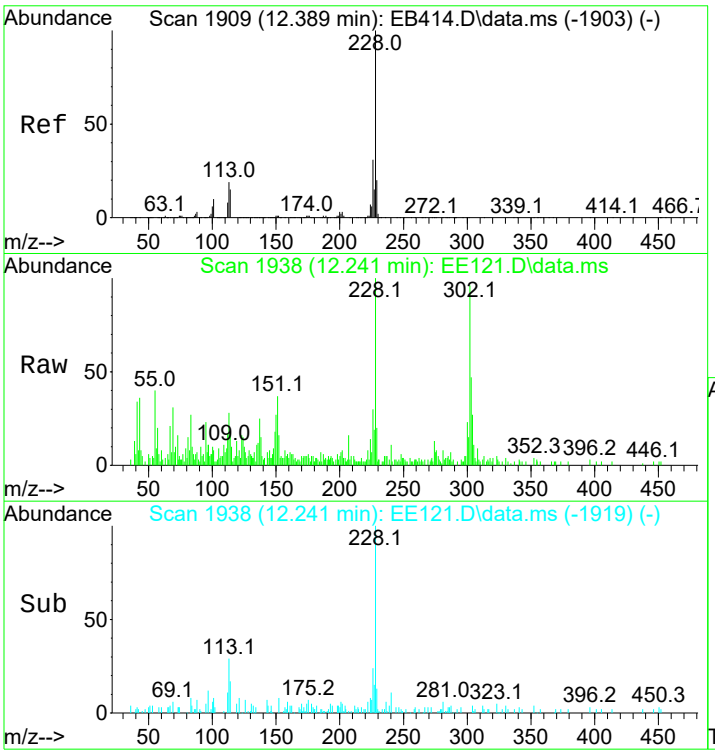

#90
Chrysene
Concen: 0.50 ppm
RT: 12.241 min Scan# 1938
Delta R.T. -0.001 min
Lab File: EE121.D
Acq: 16 Jun 2021 9:04 pm

Tgt Ion:228 Resp: 9407

Ion	Ratio	Lower	Upper
228	100		
226	22.9	11.0	51.0
229	17.1	0.2	40.2

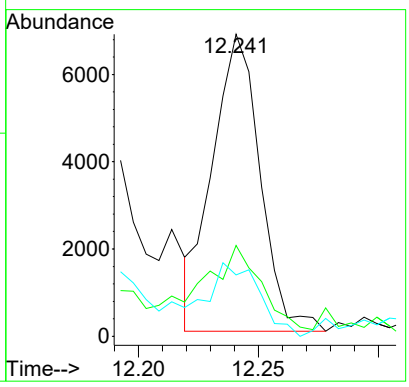

1st DM 06/17/21
2nd BA 06/17/21

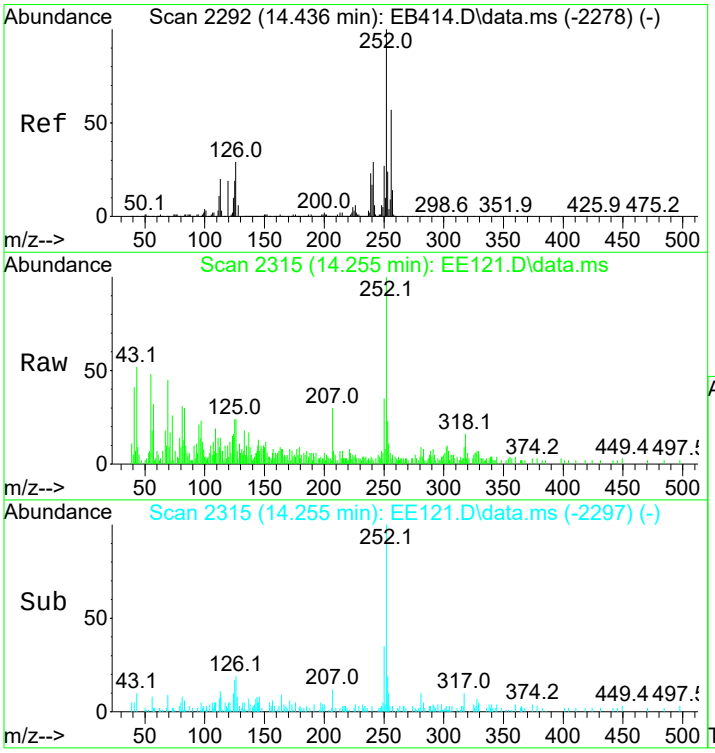

#94
Benzo(b)Fluoranthene
Concen: 0.68 ppm
RT: 14.255 min Scan# 2315
Delta R.T. -0.006 min
Lab File: EE121.D
Acq: 16 Jun 2021 9:04 pm

Tgt Ion:252 Resp: 13094

Ion	Ratio	Lower	Upper
252	100		
253	20.9	4.1	44.1
125	12.5	0.0	37.7

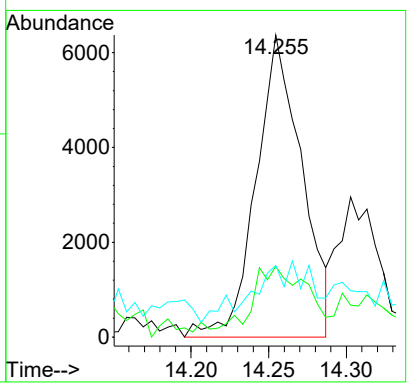

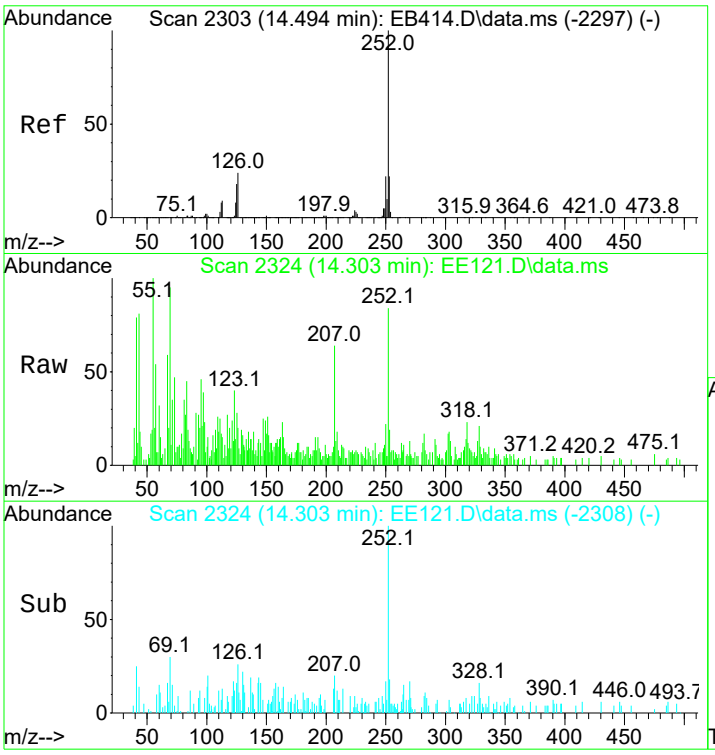

#95
Benzo(k)fluoranthene
Concen: 0.30 ppm
RT: 14.303 min Scan# 2324
Delta R.T. -0.017 min
Lab File: EE121.D
Acq: 16 Jun 2021 9:04 pm

Tgt Ion:252 Resp: 5402

Ion	Ratio	Lower	Upper
252	100		
253	15.6	1.8	41.8
125	13.3	0.0	34.9

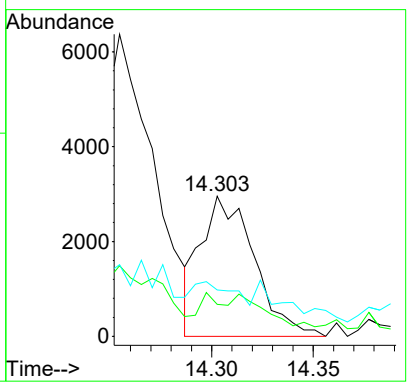

1st DM 06/17/21
2nd BA 06/17/21

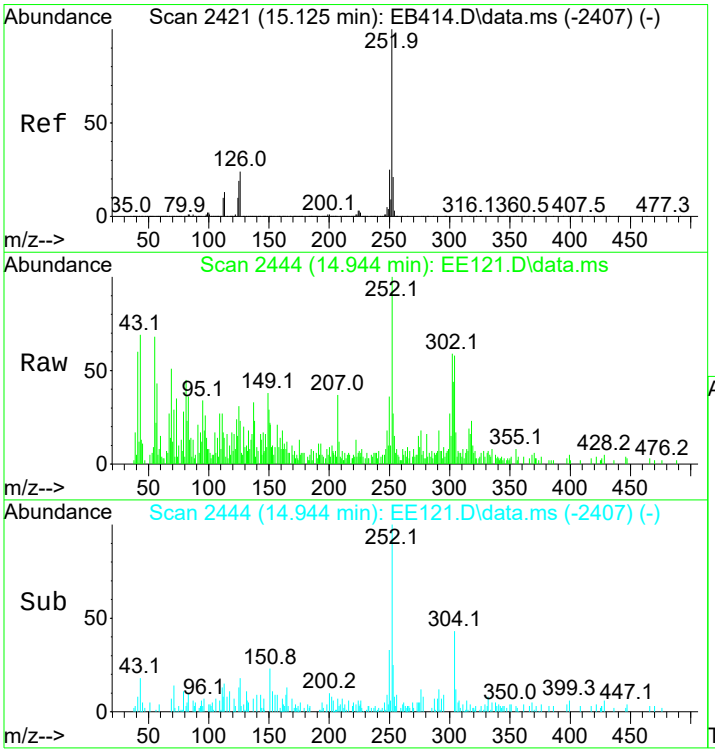

#96
Benzo(a)pyrene
Concen: 0.69 ppm
RT: 14.944 min Scan# 2444
Delta R.T. -0.001 min
Lab File: EE121.D
Acq: 16 Jun 2021 9:04 pm

Tgt Ion:252 Resp: 10009

Ion	Ratio	Lower	Upper
252	100		
253	22.5	1.7	41.7
125	11.7	0.0	36.2

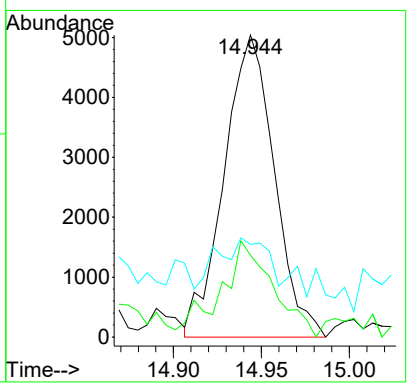

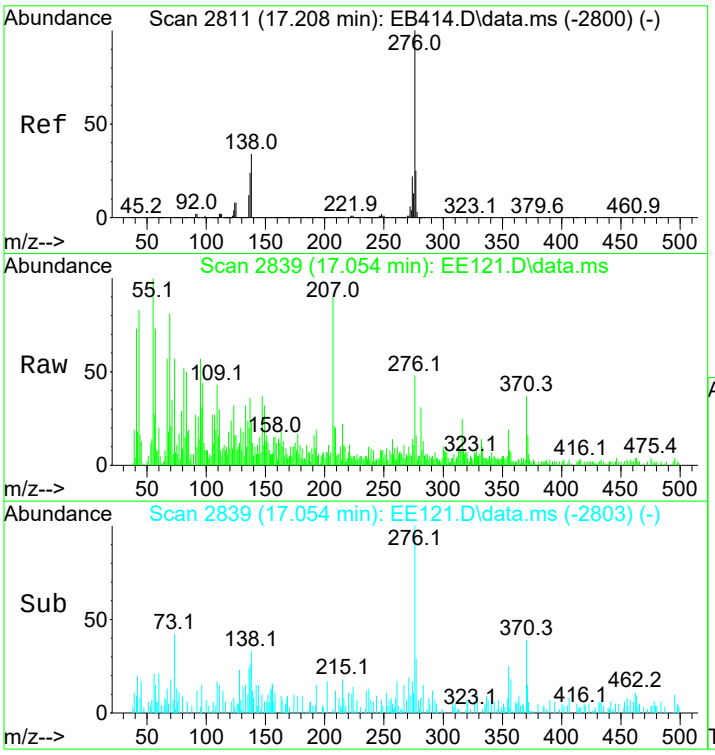

#97
Indeno(1,2,3-cd)Pyrene
Concen: 0.46 ppm
RT: 17.054 min Scan# 2839
Delta R.T. -0.006 min
Lab File: EE121.D
Acq: 16 Jun 2021 9:04 pm

Tgt Ion:276 Resp: 6985

Ion	Ratio	Lower	Upper
276	100		
138	34.8	7.4	47.4

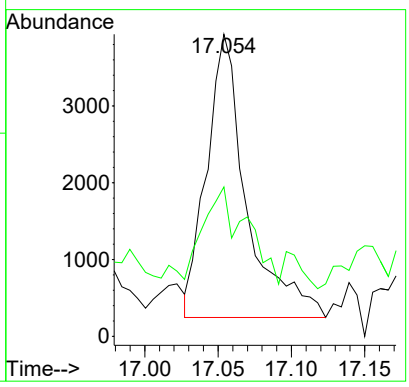

1st DM 06/17/21
2nd BA 06/17/21

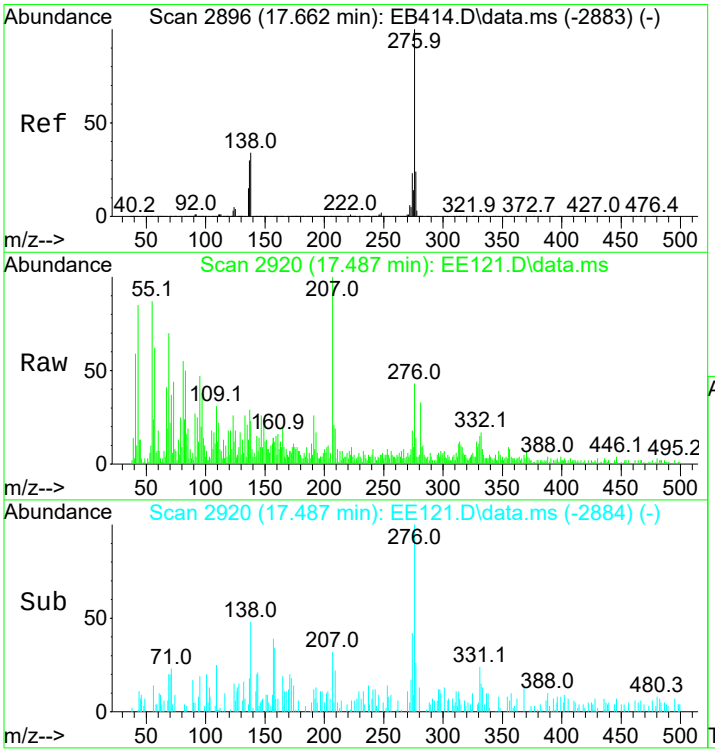

#99
Benzo(g,h,i)perylene
Concen: 0.49 ppm
RT: 17.487 min Scan# 2920
Delta R.T. -0.006 min
Lab File: EE121.D
Acq: 16 Jun 2021 9:04 pm

Tgt Ion:276 Resp: 6915

Ion	Ratio	Lower	Upper
276	100		
138	37.0	10.9	50.9
277	17.9	3.4	43.4

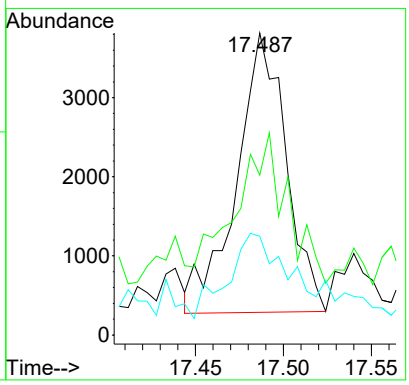

1st DM 06/21/21
2nd BA 06/21/21

Quantitation Report (Qedit)

Data Path : I:\ACQUDATA\5973A\DATA\061721\
Data File : EE143.D
Acq On : 17 Jun 2021 4:38 pm
Operator : JMisiurewicz
Sample : R2105887-010
Misc : 381371 8270D SOIL
ALS Vial : 13 Sample Multiplier: 1

Quant Time: Jun 21 08:18:52 2021
Quant Method : I:\ACQUDATA\5973A\METHODS\8270041621A.M
Quant Title : 8270 BNA ANALYSIS
QLast Update : Mon Jun 21 08:17:32 2021
Response via : Initial Calibration

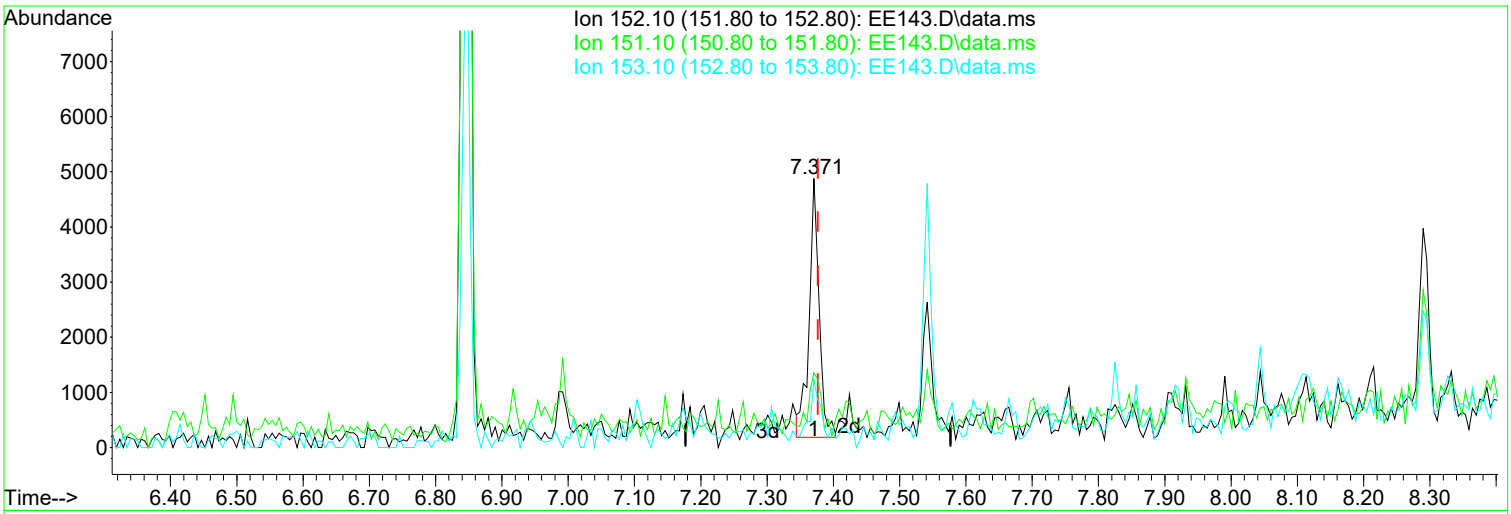

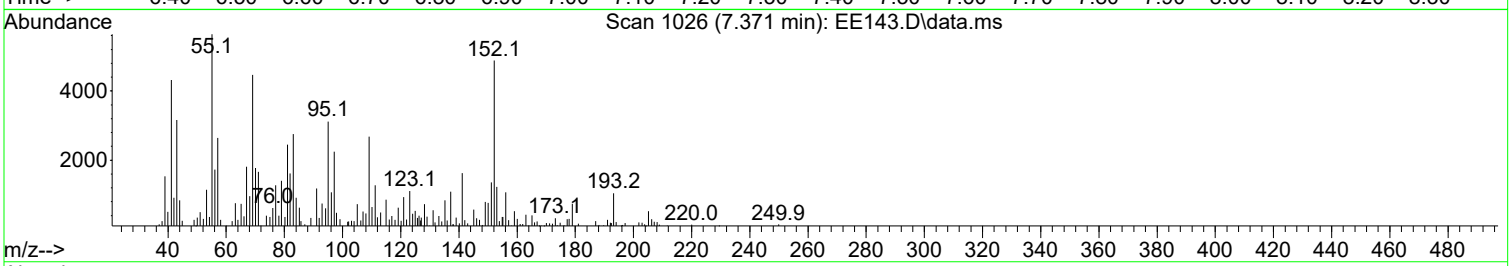

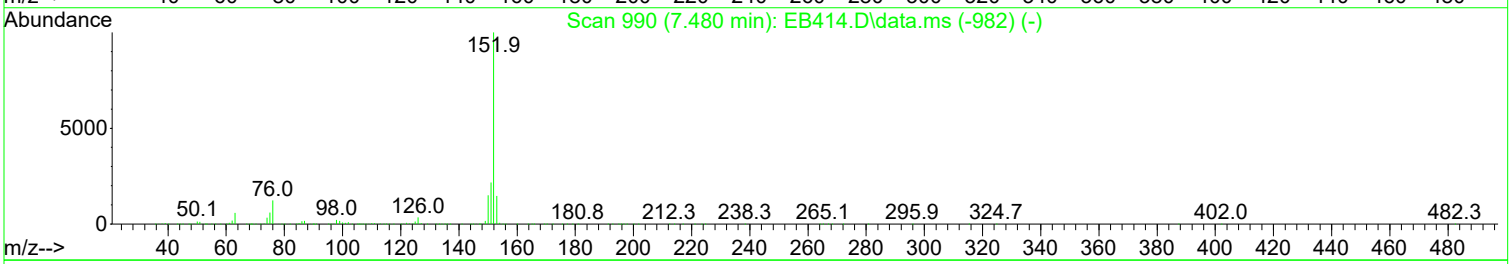

TIC: EE143.D\data.ms

(71) Acenaphthylene (TM)

7.371min (-0.007) 0.25 ppm m

response 4965

Ion	Exp%	Act%
152.10	100.00	100.00
151.10	21.50	27.76
153.10	13.80	25.11
0.00	0.00	0.00

Manual Integration:

After

Poor integration.

06/21/21

1st DM 06/21/21
2nd BA 06/21/21

Quantitation Report (Qedit)

Data Path : I:\ACQUDATA\5973A\DATA\061721\
Data File : EE143.D
Acq On : 17 Jun 2021 4:38 pm
Operator : JMisiurewicz
Sample : R2105887-010
Misc : 381371 8270D SOIL
ALS Vial : 13 Sample Multiplier: 1

Quant Time: Jun 21 08:18:52 2021
Quant Method : I:\ACQUDATA\5973A\METHODS\8270041621A.M
Quant Title : 8270 BNA ANALYSIS
QLast Update : Mon Jun 21 08:17:32 2021
Response via : Initial Calibration

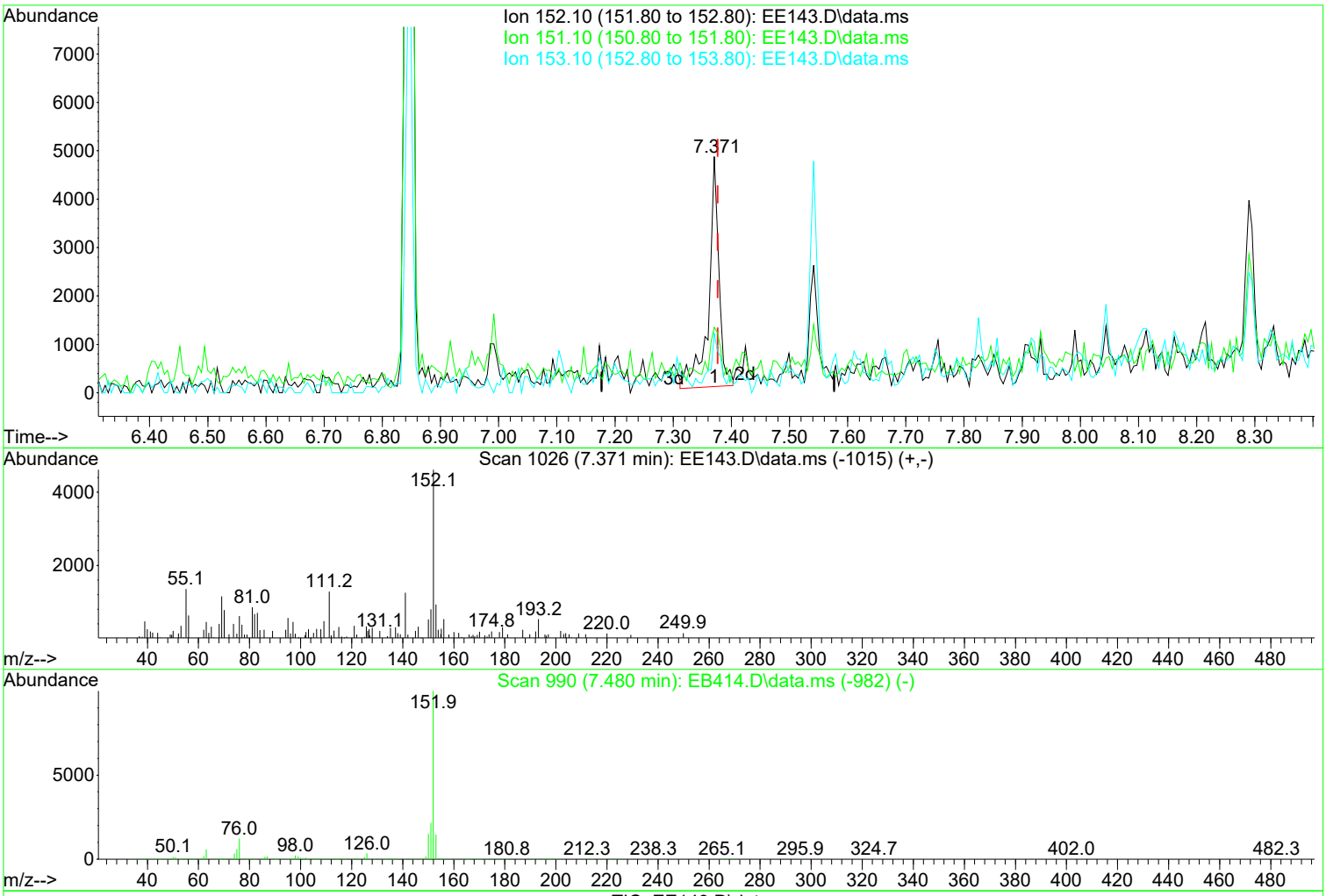

TIC: EE143.D\data.ms

(71) Acenaphthylene (TM)

7.371min (-0.007) 0.30 ppm

response 5956

Ion	Exp%	Act%
152.10	100.00	100.00
151.10	21.50	17.22
153.10	13.80	20.20
0.00	0.00	0.00

Manual Integration:

Before

06/21/21

1st DM 06/21/21
2nd BA 06/21/21

Quantitation Report (QT Reviewed)

Data Path : I:\ACQUDATA\5973A\DATA\061721\
Data File : EE143.D
Acq On : 17 Jun 2021 4:38 pm
Operator : JMisiurewicz
Sample : R2105887-010
Misc : 381371 8270D SOIL
ALS Vial : 13 Sample Multiplier: 1

Quant Time: Jun 21 08:18:52 2021
Quant Method : I:\ACQUDATA\5973A\METHODS\8270041621A.M
Quant Title : 8270 BNA ANALYSIS
QLast Update : Mon Jun 21 08:17:32 2021
Response via : Initial Calibration

Compound	R.T.	QIon	Response	Conc	Units	Dev(Min)
Internal Standards						
1) d4-1,4-Dichlorobenzene	4.636	152	225012	40.00	ppm	0.00
34) d8-Naphthalene	5.805	136	853520	40.00	ppm	0.00
58) d10-Acenaphthene	7.510	164	454896	40.00	ppm	0.00
92) d10-Phenanthrene	8.979	188	771766	40.00	ppm	0.00
118) d12-Chrysene	12.168	240	684909	40.00	ppm	0.00
136) d12-Perylene	15.047	264	749564	40.00	ppm	0.01
System Monitoring Compounds						
8) SURR1,2-FLUOROPHENOL	3.556	112	343545	47.12	ppm	0.00
Spiked Amount 100.000	Range 10 - 88		Recovery = 47.12%			
13) SURR2,PHENOL-D6	4.326	99	454558	46.87	ppm	0.00
Spiked Amount 100.000	Range 10 - 145		Recovery = 46.87%			
35) SURR4,NITROBENZENE-D5	5.132	82	186853	24.52	ppm	0.00
Spiked Amount 50.000	Range 10 - 95		Recovery = 49.04%			
64) SURR5,2-FLUOROBIPHENYL	6.847	172	443442	29.03	ppm	0.00
Spiked Amount 50.000	Range 10 - 102		Recovery = 58.06%			
89) SURR3,2,4,6-TRIBROMOPH...	8.295	330	161046	77.92	ppm	0.00
Spiked Amount 100.000	Range 10 - 109		Recovery = 77.92%			
125) SURR6,TERPHENYL-D14	10.640	244	686556	40.89	ppm	0.00
Spiked Amount 50.000	Range 10 - 106		Recovery = 81.78%			
Target Compounds						Qvalue
46) Naphthalene	5.827	128	6195	0.277	ppm	100
56) 2-Methylnaphthalene	6.489	142	4806	0.320	ppm	94
57) 1-Methylnaphthalene	6.585	142	3907	0.269	ppm	85
74) Acenaphthene	7.542	153	3991	0.281	ppm #	82
77) Dibenzofuran	7.713	168	5345	0.289	ppm	90
84) Fluorene	8.049	166	6350	0.423	ppm	91
112) Phenanthrene	9.000	178	66403	3.147	ppm	97
113) Anthracene	9.048	178	12109	0.602	ppm	94
114) Carbazole	9.214	167	10771	0.527	ppm	94
117) Fluoranthene	10.197	202	114756	5.118	ppm	95
124) Pyrene	10.453	202	102440	4.629	ppm	97
129) Butyl benzyl phthalate	11.292	149	7217	0.627	ppm	80
133) Benzo(a)anthracene	12.152	228	53092	2.450	ppm	98
134) Chrysene	12.211	228	58928	2.829	ppm	95
135) bis(2-Ethylhexyl)phtha...	12.253	149	29270	1.868	ppm	99
139) Benzo(b)Fluoranthene	14.225	252	70662	3.165	ppm	95
140) Benzo(k)fluoranthene	14.273	252	26623	1.270	ppm	94
141) Benzo(a)pyrene	14.914	252	47808	2.844	ppm	95
143) Indeno(1,2,3-cd)Pyrene	17.024	276	36107	2.065	ppm	86
144) Dibenz(a,h)anthracene	17.067	278	9564	0.510	ppm	84
145) Benzo(g,h,i)perylene	17.462	276	37832	2.320	ppm	96

(#) = qualifier out of range (m) = manual integration (+) = signals summed

Quantitation Report (QT Reviewed)

Data Path : I:\ACQUDATA\5973A\DATA\061721\
Data File : EE143.D
Acq On : 17 Jun 2021 4:38 pm
Operator : JMisiurewicz
Sample : R2105887-010
Misc : 381371 8270D SOIL
ALS Vial : 13 Sample Multiplier: 1

Quant Time: Jun 21 08:18:52 2021
Quant Method : I:\ACQUDATA\5973A\METHODS\8270041621A.M
Quant Title : 8270 BNA ANALYSIS
QLast Update : Mon Jun 21 08:17:32 2021
Response via : Initial Calibration

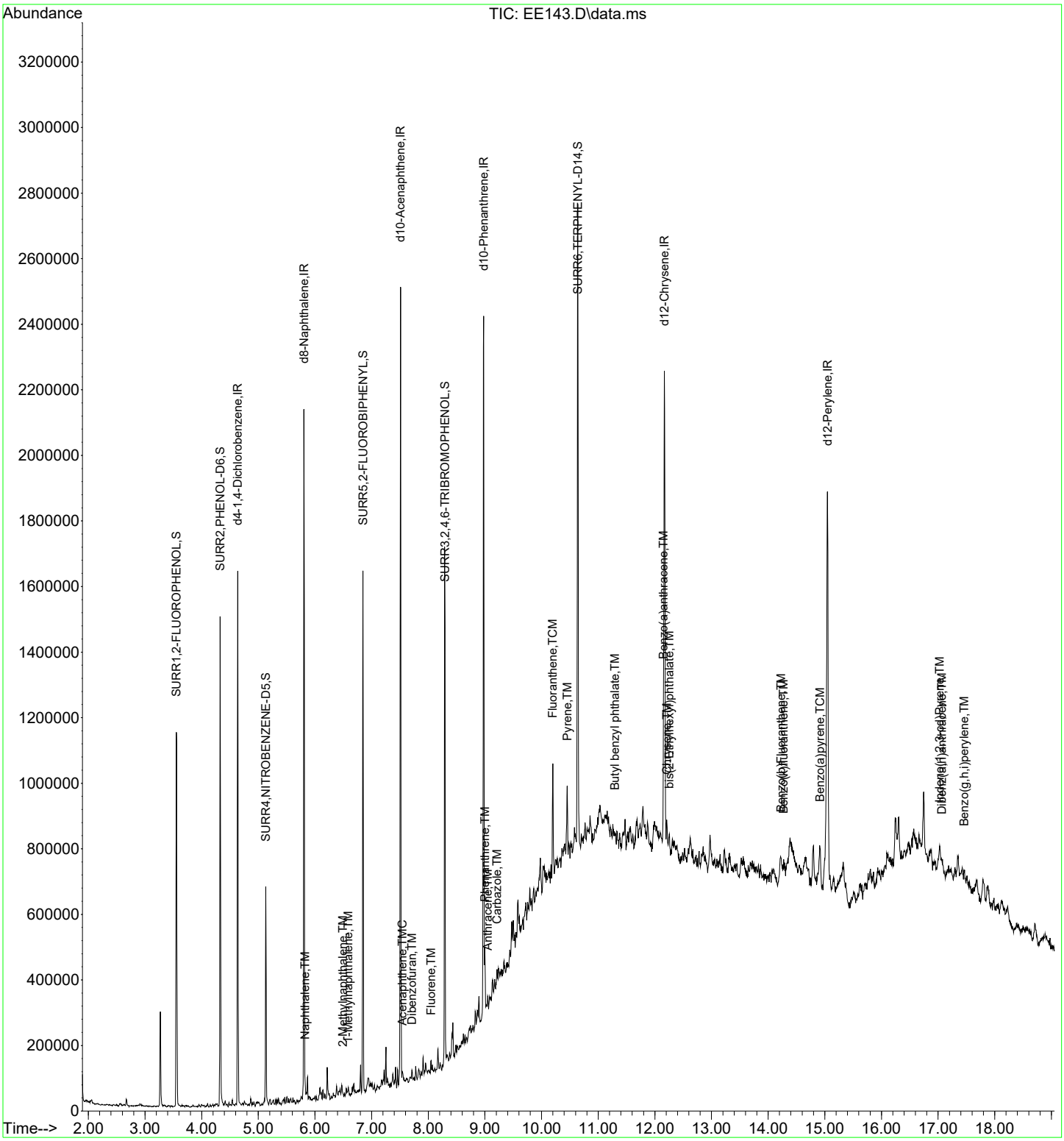

1st DM 06/21/21
2nd BA 06/21/21

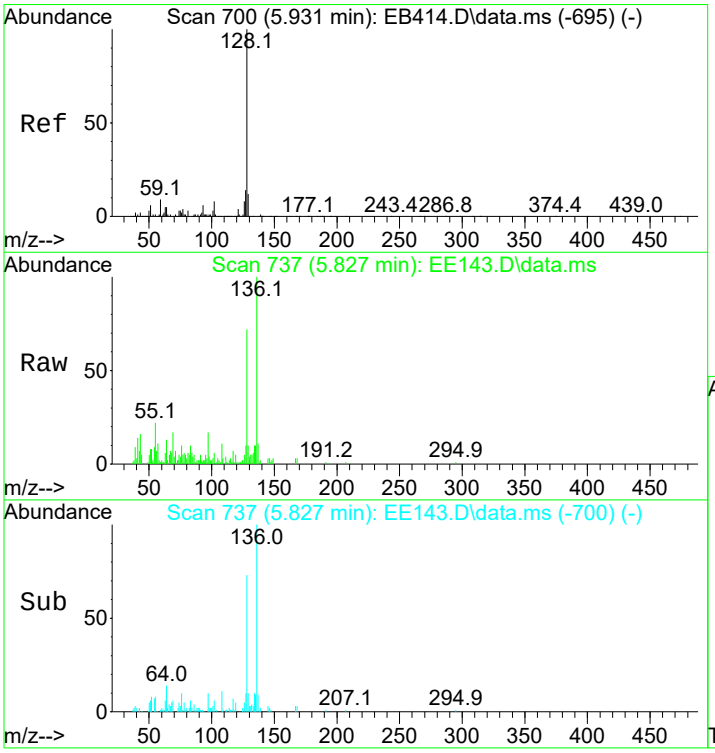

#46
Naphthalene
Concen: 0.28 ppm
RT: 5.827 min Scan# 737
Delta R.T. -0.001 min
Lab File: EE143.D
Acq: 17 Jun 2021 4:38 pm

Tgt Ion:128 Resp: 6195

Ion	Ratio	Lower	Upper
128	100		
129	11.5	0.0	31.5
127	14.1	0.0	33.9

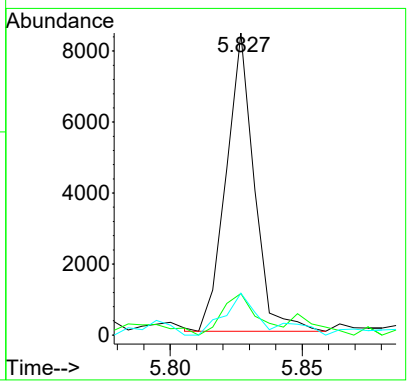

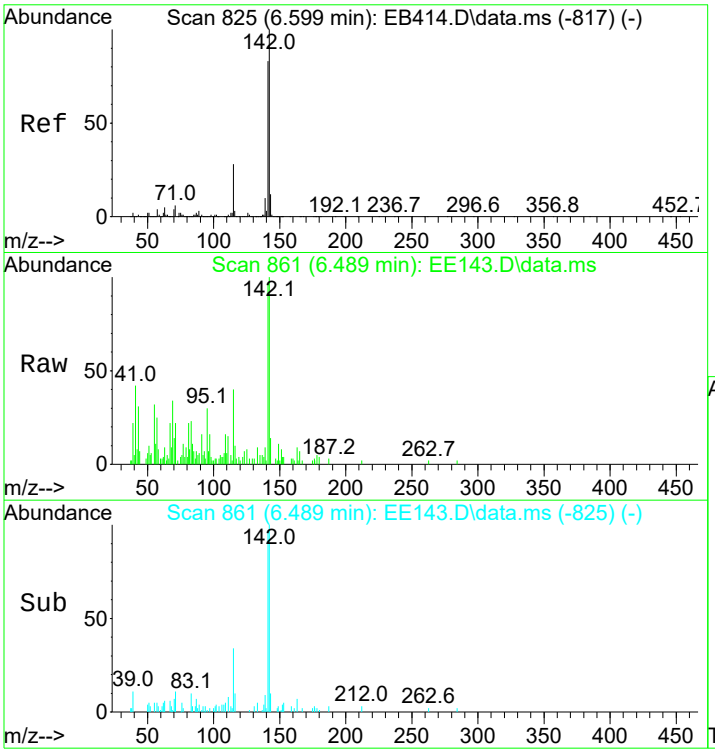

#56
2-Methylnaphthalene
Concen: 0.32 ppm
RT: 6.489 min Scan# 861
Delta R.T. -0.007 min
Lab File: EE143.D
Acq: 17 Jun 2021 4:38 pm

Tgt Ion:142 Resp: 4806

Ion	Ratio	Lower	Upper
142	100		
141	96.2	69.6	109.6
115	31.5	13.3	53.3

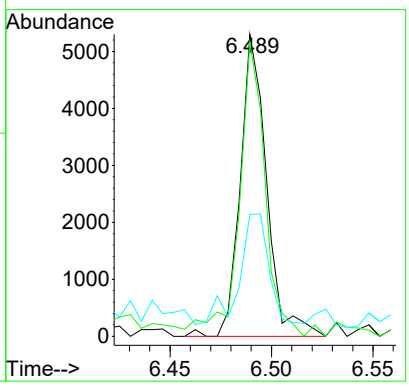

1st DM 06/21/21
2nd BA 06/21/21

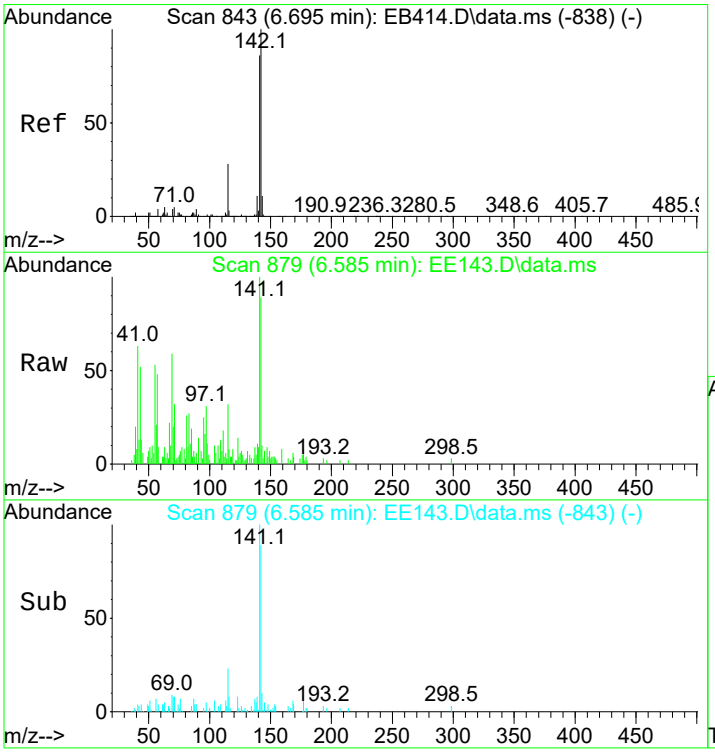

#57
1-Methylnaphthalene
Concen: 0.27 ppm
RT: 6.585 min Scan# 879
Delta R.T. -0.007 min
Lab File: EE143.D
Acq: 17 Jun 2021 4:38 pm

Tgt Ion:142 Resp: 3907

Ion	Ratio	Lower	Upper
142	100		
141	107.8	61.9	121.9
115	28.2	4.2	64.2

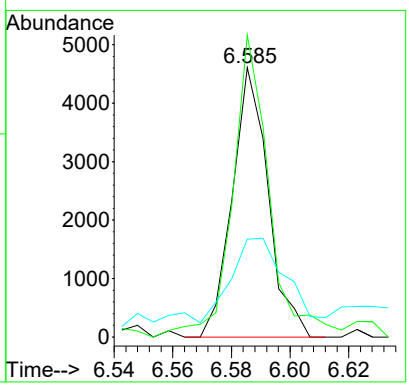

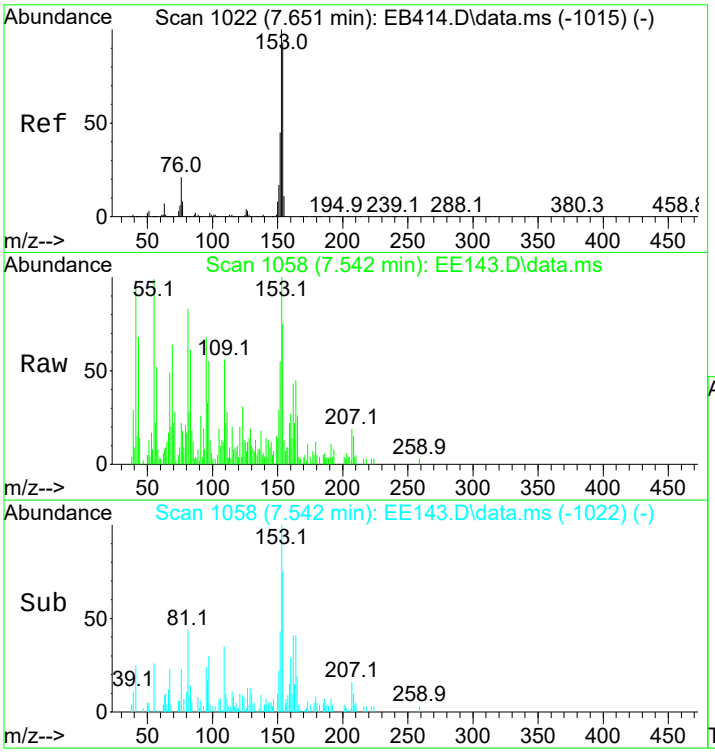

#74
Acenaphthene
Concen: 0.28 ppm
RT: 7.542 min Scan# 1058
Delta R.T. -0.007 min
Lab File: EE143.D
Acq: 17 Jun 2021 4:38 pm

Tgt Ion:153 Resp: 3991

Ion	Ratio	Lower	Upper
153	100		
152	46.8	29.7	69.7
154	70.0	73.8	113.8#

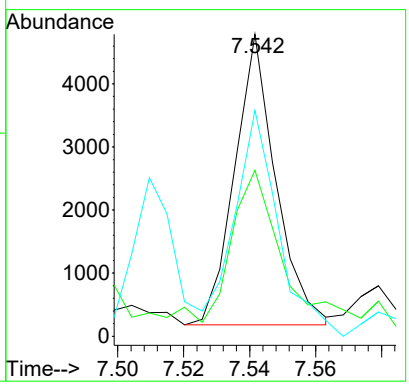

1st DM 06/21/21
2nd BA 06/21/21

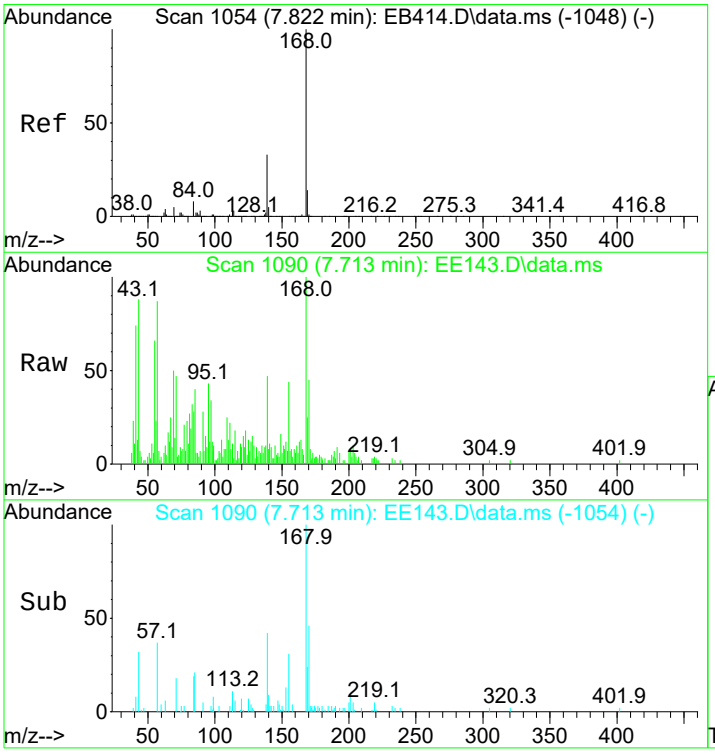

#77
Dibenzofuran
Concen: 0.29 ppm
RT: 7.713 min Scan# 1090
Delta R.T. -0.007 min
Lab File: EE143.D
Acq: 17 Jun 2021 4:38 pm

Tgt Ion:168 Resp: 5345

Ion	Ratio	Lower	Upper
168	100		
139	41.9	16.2	56.2

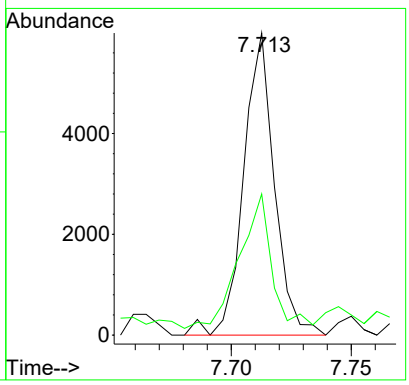

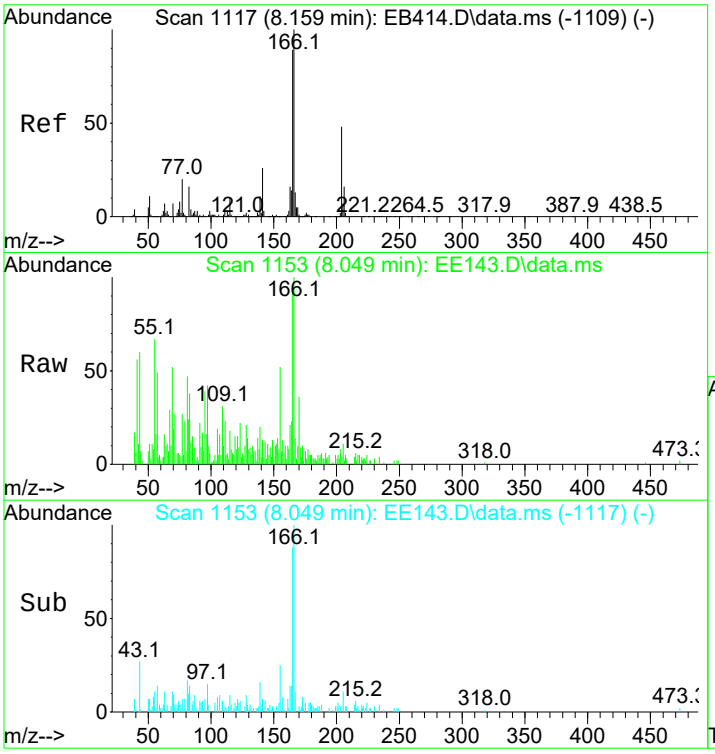

#84
Fluorene
Concen: 0.42 ppm
RT: 8.049 min Scan# 1153
Delta R.T. -0.007 min
Lab File: EE143.D
Acq: 17 Jun 2021 4:38 pm

Tgt Ion:166 Resp: 6350

Ion	Ratio	Lower	Upper
166	100		
165	87.0	65.9	125.9
167	11.4	0.0	44.0

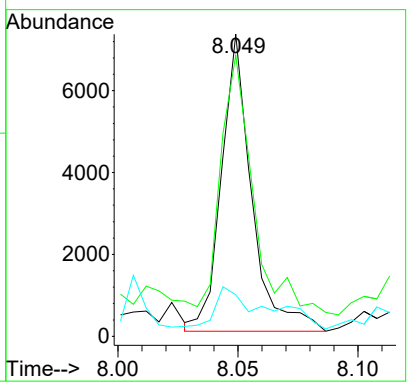

1st DM 06/21/21
2nd BA 06/21/21

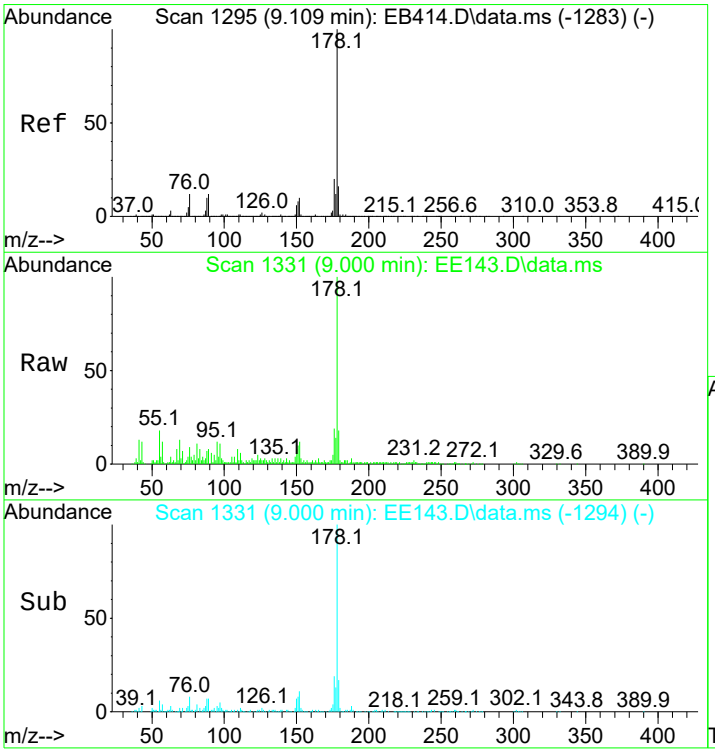

#112
Phenanthrene
Concen: 3.15 ppm
RT: 9.000 min Scan# 1331
Delta R.T. -0.001 min
Lab File: EE143.D
Acq: 17 Jun 2021 4:38 pm

Tgt Ion:178 Resp: 66403

Ion	Ratio	Lower	Upper
178	100		
179	16.0	0.0	35.5
176	18.8	0.7	40.7

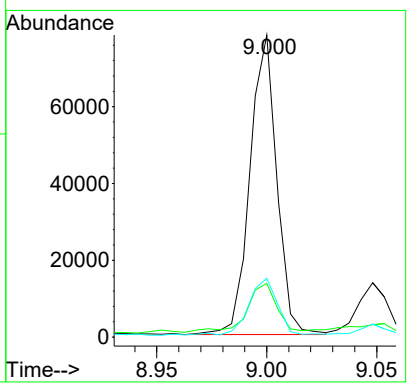

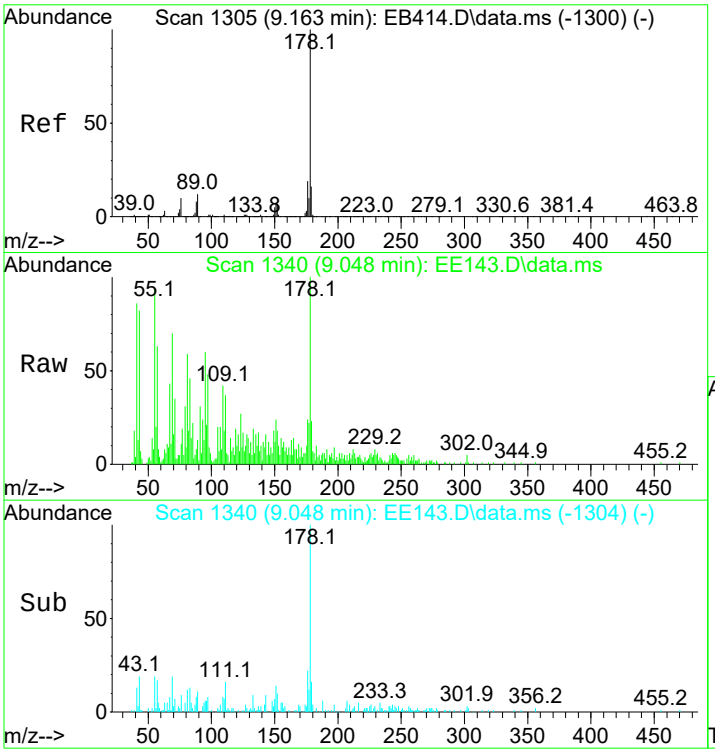

#113
Anthracene
Concen: 0.60 ppm
RT: 9.048 min Scan# 1340
Delta R.T. -0.007 min
Lab File: EE143.D
Acq: 17 Jun 2021 4:38 pm

Tgt Ion:178 Resp: 12109

Ion	Ratio	Lower	Upper
178	100		
179	11.5	0.0	36.2
176	21.2	0.1	40.1

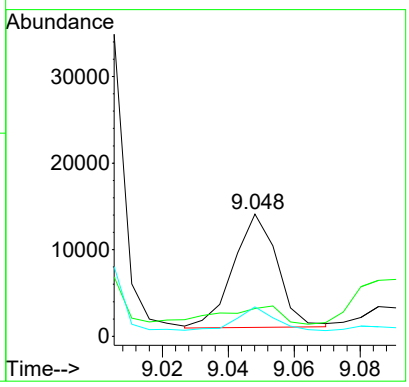

1st DM 06/21/21
2nd BA 06/21/21

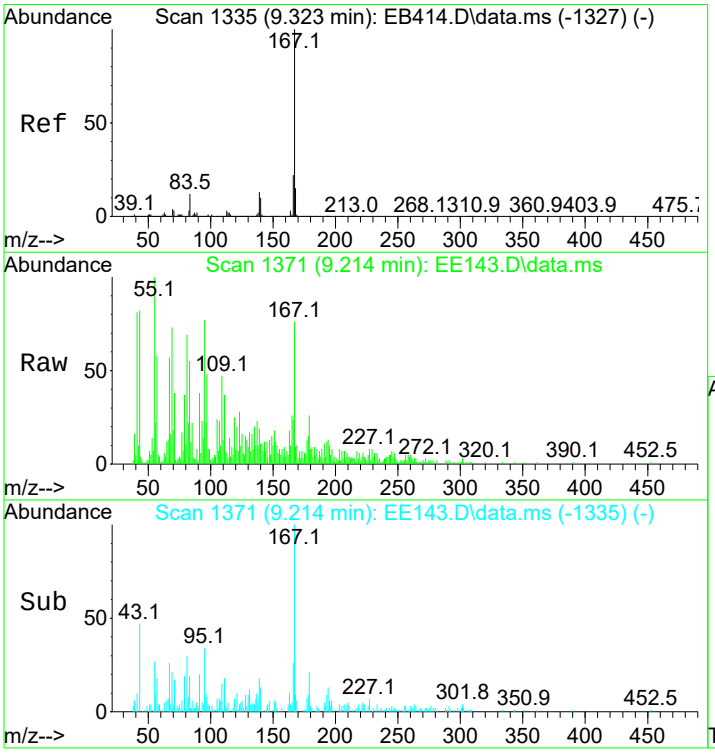

#114
Carbazole
Concen: 0.53 ppm
RT: 9.214 min Scan# 1371
Delta R.T. -0.007 min
Lab File: EE143.D
Acq: 17 Jun 2021 4:38 pm

Tgt Ion:167 Resp: 10771

Ion	Ratio	Lower	Upper
167	100		
166	25.5	3.3	43.3
139	16.4	0.0	33.3

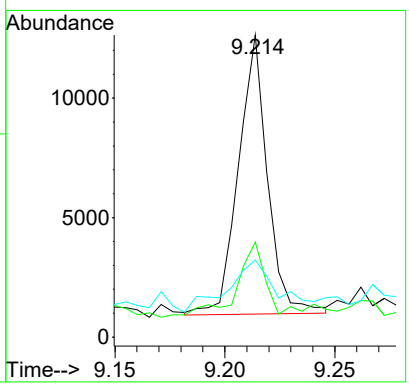

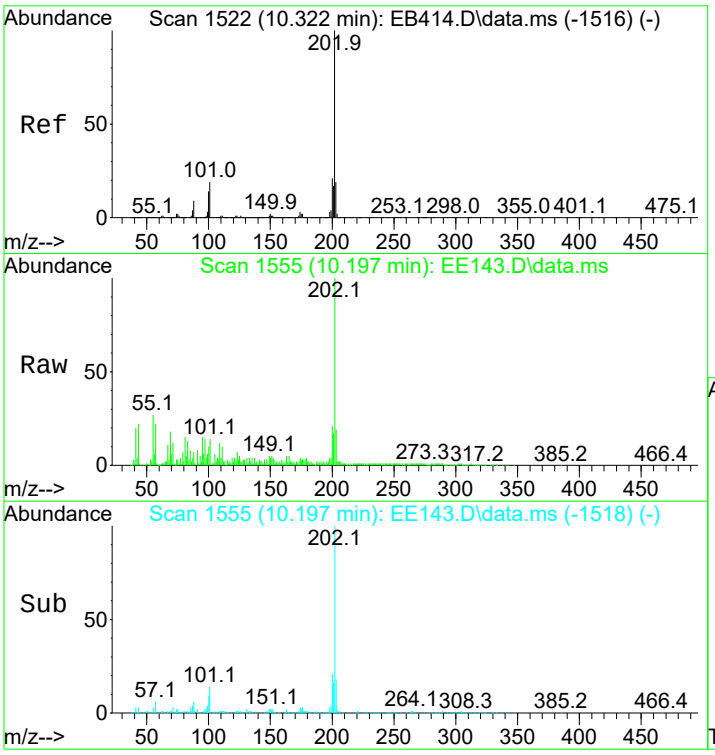

#117
Fluoranthene
Concen: 5.12 ppm
RT: 10.197 min Scan# 1555
Delta R.T. -0.001 min
Lab File: EE143.D
Acq: 17 Jun 2021 4:38 pm

Tgt Ion:202 Resp: 114756

Ion	Ratio	Lower	Upper
202	100		
101	13.4	0.0	37.0
203	17.9	0.0	38.4

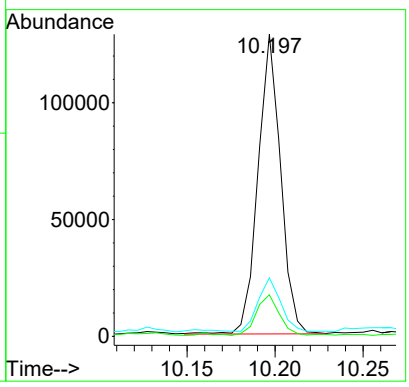

1st DM 06/21/21
2nd BA 06/21/21

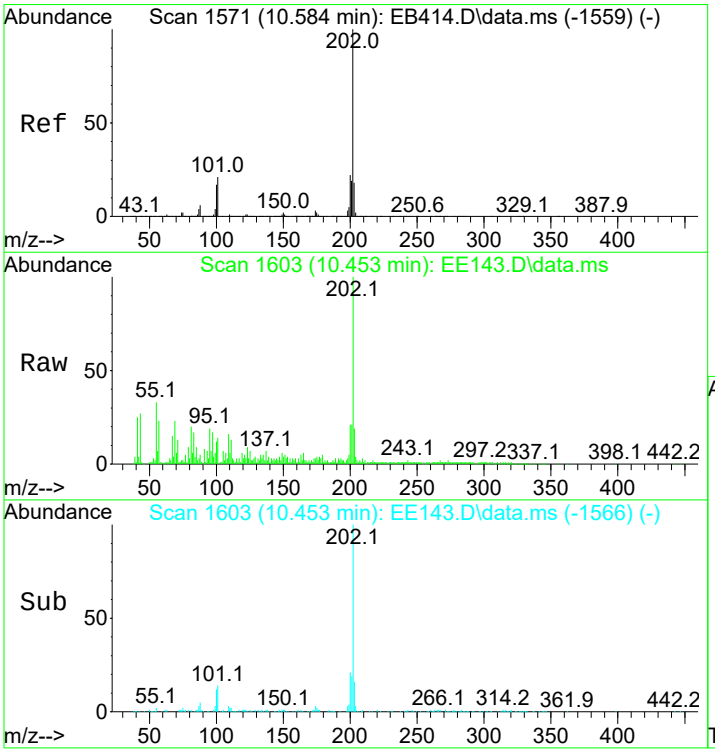

#124
Pyrene
Concen: 4.63 ppm
RT: 10.453 min Scan# 1603
Delta R.T. -0.001 min
Lab File: EE143.D
Acq: 17 Jun 2021 4:38 pm

Tgt Ion:202 Resp: 102440

Ion	Ratio	Lower	Upper
202	100		
200	20.8	2.7	42.7
203	16.8	0.0	38.2

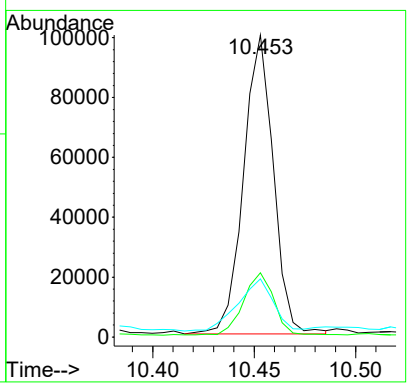

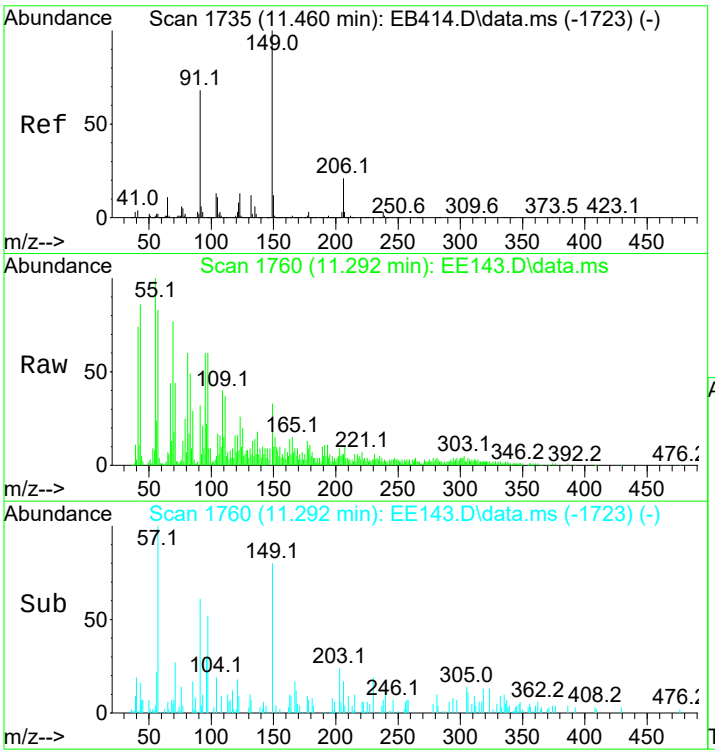

#129
Butyl benzyl phthalate
Concen: 0.63 ppm
RT: 11.292 min Scan# 1760
Delta R.T. -0.001 min
Lab File: EE143.D
Acq: 17 Jun 2021 4:38 pm

Tgt Ion:149 Resp: 7217

Ion	Ratio	Lower	Upper
149	100		
91	57.7	54.0	94.0
206	9.9	1.2	41.2

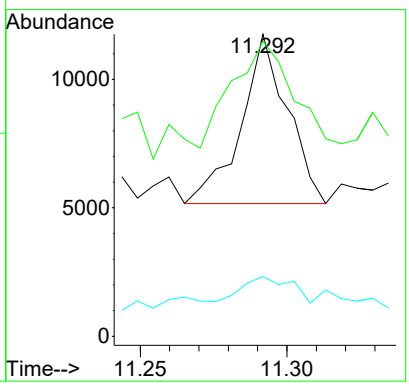

1st DM 06/21/21
2nd BA 06/21/21

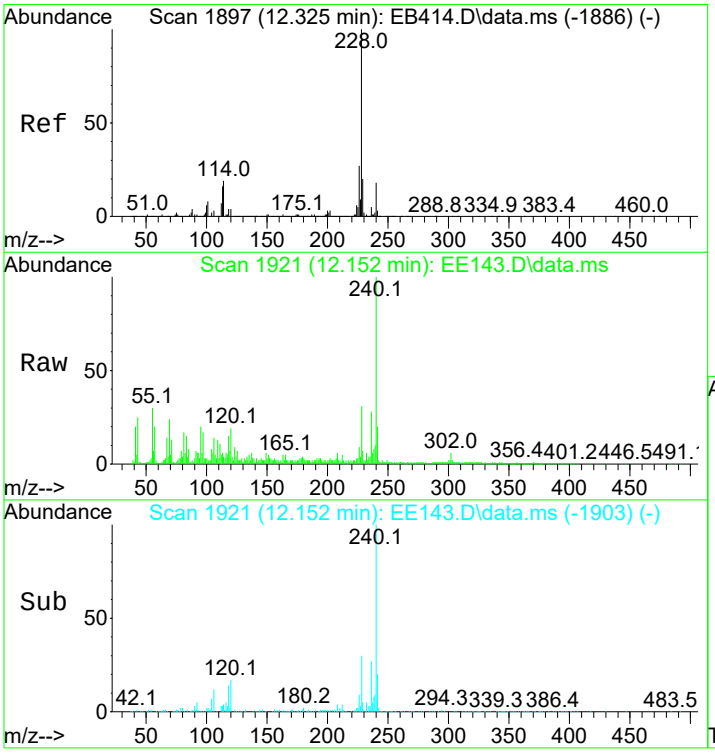

#133
Benzo(a)anthracene
Concen: 2.45 ppm
RT: 12.152 min Scan# 1921
Delta R.T. -0.001 min
Lab File: EE143.D
Acq: 17 Jun 2021 4:38 pm

Tgt Ion:228 Resp: 53092

Ion	Ratio	Lower	Upper
228	100		
229	18.6	0.2	40.2
226	29.4	8.6	48.6

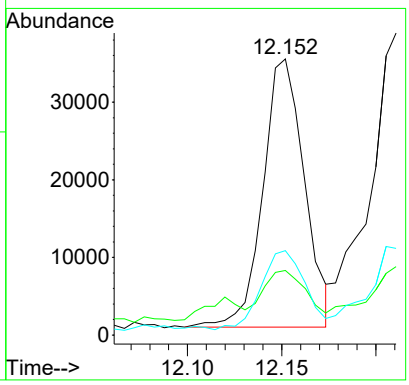

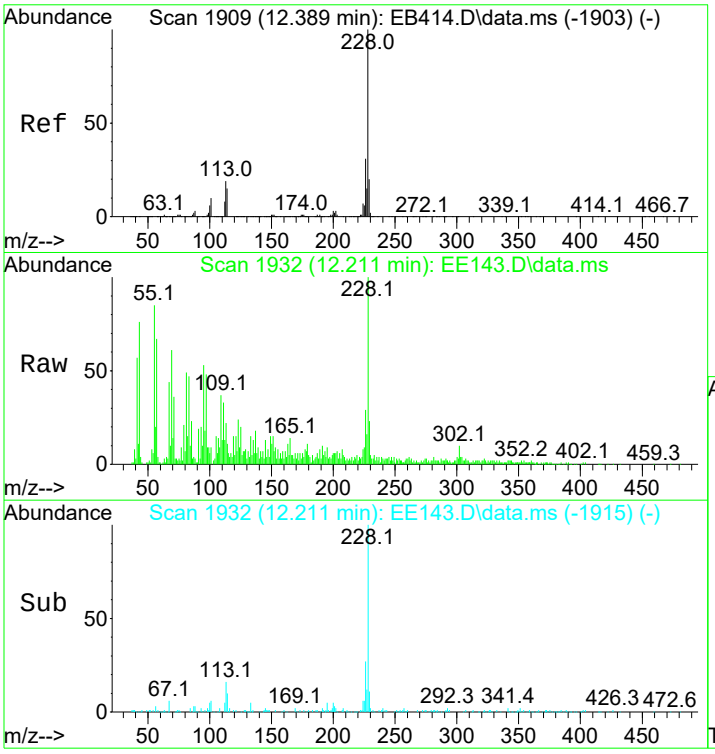

#134
Chrysene
Concen: 2.83 ppm
RT: 12.211 min Scan# 1932
Delta R.T. -0.007 min
Lab File: EE143.D
Acq: 17 Jun 2021 4:38 pm

Tgt Ion:228 Resp: 58928

Ion	Ratio	Lower	Upper
228	100		
226	27.7	11.0	51.0
229	18.2	0.2	40.2

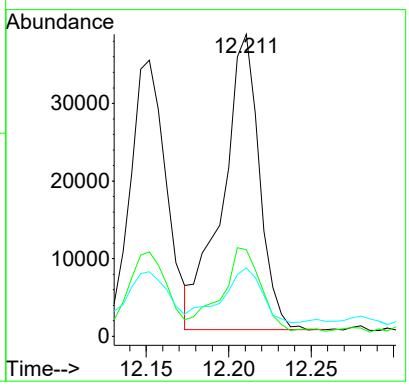

1st DM 06/21/21
2nd BA 06/21/21

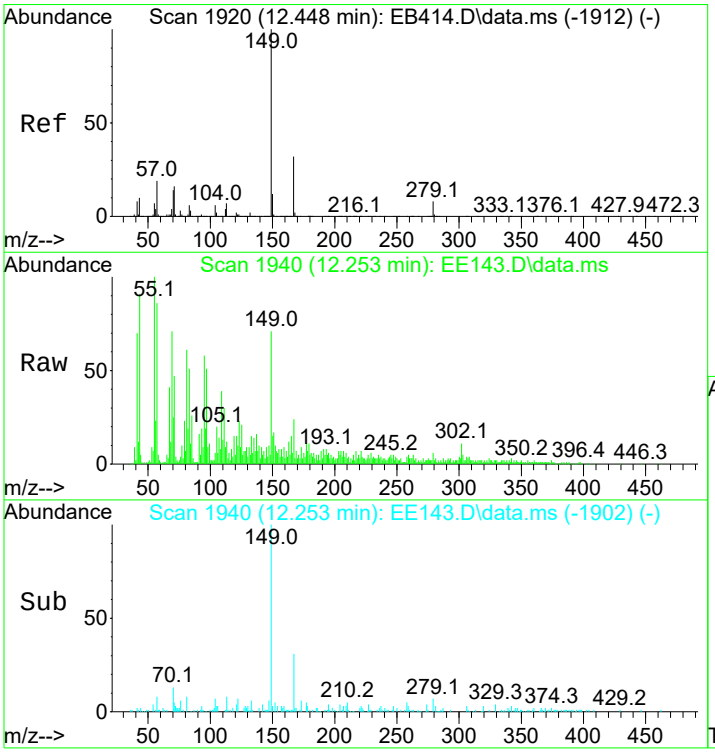

#135
bis(2-Ethylhexyl)phthalate
Concen: 1.87 ppm
RT: 12.253 min Scan# 1940
Delta R.T. 0.004 min
Lab File: EE143.D
Acq: 17 Jun 2021 4:38 pm

Tgt Ion:149 Resp: 29270

Ion	Ratio	Lower	Upper
149	100		
167	31.9	11.1	51.1
279	6.4	0.0	26.2

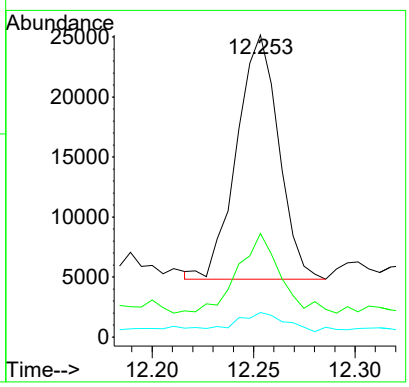

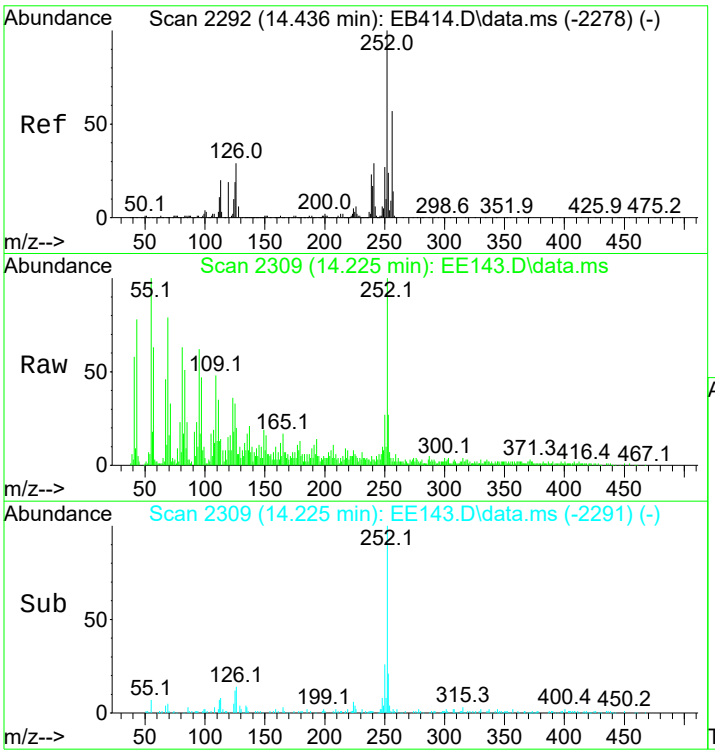

#139
Benzo(b)Fluoranthene
Concen: 3.16 ppm
RT: 14.225 min Scan# 2309
Delta R.T. -0.001 min
Lab File: EE143.D
Acq: 17 Jun 2021 4:38 pm

Tgt Ion:252 Resp: 70662

Ion	Ratio	Lower	Upper
252	100		
253	23.4	4.1	44.1
125	13.7	0.0	37.7

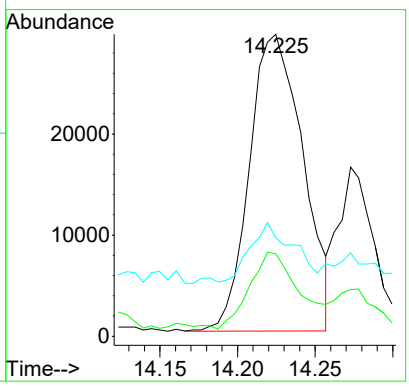

1st DM 06/21/21
2nd BA 06/21/21

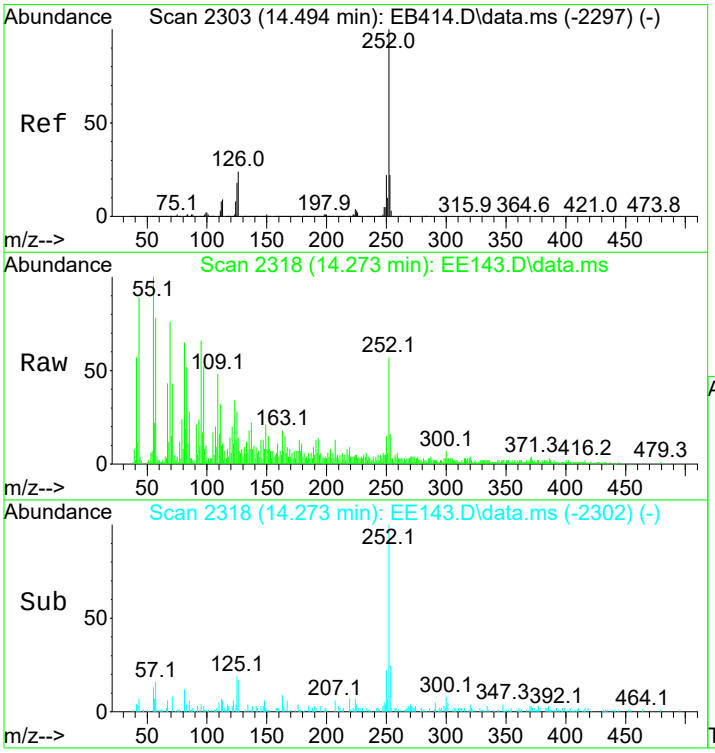

#140
Benzo(k)fluoranthene
Concen: 1.27 ppm
RT: 14.273 min Scan# 2318
Delta R.T. -0.012 min
Lab File: EE143.D
Acq: 17 Jun 2021 4:38 pm

Tgt Ion:252 Resp: 26623

Ion	Ratio	Lower	Upper
252	100		
253	17.5	1.8	41.8
125	13.9	0.0	34.9

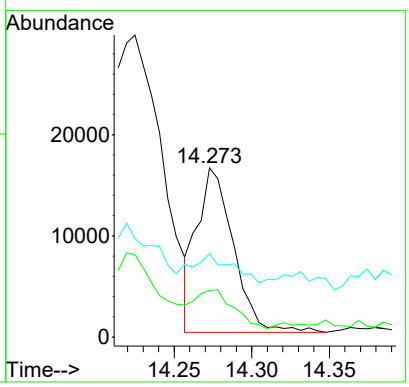

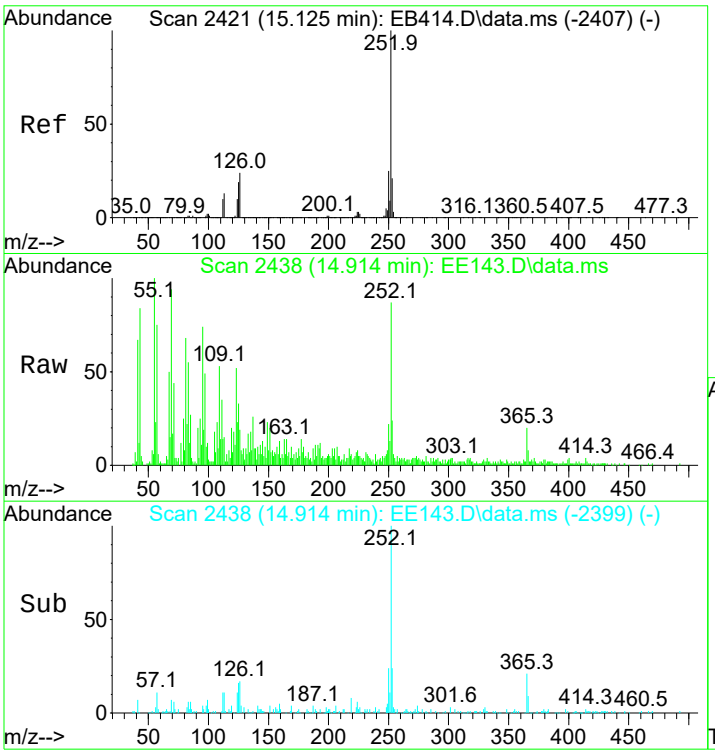

#141
Benzo(a)pyrene
Concen: 2.84 ppm
RT: 14.914 min Scan# 2438
Delta R.T. 0.009 min
Lab File: EE143.D
Acq: 17 Jun 2021 4:38 pm

Tgt Ion:252 Resp: 47808

Ion	Ratio	Lower	Upper
252	100		
253	24.8	1.7	41.7
125	17.3	0.0	36.2

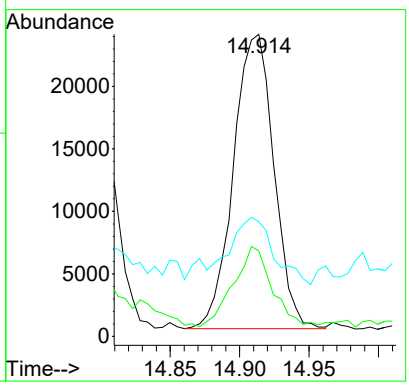

1st DM 06/21/21
2nd BA 06/21/21

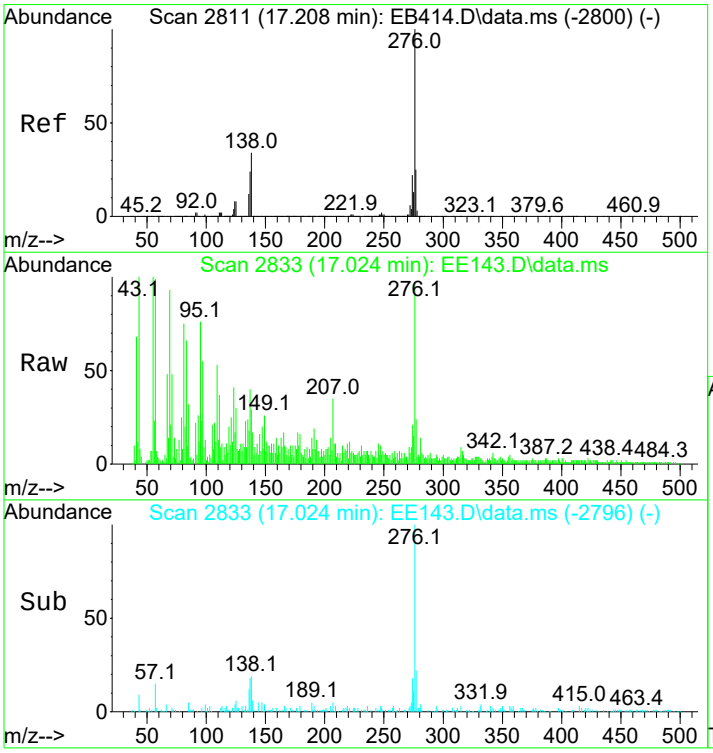

#143
Indeno(1,2,3-cd)Pyrene
Concen: 2.06 ppm
RT: 17.024 min Scan# 2833
Delta R.T. -0.001 min
Lab File: EE143.D
Acq: 17 Jun 2021 4:38 pm

Tgt Ion:276 Resp: 36107

Ion	Ratio	Lower	Upper
276	100		
138	20.0	7.4	47.4

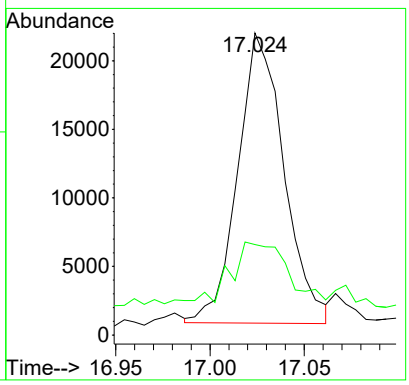

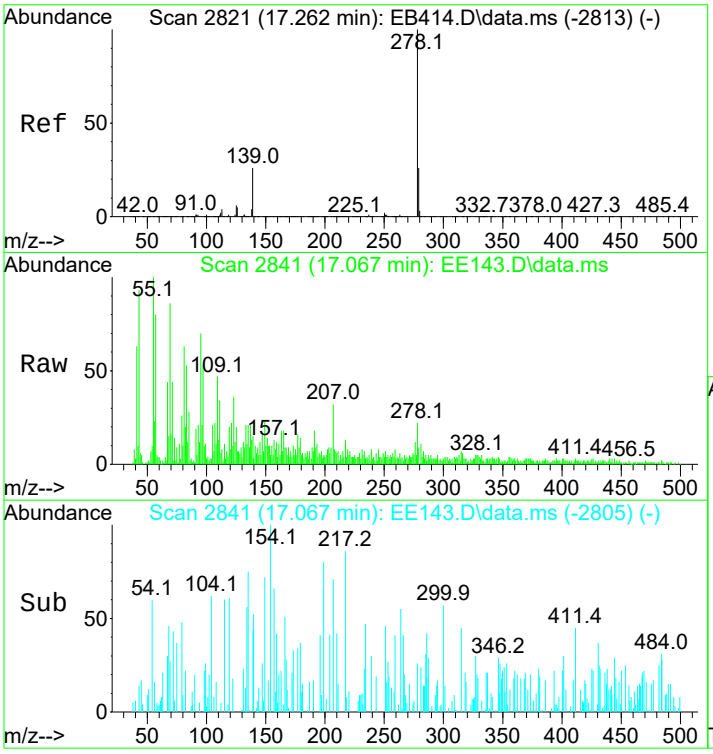

#144
Dibenz(a,h)anthracene
Concen: 0.51 ppm
RT: 17.067 min Scan# 2841
Delta R.T. -0.007 min
Lab File: EE143.D
Acq: 17 Jun 2021 4:38 pm

Tgt Ion:278 Resp: 9564

Ion	Ratio	Lower	Upper
278	100		
139	34.0	3.3	43.3
279	28.7	4.0	44.0

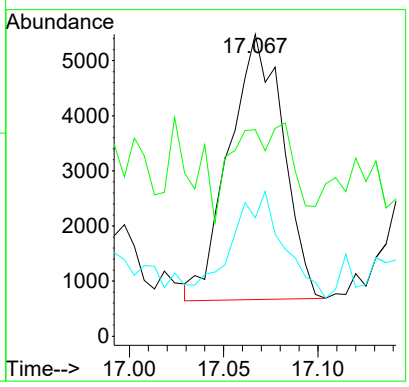

1st DM 06/21/21
2nd BA 06/21/21

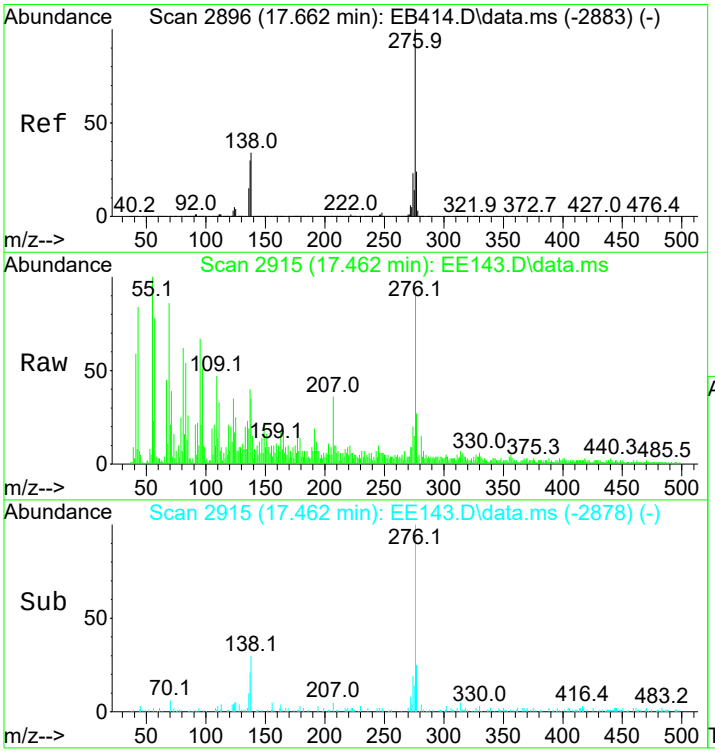

#145
Benzo(g,h,i)perylene
Concen: 2.32 ppm
RT: 17.462 min Scan# 2915
Delta R.T. -0.001 min
Lab File: EE143.D
Acq: 17 Jun 2021 4:38 pm

Tgt Ion:276 Resp: 37832

Ion	Ratio	Lower	Upper
276	100		
138	29.1	10.9	50.9
277	26.3	3.4	43.4

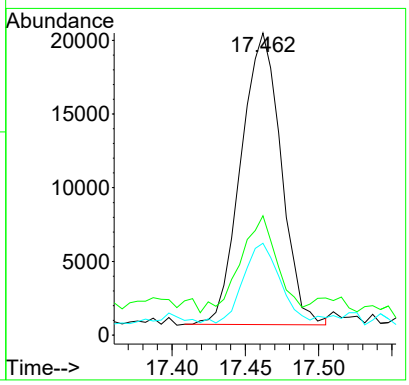

1st DM 06/21/21
2nd BA 06/21/21

Quantitation Report (QT Reviewed)

Data Path : I:\ACQUDATA\5973A\DATA\061721\
Data File : EE144.D
Acq On : 17 Jun 2021 5:07 pm
Operator : JMisiurewicz
Sample : R2105887-012
Misc : 381371 8270D SOIL
ALS Vial : 14 Sample Multiplier: 1

Quant Time: Jun 21 08:18:59 2021
Quant Method : I:\ACQUDATA\5973A\METHODS\8270041621A.M
Quant Title : 8270 BNA ANALYSIS
QLast Update : Mon Jun 21 08:17:32 2021
Response via : Initial Calibration

Compound	R.T.	QIon	Response	Conc Units	Dev(Min)
Internal Standards					
1) d4-1,4-Dichlorobenzene	4.638	152	210960	40.00 ppm	0.00
34) d8-Naphthalene	5.808	136	794828	40.00 ppm	0.00
58) d10-Acenaphthene	7.512	164	406140	40.00 ppm	0.00
92) d10-Phenanthrene	8.976	188	689612	40.00 ppm	0.00
118) d12-Chrysene	12.165	240	620620	40.00 ppm	0.00
136) d12-Perylene	15.034	264	663738	40.00 ppm	0.00
System Monitoring Compounds					
8) SURR1,2-FLUOROPHENOL	3.554	112	386802	56.58 ppm	0.00
Spiked Amount 100.000	Range 10 - 88		Recovery = 56.58%		
13) SURR2,PHENOL-D6	4.328	99	505690	55.62 ppm	0.00
Spiked Amount 100.000	Range 10 - 145		Recovery = 55.62%		
35) SURR4,NITROBENZENE-D5	5.135	82	201591	28.41 ppm	0.00
Spiked Amount 50.000	Range 10 - 95		Recovery = 56.82%		
64) SURR5,2-FLUOROBIPHENYL	6.850	172	453899	33.28 ppm	0.00
Spiked Amount 50.000	Range 10 - 102		Recovery = 66.56%		
89) SURR3,2,4,6-TRIBROMOPH...	8.292	330	160092	86.76 ppm	0.00
Spiked Amount 100.000	Range 10 - 109		Recovery = 86.76%		
125) SURR6,TERPHENYL-D14	10.637	244	746113	49.04 ppm	0.00
Spiked Amount 50.000	Range 10 - 106		Recovery = 98.08%		
Target Compounds					Qvalue
112) Phenanthrene	8.997	178	17742	0.941 ppm	97
117) Fluoranthene	10.194	202	45564	2.274 ppm	94
124) Pyrene	10.450	202	40126	2.001 ppm	100
133) Benzo(a)anthracene	12.144	228	25093	1.278 ppm	94
134) Chrysene	12.208	228	24437	1.295 ppm	94
139) Benzo(b)Fluoranthene	14.211	252	35427	1.792 ppm	95
140) Benzo(k)fluoranthene	14.270	252	12355	0.665 ppm	83
141) Benzo(a)pyrene	14.900	252	24812	1.667 ppm	94
143) Indeno(1,2,3-cd)Pyrene	17.021	276	20420	1.319 ppm	97
144) Dibenz(a,h)anthracene	17.064	278	5113	0.308 ppm	80
145) Benzo(g,h,i)perylene	17.449	276	20723	1.435 ppm	97

(#) = qualifier out of range (m) = manual integration (+) = signals summed

Quantitation Report (QT Reviewed)

1st DM 06/21/21
2nd BA 06/21/21

Data Path : I:\ACQUDATA\5973A\DATA\061721\
Data File : EE144.D
Acq On : 17 Jun 2021 5:07 pm
Operator : JMisiurewicz
Sample : R2105887-012
Misc : 381371 8270D SOIL
ALS Vial : 14 Sample Multiplier: 1

Quant Time: Jun 21 08:18:59 2021
Quant Method : I:\ACQUDATA\5973A\METHODS\8270041621A.M
Quant Title : 8270 BNA ANALYSIS
QLast Update : Mon Jun 21 08:17:32 2021
Response via : Initial Calibration

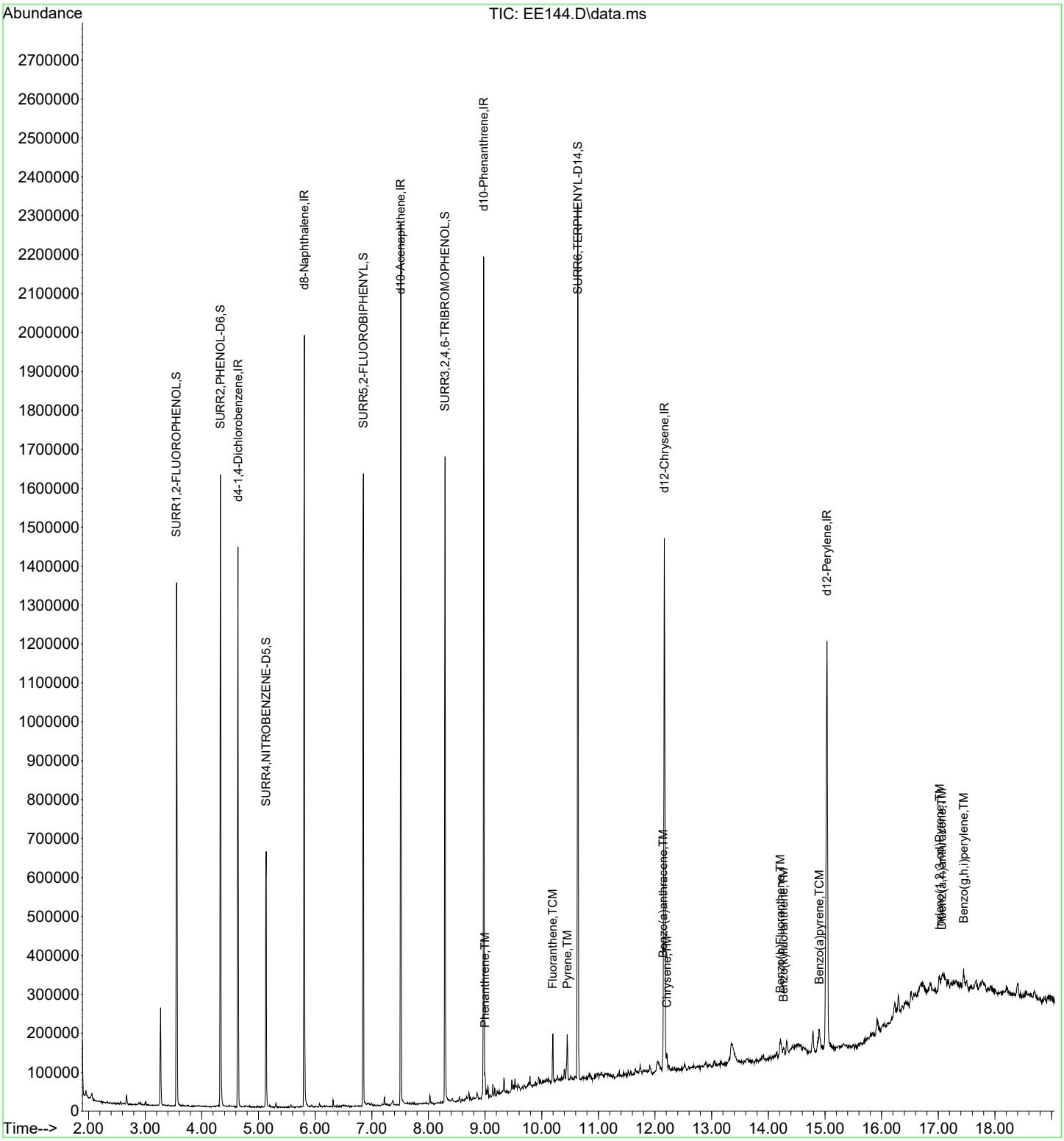

1st DM 06/21/21
2nd BA 06/21/21

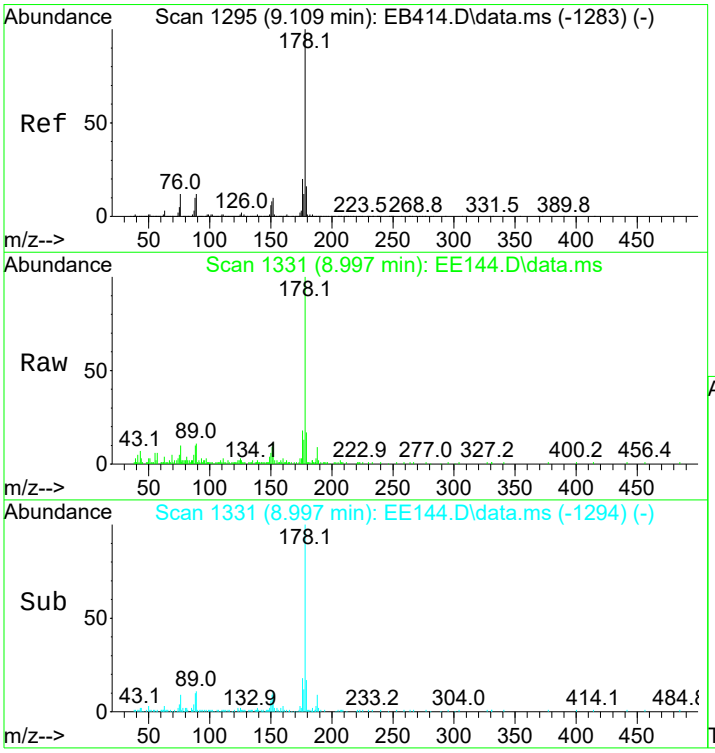

#112
Phenanthrene
Concen: 0.94 ppm
RT: 8.997 min Scan# 1331
Delta R.T. -0.004 min
Lab File: EE144.D
Acq: 17 Jun 2021 5:07 pm

Tgt Ion:178 Resp: 17742

Ion	Ratio	Lower	Upper
178	100		
179	15.8	0.0	35.5
176	18.5	0.7	40.7

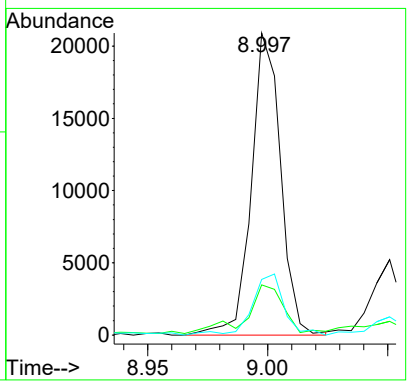

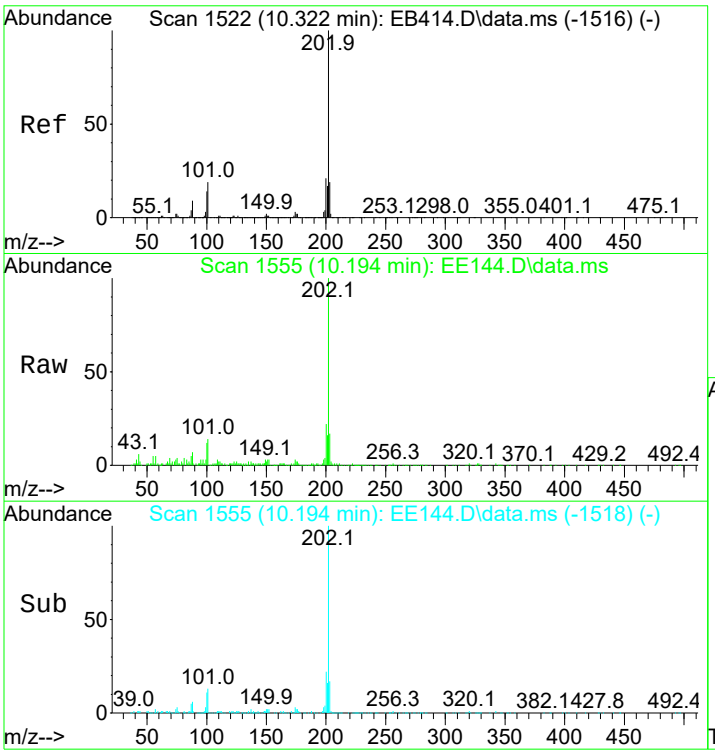

#117
Fluoranthene
Concen: 2.27 ppm
RT: 10.194 min Scan# 1555
Delta R.T. -0.004 min
Lab File: EE144.D
Acq: 17 Jun 2021 5:07 pm

Tgt Ion:202 Resp: 45564

Ion	Ratio	Lower	Upper
202	100		
101	13.3	0.0	37.0
203	16.7	0.0	38.4

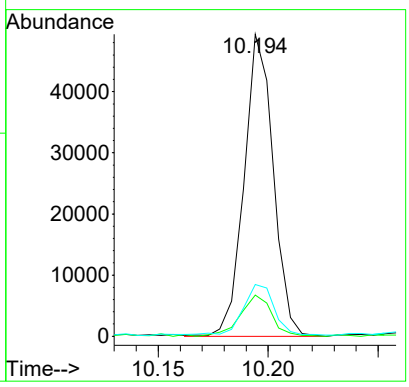

1st DM 06/21/21
2nd BA 06/21/21

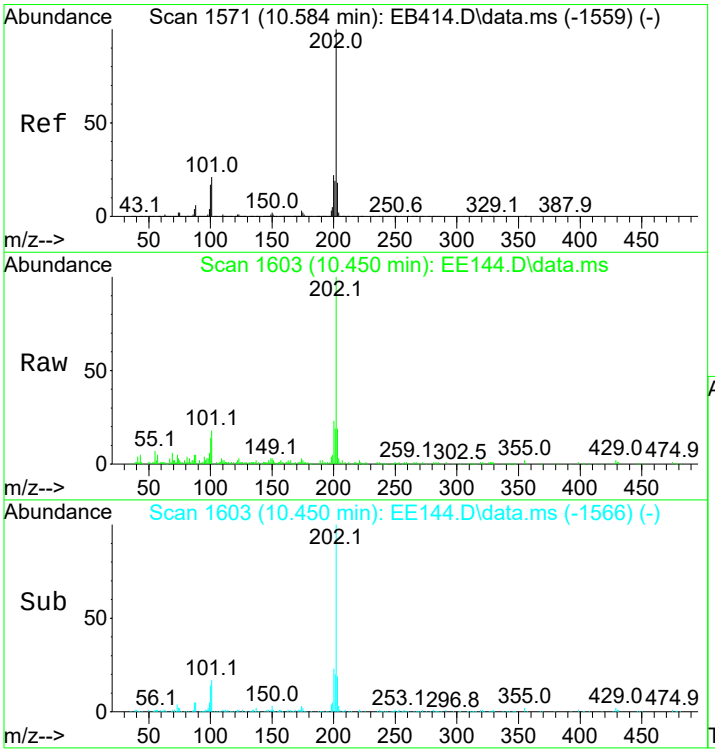

#124
Pyrene
Concen: 2.00 ppm
RT: 10.450 min Scan# 1603
Delta R.T. -0.004 min
Lab File: EE144.D
Acq: 17 Jun 2021 5:07 pm

Tgt Ion:202 Resp: 40126

Ion	Ratio	Lower	Upper
202	100		
200	22.7	2.7	42.7
203	18.6	0.0	38.2

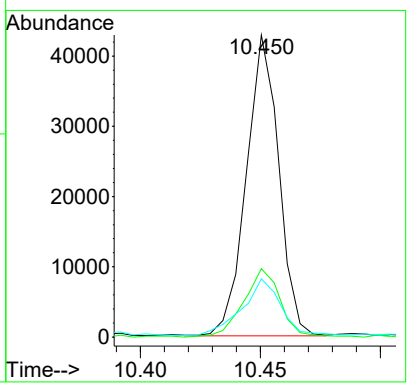

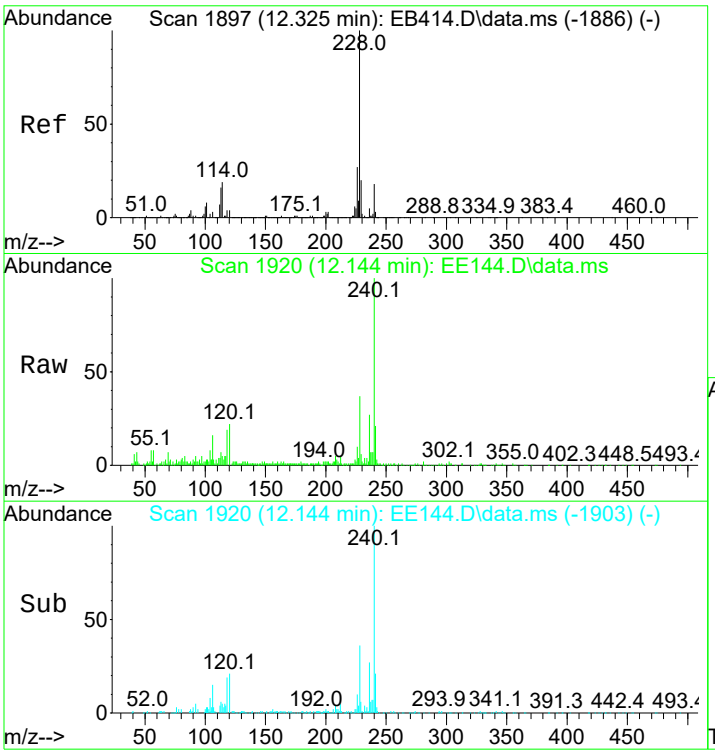

#133
Benzo(a)anthracene
Concen: 1.28 ppm
RT: 12.144 min Scan# 1920
Delta R.T. -0.009 min
Lab File: EE144.D
Acq: 17 Jun 2021 5:07 pm

Tgt Ion:228 Resp: 25093

Ion	Ratio	Lower	Upper
228	100		
229	15.4	0.2	40.2
226	27.1	8.6	48.6

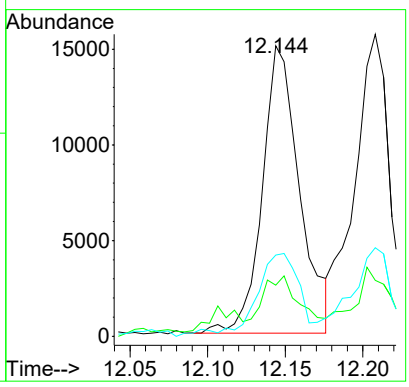

1st DM 06/21/21
2nd BA 06/21/21

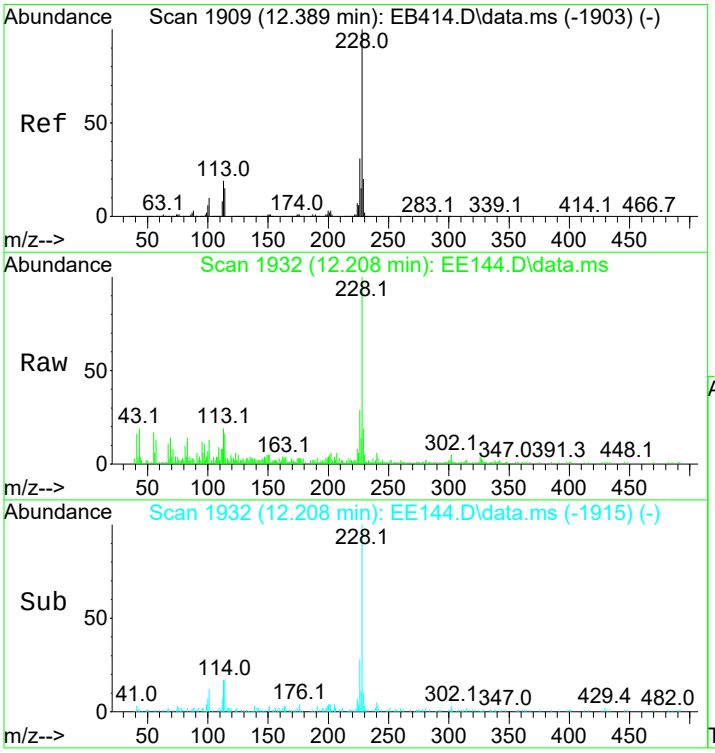

#134
Chrysene
Concen: 1.29 ppm
RT: 12.208 min Scan# 1932
Delta R.T. -0.009 min
Lab File: EE144.D
Acq: 17 Jun 2021 5:07 pm

Tgt Ion:228 Resp: 24437

Ion	Ratio	Lower	Upper
228	100		
226	28.8	11.0	51.0
229	15.6	0.2	40.2

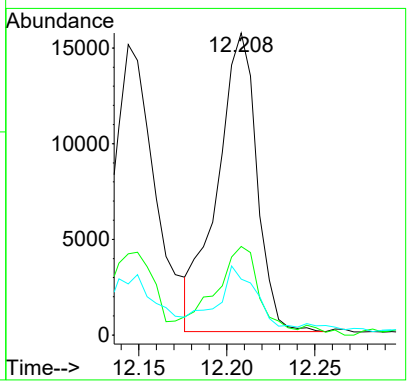

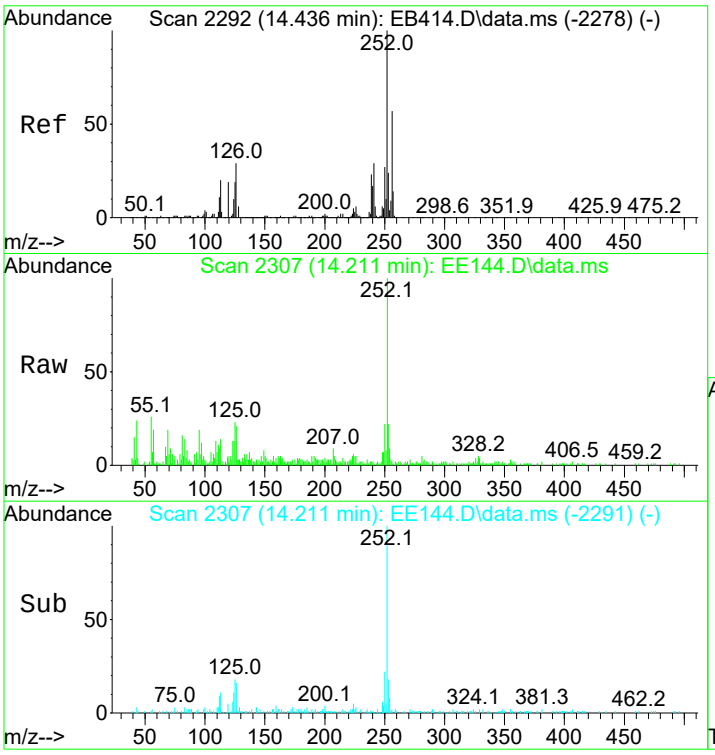

#139
Benzo(b)Fluoranthene
Concen: 1.79 ppm
RT: 14.211 min Scan# 2307
Delta R.T. -0.015 min
Lab File: EE144.D
Acq: 17 Jun 2021 5:07 pm

Tgt Ion:252 Resp: 35427

Ion	Ratio	Lower	Upper
252	100		
253	20.1	4.1	44.1
125	17.4	0.0	37.7

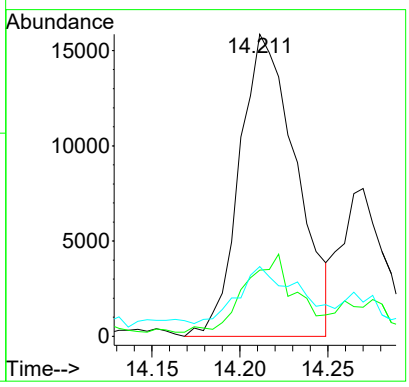

1st DM 06/21/21
2nd BA 06/21/21

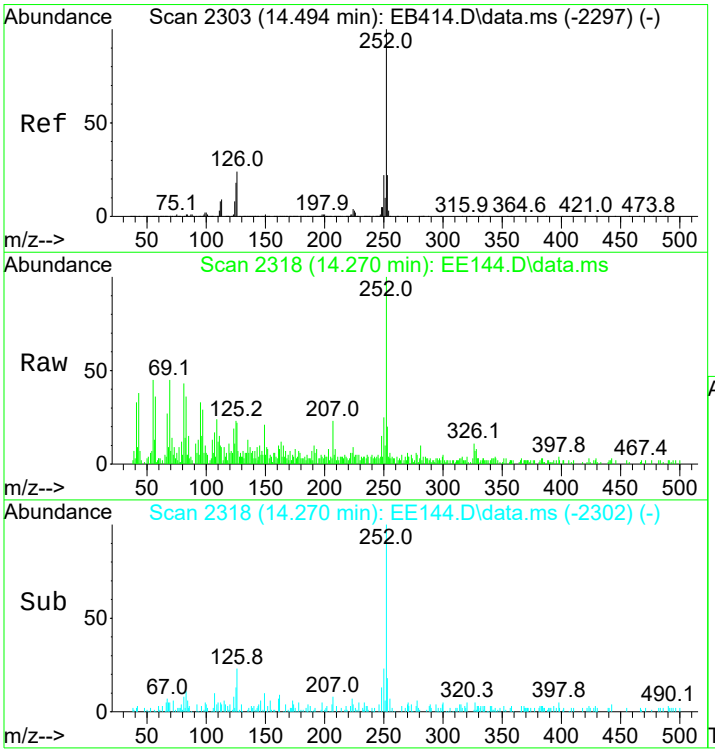

#140
Benzo(k)fluoranthene
Concen: 0.67 ppm
RT: 14.270 min Scan# 2318
Delta R.T. -0.015 min
Lab File: EE144.D
Acq: 17 Jun 2021 5:07 pm

Tgt Ion:252 Resp: 12355

Ion	Ratio	Lower	Upper
252	100		
253	14.4	1.8	41.8
125	7.0	0.0	34.9

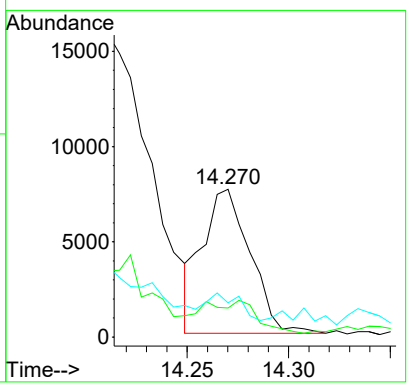

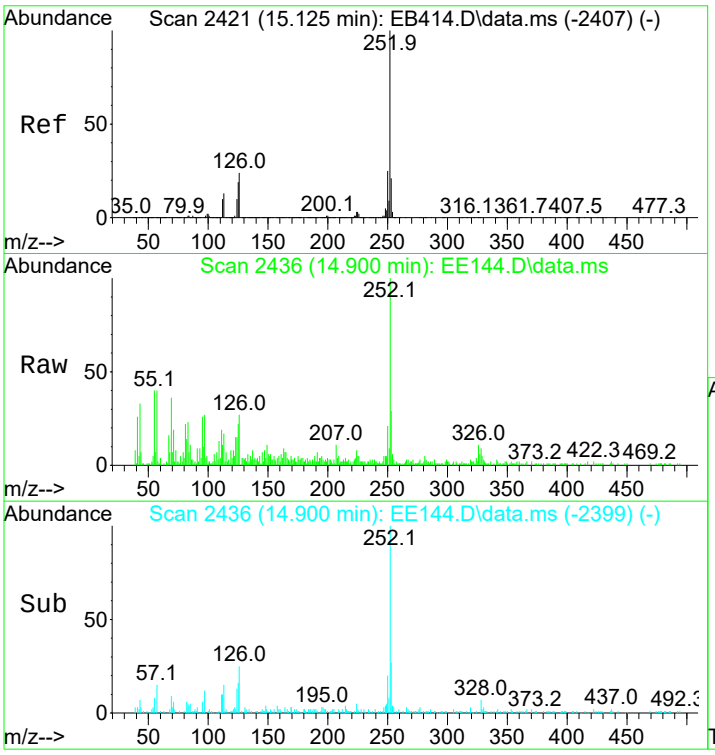

#141
Benzo(a)pyrene
Concen: 1.67 ppm
RT: 14.900 min Scan# 2436
Delta R.T. -0.004 min
Lab File: EE144.D
Acq: 17 Jun 2021 5:07 pm

Tgt Ion:252 Resp: 24812

Ion	Ratio	Lower	Upper
252	100		
253	26.1	1.7	41.7
125	16.8	0.0	36.2

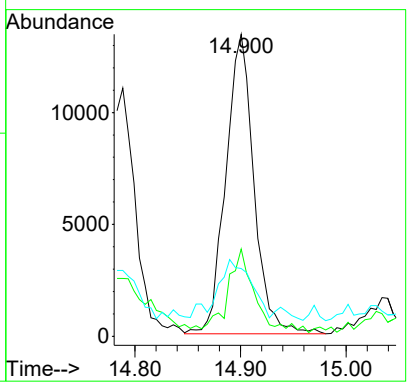

1st DM 06/21/21
2nd BA 06/21/21

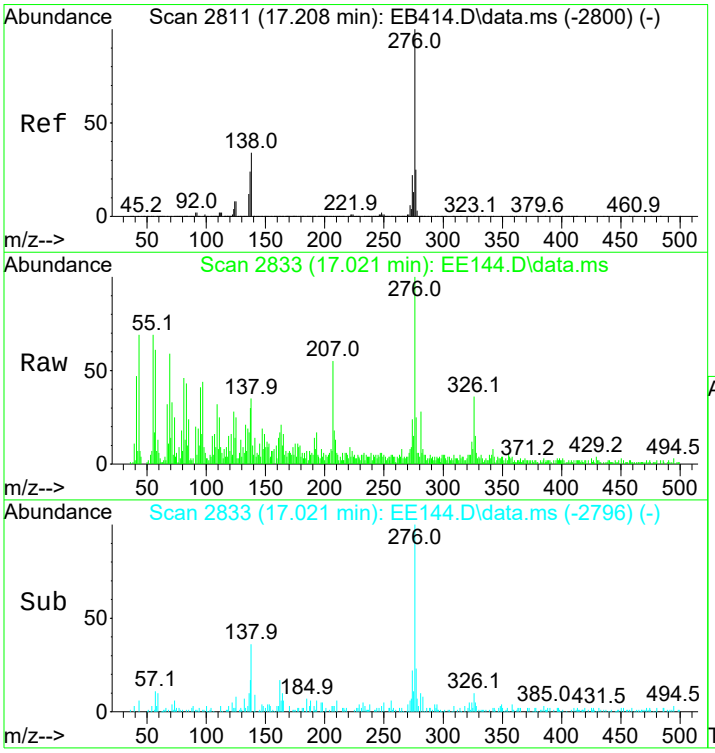

#143
Indeno(1,2,3-cd)Pyrene
Concen: 1.32 ppm
RT: 17.021 min Scan# 2833
Delta R.T. -0.004 min
Lab File: EE144.D
Acq: 17 Jun 2021 5:07 pm

Tgt Ion:276 Resp: 20420

Ion	Ratio	Lower	Upper
276	100		
138	26.1	7.4	47.4

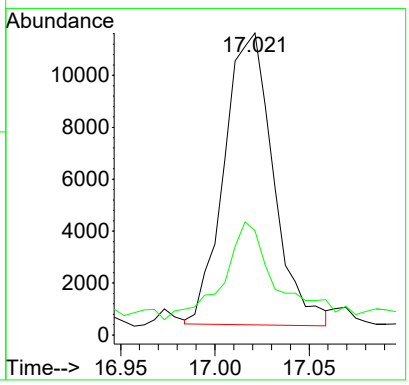

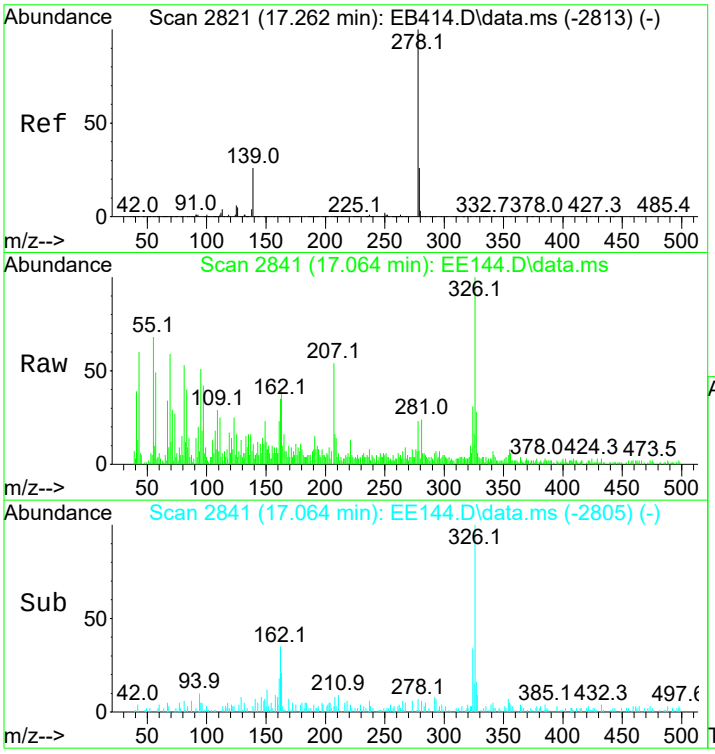

#144
Dibenz(a,h)anthracene
Concen: 0.31 ppm
RT: 17.064 min Scan# 2841
Delta R.T. -0.009 min
Lab File: EE144.D
Acq: 17 Jun 2021 5:07 pm

Tgt Ion:278 Resp: 5113

Ion	Ratio	Lower	Upper
278	100		
139	9.1	3.3	43.3
279	18.4	4.0	44.0

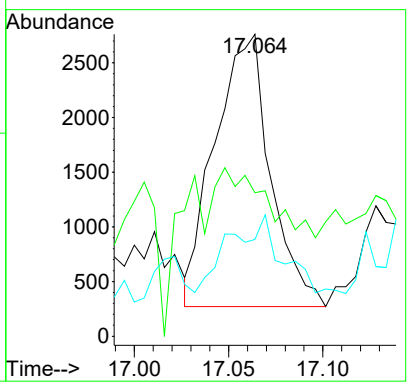

1st DM 06/21/21
2nd BA 06/21/21

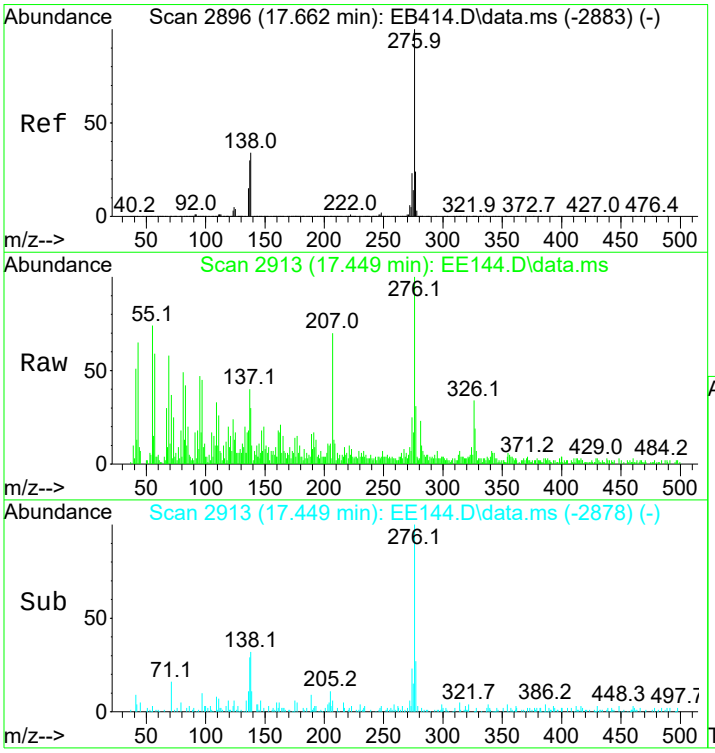

#145
Benzo(g,h,i)perylene
Concen: 1.44 ppm
RT: 17.449 min Scan# 2913
Delta R.T. -0.015 min
Lab File: EE144.D
Acq: 17 Jun 2021 5:07 pm

Tgt Ion:276 Resp: 20723

Ion	Ratio	Lower	Upper
276	100		
138	32.4	10.9	50.9
277	25.6	3.4	43.4

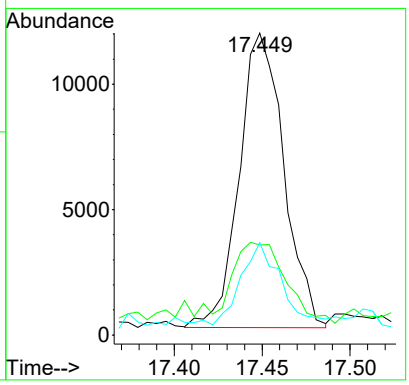

1st DM 06/21/21
2nd BA 06/21/21

Quantitation Report (QT Reviewed)

Data Path : I:\ACQUDATA\5973A\DATA\061721\
Data File : EE145.D
Acq On : 17 Jun 2021 5:34 pm
Operator : JMisiurewicz
Sample : R2105887-013
Misc : 381371 8270D SOIL
ALS Vial : 15 Sample Multiplier: 1

Quant Time: Jun 21 08:19:06 2021
Quant Method : I:\ACQUDATA\5973A\METHODS\8270041621A.M
Quant Title : 8270 BNA ANALYSIS
QLast Update : Mon Jun 21 08:17:32 2021
Response via : Initial Calibration

Compound	R.T.	QIon	Response	Conc	Units	Dev(Min)
Internal Standards						
1) d4-1,4-Dichlorobenzene	4.639	152	214557	40.00	ppm	0.00
34) d8-Naphthalene	5.809	136	823460	40.00	ppm	0.00
58) d10-Acenaphthene	7.513	164	405284	40.00	ppm	0.00
92) d10-Phenanthrene	8.977	188	730440	40.00	ppm	0.00
118) d12-Chrysene	12.166	240	625821	40.00	ppm	0.00
136) d12-Perylene	15.041	264	663430	40.00	ppm	0.00
System Monitoring Compounds						
8) SURR1,2-FLUOROPHENOL	3.555	112	450654	64.82	ppm	0.00
Spiked Amount 100.000	Range 10 - 88		Recovery = 64.82%			
13) SURR2,PHENOL-D6	4.330	99	592373	64.06	ppm	0.00
Spiked Amount 100.000	Range 10 - 145		Recovery = 64.06%			
35) SURR4,NITROBENZENE-D5	5.131	82	241894	32.91	ppm	0.00
Spiked Amount 50.000	Range 10 - 95		Recovery = 65.82%			
64) SURR5,2-FLUOROBIPHENYL	6.846	172	547039	40.19	ppm	0.00
Spiked Amount 50.000	Range 10 - 102		Recovery = 80.38%			
89) SURR3,2,4,6-TRIBROMOPH...	8.293	330	184780	100.35	ppm	0.00
Spiked Amount 100.000	Range 10 - 109		Recovery = 100.35%			
125) SURR6,TERPHENYL-D14	10.639	244	782146	50.99	ppm	0.00
Spiked Amount 50.000	Range 10 - 106		Recovery = 101.98%			
Target Compounds						Qvalue
11) Benzaldehyde	4.260	106	1489	0.283	ppm	79
46) Naphthalene	5.825	128	7468	0.346	ppm	97
56) 2-Methylnaphthalene	6.493	142	4365	0.301	ppm	90
57) 1-Methylnaphthalene	6.589	142	4102	0.293	ppm	84
71) Acenaphthylene	7.375	152	7370	0.412	ppm	96
74) Acenaphthene	7.540	153	6841	0.540	ppm	99
77) Dibenzofuran	7.711	168	4437	0.269	ppm	82
84) Fluorene	8.053	166	5054	0.378	ppm	98
112) Phenanthrene	8.999	178	142896	7.156	ppm	98
113) Anthracene	9.052	178	38681	2.032	ppm	94
114) Carbazole	9.212	167	8416	0.435	ppm	95
117) Fluoranthene	10.195	202	349739	16.480	ppm	97
124) Pyrene	10.452	202	367516	18.174	ppm	97
133) Benzo(a)anthracene	12.150	228	172687	8.720	ppm	99
134) Chrysene	12.209	228	161153	8.467	ppm	98
139) Benzo(b)Fluoranthene	14.223	252	239860	12.137	ppm	92
140) Benzo(k)fluoranthene	14.271	252	80382	4.331	ppm	97
141) Benzo(a)pyrene	14.907	252	193858	13.030	ppm	97
143) Indeno(1,2,3-cd)Pyrene	17.028	276	134589	8.696	ppm	91
144) Dibenz(a,h)anthracene	17.065	278	29731	1.791	ppm	87
145) Benzo(g,h,i)perylene	17.461	276	147027	10.188	ppm	91

(#) = qualifier out of range (m) = manual integration (+) = signals summed

Quantitation Report (QT Reviewed)

Data Path : I:\ACQUDATA\5973A\DATA\061721\
Data File : EE145.D
Acq On : 17 Jun 2021 5:34 pm
Operator : JMisiurewicz
Sample : R2105887-013
Misc : 381371 8270D SOIL
ALS Vial : 15 Sample Multiplier: 1

Quant Time: Jun 21 08:19:06 2021
Quant Method : I:\ACQUDATA\5973A\METHODS\8270041621A.M
Quant Title : 8270 BNA ANALYSIS
QLast Update : Mon Jun 21 08:17:32 2021
Response via : Initial Calibration

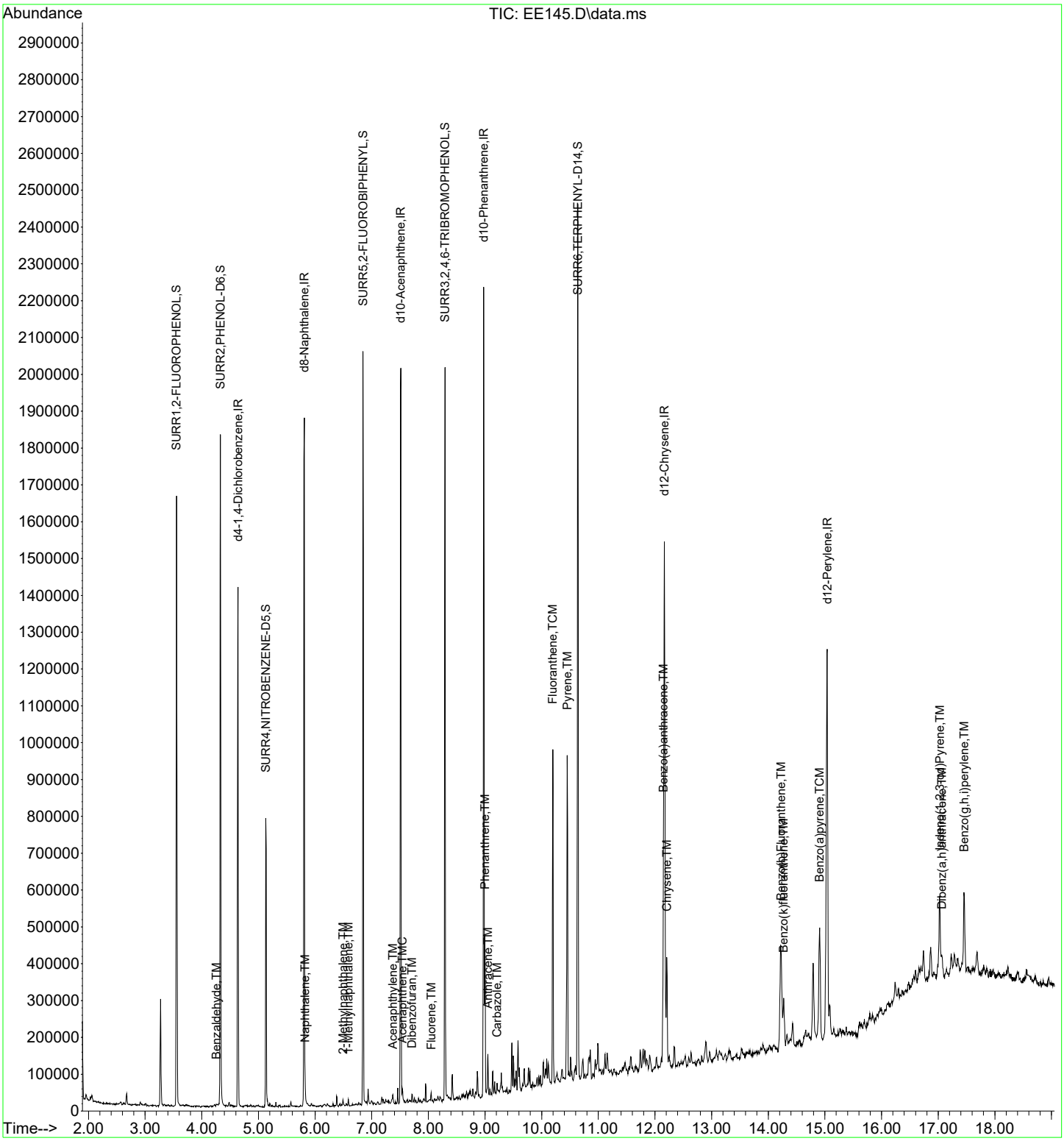

1st DM 06/21/21
2nd BA 06/21/21

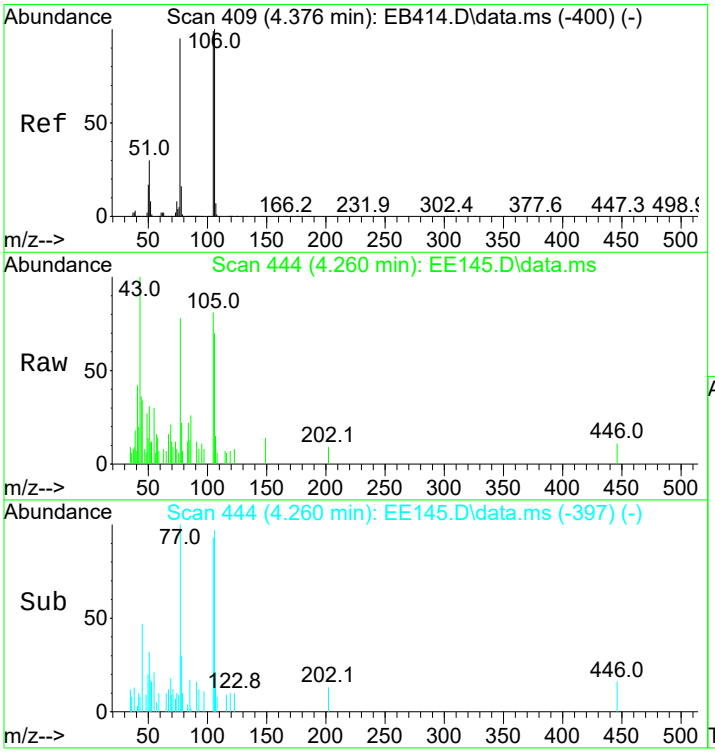

#11
Benzaldehyde
Concen: 0.28 ppm
RT: 4.260 min Scan# 444
Delta R.T. 0.003 min
Lab File: EE145.D
Acq: 17 Jun 2021 5:34 pm

Tgt Ion:106 Resp: 1489

Ion	Ratio	Lower	Upper
106	100		
77	78.6	71.6	133.0
51	35.8	31.9	59.2

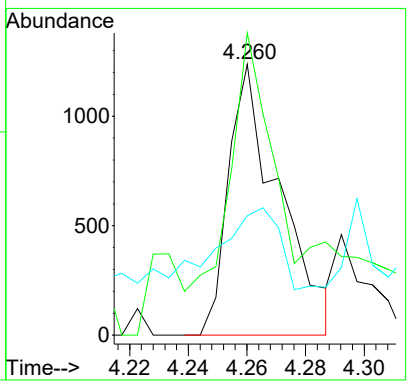

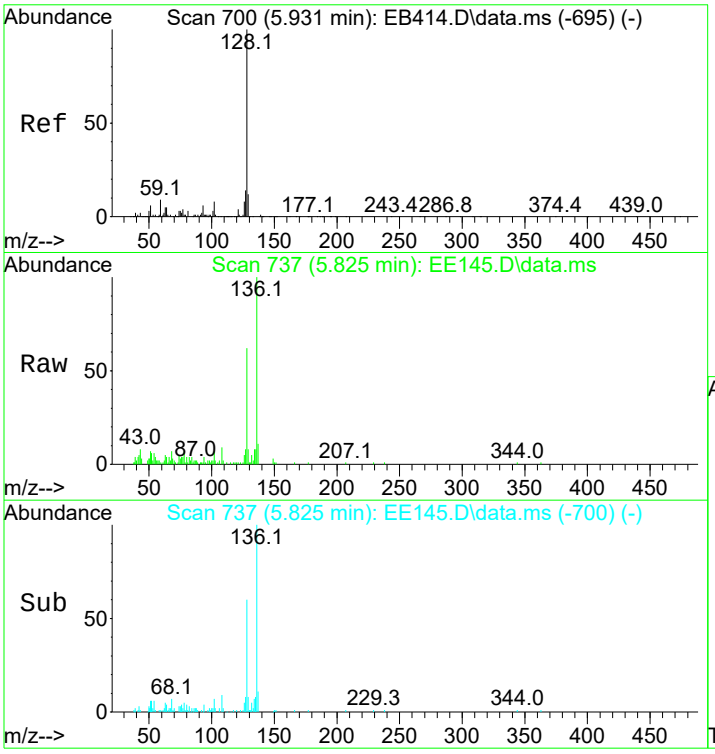

#46
Naphthalene
Concen: 0.35 ppm
RT: 5.825 min Scan# 737
Delta R.T. -0.003 min
Lab File: EE145.D
Acq: 17 Jun 2021 5:34 pm

Tgt Ion:128 Resp: 7468

Ion	Ratio	Lower	Upper
128	100		
129	12.5	0.0	31.5
127	12.3	0.0	33.9

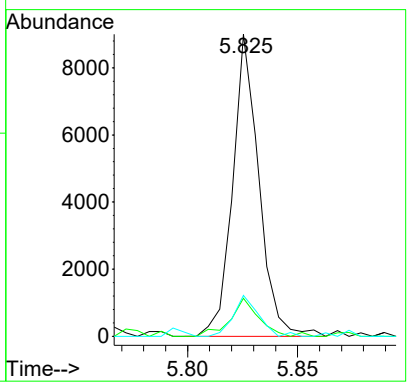

1st DM 06/21/21
2nd BA 06/21/21

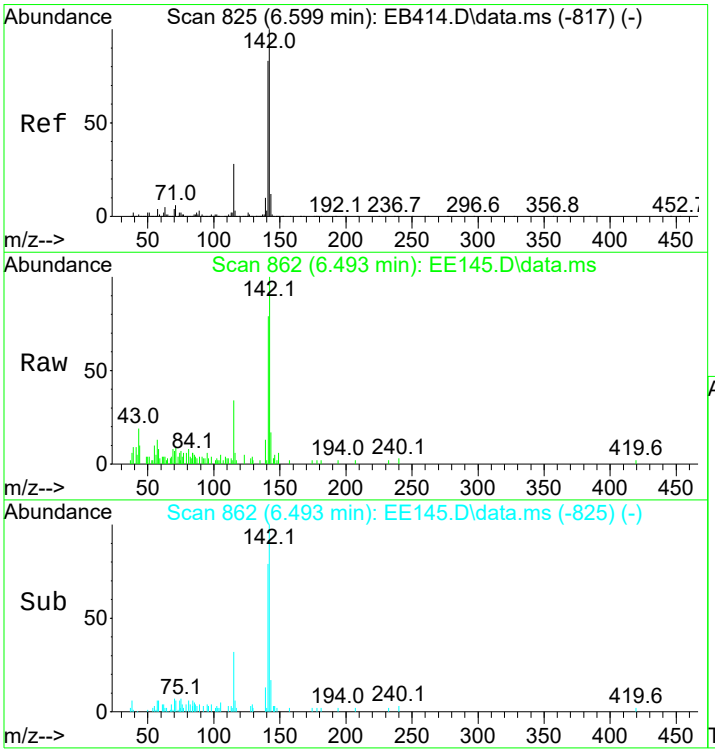

#56
2-Methylnaphthalene
Concen: 0.30 ppm
RT: 6.493 min Scan# 862
Delta R.T. -0.003 min
Lab File: EE145.D
Acq: 17 Jun 2021 5:34 pm

Tgt Ion:142 Resp: 4365

Ion	Ratio	Lower	Upper
142	100		
141	77.8	69.6	109.6
115	32.6	13.3	53.3

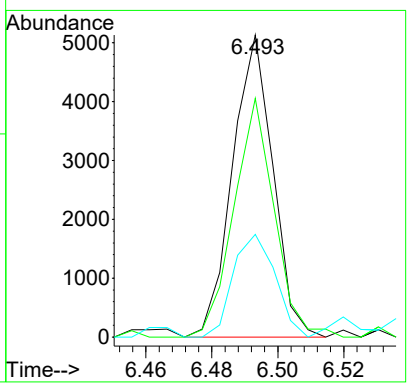

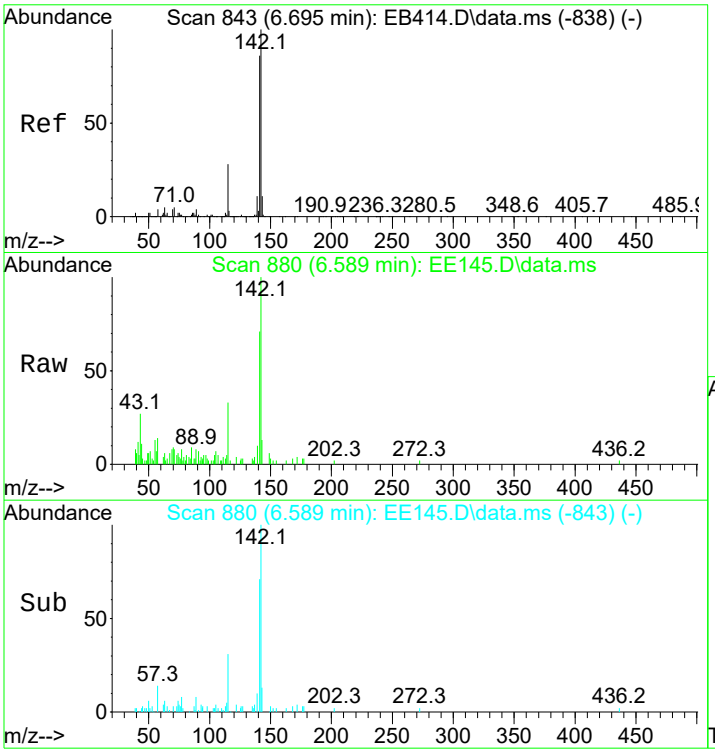

#57
1-Methylnaphthalene
Concen: 0.29 ppm
RT: 6.589 min Scan# 880
Delta R.T. -0.003 min
Lab File: EE145.D
Acq: 17 Jun 2021 5:34 pm

Tgt Ion:142 Resp: 4102

Ion	Ratio	Lower	Upper
142	100		
141	71.1	61.9	121.9
115	33.5	4.2	64.2

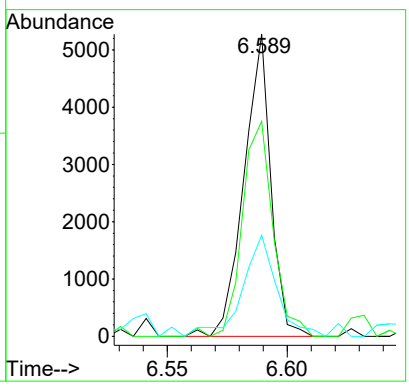

1st DM 06/21/21
2nd BA 06/21/21

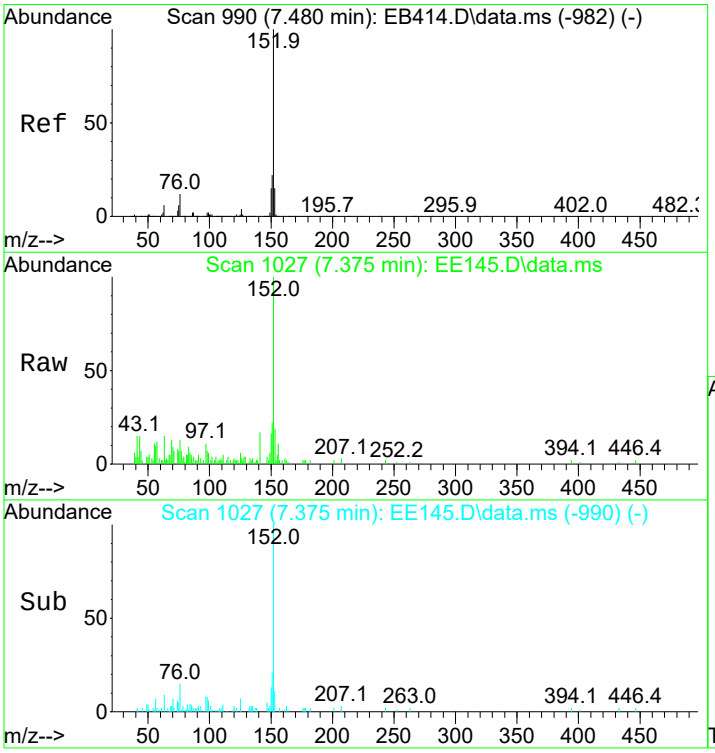

#71
Acenaphthylene
Concen: 0.41 ppm
RT: 7.375 min Scan# 1027
Delta R.T. -0.003 min
Lab File: EE145.D
Acq: 17 Jun 2021 5:34 pm

Tgt Ion:152 Resp: 7370

Ion	Ratio	Lower	Upper
152	100		
151	22.5	1.5	41.5
153	16.9	0.0	33.8

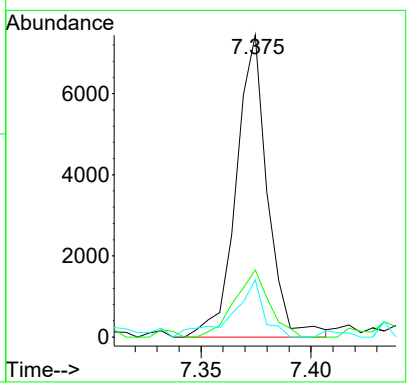

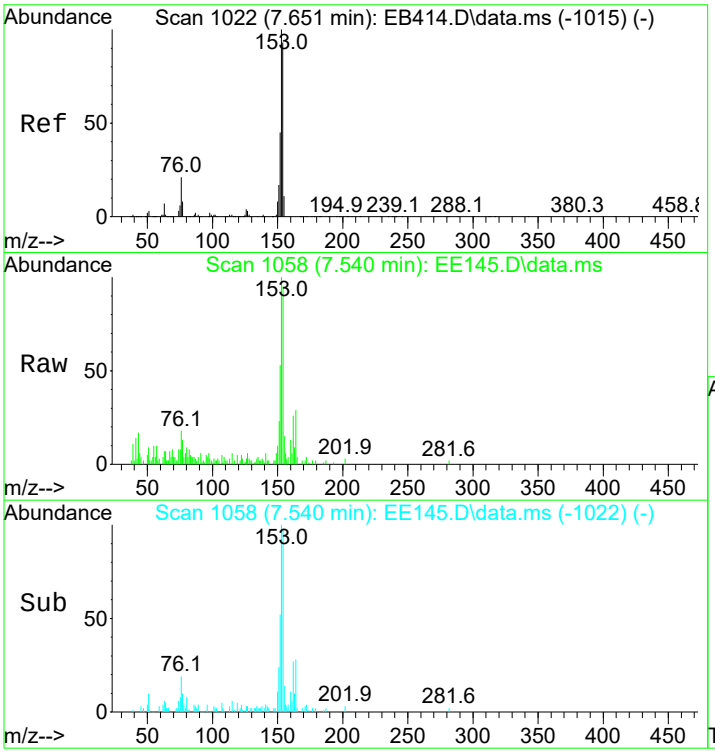

#74
Acenaphthene
Concen: 0.54 ppm
RT: 7.540 min Scan# 1058
Delta R.T. -0.008 min
Lab File: EE145.D
Acq: 17 Jun 2021 5:34 pm

Tgt Ion:153 Resp: 6841

Ion	Ratio	Lower	Upper
153	100		
152	49.5	29.7	69.7
154	92.4	73.8	113.8

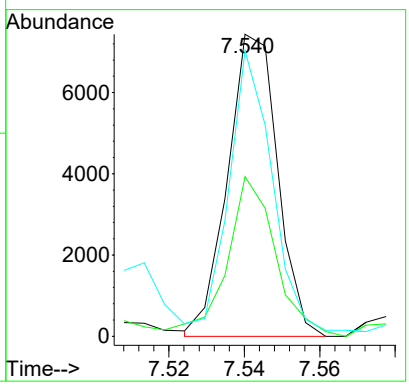

1st DM 06/21/21
2nd BA 06/21/21

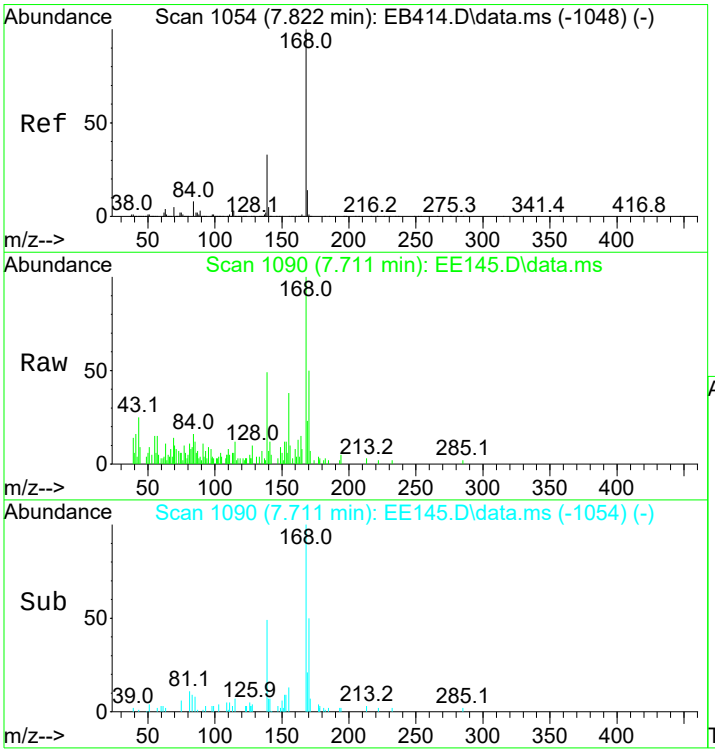

#77
Dibenzofuran
Concen: 0.27 ppm
RT: 7.711 min Scan# 1090
Delta R.T. -0.008 min
Lab File: EE145.D
Acq: 17 Jun 2021 5:34 pm

Tgt Ion:168 Resp: 4437

Ion	Ratio	Lower	Upper
168	100		
139	47.0	16.2	56.2

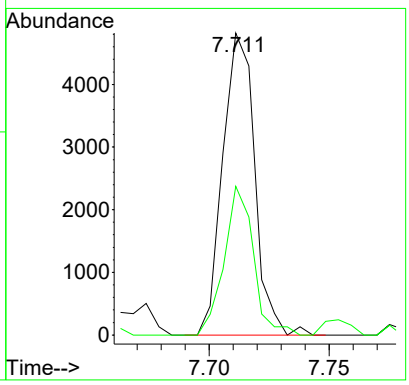

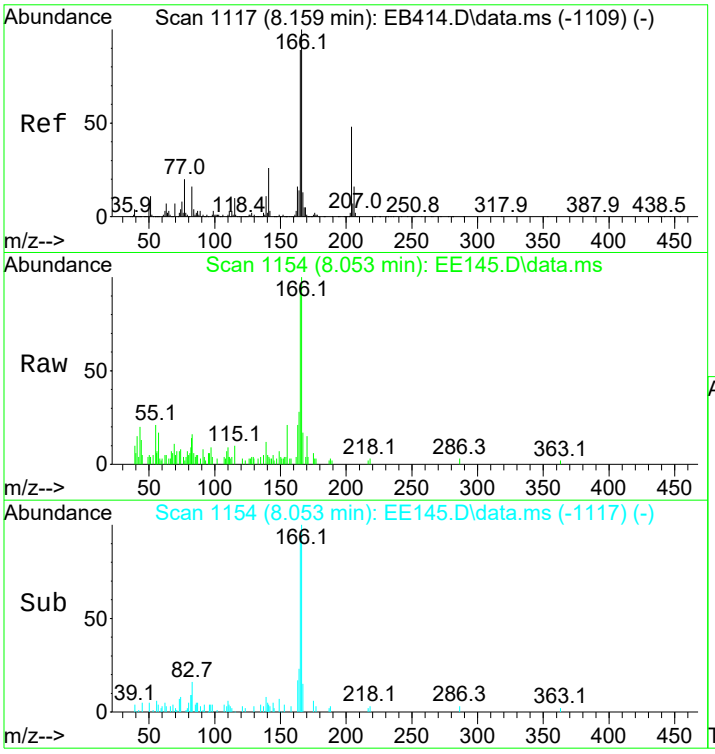

#84
Fluorene
Concen: 0.38 ppm
RT: 8.053 min Scan# 1154
Delta R.T. -0.003 min
Lab File: EE145.D
Acq: 17 Jun 2021 5:34 pm

Tgt Ion:166 Resp: 5054

Ion	Ratio	Lower	Upper
166	100		
165	93.6	65.9	125.9
167	13.2	0.0	44.0

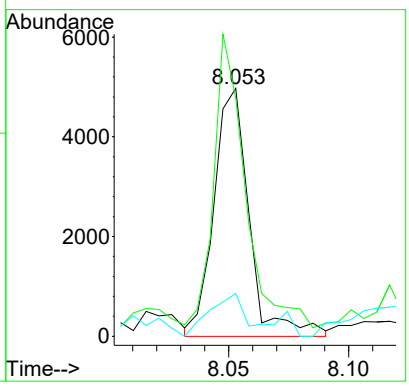

1st DM 06/21/21
2nd BA 06/21/21



#112
Phenanthrene
Concen: 7.16 ppm
RT: 8.999 min Scan# 1331
Delta R.T. -0.003 min
Lab File: EE145.D
Acq: 17 Jun 2021 5:34 pm

Tgt Ion:178 Resp: 142896

Ion	Ratio	Lower	Upper
178	100		
179	16.7	0.0	35.5
176	19.8	0.7	40.7

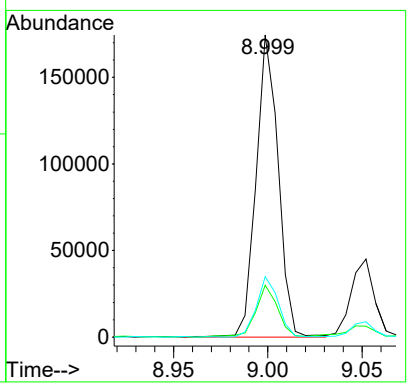

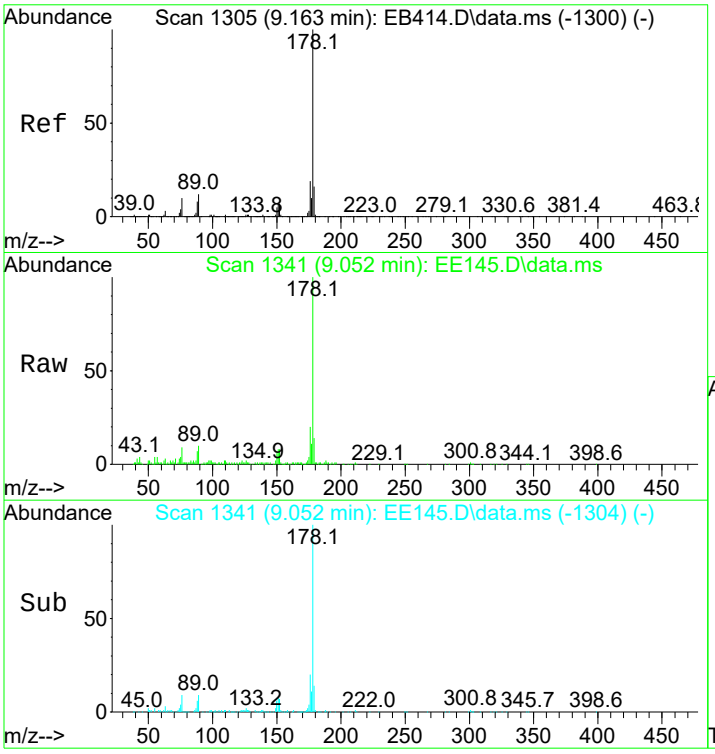

#113
Anthracene
Concen: 2.03 ppm
RT: 9.052 min Scan# 1341
Delta R.T. -0.003 min
Lab File: EE145.D
Acq: 17 Jun 2021 5:34 pm

Tgt Ion:178 Resp: 38681

Ion	Ratio	Lower	Upper
178	100		
179	11.7	0.0	36.2
176	19.2	0.1	40.1

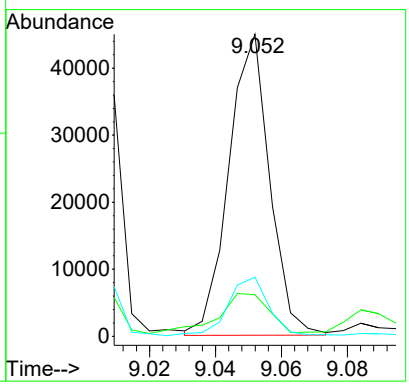

1st DM 06/21/21
2nd BA 06/21/21

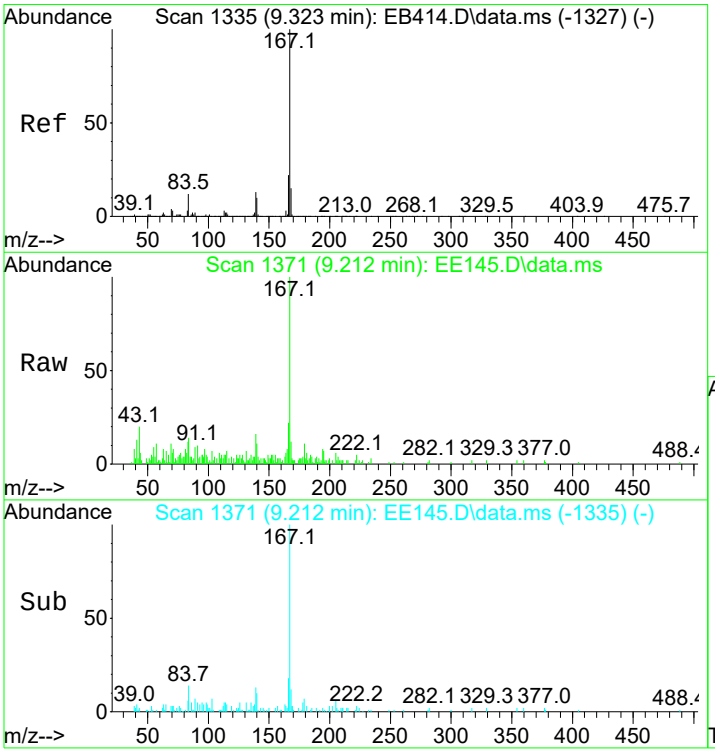

#114
Carbazole
Concen: 0.43 ppm
RT: 9.212 min Scan# 1371
Delta R.T. -0.008 min
Lab File: EE145.D
Acq: 17 Jun 2021 5:34 pm

Tgt Ion:167 Resp: 8416

Ion	Ratio	Lower	Upper
167	100		
166	19.9	3.3	43.3
139	12.2	0.0	33.3

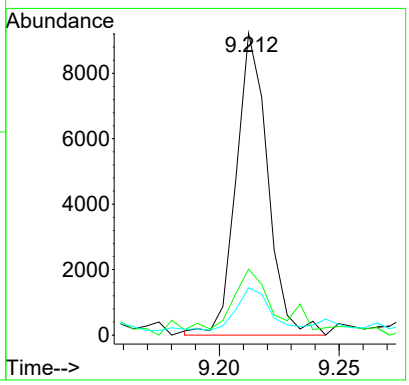

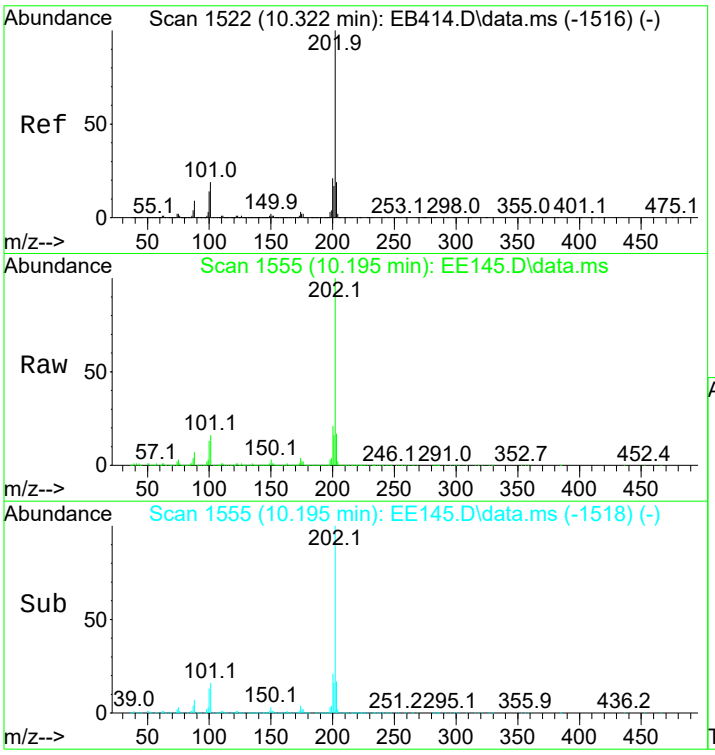

#117
Fluoranthene
Concen: 16.48 ppm
RT: 10.195 min Scan# 1555
Delta R.T. -0.003 min
Lab File: EE145.D
Acq: 17 Jun 2021 5:34 pm

Tgt Ion:202 Resp: 349739

Ion	Ratio	Lower	Upper
202	100		
101	15.5	0.0	37.0
203	17.0	0.0	38.4

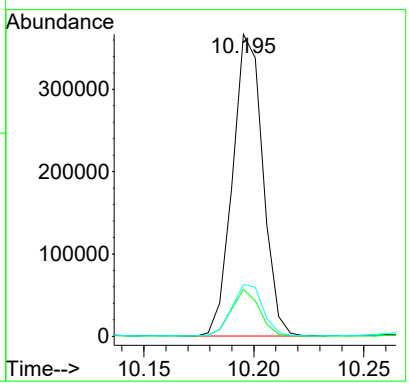

1st DM 06/21/21
2nd BA 06/21/21

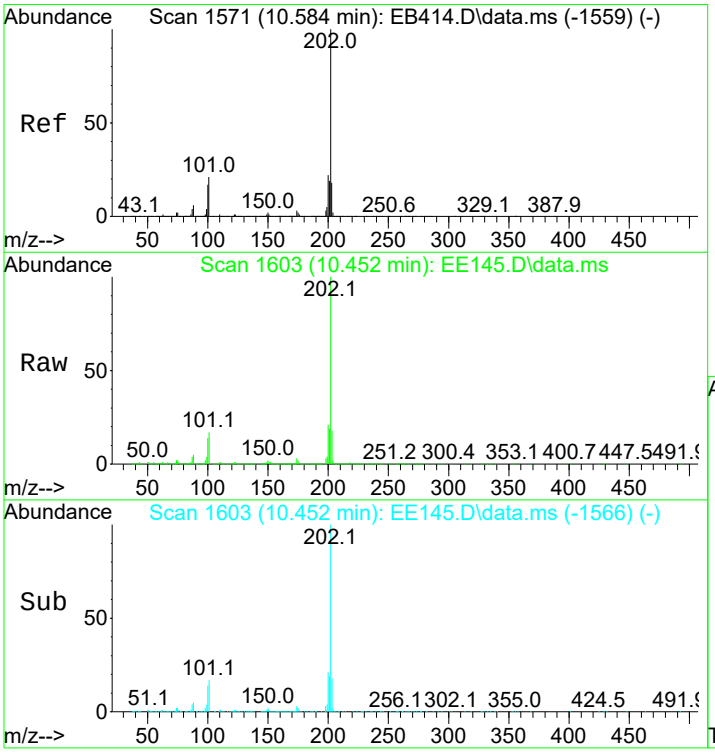

#124
Pyrene
Concen: 18.17 ppm
RT: 10.452 min Scan# 1603
Delta R.T. -0.003 min
Lab File: EE145.D
Acq: 17 Jun 2021 5:34 pm

Tgt Ion:202 Resp: 367516

Ion	Ratio	Lower	Upper
202	100		
200	20.7	2.7	42.7
203	17.7	0.0	38.2

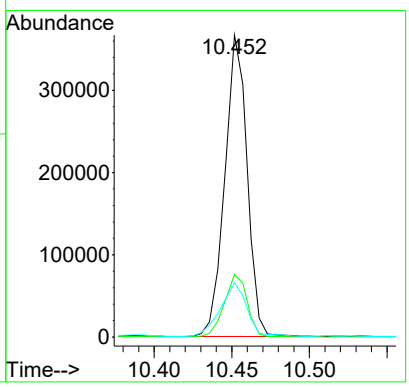

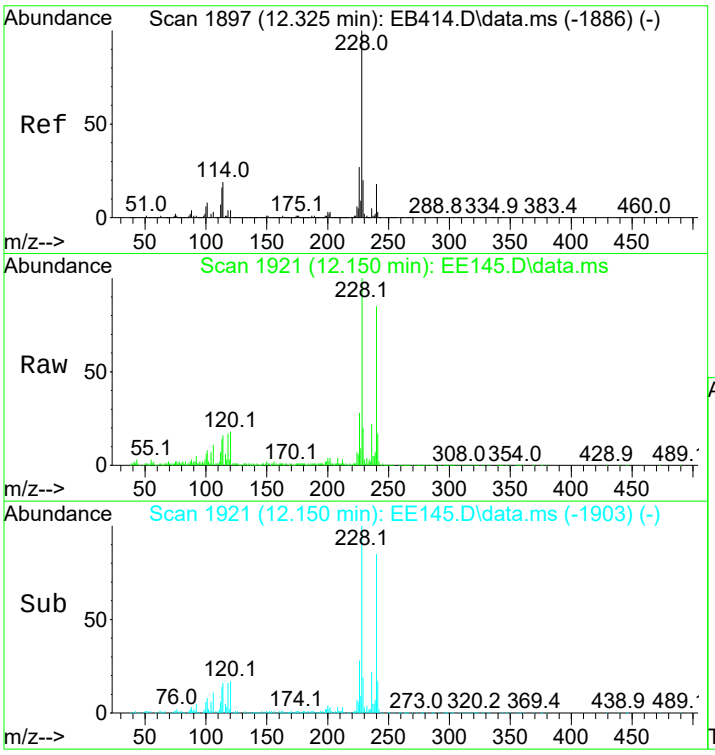

#133
Benzo(a)anthracene
Concen: 8.72 ppm
RT: 12.150 min Scan# 1921
Delta R.T. -0.003 min
Lab File: EE145.D
Acq: 17 Jun 2021 5:34 pm

Tgt Ion:228 Resp: 172687

Ion	Ratio	Lower	Upper
228	100		
229	19.3	0.2	40.2
226	28.2	8.6	48.6

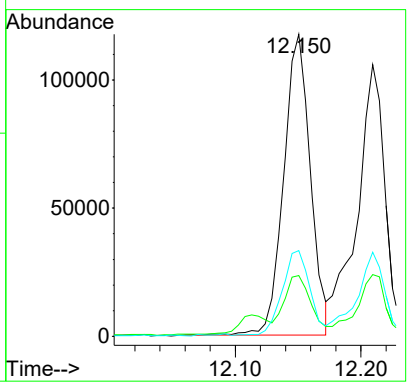

1st DM 06/21/21
2nd BA 06/21/21

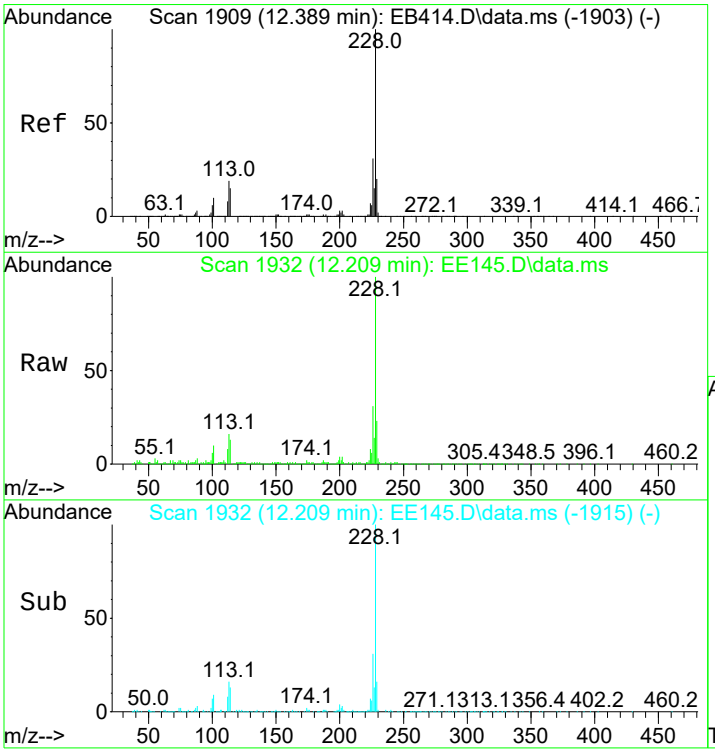

#134
Chrysene
Concen: 8.47 ppm
RT: 12.209 min Scan# 1932
Delta R.T. -0.008 min
Lab File: EE145.D
Acq: 17 Jun 2021 5:34 pm

Tgt Ion:228 Resp: 161153

Ion	Ratio	Lower	Upper
228	100		
226	30.8	11.0	51.0
229	21.7	0.2	40.2

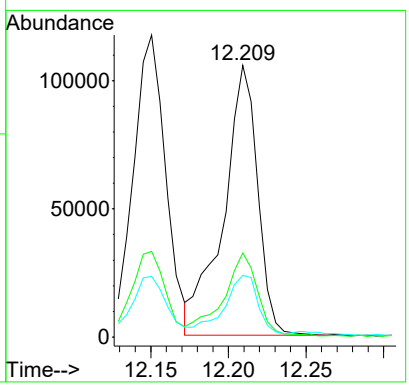

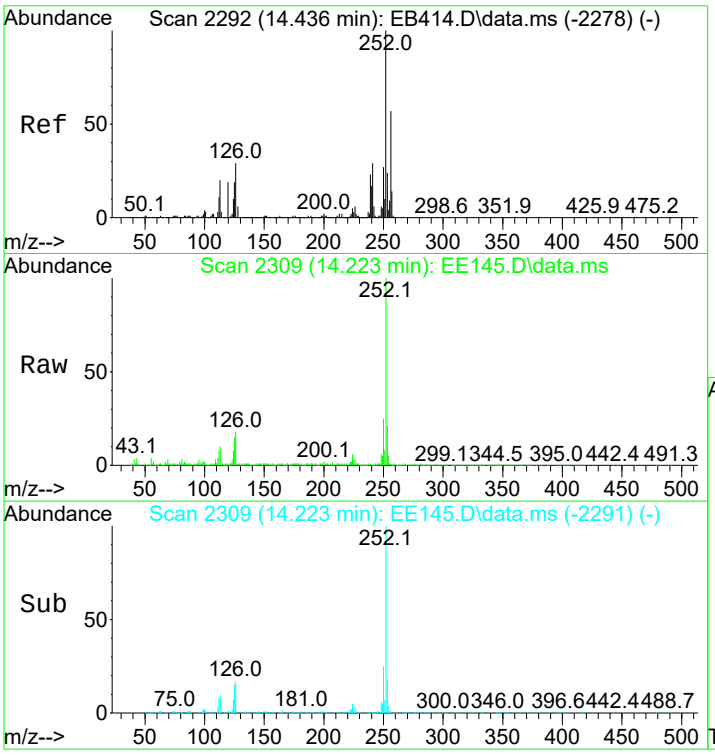

#139
Benzo(b)Fluoranthene
Concen: 12.14 ppm
RT: 14.223 min Scan# 2309
Delta R.T. -0.003 min
Lab File: EE145.D
Acq: 17 Jun 2021 5:34 pm

Tgt Ion:252 Resp: 239860

Ion	Ratio	Lower	Upper
252	100		
253	19.9	4.1	44.1
125	14.3	0.0	37.7

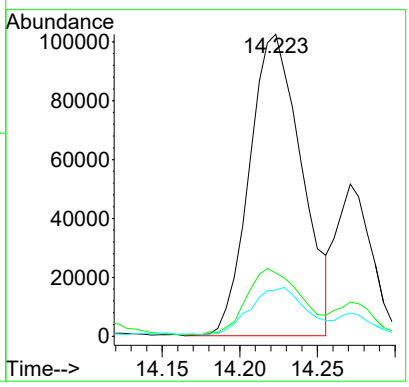

1st DM 06/21/21
2nd BA 06/21/21

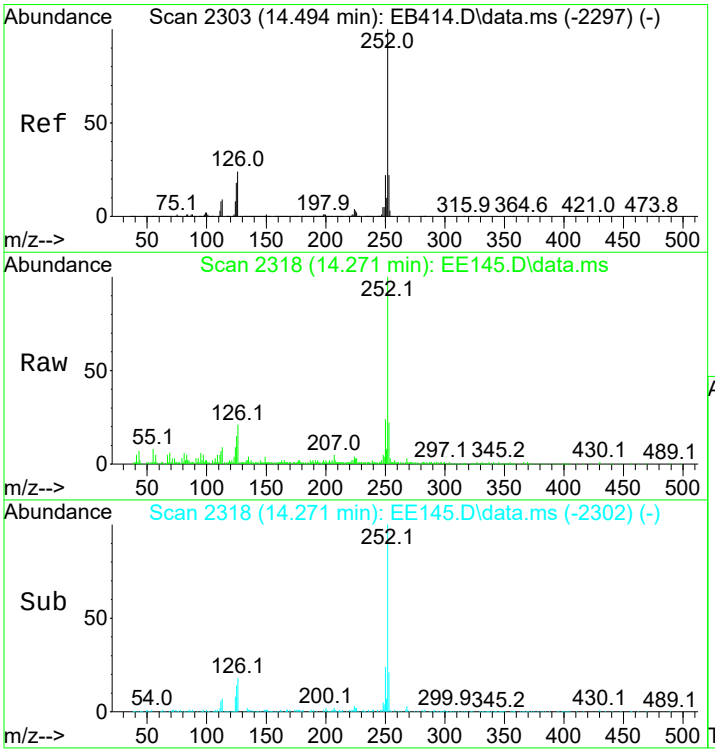

#140
Benzo(k)fluoranthene
Concen: 4.33 ppm
RT: 14.271 min Scan# 2318
Delta R.T. -0.013 min
Lab File: EE145.D
Acq: 17 Jun 2021 5:34 pm

Tgt Ion:252 Resp: 80382

Ion	Ratio	Lower	Upper
252	100		
253	20.9	1.8	41.8
125	13.0	0.0	34.9

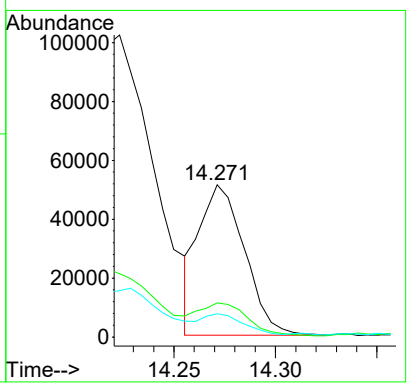

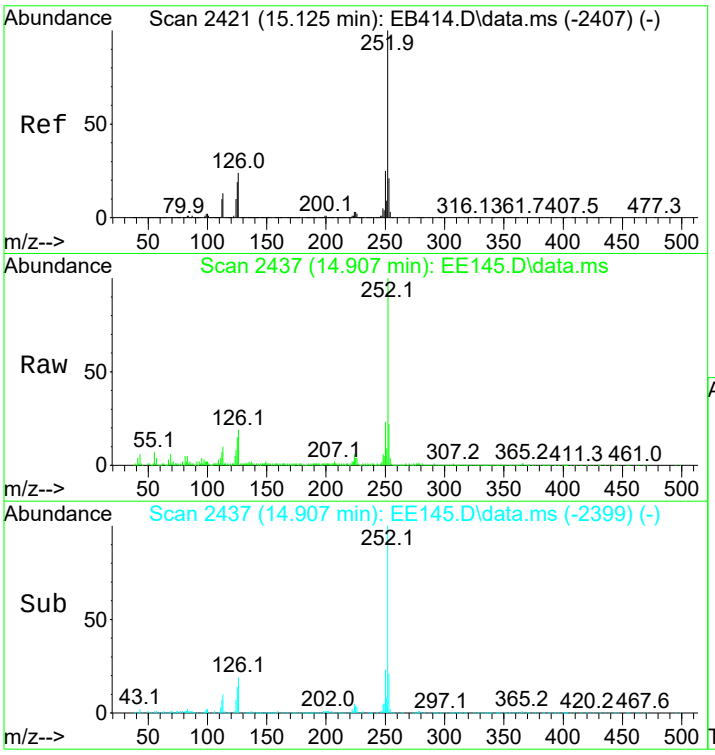

#141
Benzo(a)pyrene
Concen: 13.03 ppm
RT: 14.907 min Scan# 2437
Delta R.T. 0.003 min
Lab File: EE145.D
Acq: 17 Jun 2021 5:34 pm

Tgt Ion:252 Resp: 193858

Ion	Ratio	Lower	Upper
252	100		
253	21.3	1.7	41.7
125	13.6	0.0	36.2

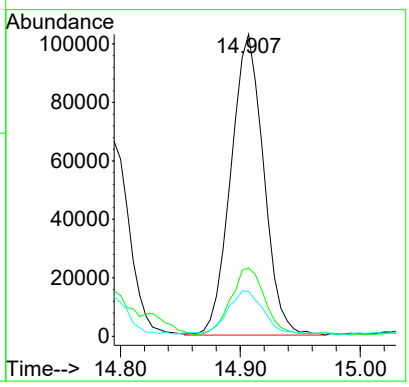

1st DM 06/21/21
2nd BA 06/21/21

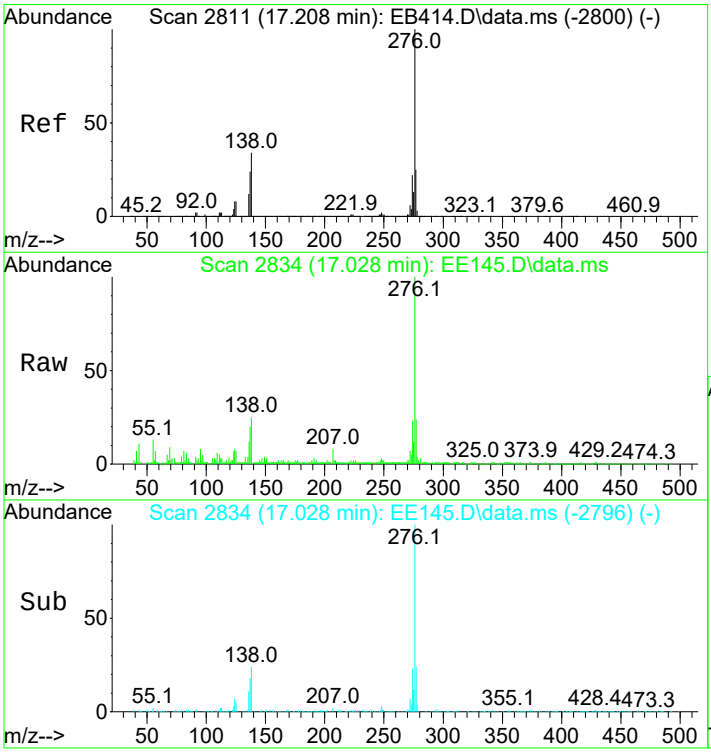

#143
Indeno(1,2,3-cd)Pyrene
Concen: 8.70 ppm
RT: 17.028 min Scan# 2834
Delta R.T. 0.003 min
Lab File: EE145.D
Acq: 17 Jun 2021 5:34 pm

Tgt Ion:276 Resp: 134589

Ion	Ratio	Lower	Upper
276	100		
138	22.7	7.4	47.4

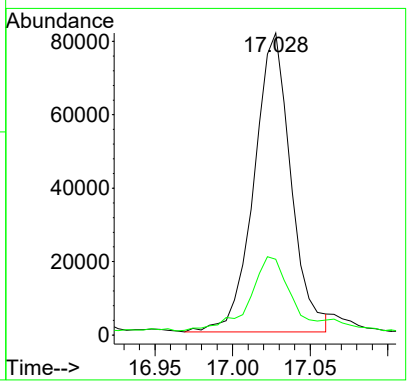

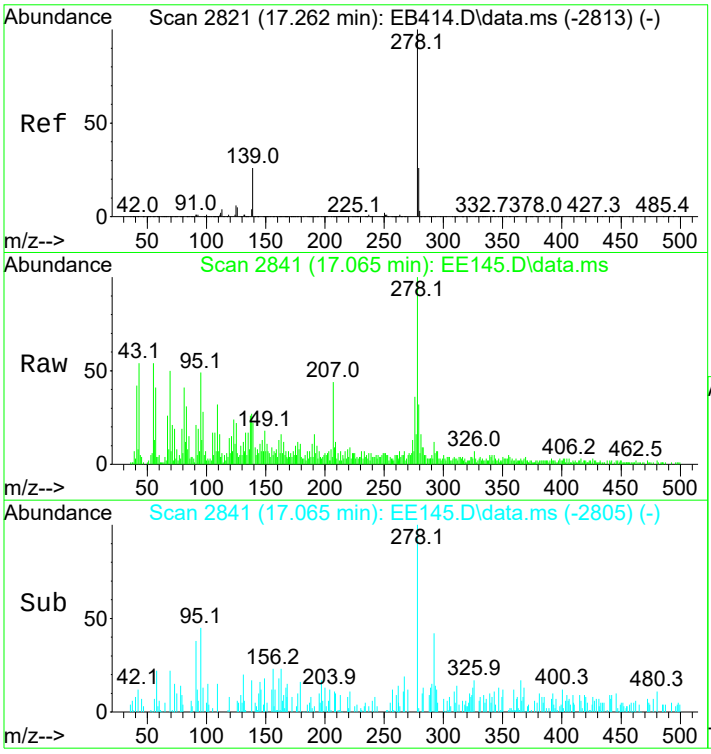

#144
Dibenz(a,h)anthracene
Concen: 1.79 ppm
RT: 17.065 min Scan# 2841
Delta R.T. -0.008 min
Lab File: EE145.D
Acq: 17 Jun 2021 5:34 pm

Tgt Ion:278 Resp: 29731

Ion	Ratio	Lower	Upper
278	100		
139	13.5	3.3	43.3
279	26.7	4.0	44.0

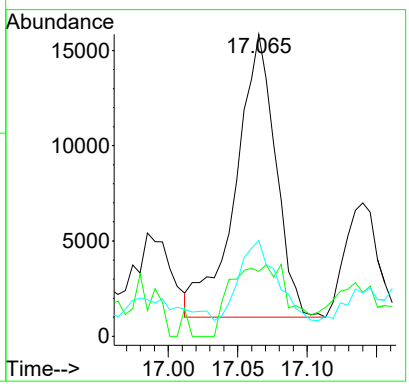

1st DM 06/21/21
2nd BA 06/21/21

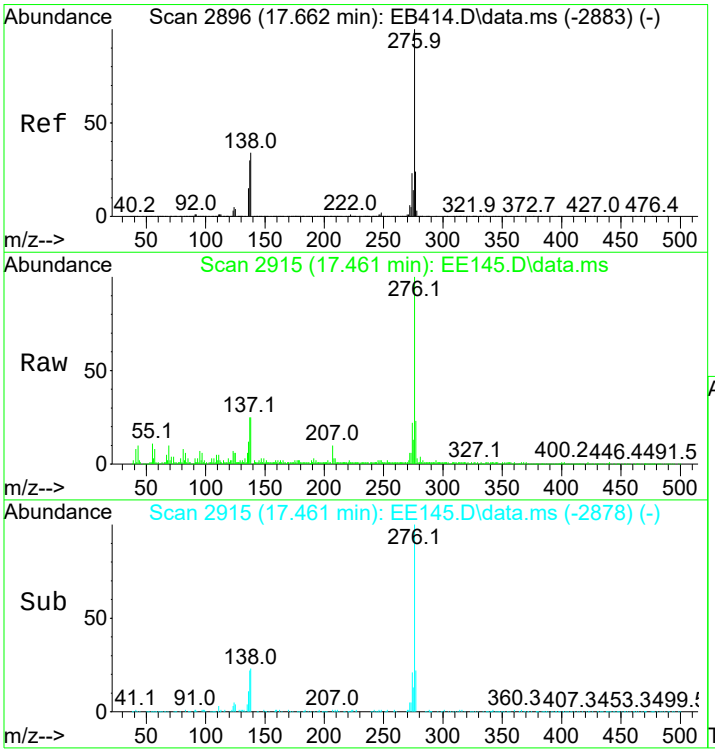

#145
Benzo(g,h,i)perylene
Concen: 10.19 ppm
RT: 17.461 min Scan# 2915
Delta R.T. -0.003 min
Lab File: EE145.D
Acq: 17 Jun 2021 5:34 pm

Tgt Ion:276 Resp: 147027

Ion	Ratio	Lower	Upper
276	100		
138	23.3	10.9	50.9
277	22.2	3.4	43.4

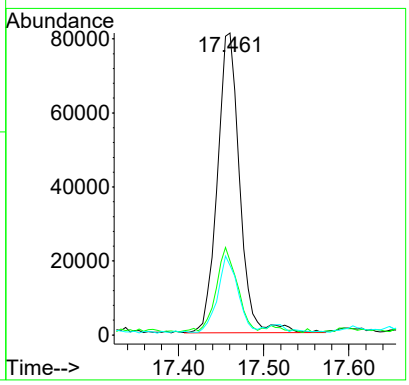

1st DM 06/17/21
2nd BA 06/17/21

Quantitation Report (QT Reviewed)

Data Path : I:\ACQUDATA\5973A\DATA\061621\
Data File : EE125.D
Acq On : 16 Jun 2021 10:59 pm
Operator : JMisiurewicz
Sample : R2105887-015
Misc : 381371 8270D SOIL
ALS Vial : 20 Sample Multiplier: 1

Quant Time: Jun 17 08:07:50 2021
Quant Method : I:\ACQUDATA\5973A\METHODS\8270041621AS.M
Quant Title : 8270 BNA ANALYSIS
QLast Update : Thu Jun 17 08:06:28 2021
Response via : Initial Calibration

Compound	R.T.	QIon	Response	Conc	Units	Dev(Min)
Internal Standards						
1) d4-1,4-Dichlorobenzene	4.657	152	219292	40.00	ppm	0.00
25) d8-Naphthalene	5.827	136	843753	40.00	ppm	0.00
43) d10-Acenaphthene	7.531	164	445345	40.00	ppm	0.00
70) d10-Phenanthrene	9.000	188	750291	40.00	ppm	0.00
83) d12-Chrysene	12.200	240	670965	40.00	ppm	0.00
92) d12-Perylene	15.085	264	672674	40.00	ppm	0.02
System Monitoring Compounds						
5) SURR1,2-FLUOROPHENOL	3.589	112	353691	49.77	ppm	0.01
Spiked Amount 100.000	Range 10 - 88		Recovery = 49.77%			
9) SURR2,PHENOL-D6	4.358	99	451382	47.76	ppm	0.01
Spiked Amount 100.000	Range 10 - 145		Recovery = 47.76%			
26) SURR4,NITROBENZENE-D5	5.154	82	185344	24.61	ppm	0.00
Spiked Amount 50.000	Range 10 - 95		Recovery = 49.22%			
49) SURR5,2-FLUOROBIPHENYL	6.869	172	433222	28.96	ppm	0.00
Spiked Amount 50.000	Range 10 - 102		Recovery = 57.92%			
68) SURR3,2,4,6-TRIBROMOPH...	8.316	330	147702	73.00	ppm	0.00
Spiked Amount 100.000	Range 10 - 109		Recovery = 73.00%			
86) SURR6,TERPHENYL-D14	10.667	244	693855	42.19	ppm	0.00
Spiked Amount 50.000	Range 10 - 106		Recovery = 84.38%			
Target Compounds						Qvalue
82) Fluoranthene	10.218	202	6971	0.320	ppm	98
85) Pyrene	10.475	202	5703	0.263	ppm	94
89) Benzo(a)anthracene	12.184	228	6642	0.313	ppm	84
94) Benzo(b)Fluoranthene	14.257	252	6397	0.319	ppm	81
96) Benzo(a)pyrene	14.951	252	4669	0.310	ppm	84

(#) = qualifier out of range (m) = manual integration (+) = signals summed

1st DM 06/17/21
2nd BA 06/17/21

Data Path : I:\ACQUDATA\5973A\DATA\061621\
Data File : EE125.D
Acq On : 16 Jun 2021 10:59 pm
Operator : JMisiurewicz
Sample : R2105887-015
Misc : 381371 8270D SOIL
ALS Vial : 20 Sample Multiplier: 1

Quant Time: Jun 17 08:07:50 2021
Quant Method : I:\ACQUDATA\5973A\METHODS\8270041621AS.M
Quant Title : 8270 BNA ANALYSIS
QLast Update : Thu Jun 17 08:06:28 2021
Response via : Initial Calibration

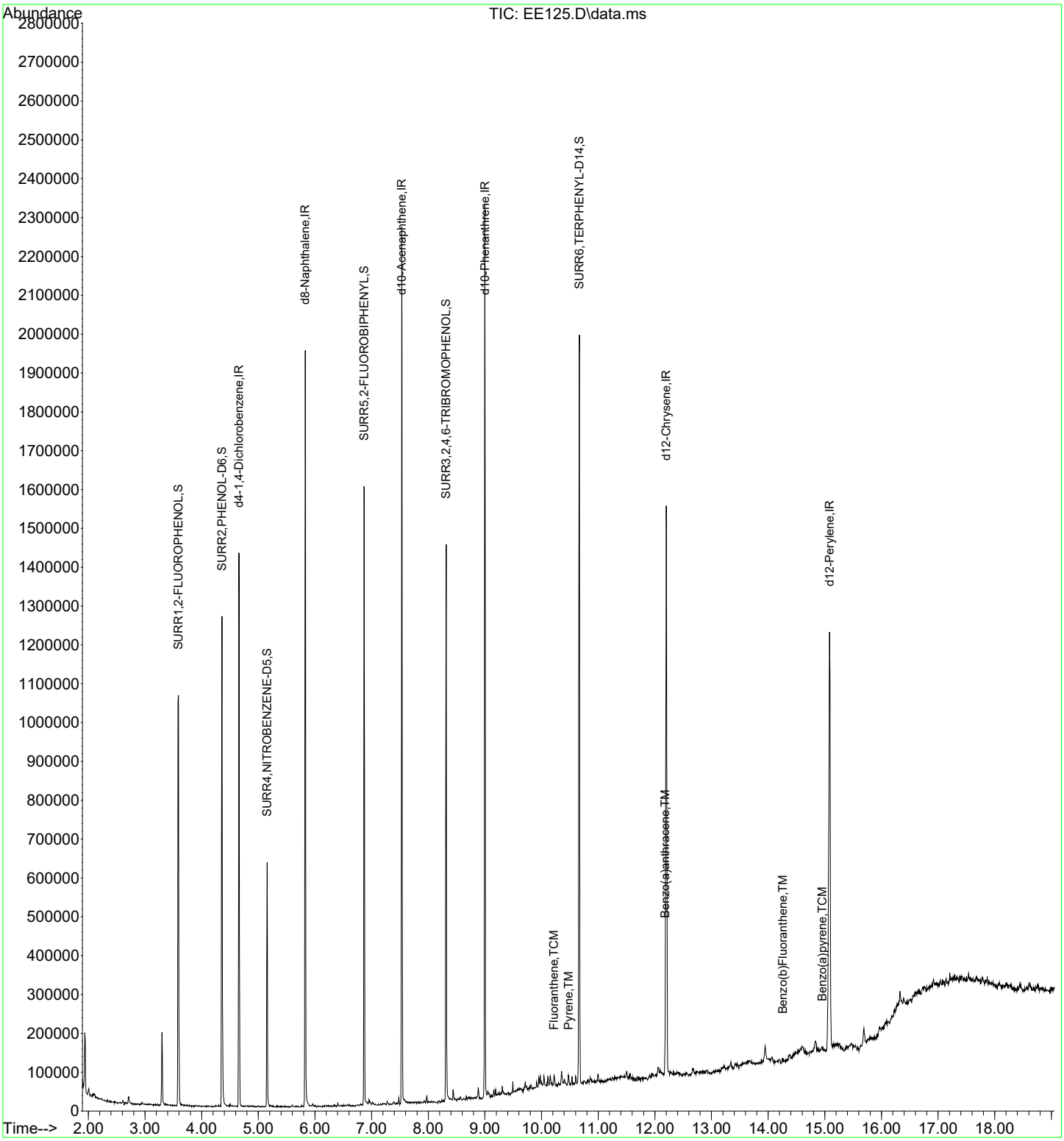

1st DM 06/17/21
2nd BA 06/17/21

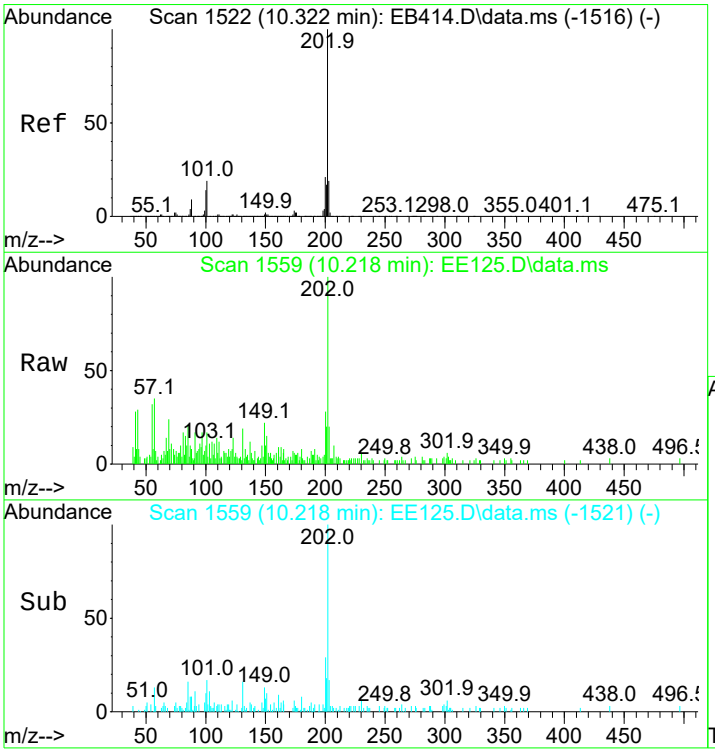

#82
Fluoranthene
Concen: 0.32 ppm
RT: 10.218 min Scan# 1559
Delta R.T. 0.001 min
Lab File: EE125.D
Acq: 16 Jun 2021 10:59 pm

Tgt Ion:202 Resp: 6971

Ion	Ratio	Lower	Upper
202	100		
101	17.0	0.0	37.0
203	17.0	0.0	38.4

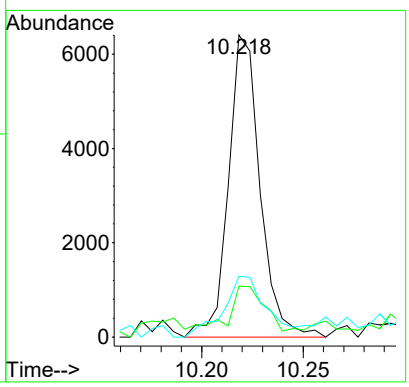

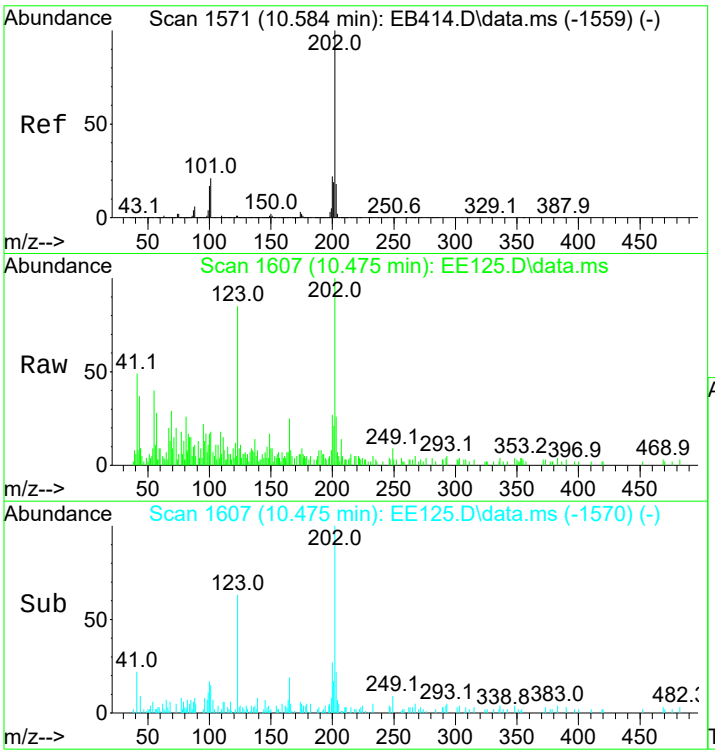

#85
Pyrene
Concen: 0.26 ppm
RT: 10.475 min Scan# 1607
Delta R.T. -0.004 min
Lab File: EE125.D
Acq: 16 Jun 2021 10:59 pm

Tgt Ion:202 Resp: 5703

Ion	Ratio	Lower	Upper
202	100		
200	26.8	2.7	42.7
203	19.6	0.0	38.2

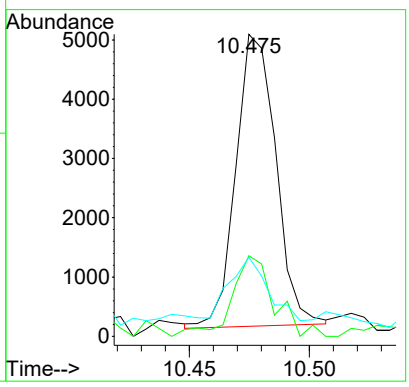

1st DM 06/17/21
2nd BA 06/17/21

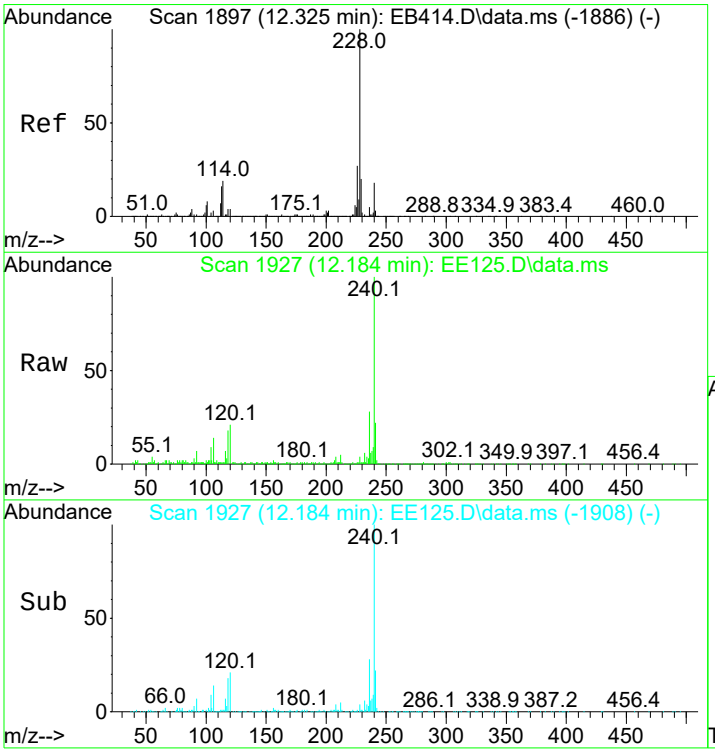

#89
Benzo(a)anthracene
Concen: 0.31 ppm
RT: 12.184 min Scan# 1927
Delta R.T. 0.001 min
Lab File: EE125.D
Acq: 16 Jun 2021 10:59 pm

Tgt Ion:228 Resp: 6642

Ion	Ratio	Lower	Upper
228	100		
229	11.0	0.2	40.2
226	22.0	8.6	48.6

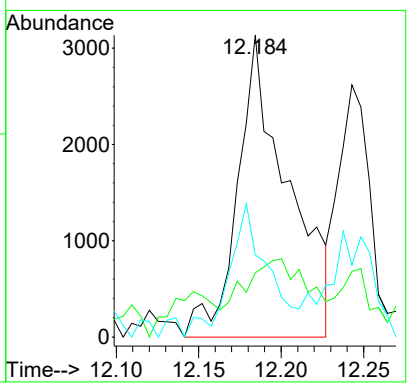

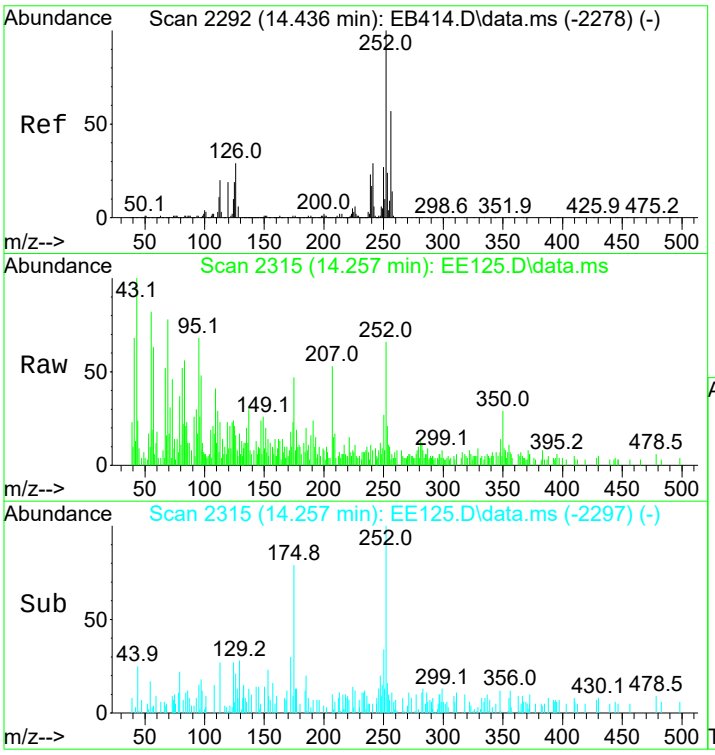

#94
Benzo(b)Fluoranthene
Concen: 0.32 ppm
RT: 14.257 min Scan# 2315
Delta R.T. -0.004 min
Lab File: EE125.D
Acq: 16 Jun 2021 10:59 pm

Tgt Ion:252 Resp: 6397

Ion	Ratio	Lower	Upper
252	100		
253	22.4	4.1	44.1
125	0.0	0.0	37.7

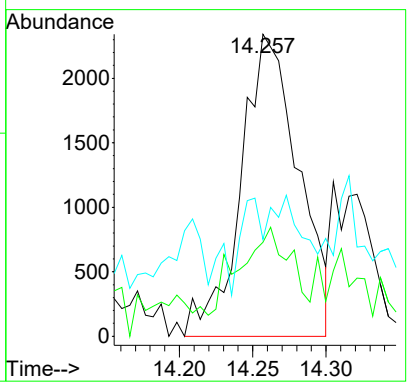

1st DM 06/17/21
2nd BA 06/17/21

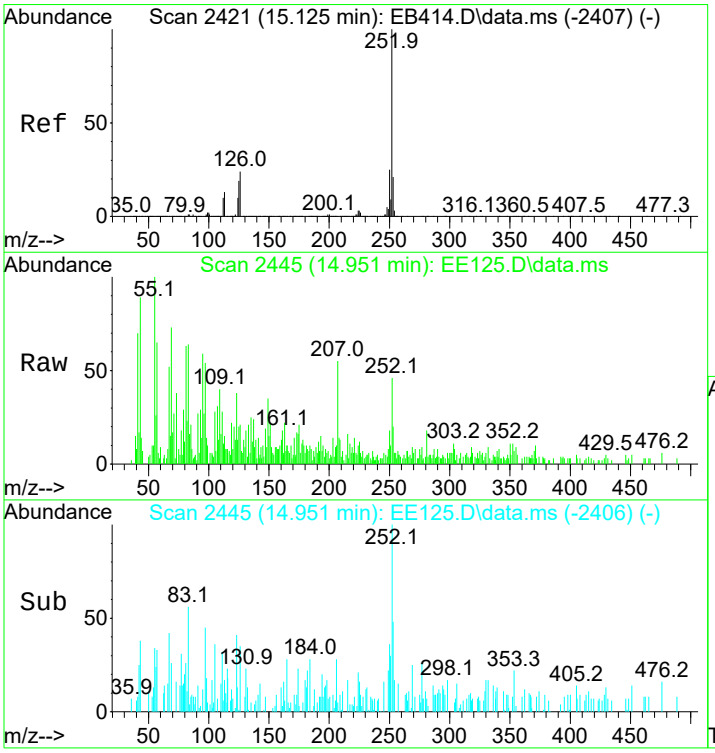

#96
Benzo(a)pyrene
Concen: 0.31 ppm
RT: 14.951 min Scan# 2445
Delta R.T. 0.007 min
Lab File: EE125.D
Acq: 16 Jun 2021 10:59 pm

Tgt Ion:252 Resp: 4669

Ion	Ratio	Lower	Upper
252	100		
253	32.2	1.7	41.7
125	12.7	0.0	36.2

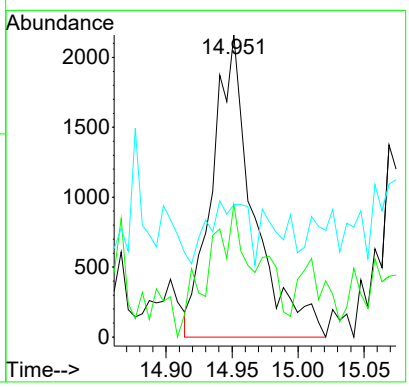

1st DM 06/17/21
2nd BA 06/17/21

Quantitation Report (Qedit)

Data Path : I:\ACQUDATA\5973A\DATA\061621\
Data File : EE126.D
Acq On : 16 Jun 2021 11:28 pm
Operator : JMisiurewicz
Sample : R2105887-019
Misc : 381371 8270D SOIL
ALS Vial : 21 Sample Multiplier: 1

Quant Time: Jun 17 08:07:54 2021
Quant Method : I:\ACQUDATA\5973A\METHODS\8270041621AS.M
Quant Title : 8270 BNA ANALYSIS
QLast Update : Thu Jun 17 08:06:28 2021
Response via : Initial Calibration

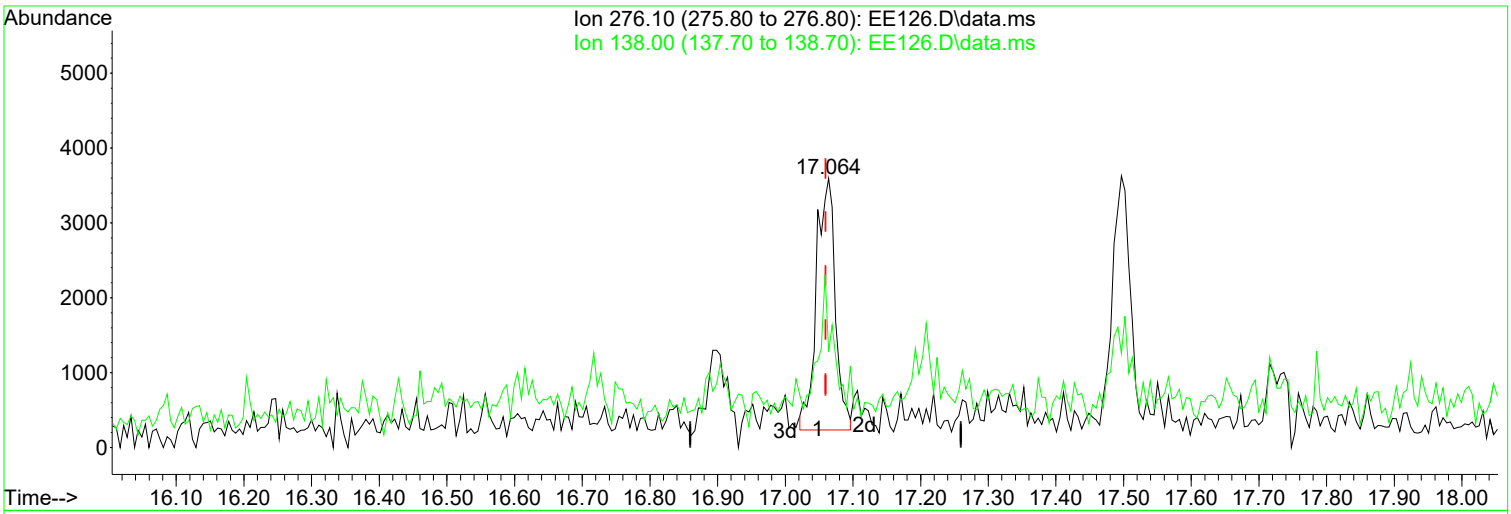

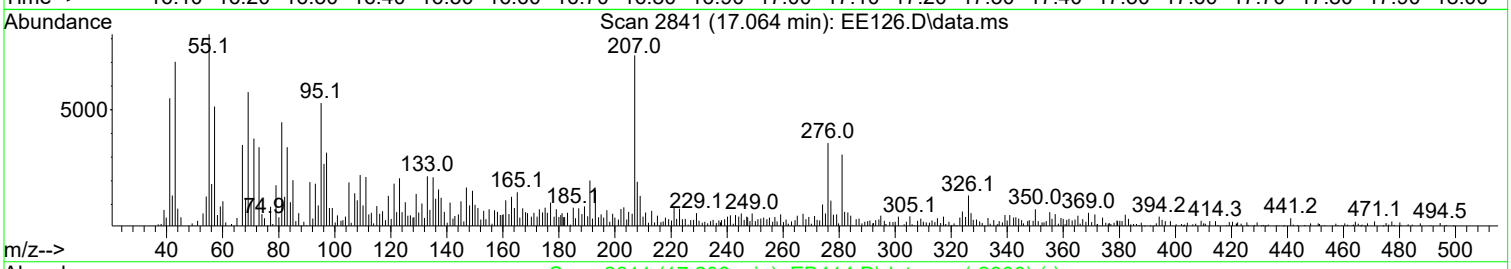

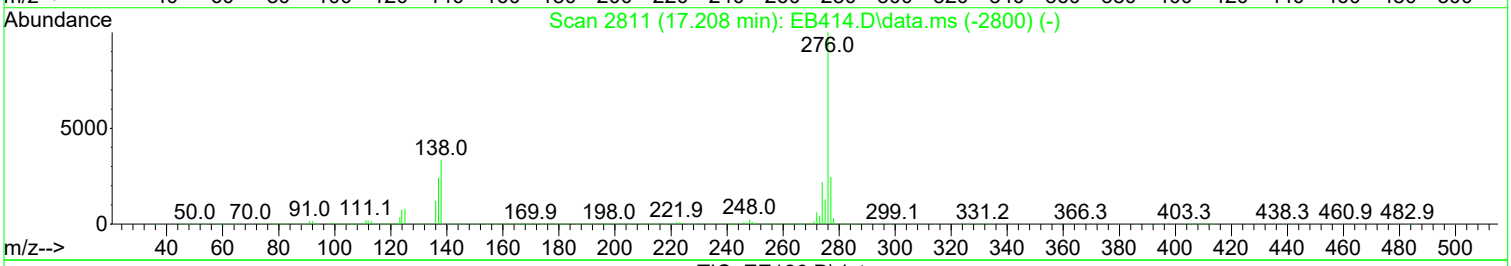

TIC: EE126.D\data.ms

(97) Indeno(1,2,3-cd)Pyrene (TM)

17.064min (+ 0.004) 0.39 ppm m

response 6521

Ion	Exp%	Act%
276.10	100.00	100.00
138.00	27.40	35.74
0.00	0.00	0.00
0.00	0.00	0.00

Manual Integration:

After

Poor integration.

06/17/21

1st DM 06/17/21
2nd BA 06/17/21

Quantitation Report (Qedit)

Data Path : I:\ACQUDATA\5973A\DATA\061621\
Data File : EE126.D
Acq On : 16 Jun 2021 11:28 pm
Operator : JMisiurewicz
Sample : R2105887-019
Misc : 381371 8270D SOIL
ALS Vial : 21 Sample Multiplier: 1

Quant Time: Jun 17 08:07:54 2021
Quant Method : I:\ACQUDATA\5973A\METHODS\8270041621AS.M
Quant Title : 8270 BNA ANALYSIS
QLast Update : Thu Jun 17 08:06:28 2021
Response via : Initial Calibration

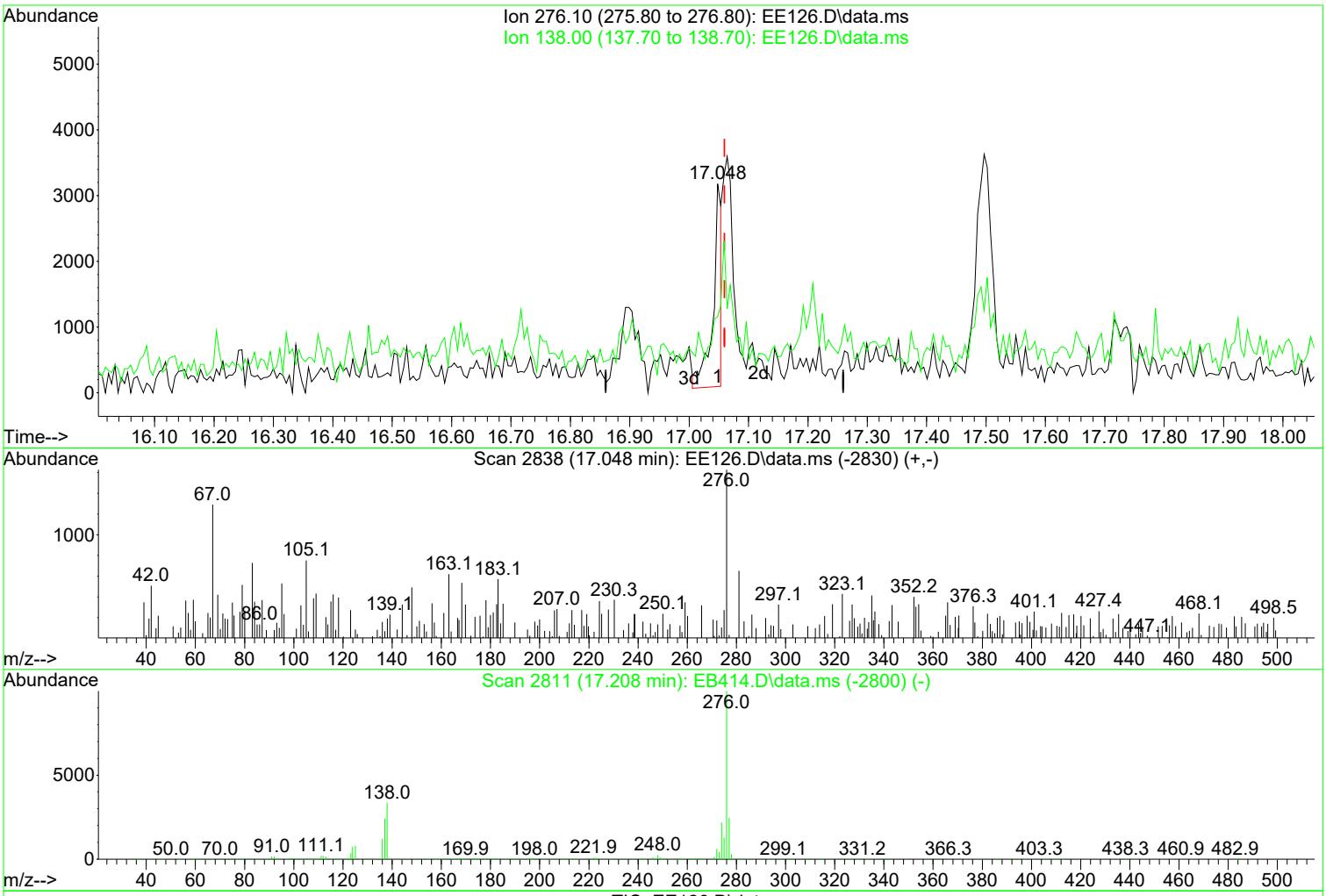

TIC: EE126.D\data.ms

(97) Indeno(1,2,3-cd)Pyrene (TM)

17.048min (-0.012) 0.18 ppm

response 3057

Ion	Exp%	Act%
276.10	100.00	100.00
138.00	27.40	11.86
0.00	0.00	0.00
0.00	0.00	0.00

Manual Integration:

Before

06/17/21

1st DM 06/17/21
2nd BA 06/17/21

Quantitation Report (QT Reviewed)

Data Path : I:\ACQUDATA\5973A\DATA\061621\
Data File : EE126.D
Acq On : 16 Jun 2021 11:28 pm
Operator : JMisiurewicz
Sample : R2105887-019
Misc : 381371 8270D SOIL
ALS Vial : 21 Sample Multiplier: 1

Quant Time: Jun 17 08:07:54 2021
Quant Method : I:\ACQUDATA\5973A\METHODS\8270041621AS.M
Quant Title : 8270 BNA ANALYSIS
QLast Update : Thu Jun 17 08:06:28 2021
Response via : Initial Calibration

Compound	R.T.	QIon	Response	Conc	Units	Dev(Min)
Internal Standards						
1) d4-1,4-Dichlorobenzene	4.660	152	233894	40.00	ppm	0.00
25) d8-Naphthalene	5.829	136	879086	40.00	ppm	0.00
43) d10-Acenaphthene	7.534	164	478264	40.00	ppm	0.00
70) d10-Phenanthrene	8.997	188	823823	40.00	ppm	0.00
83) d12-Chrysene	12.203	240	715235	40.00	ppm	0.00
92) d12-Perylene	15.082	264	712227	40.00	ppm	0.01
System Monitoring Compounds						
5) SURR1,2-FLUOROPHENOL	3.580	112	497431	65.63	ppm	0.00
Spiked Amount 100.000	Range 10 - 88		Recovery = 65.63%			
9) SURR2,PHENOL-D6	4.355	99	623792	61.88	ppm	0.00
Spiked Amount 100.000	Range 10 - 145		Recovery = 61.88%			
26) SURR4,NITROBENZENE-D5	5.156	82	272128	34.68	ppm	0.00
Spiked Amount 50.000	Range 10 - 95		Recovery = 69.36%			
49) SURR5,2-FLUOROBIPHENYL	6.871	172	592154	36.87	ppm	0.00
Spiked Amount 50.000	Range 10 - 102		Recovery = 73.74%			
68) SURR3,2,4,6-TRIBROMOPH...	8.319	330	172369	79.32	ppm	0.00
Spiked Amount 100.000	Range 10 - 109		Recovery = 79.32%			
86) SURR6,TERPHENYL-D14	10.664	244	830269	47.36	ppm	0.00
Spiked Amount 50.000	Range 10 - 106		Recovery = 94.72%			
Target Compounds						Qvalue
78) Phenanthrene	9.024	178	8636	0.383	ppm	95
82) Fluoranthene	10.221	202	20027	0.837	ppm	95
85) Pyrene	10.477	202	18362	0.795	ppm	97
89) Benzo(a)anthracene	12.187	228	10625	0.469	ppm	89
90) Chrysene	12.245	228	11917	0.548	ppm	94
94) Benzo(b)Fluoranthene	14.254	252	16073	0.758	ppm	86
96) Benzo(a)pyrene	14.949	252	10412	0.652	ppm	89
97) Indeno(1,2,3-cd)Pyrene	17.064	276	6521m	0.392	ppm	
99) Benzo(g,h,i)perylene	17.497	276	5939	0.383	ppm	79

(#) = qualifier out of range (m) = manual integration (+) = signals summed

1st DM 06/17/21
2nd BA 06/17/21

Data Path : I:\ACQUDATA\5973A\DATA\061621\
Data File : EE126.D
Acq On : 16 Jun 2021 11:28 pm
Operator : JMisiurewicz
Sample : R2105887-019
Misc : 381371 8270D SOIL
ALS Vial : 21 Sample Multiplier: 1

Quant Time: Jun 17 08:07:54 2021
Quant Method : I:\ACQUDATA\5973A\METHODS\8270041621AS.M
Quant Title : 8270 BNA ANALYSIS
QLast Update : Thu Jun 17 08:06:28 2021
Response via : Initial Calibration

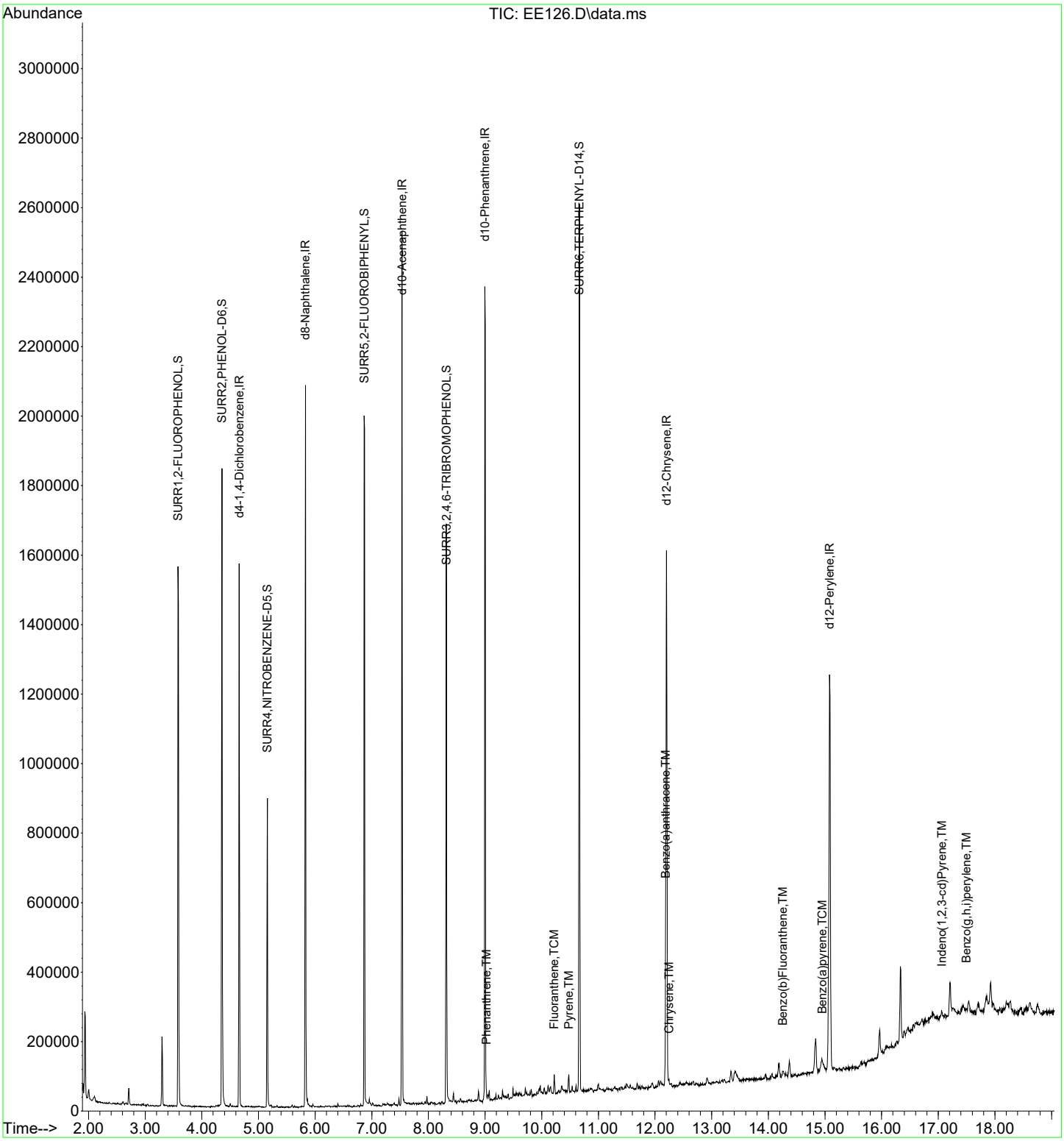

1st DM 06/17/21
2nd BA 06/17/21

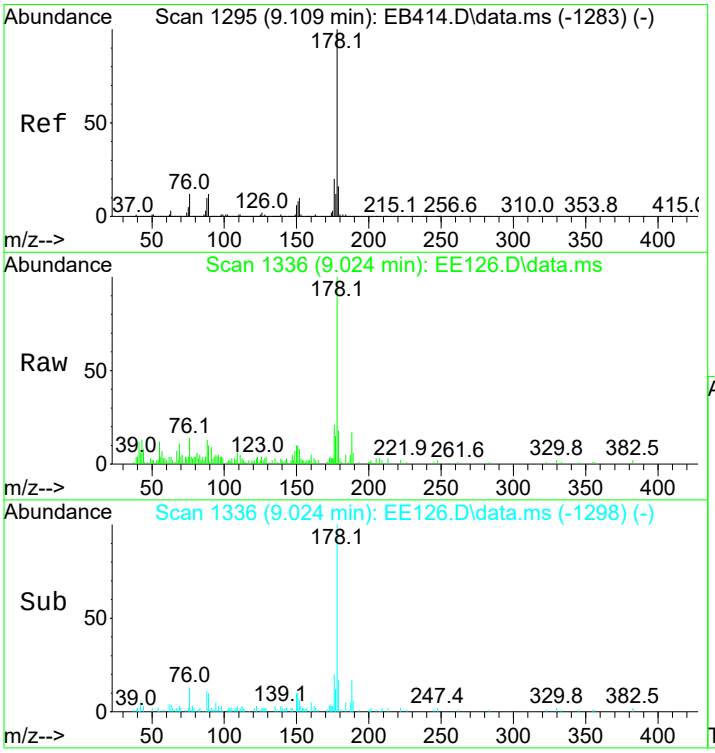

#78
Phenanthrene
Concen: 0.38 ppm
RT: 9.024 min Scan# 1336
Delta R.T. 0.004 min
Lab File: EE126.D
Acq: 16 Jun 2021 11:28 pm

Tgt Ion:178 Resp: 8636

Ion	Ratio	Lower	Upper
178	100		
179	18.0	0.0	35.5
176	18.4	0.7	40.7

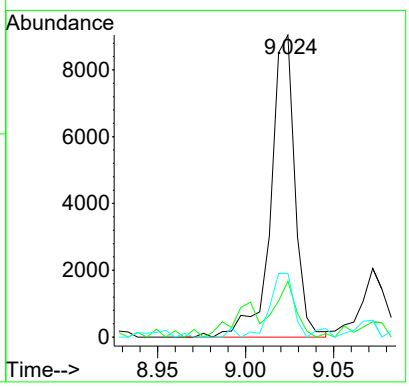

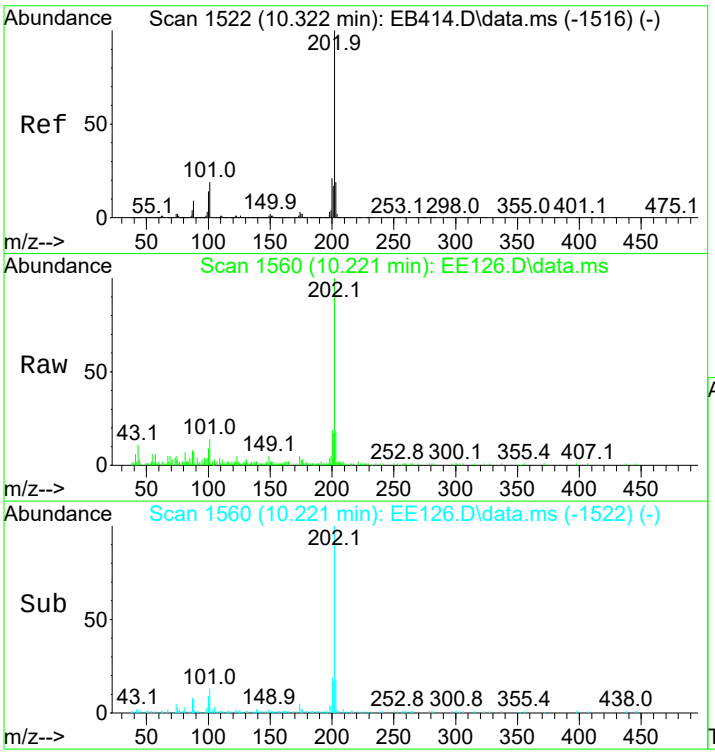

#82
Fluoranthene
Concen: 0.84 ppm
RT: 10.221 min Scan# 1560
Delta R.T. 0.004 min
Lab File: EE126.D
Acq: 16 Jun 2021 11:28 pm

Tgt Ion:202 Resp: 20027

Ion	Ratio	Lower	Upper
202	100		
101	13.7	0.0	37.0
203	17.0	0.0	38.4

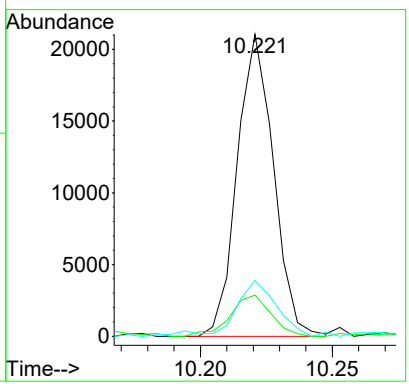

1st DM 06/17/21
2nd BA 06/17/21

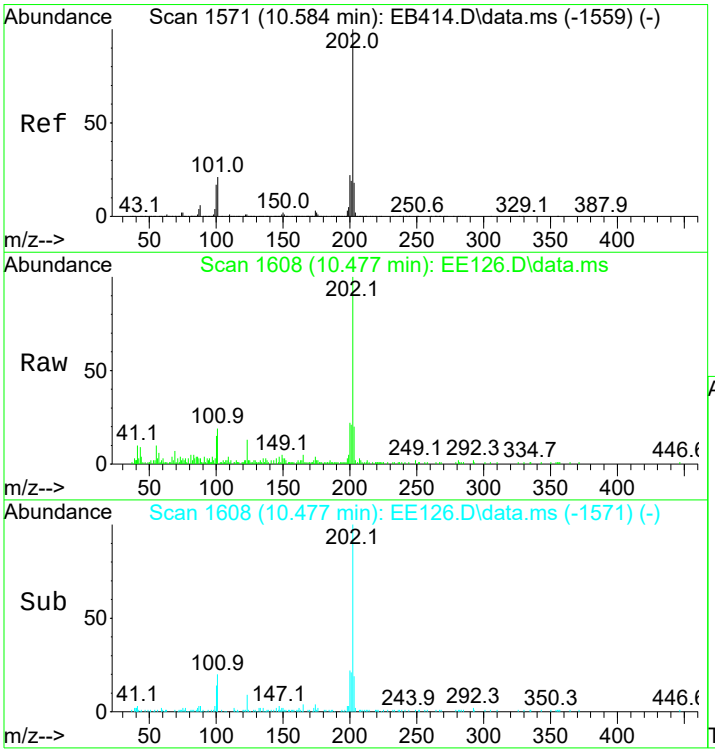

#85
Pyrene
Concen: 0.79 ppm
RT: 10.477 min Scan# 1608
Delta R.T. -0.001 min
Lab File: EE126.D
Acq: 16 Jun 2021 11:28 pm

Tgt Ion:202 Resp: 18362

Ion	Ratio	Lower	Upper
202	100		
200	21.2	2.7	42.7
203	19.4	0.0	38.2

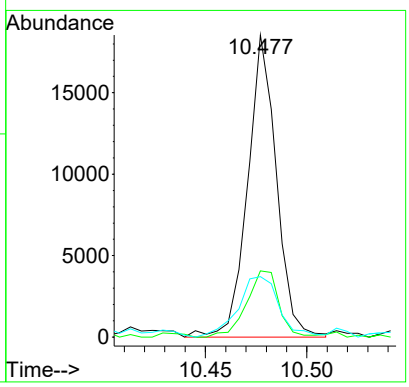

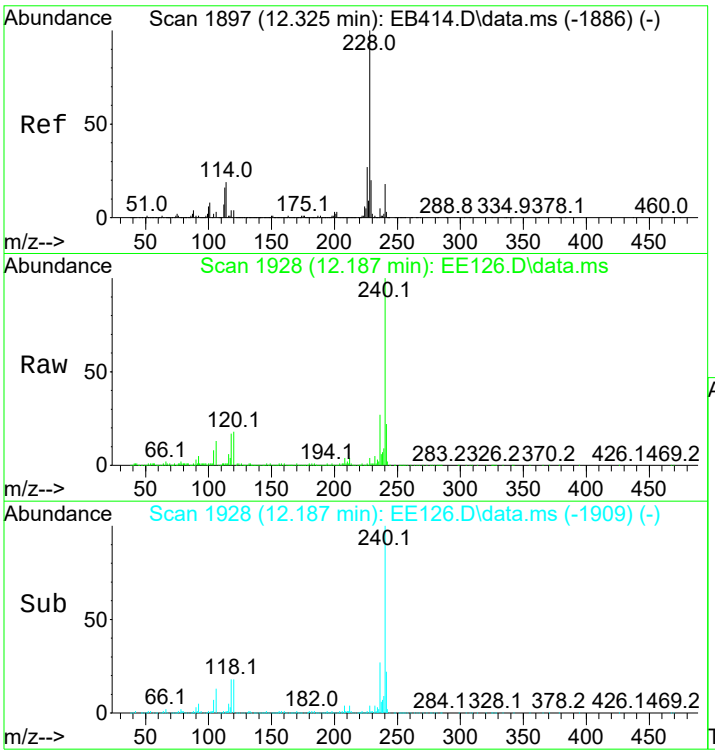

#89
Benzo(a)anthracene
Concen: 0.47 ppm
RT: 12.187 min Scan# 1928
Delta R.T. 0.004 min
Lab File: EE126.D
Acq: 16 Jun 2021 11:28 pm

Tgt Ion:228 Resp: 10625

Ion	Ratio	Lower	Upper
228	100		
229	18.7	0.2	40.2
226	37.1	8.6	48.6

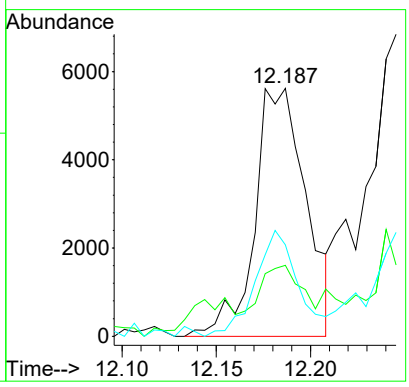

1st DM 06/17/21
2nd BA 06/17/21

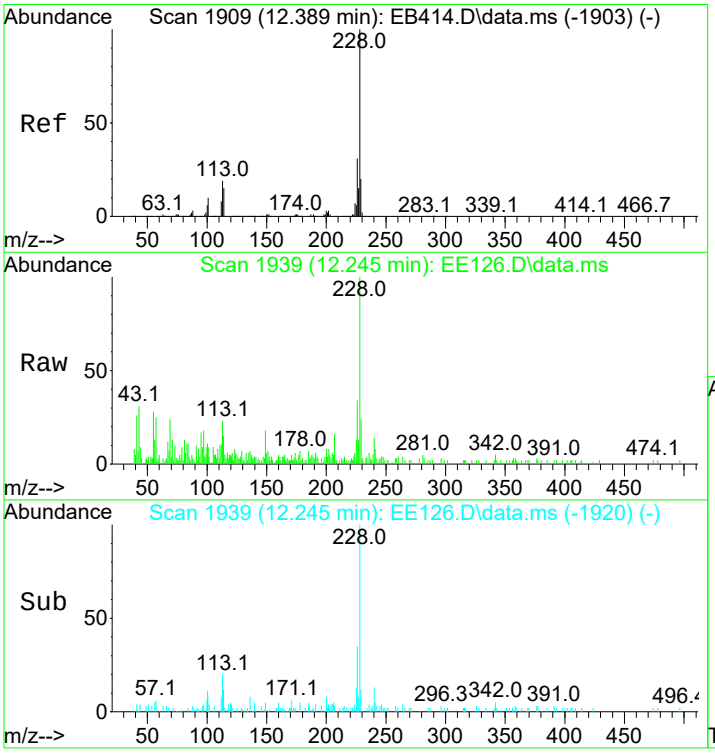

#90
Chrysene
Concen: 0.55 ppm
RT: 12.245 min Scan# 1939
Delta R.T. 0.004 min
Lab File: EE126.D
Acq: 16 Jun 2021 11:28 pm

Tgt Ion:228 Resp: 11917

Ion	Ratio	Lower	Upper
228	100		
226	33.7	11.0	51.0
229	17.1	0.2	40.2

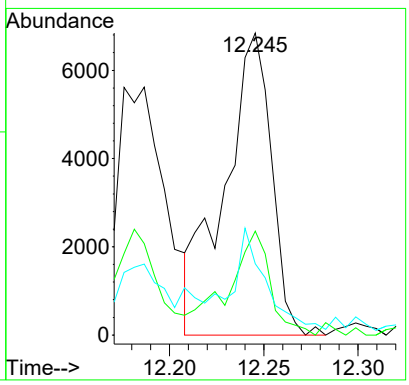

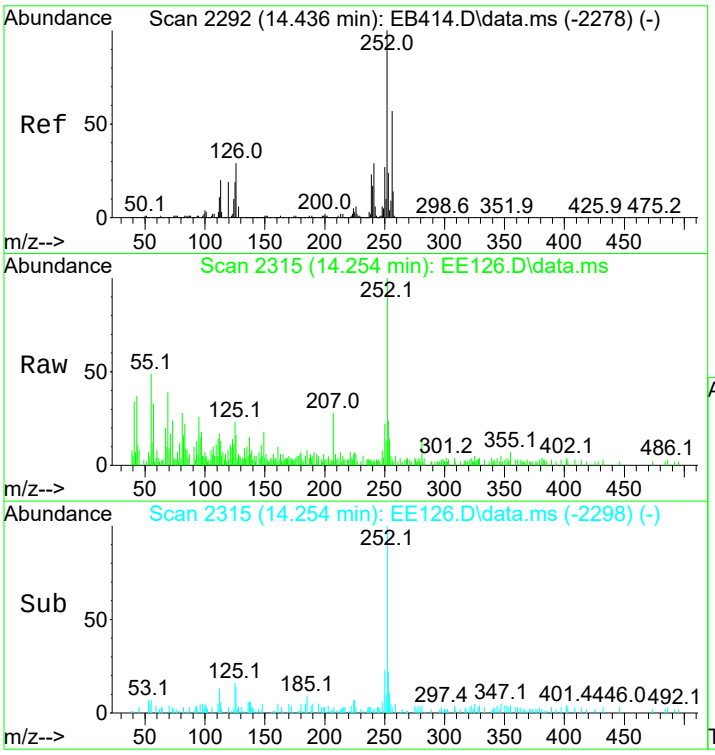

#94
Benzo(b)Fluoranthene
Concen: 0.76 ppm
RT: 14.254 min Scan# 2315
Delta R.T. -0.007 min
Lab File: EE126.D
Acq: 16 Jun 2021 11:28 pm

Tgt Ion:252 Resp: 16073

Ion	Ratio	Lower	Upper
252	100		
253	17.4	4.1	44.1
125	11.5	0.0	37.7

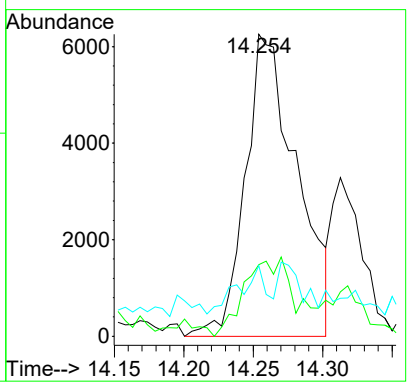

1st DM 06/17/21
2nd BA 06/17/21

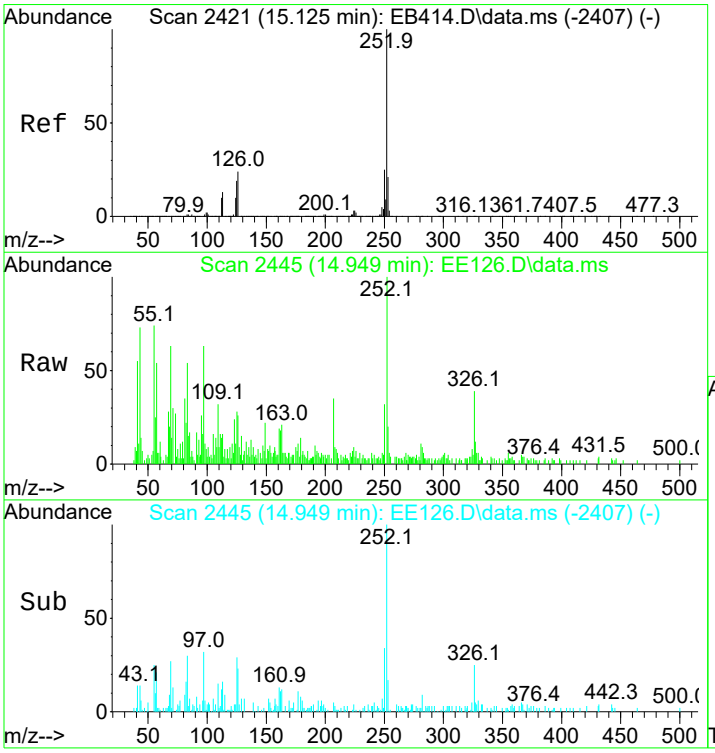

#96
Benzo(a)pyrene
Concen: 0.65 ppm
RT: 14.949 min Scan# 2445
Delta R.T. 0.004 min
Lab File: EE126.D
Acq: 16 Jun 2021 11:28 pm

Tgt Ion:252 Resp: 10412

Ion	Ratio	Lower	Upper
252	100		
253	14.2	1.7	41.7
125	18.5	0.0	36.2

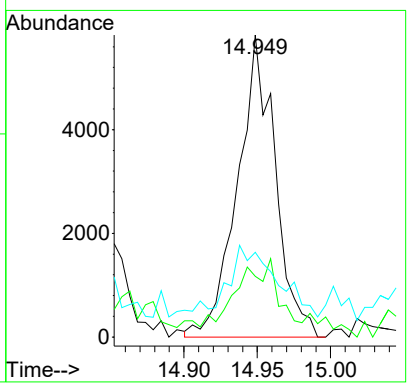

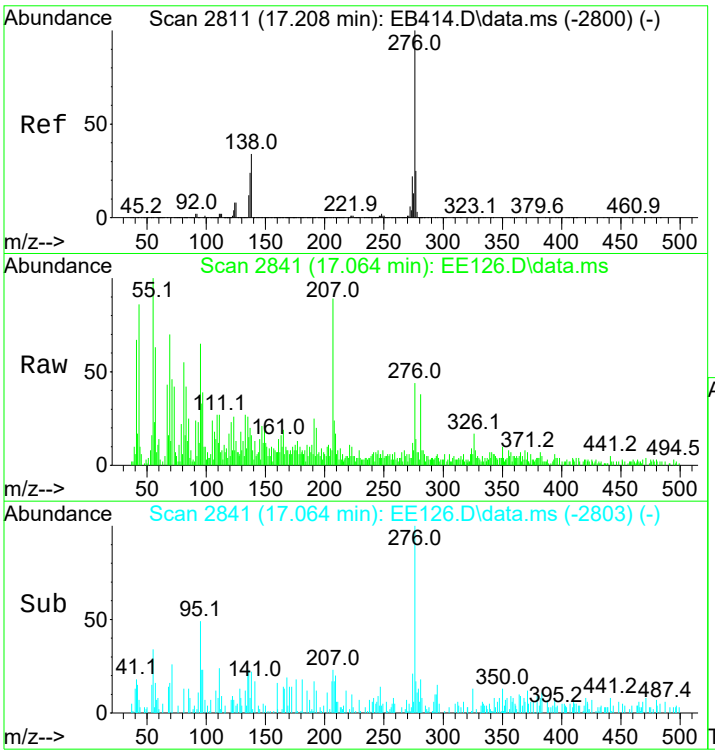

#97
Indeno(1,2,3-cd)Pyrene
Concen: 0.39 ppm m
RT: 17.064 min Scan# 2841
Delta R.T. 0.004 min
Lab File: EE126.D
Acq: 16 Jun 2021 11:28 pm

Tgt Ion:276 Resp: 6521

Ion	Ratio	Lower	Upper
276	100		
138	35.7	7.4	47.4

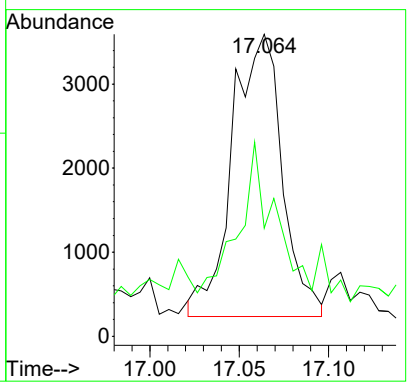

1st DM 06/17/21
2nd BA 06/17/21

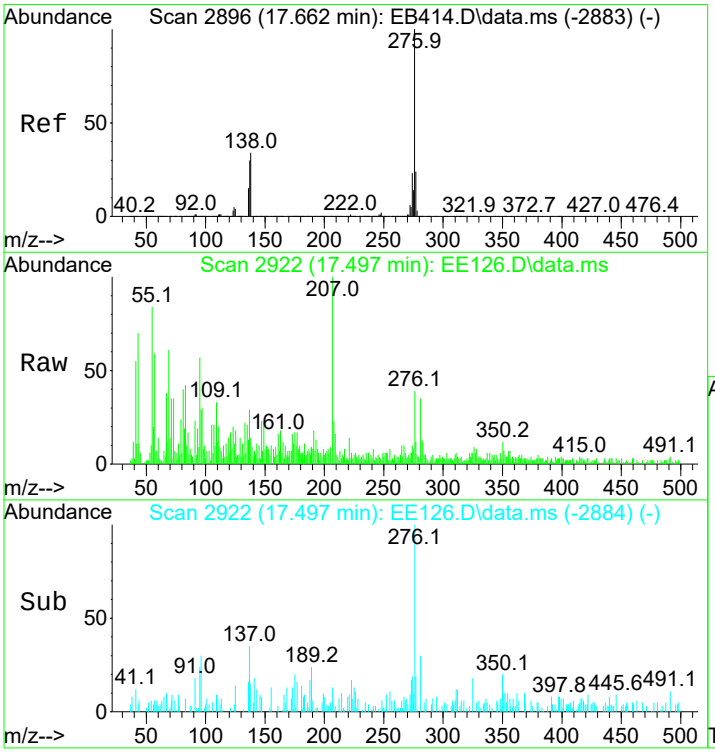

#99
Benzo(g,h,i)perylene
Concen: 0.38 ppm
RT: 17.497 min Scan# 2922
Delta R.T. 0.004 min
Lab File: EE126.D
Acq: 16 Jun 2021 11:28 pm

Tgt Ion:276 Resp: 5939

Ion	Ratio	Lower	Upper
276	100		
138	13.9	10.9	50.9
277	27.1	3.4	43.4

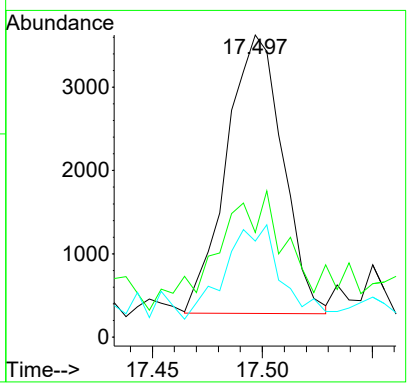

1st DM 06/17/21
2nd BA 06/17/21

Quantitation Report (QT Reviewed)

Data Path : I:\ACQUDATA\5973A\DATA\061621\
Data File : EE129.D
Acq On : 17 Jun 2021 12:53 am
Operator : JMisiurewicz
Sample : R2105887-021
Misc : 381371 8270D SOIL
ALS Vial : 24 Sample Multiplier: 1

Quant Time: Jun 17 08:08:07 2021
Quant Method : I:\ACQUDATA\5973A\METHODS\8270041621AS.M
Quant Title : 8270 BNA ANALYSIS
QLast Update : Thu Jun 17 08:06:28 2021
Response via : Initial Calibration

Compound	R.T.	QIon	Response	Conc	Units	Dev(Min)
Internal Standards						
1) d4-1,4-Dichlorobenzene	4.658	152	223209	40.00	ppm	0.00
25) d8-Naphthalene	5.828	136	845753	40.00	ppm	0.00
43) d10-Acenaphthene	7.532	164	453487	40.00	ppm	0.00
70) d10-Phenanthrene	9.001	188	775606	40.00	ppm	0.00
83) d12-Chrysene	12.201	240	679800	40.00	ppm	0.00
92) d12-Perylene	15.086	264	682646	40.00	ppm	0.02
System Monitoring Compounds						
5) SURR1,2-FLUOROPHENOL	3.584	112	526644	72.81	ppm	0.00
Spiked Amount 100.000	Range 10 - 88		Recovery = 72.81%			
9) SURR2,PHENOL-D6	4.353	99	669883	69.63	ppm	0.00
Spiked Amount 100.000	Range 10 - 145		Recovery = 69.63%			
26) SURR4,NITROBENZENE-D5	5.154	82	304808	40.37	ppm	0.00
Spiked Amount 50.000	Range 10 - 95		Recovery = 80.74%			
49) SURR5,2-FLUOROBIPHENYL	6.869	172	629198	41.31	ppm	0.00
Spiked Amount 50.000	Range 10 - 102		Recovery = 82.62%			
68) SURR3,2,4,6-TRIBROMOPH...	8.317	330	166708	80.91	ppm	0.00
Spiked Amount 100.000	Range 10 - 109		Recovery = 80.91%			
86) SURR6,TERPHENYL-D14	10.668	244	839620	50.39	ppm	0.00
Spiked Amount 50.000	Range 10 - 106		Recovery = 100.78%			

Target Compounds Qvalue

(#) = qualifier out of range (m) = manual integration (+) = signals summed

Quantitation Report (QT Reviewed)

1st DM 06/17/21
2nd BA 06/17/21

Data Path : I:\ACQUDATA\5973A\DATA\061621\
Data File : EE129.D
Acq On : 17 Jun 2021 12:53 am
Operator : JMisiurewicz
Sample : R2105887-021
Misc : 381371 8270D SOIL
ALS Vial : 24 Sample Multiplier: 1

Quant Time: Jun 17 08:08:07 2021
Quant Method : I:\ACQUDATA\5973A\METHODS\8270041621AS.M
Quant Title : 8270 BNA ANALYSIS
QLast Update : Thu Jun 17 08:06:28 2021
Response via : Initial Calibration

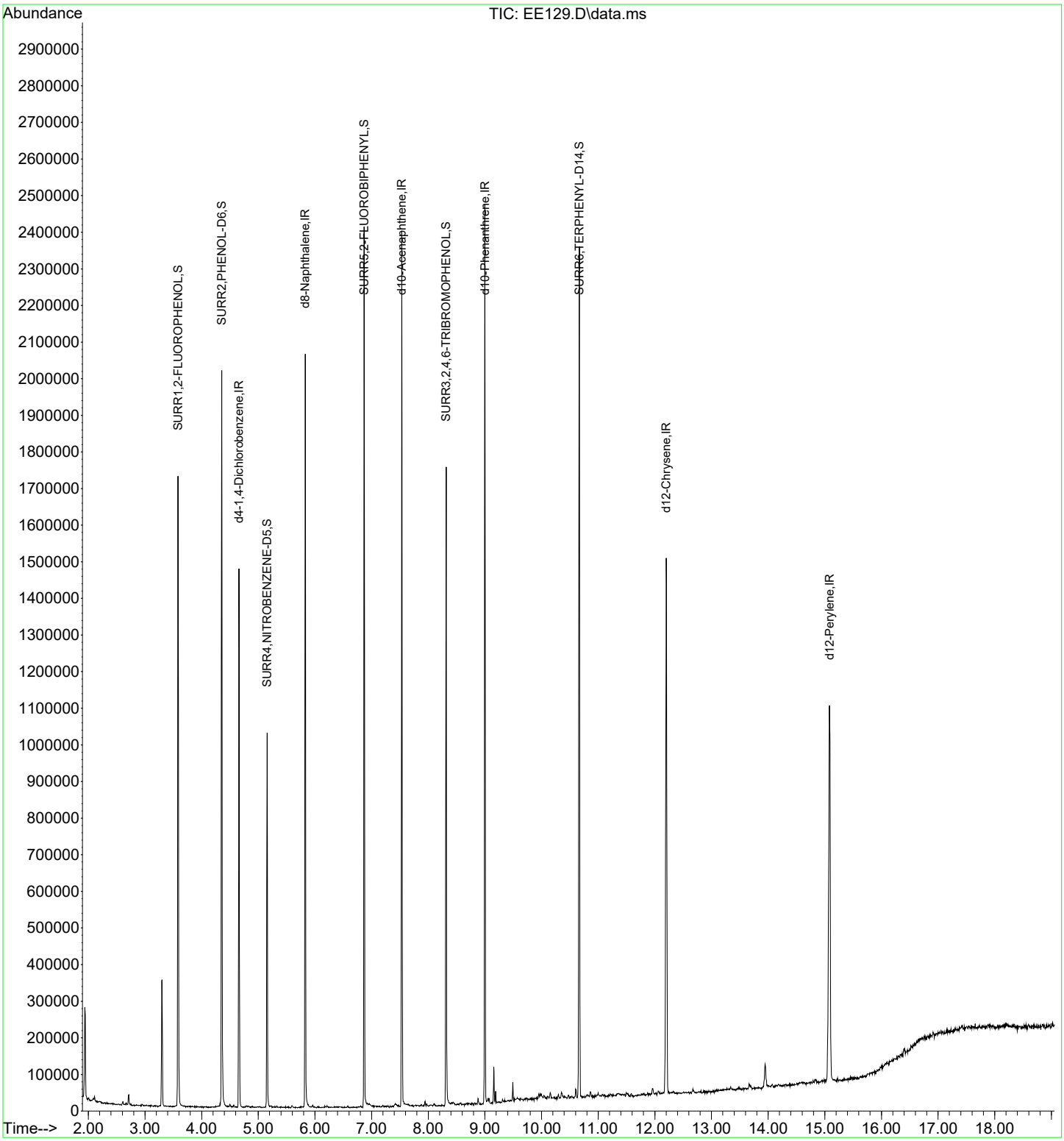

1st DM 06/17/21
2nd BA 06/17/21

Quantitation Report (QT Reviewed)

Data Path : I:\ACQUDATA\5973A\DATA\061621\
Data File : EE110.D
Acq On : 16 Jun 2021 3:52 pm
Operator : JMisiurewicz
Sample : RQ2106778-01
Misc : 381371 8270D SOIL BLK
ALS Vial : 5 Sample Multiplier: 1

Quant Time: Jun 17 08:06:44 2021
Quant Method : I:\ACQUDATA\5973A\METHODS\8270041621AS.M
Quant Title : 8270 BNA ANALYSIS
QLast Update : Thu Jun 17 08:06:28 2021
Response via : Initial Calibration

Compound	R.T.	QIon	Response	Conc	Units	Dev(Min)
Internal Standards						
1) d4-1,4-Dichlorobenzene	4.656	152	192189	40.00	ppm	0.00
25) d8-Naphthalene	5.825	136	713089	40.00	ppm	0.00
43) d10-Acenaphthene	7.530	164	379848	40.00	ppm	0.00
70) d10-Phenanthrene	8.993	188	657093	40.00	ppm	0.00
83) d12-Chrysene	12.188	240	575243	40.00	ppm	-0.01
92) d12-Perylene	15.062	264	637709	40.00	ppm	0.00
System Monitoring Compounds						
5) SURR1,2-FLUOROPHENOL	3.571	112	441624	70.91	ppm	0.00
Spiked Amount 100.000	Range 10 - 88		Recovery = 70.91%			
9) SURR2,PHENOL-D6	4.340	99	547854	66.14	ppm	0.00
Spiked Amount 100.000	Range 10 - 145		Recovery = 66.14%			
26) SURR4,NITROBENZENE-D5	5.152	82	241643	37.96	ppm	0.00
Spiked Amount 50.000	Range 10 - 95		Recovery = 75.92%			
49) SURR5,2-FLUOROBIPHENYL	6.862	172	473311	37.10	ppm	0.00
Spiked Amount 50.000	Range 10 - 102		Recovery = 74.20%			
68) SURR3,2,4,6-TRIBROMOPH...	8.310	330	149374	86.55	ppm	0.00
Spiked Amount 100.000	Range 10 - 109		Recovery = 86.55%			
86) SURR6,TERPHENYL-D14	10.660	244	750108	53.20	ppm	0.00
Spiked Amount 50.000	Range 10 - 106		Recovery = 106.40%#			
Target Compounds						Qvalue
91) bis(2-Ethylhexyl)phtha...	12.273	149	8262	0.628	ppm	95

(#) = qualifier out of range (m) = manual integration (+) = signals summed

Quantitation Report (QT Reviewed)

Data Path : I:\ACQUDATA\5973A\DATA\061621\
Data File : EE110.D
Acq On : 16 Jun 2021 3:52 pm
Operator : JMisiurewicz
Sample : RQ2106778-01
Misc : 381371 8270D SOIL BLK
ALS Vial : 5 Sample Multiplier: 1

Quant Time: Jun 17 08:06:44 2021
Quant Method : I:\ACQUDATA\5973A\METHODS\8270041621AS.M
Quant Title : 8270 BNA ANALYSIS
QLast Update : Thu Jun 17 08:06:28 2021
Response via : Initial Calibration

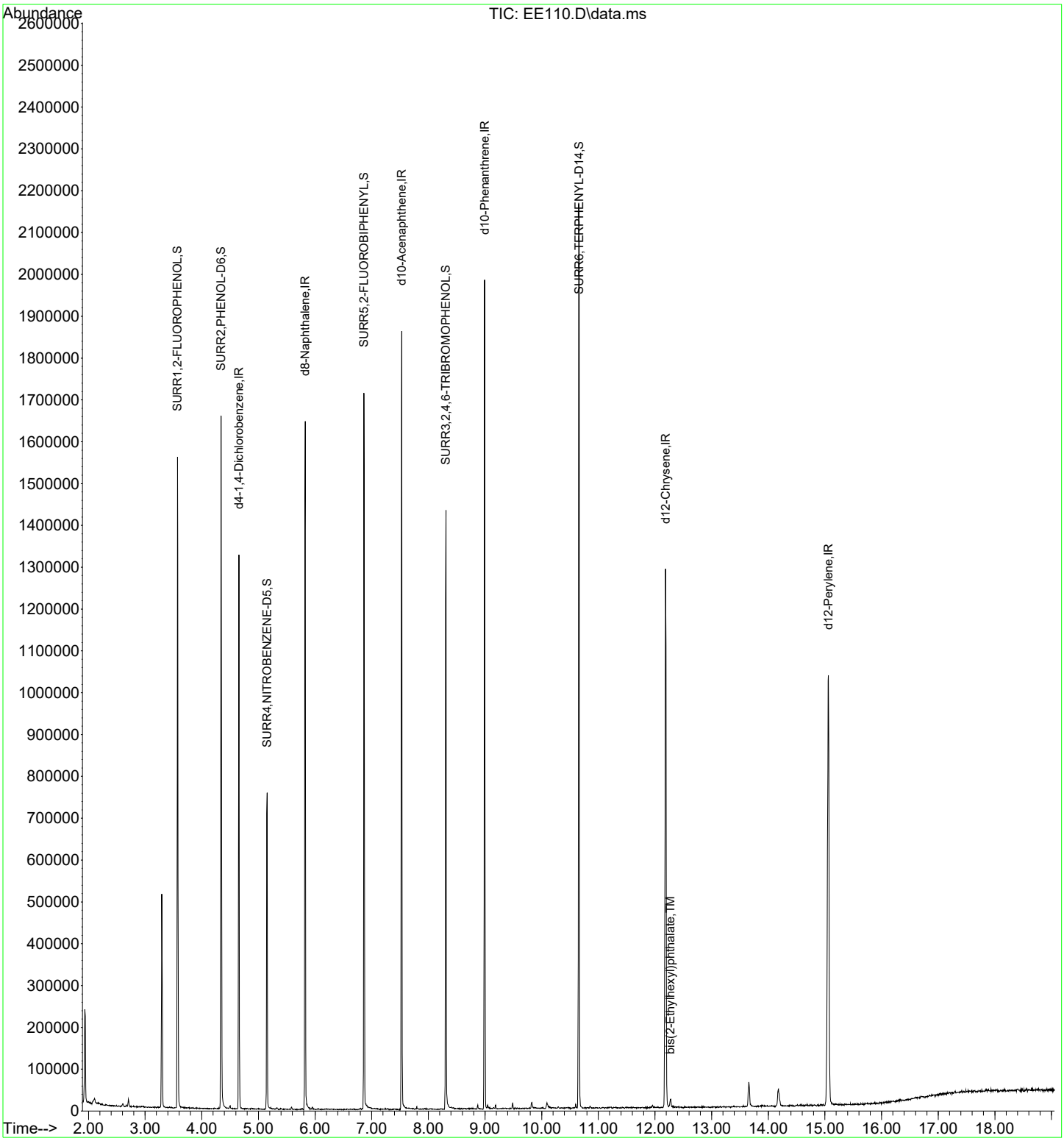

1st DM 06/17/21
2nd BA 06/17/21

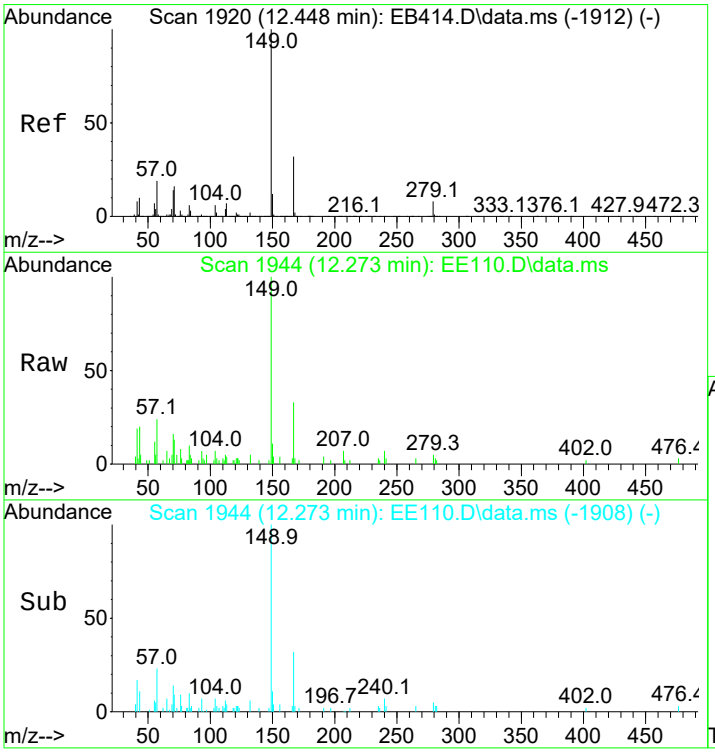

#91
bis(2-Ethylhexyl)phthalate
Concen: 0.63 ppm
RT: 12.273 min Scan# 1944
Delta R.T. -0.006 min
Lab File: EE110.D
Acq: 16 Jun 2021 3:52 pm

Tgt Ion:149 Resp: 8262

Ion	Ratio	Lower	Upper
149	100		
167	33.8	11.1	51.1
279	4.9	0.0	26.2

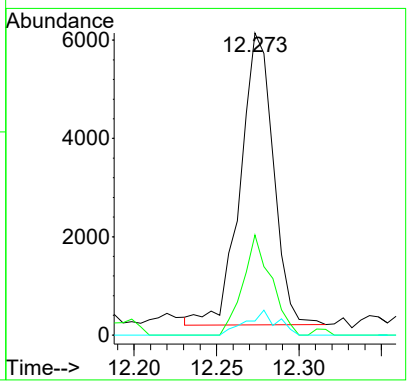

1st DM 06/21/21
2nd BA 06/21/21

Quantitation Report (QT Reviewed)

Data Path : I:\ACQUDATA\5973A\DATA\061721\
Data File : EE140.D
Acq On : 17 Jun 2021 1:49 pm
Operator : JMisiurewicz
Sample : RQ2106778-02
Misc : 381371 8270D SOIL LCS
ALS Vial : 10 Sample Multiplier: 1

Quant Time: Jun 21 08:18:34 2021
Quant Method : I:\ACQUDATA\5973A\METHODS\8270041621A.M
Quant Title : 8270 BNA ANALYSIS
QLast Update : Mon Jun 21 08:17:32 2021
Response via : Initial Calibration

Compound	R.T.	QIon	Response	Conc Units	Dev(Min)
Internal Standards					
1) d4-1,4-Dichlorobenzene	4.640	152	221747	40.00 ppm	0.00
34) d8-Naphthalene	5.810	136	849042	40.00 ppm	0.00
58) d10-Acenaphthene	7.515	164	428725	40.00 ppm	0.00
92) d10-Phenanthrene	8.978	188	748107	40.00 ppm	0.00
118) d12-Chrysene	12.168	240	654996	40.00 ppm	0.00
136) d12-Perylene	15.031	264	673714	40.00 ppm	0.00
System Monitoring Compounds					
8) SURR1,2-FLUOROPHENOL	3.556	112	588416	81.89 ppm	0.00
Spiked Amount 100.000	Range 10 - 88		Recovery = 81.89%		
13) SURR2,PHENOL-D6	4.331	99	718597	75.19 ppm	0.00
Spiked Amount 100.000	Range 10 - 145		Recovery = 75.19%		
35) SURR4,NITROBENZENE-D5	5.137	82	313491	41.36 ppm	0.00
Spiked Amount 50.000	Range 10 - 95		Recovery = 82.72%		
64) SURR5,2-FLUOROBIPHENYL	6.847	172	652586	45.32 ppm	0.00
Spiked Amount 50.000	Range 10 - 102		Recovery = 90.64%		
89) SURR3,2,4,6-TRIBROMOPH...	8.294	330	168129	86.31 ppm	0.00
Spiked Amount 100.000	Range 10 - 109		Recovery = 86.31%		
125) SURR6,TERPHENYL-D14	10.634	244	881038	54.87 ppm	0.00
Spiked Amount 50.000	Range 10 - 106		Recovery = 109.74%#		
Target Compounds					Qvalue
2) 1,4-Dioxane	2.146	88	64055	22.479 ppm	95
3) Pyridine	2.456	79	215597	27.999 ppm	95
4) N-Nitrosodimethylamine	2.424	74	139565	31.291 ppm	85
11) Benzaldehyde	4.261	106	216328	39.777 ppm	95
12) Aniline	4.352	93	420588	36.212 ppm	84
14) Phenol	4.341	94	403441	39.492 ppm	80
15) bis(2-Clethyl)Ether	4.395	93	266588	36.837 ppm	94
17) 2-Chlorophenol	4.464	128	313046	37.608 ppm	94
18) 1,3-Diclbenzene	4.587	146	294885	36.047 ppm	99
19) 1,4-Dichlorobenzene	4.651	146	294471	35.041 ppm	98
20) 1,2-Diclbenzene	4.790	146	291947	36.418 ppm	97
21) Benzyl Alcohol	4.758	79	233172	36.918 ppm	98
22) 1-Methyl-2-pyrrolidinone	4.790	99	203975	38.034 ppm	99
23) 2,2'-oxybis(1-Chloropr...	4.870	45	336246	36.101 ppm #	65
24) 2-Methylphenol	4.876	108	281827	37.860 ppm	91
25) 3+4-Methylphenol	5.009	108	293388	37.813 ppm	94
26) Acetophenone	4.998	105	732460	70.929 ppm	85
27) N-Nitroso-Di-n-propyla...	4.993	70	212604	36.219 ppm	95
31) Hexachloroethane	5.089	117	116089	35.994 ppm	95
33) Alpha-terpinol	5.837	121	124661	53.957 ppm	88
36) Nitrobenzene	5.153	77	297842	38.686 ppm	96
38) Isophorone	5.372	82	531719	37.080 ppm	98
39) 2-Nitrophenol	5.447	139	169144	42.978 ppm	95
40) 2,4-Dimethylphenol	5.495	107	318907	37.625 ppm	91
41) bis(-2-Chloroethoxy)Me...	5.570	93	351184	38.132 ppm	99
42) Benzoic Acid	5.597	105	71706	23.784 ppm	98
43) 2,4-Dichlorophenol	5.688	162	257785	38.686 ppm	99
45) 1,2,4-Trichlorobenzene	5.752	180	252350	36.746 ppm	97
46) Naphthalene	5.826	128	824448	37.001 ppm	100
47) 4-Chloroaniline	5.880	127	327212	35.732 ppm	99
49) Hexachlorobutadiene	5.939	225	143497	38.795 ppm	99
51) 4-Chloro-3-methylphenol	6.366	107	259926	37.583 ppm	100
53) Caprolactam	6.216	113	96136	38.790 ppm	93

Quantitation Report (QT Reviewed)

Data Path : I:\ACQUDATA\5973A\DATA\061721\
Data File : EE140.D
Acq On : 17 Jun 2021 1:49 pm
Operator : JMisiurewicz
Sample : RQ2106778-02
Misc : 381371 8270D SOIL LCS
ALS Vial : 10 Sample Multiplier: 1

Quant Time: Jun 21 08:18:34 2021
Quant Method : I:\ACQUDATA\5973A\METHODS\8270041621A.M
Quant Title : 8270 BNA ANALYSIS
QLast Update : Mon Jun 21 08:17:32 2021
Response via : Initial Calibration

	Compound	R.T.	QIon	Response	Conc	Units	Dev(Min)
56)	2-Methylnaphthalene	6.494	142	573222	38.363	ppm	100
57)	1-Methylnaphthalene	6.590	142	554778	38.468	ppm	99
59)	Hexachlorocyclopentadiene	6.644	237	81832	27.405	ppm	99
60)	1,2,4,5-Tetrachloroben...	6.654	216	233914	40.215	ppm	99
61)	1,2,3,4-Tetrachloroben...	6.932	216	233697	41.211	ppm	99
62)	2,4,6-Trichlorophenol	6.777	196	176171	43.315	ppm	99
63)	2,4,5-Trichlorophenol	6.825	196	185869	43.833	ppm	97
66)	1,1'-Biphenyl	6.948	154	671245	41.484	ppm	99
67)	2-Chloronaphthalene	6.970	162	535030	42.143	ppm	99
68)	2-Nitroaniline	7.071	65	160754	45.016	ppm	95
70)	m-Dinitrobenzene	7.290	168	108555	54.283	ppm	91
71)	Acenaphthylene	7.376	152	861778	45.488	ppm	99
72)	Dimethyl phthalate	7.247	163	609262	44.374	ppm	99
73)	2,6-Dinitrotoluene	7.312	165	148795	51.752	ppm	98
74)	Acenaphthene	7.547	153	559541	41.775	ppm	95
75)	3-Nitroaniline	7.477	138	146984	41.878	ppm	95
76)	2,4-Dinitrophenol	7.589	184	38804	28.209	ppm	94
77)	Dibenzofuran	7.712	168	746425	42.763	ppm	95
78)	2,4-Dinitrotoluene	7.712	165	209791	55.264	ppm	94
79)	4-Nitrophenol	7.680	65	103633	33.185	ppm	96
83)	2,3,4,6-Tetrachlorophenol	7.846	232	127557	43.621	ppm	97
84)	Fluorene	8.054	166	584711	41.314	ppm	98
85)	4-Chlorophenyl-phenyle...	8.049	204	266402	40.358	ppm	97
86)	Diethylphthalate	7.942	149	619155	44.231	ppm	99
87)	4-Nitroaniline	8.081	138	165977	42.224	ppm	88
91)	Octachlorocyclopentene	8.294	307	244320	122.606	ppm	96
94)	4,6-Dinitro-2-methylph...	8.118	198	86395	36.449	ppm	92
95)	Diphenylamine	8.172	169	484821	43.378	ppm	99
96)	1,2 Diphenylhydrazine	8.209	77	584154	37.354	ppm	97
97)	N-Nitrosodiphenylamine	8.172	169	485279	43.419	ppm	99
102)	4-Bromophenyl-phenylether	8.530	248	159129	39.941	ppm	96
103)	Hexachlorobenzene	8.594	284	186752	40.810	ppm	97
105)	Atrazine	8.700	215	91187	48.513	ppm	88
106)	Pentachlorophenol	8.802	266	70208	32.340	ppm	95
112)	Phenanthrene	9.000	178	885742	43.307	ppm	99
113)	Anthracene	9.053	178	895858	45.944	ppm	100
114)	Carbazole	9.213	167	917067	46.271	ppm	99
115)	Di-n-butylphthalate	9.550	149	1171157	48.904	ppm	100
117)	Fluoranthene	10.196	202	996234	45.835	ppm	97
123)	Benzidine	10.346	184	427123	38.273	ppm	99
124)	Pyrene	10.453	202	1044938	49.371	ppm	99
129)	Butyl benzyl phthalate	11.291	149	528725	48.036	ppm	95
132)	3,3'-Dichlorobenzidine	12.119	252	334839	44.230	ppm	98
133)	Benzo(a)anthracene	12.146	228	964001	46.510	ppm	98
134)	Chrysene	12.216	228	945657	47.474	ppm	98
135)	bis(2-Ethylhexyl)phtha...	12.248	149	735065	49.057	ppm	99
137)	Di-n-octyl phthalate	13.540	149	1257250	54.490	ppm	99
139)	Benzo(b)Fluoranthene	14.219	252	962309	47.948	ppm	94
140)	Benzo(k)fluoranthene	14.278	252	944610	50.114	ppm	99
141)	Benzo(a)pyrene	14.908	252	891167	58.984	ppm	99
143)	Indeno(1,2,3-cd)Pyrene	17.024	276	816674	51.964	ppm	98
144)	Dibenz(a,h)anthracene	17.072	278	893938	53.034	ppm	98
145)	Benzo(g,h,i)perylene	17.462	276	797728	54.435	ppm	99

(#) = qualifier out of range (m) = manual integration (+) = signals summed

Quantitation Report (QT Reviewed)

Data Path : I:\ACQUDATA\5973A\DATA\061721\
Data File : EE140.D
Acq On : 17 Jun 2021 1:49 pm
Operator : JMisiurewicz
Sample : RQ2106778-02
Misc : 381371 8270D SOIL LCS
ALS Vial : 10 Sample Multiplier: 1

Quant Time: Jun 21 08:18:34 2021
Quant Method : I:\ACQUDATA\5973A\METHODS\8270041621A.M
Quant Title : 8270 BNA ANALYSIS
QLast Update : Mon Jun 21 08:17:32 2021
Response via : Initial Calibration

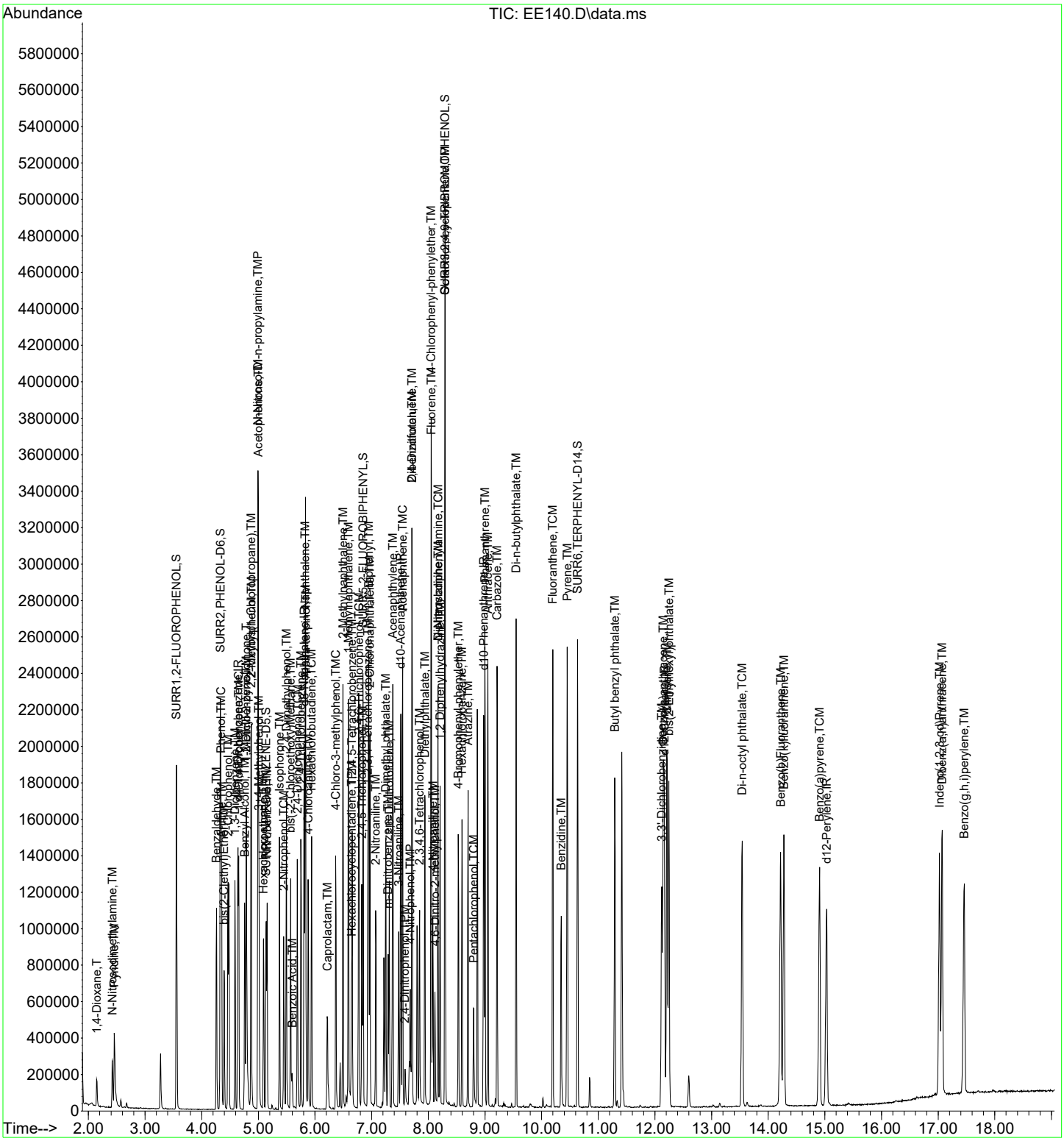

1st DM 06/17/21
2nd BA 06/17/21

Quantitation Report (QT Reviewed)

Data Path : I:\ACQUDATA\5973A\DATA\061621\
Data File : EE112.D
Acq On : 16 Jun 2021 4:47 pm
Operator : JMisiurewicz
Sample : RQ2106778-03
Misc : 381371 8270D SOIL LCSD
ALS Vial : 7 Sample Multiplier: 1

Quant Time: Jun 17 08:06:52 2021
Quant Method : I:\ACQUDATA\5973A\METHODS\8270041621AS.M
Quant Title : 8270 BNA ANALYSIS
QLast Update : Thu Jun 17 08:06:28 2021
Response via : Initial Calibration

Compound	R.T.	QIon	Response	Conc Units	Dev(Min)
Internal Standards					
1) d4-1,4-Dichlorobenzene	4.656	152	188929	40.00 ppm	0.00
25) d8-Naphthalene	5.826	136	743234	40.00 ppm	0.00
43) d10-Acenaphthene	7.530	164	392107	40.00 ppm	0.00
70) d10-Phenanthrene	8.993	188	682294	40.00 ppm	0.00
83) d12-Chrysene	12.193	240	612357	40.00 ppm	0.00
92) d12-Perylene	15.062	264	655925	40.00 ppm	0.00
System Monitoring Compounds					
5) SURR1,2-FLUOROPHENOL	3.577	112	434048	70.90 ppm	0.00
Spiked Amount 100.000	Range 10 - 88		Recovery = 70.90%		
9) SURR2,PHENOL-D6	4.346	99	519558	63.80 ppm	0.00
Spiked Amount 100.000	Range 10 - 145		Recovery = 63.80%		
26) SURR4,NITROBENZENE-D5	5.152	82	229186	34.54 ppm	0.00
Spiked Amount 50.000	Range 10 - 95		Recovery = 69.08%		
49) SURR5,2-FLUOROBIPHENYL	6.867	172	495421	37.62 ppm	0.00
Spiked Amount 50.000	Range 10 - 102		Recovery = 75.24%		
68) SURR3,2,4,6-TRIBROMOPH...	8.310	330	140784	79.02 ppm	0.00
Spiked Amount 100.000	Range 10 - 109		Recovery = 79.02%		
86) SURR6,TERPHENYL-D14	10.655	244	741815	49.42 ppm	0.00
Spiked Amount 50.000	Range 10 - 106		Recovery = 98.84%		
Target Compounds					Qvalue
2) 1,4-Dioxane	2.193	88	47569	19.593 ppm	96
3) Pyridine	2.497	79	160243	24.425 ppm	92
4) N-Nitrosodimethylamine	2.460	74	102970	27.097 ppm	86
7) Benzaldehyde	4.282	106	150697	32.522 ppm	99
8) Aniline	4.367	93	299099	30.225 ppm	71
10) Phenol	4.356	94	290223	33.344 ppm	84
11) bis(2-Clethyl)Ether	4.415	93	190383	30.877 ppm	92
12) 2-Chlorophenol	4.479	128	219119	30.897 ppm	99
13) 1,3-Diclbenzene	4.608	146	208010	29.845 ppm	99
14) 1,4-Dichlorobenzene	4.672	146	210573	29.410 ppm	97
15) 1,2-Diclbenzene	4.805	146	208748	30.563 ppm	99
16) Benzyl Alcohol	4.779	79	177571	32.999 ppm	97
17) 1-Methyl-2-pyrrolidinone	4.795	99	158186	34.620 ppm	93
18) 2,2'-oxybis(1-Chloropr...	4.891	45	251379	31.677 ppm #	64
19) 2-Methylphenol	4.891	108	208970	32.949 ppm	91
20) 3+4-Methylphenol	5.024	108	224333	33.935 ppm	94
21) Acetophenone	5.014	105	539227	61.287 ppm	86
22) N-Nitroso-Di-n-propyla...	5.008	70	161190	32.230 ppm	94
23) Hexachloroethane	5.110	117	84297	30.677 ppm	99
24) Alpha-terpinol	5.852	121	96242	48.893 ppm	92
27) Nitrobenzene	5.168	77	220130	32.663 ppm	98
28) Isophorone	5.388	82	413965	32.978 ppm	98
29) 2-Nitrophenol	5.462	139	122195	35.468 ppm	99
30) 2,4-Dimethylphenol	5.510	107	244483	32.951 ppm	91
31) bis(-2-Chloroethoxy)Me...	5.585	93	266931	33.110 ppm	99
32) Benzoic Acid	5.607	105	80712	28.457 ppm	97
33) 2,4-Dichlorophenol	5.703	162	192908	33.072 ppm	99
34) 1,2,4-Trichlorobenzene	5.772	180	186126	30.961 ppm	99
35) Naphthalene	5.847	128	617174	31.641 ppm	100
36) 4-Chloroaniline	5.895	127	247997	30.937 ppm	98
38) Hexachlorobutadiene	5.959	225	106858	33.003 ppm	99
39) 4-Chloro-3-methylphenol	6.381	107	204695	33.810 ppm	99
40) Caprolactam	6.237	113	77115	35.545 ppm	84

Quantitation Report (QT Reviewed)

Data Path : I:\ACQUDATA\5973A\DATA\061621\
Data File : EE112.D
Acq On : 16 Jun 2021 4:47 pm
Operator : JMisiurewicz
Sample : RQ2106778-03
Misc : 381371 8270D SOIL LCSD
ALS Vial : 7 Sample Multiplier: 1

Quant Time: Jun 17 08:06:52 2021
Quant Method : I:\ACQUDATA\5973A\METHODS\8270041621AS.M
Quant Title : 8270 BNA ANALYSIS
QLast Update : Thu Jun 17 08:06:28 2021
Response via : Initial Calibration

Compound	R.T.	QIon	Response	Conc Units	Dev(Min)
41) 2-Methylnaphthalene	6.509	142	431708	33.006 ppm	98
42) 1-Methylnaphthalene	6.606	142	432626	34.269 ppm	99
44) Hexachlorocyclopentadiene	6.659	237	62041	22.966 ppm	99
45) 1,2,4,5-Tetrachloroben...	6.675	216	181927	34.198 ppm	96
46) 1,2,3,4-Tetrachloroben...	6.953	216	181320	34.961 ppm	100
47) 2,4,6-Trichlorophenol	6.792	196	135193	36.344 ppm	98
48) 2,4,5-Trichlorophenol	6.841	196	143957	37.119 ppm	96
50) 1,1'-Biphenyl	6.963	154	526338	35.566 ppm	99
51) 2-Chloronaphthalene	6.985	162	417039	35.917 ppm	100
52) 2-Nitroaniline	7.092	65	132289	40.504 ppm	87
53) Acenaphthylene	7.391	152	684587	39.510 ppm	99
54) Dimethyl phthalate	7.268	163	490998	39.100 ppm	99
55) 2,6-Dinitrotoluene	7.327	165	121312	46.133 ppm	94
56) Acenaphthene	7.562	153	443586	36.211 ppm	97
57) 3-Nitroaniline	7.492	138	124624	38.823 ppm	98
58) 2,4-Dinitrophenol	7.604	184	30490	24.935 ppm	94
59) Dibenzofuran	7.733	168	602096	37.716 ppm	96
60) 2,4-Dinitrotoluene	7.727	165	169416	48.796 ppm	93
61) 4-Nitrophenol	7.695	65	82891	29.371 ppm	91
62) Pentachlorobenzene	7.695	250	1285	0.267 ppm	88
63) 2,3,4,6-Tetrachlorophenol	7.861	232	103879	39.093 ppm	98
64) Fluorene	8.069	166	508232	39.264 ppm	100
65) 4-Chlorophenyl-phenyle...	8.069	204	238649	39.530 ppm	91
66) Diethylphthalate	7.957	149	511021	39.916 ppm	99
67) 4-Nitroaniline	8.096	138	150295	41.805 ppm	93
69) Octachlorocyclopentene	8.315	307	214765	117.839 ppm	97
71) 4,6-Dinitro-2-methylph...	8.133	198	72129	33.761 ppm	88
72) 1,2 Diphenylhydrazine	8.224	77	492033	34.498 ppm	98
73) N-Nitrosodiphenylamine	8.187	169	431177	42.299 ppm	99
74) 4-Bromophenyl-phenylether	8.550	248	131894	36.298 ppm	96
75) Hexachlorobenzene	8.614	284	153944	36.886 ppm	94
76) Atrazine	8.716	215	79981	46.656 ppm	91
77) Pentachlorophenol	8.817	266	55727	28.566 ppm	96
78) Phenanthrene	9.020	178	736580	39.488 ppm	99
79) Anthracene	9.068	178	744702	41.876 ppm	99
80) Carbazole	9.234	167	780379	43.172 ppm	100
81) Di-n-butylphthalate	9.570	149	980135	44.876 ppm	99
82) Fluoranthene	10.217	202	841079	42.430 ppm	96
84) Benzidine	10.366	184	349097	33.460 ppm	98
85) Pyrene	10.473	202	882988	44.625 ppm	99
87) Butyl benzyl phthalate	11.317	149	452457	43.969 ppm	95
88) 3,3'-Dichlorobenzidine	12.145	252	307225	43.408 ppm	98
89) Benzo(a)anthracene	12.177	228	829525	42.808 ppm	99
90) Chrysene	12.241	228	805629	43.260 ppm	100
91) bis(2-Ethylhexyl)phtha...	12.274	149	610277	43.565 ppm	98
93) Di-n-octyl phthalate	13.572	149	1060099	47.191 ppm	99
94) Benzo(b)Fluoranthene	14.250	252	824493	42.195 ppm	94
95) Benzo(k)fluoranthene	14.309	252	825795	44.999 ppm	98
96) Benzo(a)pyrene	14.939	252	779230	52.974 ppm	99
97) Indeno(1,2,3-cd)Pyrene	17.049	276	736196	48.113 ppm	96
98) Dibenz(a,h)anthracene	17.097	278	798820	48.676 ppm	99
99) Benzo(g,h,i)perylene	17.487	276	761233	53.353 ppm	96

(#) = qualifier out of range (m) = manual integration (+) = signals summed

Quantitation Report (QT Reviewed)

Data Path : I:\ACQUDATA\5973A\DATA\061621\
Data File : EE112.D
Acq On : 16 Jun 2021 4:47 pm
Operator : JMisiurewicz
Sample : RQ2106778-03
Misc : 381371 8270D SOIL LCSD
ALS Vial : 7 Sample Multiplier: 1

Quant Time: Jun 17 08:06:52 2021
Quant Method : I:\ACQUDATA\5973A\METHODS\8270041621AS.M
Quant Title : 8270 BNA ANALYSIS
QLast Update : Thu Jun 17 08:06:28 2021
Response via : Initial Calibration

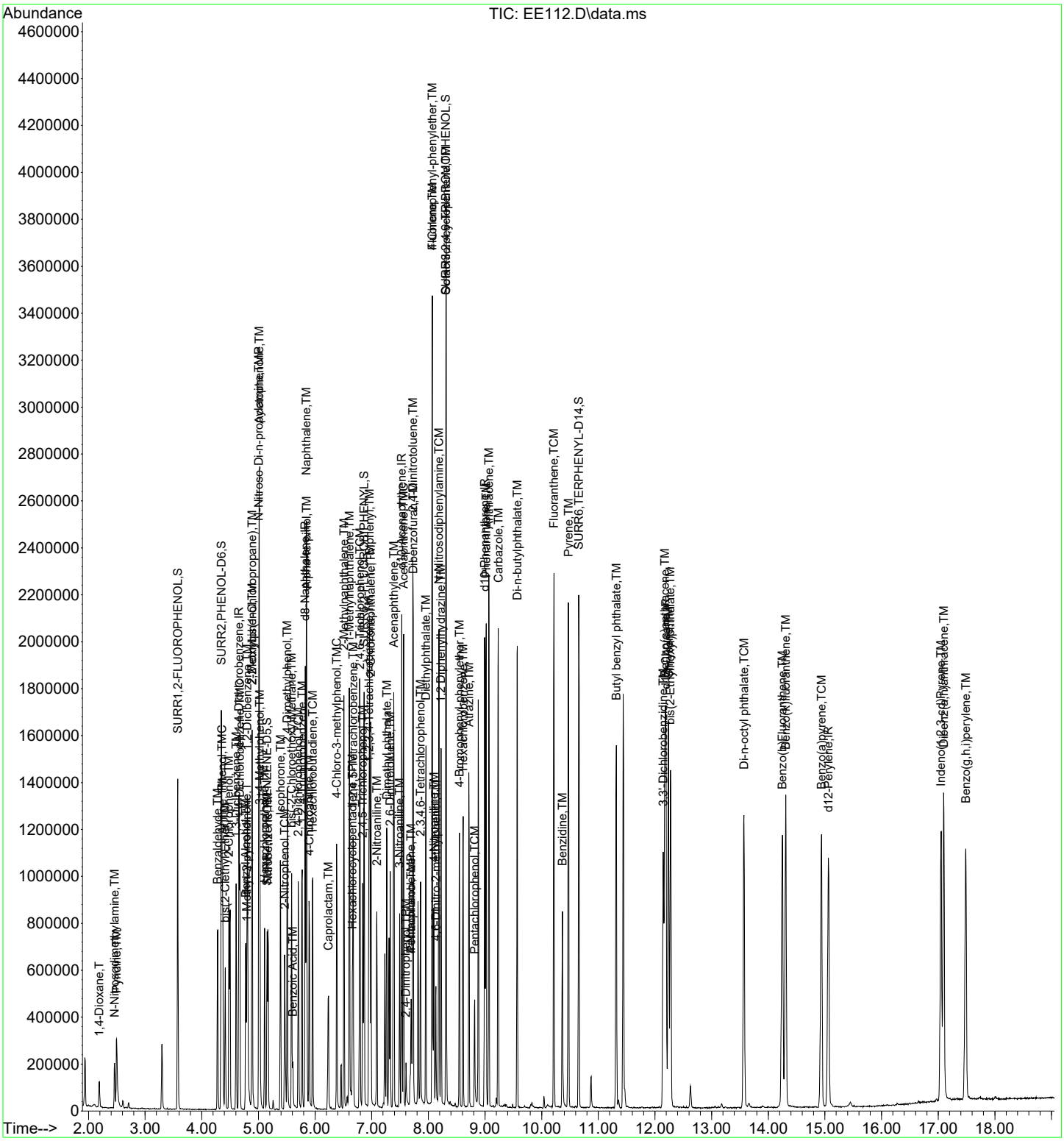

Quantitation Report (Qedit)

Data Path : I:\ACQUDATA\5973A\DATA\061621\
Data File : EE127.D
Acq On : 16 Jun 2021 11:56 pm
Operator : JMisiurewicz
Sample : R2105887-019MS
Misc : 381371 8270D SOIL
ALS Vial : 22 Sample Multiplier: 1

Quant Time: Jun 17 08:07:59 2021
Quant Method : I:\ACQUDATA\5973A\METHODS\8270041621AS.M
Quant Title : 8270 BNA ANALYSIS
QLast Update : Thu Jun 17 08:06:28 2021
Response via : Initial Calibration

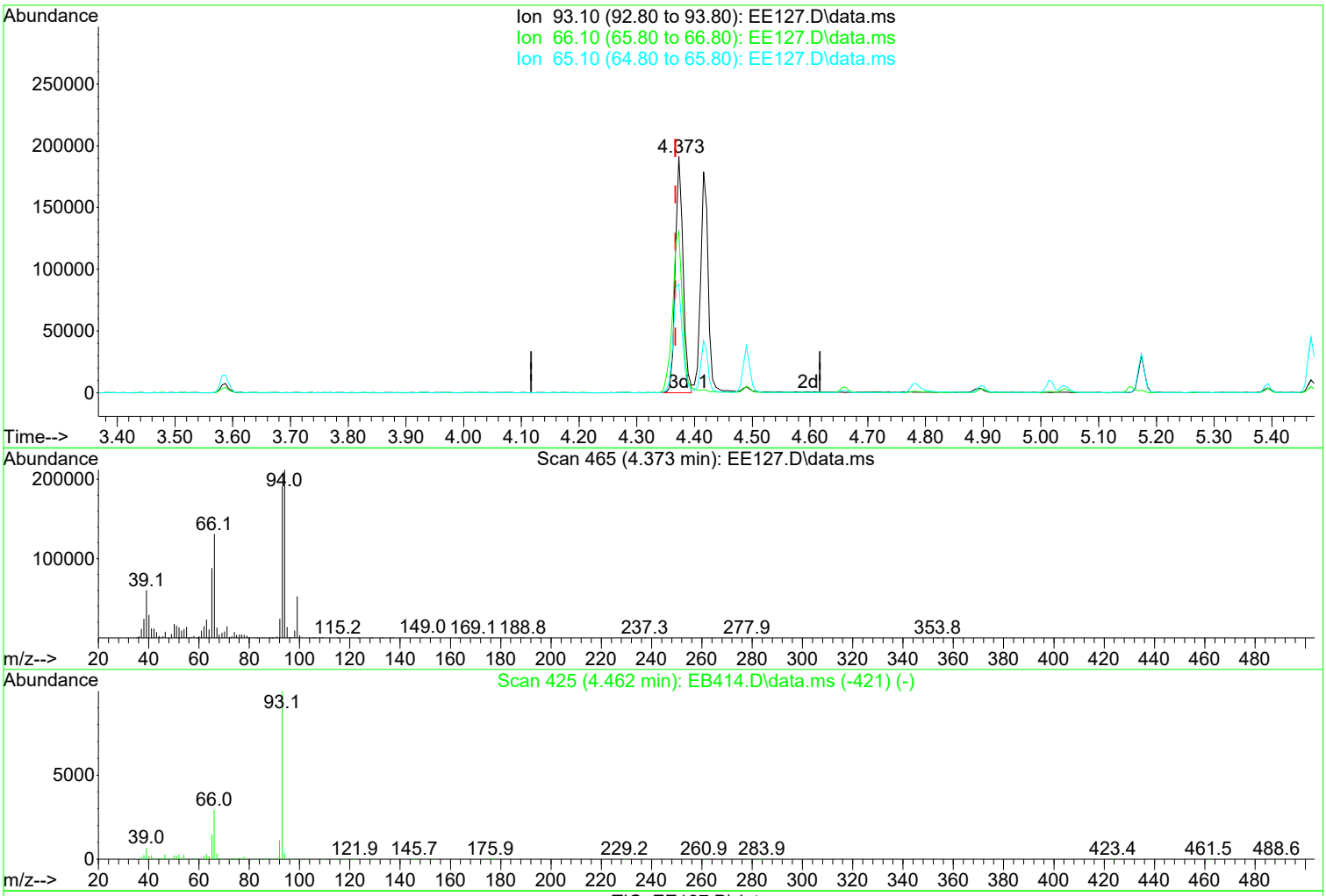

(8) Aniline (TM)

4.373min (+ 0.005) 15.13 ppm m

response 179195

Ion	Exp%	Act%
93.10	100.00	100.00
66.10	30.10	68.46#
65.10	13.30	46.22#
0.00	0.00	0.00

Manual Integration:

After

Wrong peak selected.

06/17/21

Quantitation Report (Qedit)

1st DM 06/17/21
2nd BA 06/17/21

Data Path : I:\ACQUDATA\5973A\DATA\061621\
Data File : EE127.D
Acq On : 16 Jun 2021 11:56 pm
Operator : JMisiurewicz
Sample : R2105887-019MS
Misc : 381371 8270D SOIL
ALS Vial : 22 Sample Multiplier: 1

Quant Time: Jun 17 08:07:59 2021
Quant Method : I:\ACQUDATA\5973A\METHODS\8270041621AS.M
Quant Title : 8270 BNA ANALYSIS
QLast Update : Thu Jun 17 08:06:28 2021
Response via : Initial Calibration

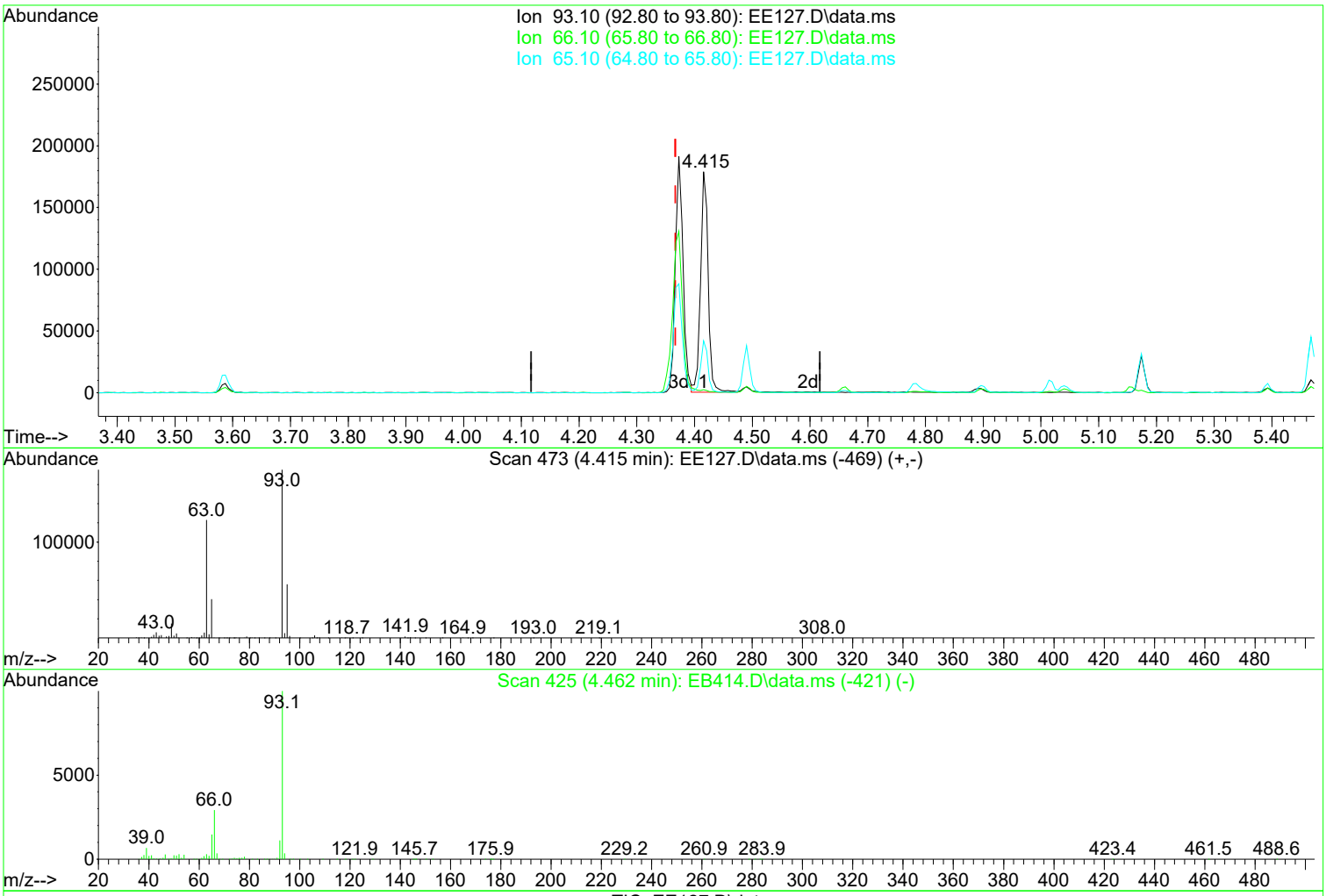

(8) Aniline (TM)

4.415min (+ 0.048) 13.92 ppm

response 164844

Ion	Exp%	Act%
93.10	100.00	100.00
66.10	30.10	0.13
65.10	13.30	23.00
0.00	0.00	0.00

Manual Integration:

Before

06/17/21

Quantitation Report (QT Reviewed)

Data Path : I:\ACQUDATA\5973A\DATA\061621\
Data File : EE127.D
Acq On : 16 Jun 2021 11:56 pm
Operator : JMisiurewicz
Sample : R2105887-019MS
Misc : 381371 8270D SOIL
ALS Vial : 22 Sample Multiplier: 1

Quant Time: Jun 17 08:07:59 2021
Quant Method : I:\ACQUDATA\5973A\METHODS\8270041621AS.M
Quant Title : 8270 BNA ANALYSIS
QLast Update : Thu Jun 17 08:06:28 2021
Response via : Initial Calibration

Compound	R.T.	QIon	Response	Conc	Units	Dev(Min)
Internal Standards						
1) d4-1,4-Dichlorobenzene	4.661	152	226140	40.00	ppm	0.00
25) d8-Naphthalene	5.831	136	864413	40.00	ppm	0.00
43) d10-Acenaphthene	7.535	164	462060	40.00	ppm	0.00
70) d10-Phenanthrene	8.999	188	770389	40.00	ppm	0.00
83) d12-Chrysene	12.209	240	682323	40.00	ppm	0.01
92) d12-Perylene	15.089	264	683100	40.00	ppm	0.02
System Monitoring Compounds						
5) SURR1,2-FLUOROPHENOL	3.587	112	358082	48.87	ppm	0.01
Spiked Amount 100.000	Range 10 - 88		Recovery = 48.87%			
9) SURR2,PHENOL-D6	4.357	99	453517	46.53	ppm	0.01
Spiked Amount 100.000	Range 10 - 145		Recovery = 46.53%			
26) SURR4,NITROBENZENE-D5	5.158	82	194898	25.26	ppm	0.00
Spiked Amount 50.000	Range 10 - 95		Recovery = 50.52%			
49) SURR5,2-FLUOROBIPHENYL	6.867	172	452506	29.16	ppm	0.00
Spiked Amount 50.000	Range 10 - 102		Recovery = 58.32%			
68) SURR3,2,4,6-TRIBROMOPH...	8.320	330	149164	71.05	ppm	0.00
Spiked Amount 100.000	Range 10 - 109		Recovery = 71.05%			
86) SURR6,TERPHENYL-D14	10.666	244	797055	47.65	ppm	0.00
Spiked Amount 50.000	Range 10 - 106		Recovery = 95.30%			
Target Compounds						Qvalue
2) 1,4-Dioxane	2.188	88	40908	14.077	ppm	93
3) Pyridine	2.497	79	135973	17.316	ppm	97
4) N-Nitrosodimethylamine	2.460	74	83969	18.461	ppm	85
7) Benzaldehyde	4.282	106	133942	24.150	ppm	97
8) Aniline	4.373	93	179195m	15.129	ppm	
10) Phenol	4.367	94	239614	23.000	ppm	70
11) bis(2-Clethyl)Ether	4.415	93	165265	22.393	ppm	94
12) 2-Chlorophenol	4.490	128	189331	22.304	ppm	94
13) 1,3-Diclbenzene	4.608	146	174231	20.885	ppm	98
14) 1,4-Dichlorobenzene	4.677	146	173840	20.285	ppm	98
15) 1,2-Diclbenzene	4.811	146	165944	20.298	ppm	97
16) Benzyl Alcohol	4.779	79	144318	22.406	ppm	96
17) 1-Methyl-2-pyrrolidinone	4.795	99	131631	24.068	ppm	98
18) 2,2'-oxybis(1-Chloropr...	4.891	45	208657	21.967	ppm #	82
19) 2-Methylphenol	4.896	108	160224	21.106	ppm	93
20) 3+4-Methylphenol	5.040	108	182389	23.050	ppm	94
21) Acetophenone	5.014	105	449984	42.729	ppm	85
22) N-Nitroso-Di-n-propyla...	5.008	70	130470	21.795	ppm	96
23) Hexachloroethane	5.110	117	61717	18.764	ppm	92
24) Alpha-terpinol	5.858	121	83042	35.245	ppm	87
27) Nitrobenzene	5.174	77	181738	23.186	ppm	100
28) Isophorone	5.393	82	333313	22.830	ppm	98
29) 2-Nitrophenol	5.468	139	89716	22.390	ppm	93
30) 2,4-Dimethylphenol	5.521	107	161848	18.755	ppm	90
31) bis(-2-Chloroethoxy)Me...	5.591	93	215437	22.976	ppm	98
32) Benzoic Acid	5.601	105	8637	8.929	ppm	89
33) 2,4-Dichlorophenol	5.719	162	169286	24.953	ppm	100
34) 1,2,4-Trichlorobenzene	5.772	180	157313	22.500	ppm	98
35) Naphthalene	5.852	128	521547	22.990	ppm	99
36) 4-Chloroaniline	5.906	127	205434	22.035	ppm	98
38) Hexachlorobutadiene	5.959	225	87722	23.295	ppm	97
39) 4-Chloro-3-methylphenol	6.397	107	192759	27.375	ppm	96
40) Caprolactam	6.242	113	75742	30.018	ppm	89

Quantitation Report (QT Reviewed)

Data Path : I:\ACQUDATA\5973A\DATA\061621\
Data File : EE127.D
Acq On : 16 Jun 2021 11:56 pm
Operator : JMisiurewicz
Sample : R2105887-019MS
Misc : 381371 8270D SOIL
ALS Vial : 22 Sample Multiplier: 1

Quant Time: Jun 17 08:07:59 2021
Quant Method : I:\ACQUDATA\5973A\METHODS\8270041621AS.M
Quant Title : 8270 BNA ANALYSIS
QLast Update : Thu Jun 17 08:06:28 2021
Response via : Initial Calibration

Compound	R.T.	QIon	Response	Conc Units	Dev(Min)
41) 2-Methylnaphthalene	6.515	142	372892	24.512 ppm	98
42) 1-Methylnaphthalene	6.611	142	366127	24.936 ppm	98
44) Hexachlorocyclopentadiene	6.664	237	56914	18.129 ppm	100
45) 1,2,4,5-Tetrachloroben...	6.680	216	159195	25.395 ppm	98
46) 1,2,3,4-Tetrachloroben...	6.958	216	161782	26.471 ppm	99
47) 2,4,6-Trichlorophenol	6.798	196	126617	28.886 ppm	98
48) 2,4,5-Trichlorophenol	6.857	196	149750	32.767 ppm	99
50) 1,1'-Biphenyl	6.969	154	468166	26.846 ppm	98
51) 2-Chloronaphthalene	6.990	162	368248	26.913 ppm	99
52) 2-Nitroaniline	7.097	65	126011	32.741 ppm	89
53) Acenaphthylene	7.396	152	621357	30.432 ppm	99
54) Dimethyl phthalate	7.268	163	446369	30.164 ppm	99
55) 2,6-Dinitrotoluene	7.332	165	107177	34.587 ppm	94
56) Acenaphthene	7.567	153	410579	28.442 ppm	96
57) 3-Nitroaniline	7.503	138	129550	34.248 ppm	94
58) 2,4-Dinitrophenol	7.615	184	989	3.454 ppm	61
59) Dibenzofuran	7.738	168	570105	30.305 ppm	97
60) 2,4-Dinitrotoluene	7.733	165	157895	38.593 ppm	91
61) 4-Nitrophenol	7.717	65	103535	30.973 ppm	96
62) Pentachlorobenzene	7.701	250	1542	0.272 ppm	85
63) 2,3,4,6-Tetrachlorophenol	7.872	232	108821	34.968 ppm	96
64) Fluorene	8.075	166	498550	32.685 ppm	98
65) 4-Chlorophenyl-phenyle...	8.069	204	224725	31.588 ppm	97
66) Diethylphthalate	7.957	149	499006	33.076 ppm	98
67) 4-Nitroaniline	8.107	138	164414	38.809 ppm	95
69) Octachlorocyclopentene	8.315	307	67918	31.624 ppm	97
71) 4,6-Dinitro-2-methylph...	8.144	198	9290	5.118 ppm	79
72) 1,2 Diphenylhydrazine	8.230	77	472771	29.357 ppm	97
73) N-Nitrosodiphenylamine	8.192	169	390295	33.910 ppm	97
74) 4-Bromophenyl-phenylether	8.555	248	132587	32.316 ppm	97
75) Hexachlorobenzene	8.620	284	158924	33.725 ppm	98
76) Atrazine	8.726	215	82603	42.675 ppm	94
77) Pentachlorophenol	8.828	266	54133	25.010 ppm	97
78) Phenanthrene	9.026	178	786541	37.344 ppm	98
79) Anthracene	9.074	178	802032	39.942 ppm	99
80) Carbazole	9.239	167	860099	42.141 ppm	99
81) Di-n-butylphthalate	9.576	149	1056102	42.825 ppm	98
82) Fluoranthene	10.228	202	936316	41.833 ppm	96
84) Benzidine	10.372	184	8642	0.743 ppm	96
85) Pyrene	10.484	202	965382	43.786 ppm	98
87) Butyl benzyl phthalate	11.323	149	482441	42.075 ppm	95
88) 3,3'-Dichlorobenzidine	12.161	252	204426	25.922 ppm	98
89) Benzo(a)anthracene	12.193	228	873853	40.472 ppm	100
90) Chrysene	12.258	228	846525	40.795 ppm	99
91) bis(2-Ethylhexyl)phtha...	12.284	149	642887	41.187 ppm	99
93) Di-n-octyl phthalate	13.582	149	1131148	48.351 ppm	100
94) Benzo(b)Fluoranthene	14.272	252	839574	41.258 ppm	94
95) Benzo(k)fluoranthene	14.330	252	835265	43.704 ppm	99
96) Benzo(a)pyrene	14.961	252	788867	51.496 ppm	99
97) Indeno(1,2,3-cd)Pyrene	17.076	276	607535	38.125 ppm	94
98) Dibenz(a,h)anthracene	17.119	278	647295	37.874 ppm	99
99) Benzo(g,h,i)perylene	17.514	276	591153	39.784 ppm	96

(#) = qualifier out of range (m) = manual integration (+) = signals summed

Quantitation Report (QT Reviewed)

Data Path : I:\ACQUDATA\5973A\DATA\061621\
Data File : EE127.D
Acq On : 16 Jun 2021 11:56 pm
Operator : JMisiurewicz
Sample : R2105887-019MS
Misc : 381371 8270D SOIL
ALS Vial : 22 Sample Multiplier: 1

Quant Time: Jun 17 08:07:59 2021
Quant Method : I:\ACQUDATA\5973A\METHODS\8270041621AS.M
Quant Title : 8270 BNA ANALYSIS
QLast Update : Thu Jun 17 08:06:28 2021
Response via : Initial Calibration

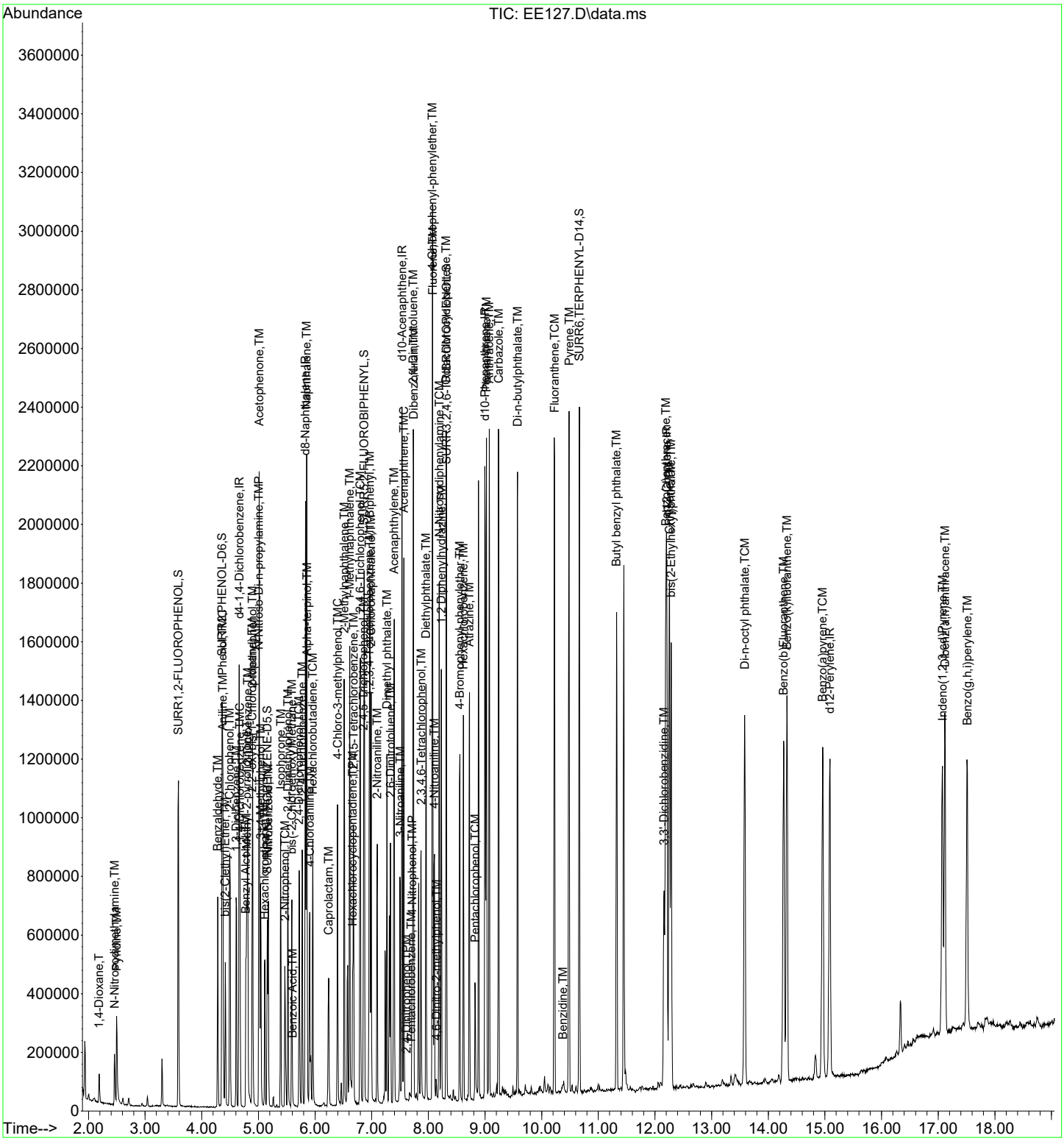

1st DM 06/17/21
2nd BA 06/17/21

Quantitation Report (QT Reviewed)

Data Path : I:\ACQUDATA\5973A\DATA\061621\
Data File : EE128.D
Acq On : 17 Jun 2021 12:25 am
Operator : JMisiurewicz
Sample : R2105887-019DMS
Misc : 381371 8270D SOIL
ALS Vial : 23 Sample Multiplier: 1

Quant Time: Jun 17 08:08:03 2021
Quant Method : I:\ACQUDATA\5973A\METHODS\8270041621AS.M
Quant Title : 8270 BNA ANALYSIS
QLast Update : Thu Jun 17 08:06:28 2021
Response via : Initial Calibration

Compound	R.T.	QIon	Response	Conc	Units	Dev(Min)
Internal Standards						
1) d4-1,4-Dichlorobenzene	4.660	152	218092	40.00	ppm	0.00
25) d8-Naphthalene	5.830	136	801772	40.00	ppm	0.00
43) d10-Acenaphthene	7.534	164	446614	40.00	ppm	0.00
70) d10-Phenanthrene	9.003	188	755163	40.00	ppm	0.00
83) d12-Chrysene	12.208	240	653439	40.00	ppm	0.00
92) d12-Perylene	15.088	264	651688	40.00	ppm	0.02
System Monitoring Compounds						
5) SURR1,2-FLUOROPHENOL	3.586	112	352174	49.83	ppm	0.00
Spiked Amount 100.000	Range 10 - 88		Recovery = 49.83%			
9) SURR2,PHENOL-D6	4.355	99	462938	49.25	ppm	0.00
Spiked Amount 100.000	Range 10 - 145		Recovery = 49.25%			
26) SURR4,NITROBENZENE-D5	5.157	82	196877	27.51	ppm	0.00
Spiked Amount 50.000	Range 10 - 95		Recovery = 55.02%			
49) SURR5,2-FLUOROBIPHENYL	6.872	172	465229	31.02	ppm	0.00
Spiked Amount 50.000	Range 10 - 102		Recovery = 62.04%			
68) SURR3,2,4,6-TRIBROMOPH...	8.319	330	154124	75.95	ppm	0.00
Spiked Amount 100.000	Range 10 - 109		Recovery = 75.95%			
86) SURR6,TERPHENYL-D14	10.665	244	799538	49.92	ppm	0.00
Spiked Amount 50.000	Range 10 - 106		Recovery = 99.84%			
Target Compounds						Qvalue
2) 1,4-Dioxane	2.192	88	37095	13.236	ppm	95
3) Pyridine	2.496	79	129721	17.129	ppm	94
4) N-Nitrosodimethylamine	2.459	74	82848	18.886	ppm	85
7) Benzaldehyde	4.281	106	133114	24.886	ppm	97
8) Aniline	4.372	93	188253	16.480	ppm #	21
10) Phenol	4.372	94	252296	25.111	ppm	61
11) bis(2-Clethyl)Ether	4.420	93	166081	23.334	ppm	93
12) 2-Chlorophenol	4.489	128	193623	23.651	ppm	94
13) 1,3-Diclbenzene	4.612	146	175132	21.767	ppm	99
14) 1,4-Dichlorobenzene	4.676	146	180236	21.807	ppm	99
15) 1,2-Diclbenzene	4.810	146	173860	22.051	ppm	98
16) Benzyl Alcohol	4.783	79	152271	24.513	ppm	97
17) 1-Methyl-2-pyrrolidinone	4.794	99	140715	26.678	ppm	94
18) 2,2'-oxybis(1-Chloropr...	4.890	45	199318	21.758	ppm	86
19) 2-Methylphenol	4.900	108	175724	24.002	ppm	95
20) 3+4-Methylphenol	5.039	108	191019	25.032	ppm	89
21) Acetophenone	5.018	105	461772	45.466	ppm	82
22) N-Nitroso-Di-n-propyla...	5.013	70	132944	23.028	ppm	96
23) Hexachloroethane	5.114	117	61497	19.387	ppm	93
24) Alpha-terpinol	5.857	121	82569	36.338	ppm	94
27) Nitrobenzene	5.173	77	183189	25.197	ppm	94
28) Isophorone	5.392	82	352342	26.019	ppm	99
29) 2-Nitrophenol	5.467	139	93207	25.079	ppm	97
30) 2,4-Dimethylphenol	5.520	107	174440	21.794	ppm	94
31) bis(-2-Chloroethoxy)Me...	5.590	93	223866	25.741	ppm	99
32) Benzoic Acid	5.606	105	17720	11.393	ppm	93
33) 2,4-Dichlorophenol	5.723	162	174228	27.688	ppm	98
34) 1,2,4-Trichlorobenzene	5.776	180	159905	24.657	ppm	97
35) Naphthalene	5.851	128	521743	24.796	ppm	98
36) 4-Chloroaniline	5.905	127	211051	24.406	ppm	98
38) Hexachlorobutadiene	5.958	225	90403	25.882	ppm	95
39) 4-Chloro-3-methylphenol	6.396	107	201532	30.858	ppm	95
40) Caprolactam	6.241	113	77550	33.136	ppm	88

Quantitation Report (QT Reviewed)

Data Path : I:\ACQUDATA\5973A\DATA\061621\
Data File : EE128.D
Acq On : 17 Jun 2021 12:25 am
Operator : JMisiurewicz
Sample : R2105887-019DMS
Misc : 381371 8270D SOIL
ALS Vial : 23 Sample Multiplier: 1

Quant Time: Jun 17 08:08:03 2021
Quant Method : I:\ACQUDATA\5973A\METHODS\8270041621AS.M
Quant Title : 8270 BNA ANALYSIS
QLast Update : Thu Jun 17 08:06:28 2021
Response via : Initial Calibration

Compound	R.T.	QIon	Response	Conc Units	Dev(Min)
41) 2-Methylnaphthalene	6.514	142	393039	27.855 ppm	97
42) 1-Methylnaphthalene	6.610	142	377829	27.743 ppm	98
44) Hexachlorocyclopentadiene	6.663	237	62074	20.321 ppm	98
45) 1,2,4,5-Tetrachloroben...	6.679	216	167393	27.626 ppm	97
46) 1,2,3,4-Tetrachloroben...	6.957	216	170363	28.839 ppm	100
47) 2,4,6-Trichlorophenol	6.802	196	132648	31.308 ppm	97
48) 2,4,5-Trichlorophenol	6.856	196	159167	36.032 ppm	98
50) 1,1'-Biphenyl	6.968	154	492703	29.230 ppm	99
51) 2-Chloronaphthalene	6.989	162	389725	29.468 ppm	98
52) 2-Nitroaniline	7.096	65	128531	34.551 ppm	88
53) Acenaphthylene	7.395	152	652062	33.040 ppm	99
54) Dimethyl phthalate	7.267	163	452450	31.633 ppm	99
55) 2,6-Dinitrotoluene	7.331	165	113447	37.877 ppm	98
56) Acenaphthene	7.566	153	430082	30.824 ppm	97
57) 3-Nitroaniline	7.502	138	130957	35.817 ppm	99
58) 2,4-Dinitrophenol	7.620	184	1163	3.599 ppm	98
59) Dibenzofuran	7.737	168	592828	32.603 ppm	99
60) 2,4-Dinitrotoluene	7.732	165	162426	41.073 ppm	88
61) 4-Nitrophenol	7.716	65	103125	31.832 ppm	94
62) Pentachlorobenzene	7.694	250	1453	0.265 ppm	76
63) 2,3,4,6-Tetrachlorophenol	7.871	232	108721	36.083 ppm	96
64) Fluorene	8.074	166	517134	35.076 ppm	99
65) 4-Chlorophenyl-phenyle...	8.074	204	233078	33.896 ppm	92
66) Diethylphthalate	7.961	149	500592	34.329 ppm	99
67) 4-Nitroaniline	8.106	138	157116	38.368 ppm	95
69) Octachlorocyclopentene	8.319	307	69823	33.636 ppm	97
71) 4,6-Dinitro-2-methylph...	8.143	198	10231	5.624 ppm	76
72) 1,2 Diphenylhydrazine	8.229	77	484890	30.717 ppm	98
73) N-Nitrosodiphenylamine	8.191	169	402355	35.663 ppm	97
74) 4-Bromophenyl-phenylether	8.554	248	134265	33.385 ppm	99
75) Hexachlorobenzene	8.618	284	159169	34.458 ppm	99
76) Atrazine	8.725	215	81290	42.844 ppm	89
77) Pentachlorophenol	8.827	266	57571	26.873 ppm	96
78) Phenanthrene	9.024	178	792505	38.386 ppm	99
79) Anthracene	9.078	178	795972	40.440 ppm	98
80) Carbazole	9.244	167	863444	43.158 ppm	98
81) Di-n-butylphthalate	9.575	149	1064604	44.040 ppm	99
82) Fluoranthene	10.226	202	934625	42.599 ppm	95
84) Benzidine	10.376	184	11403	1.024 ppm	92
85) Pyrene	10.483	202	972440	46.055 ppm	99
87) Butyl benzyl phthalate	11.322	149	488948	44.528 ppm	93
88) 3,3'-Dichlorobenzidine	12.160	252	209753	27.773 ppm	97
89) Benzo(a)anthracene	12.192	228	867905	41.973 ppm	98
90) Chrysene	12.256	228	838236	42.181 ppm	99
91) bis(2-Ethylhexyl)phtha...	12.283	149	644898	43.142 ppm	98
93) Di-n-octyl phthalate	13.581	149	1133506	50.787 ppm	98
94) Benzo(b)Fluoranthene	14.270	252	834102	42.965 ppm	93
95) Benzo(k)fluoranthene	14.335	252	787401	43.186 ppm	98
96) Benzo(a)pyrene	14.965	252	767027	52.483 ppm	99
97) Indeno(1,2,3-cd)Pyrene	17.075	276	575293	37.842 ppm	97
98) Dibenz(a,h)anthracene	17.118	278	625774	38.379 ppm	98
99) Benzo(g,h,i)perylene	17.513	276	573337	40.445 ppm	95

(#) = qualifier out of range (m) = manual integration (+) = signals summed

Quantitation Report (QT Reviewed)

Data Path : I:\ACQUDATA\5973A\DATA\061621\
Data File : EE128.D
Acq On : 17 Jun 2021 12:25 am
Operator : JMisiurewicz
Sample : R2105887-019DMS
Misc : 381371 8270D SOIL
ALS Vial : 23 Sample Multiplier: 1

Quant Time: Jun 17 08:08:03 2021
Quant Method : I:\ACQUDATA\5973A\METHODS\8270041621AS.M
Quant Title : 8270 BNA ANALYSIS
QLast Update : Thu Jun 17 08:06:28 2021
Response via : Initial Calibration

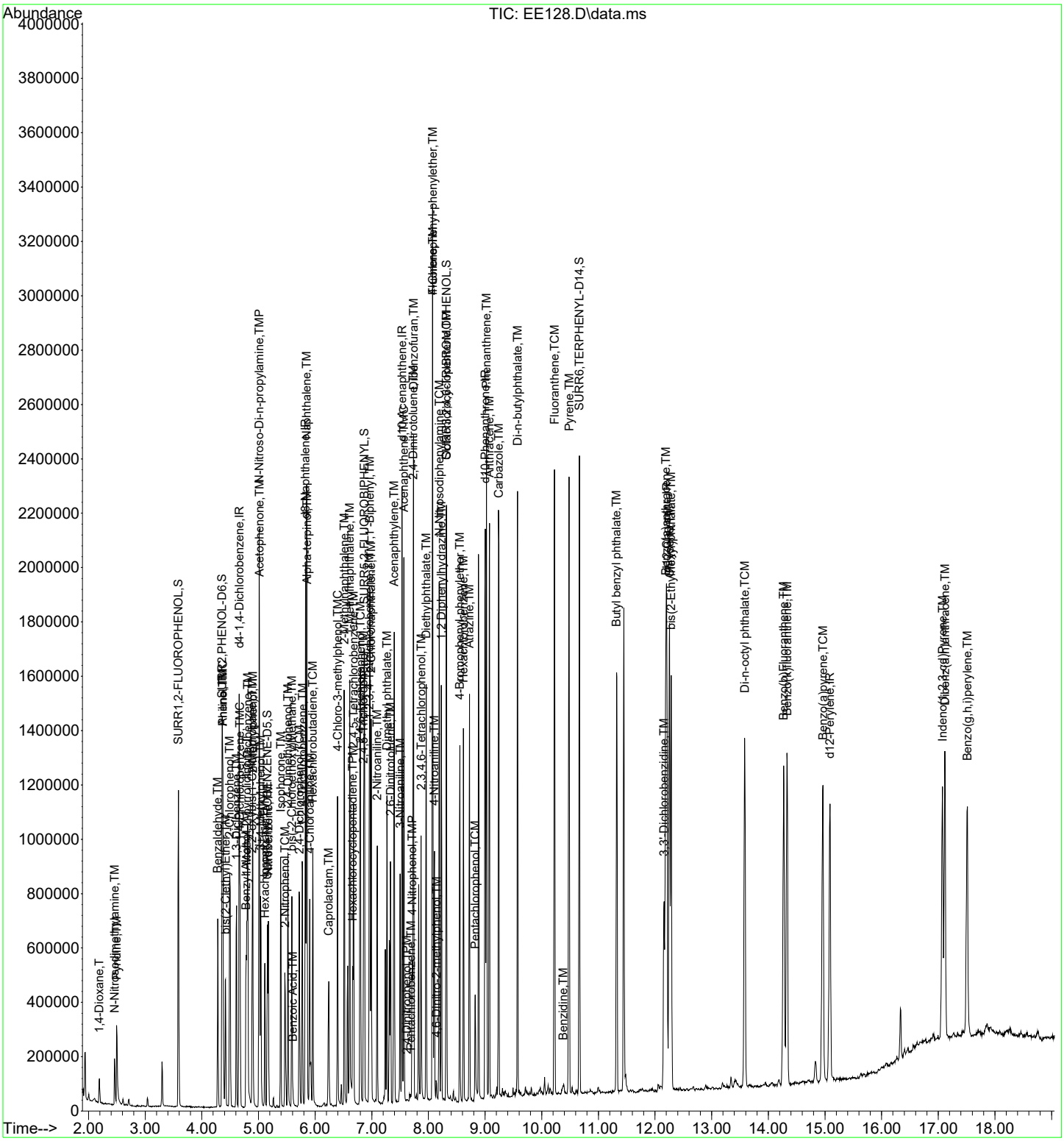

1st DM 06/17/21
2nd BA 06/17/21

Quantitation Report (Qedit)

Data Path : I:\ACQUDATA\5973A\DATA\061621\
Data File : EE108.D
Acq On : 16 Jun 2021 2:40 pm
Operator : JMisiurewicz
Sample : CCV
Misc : 40 ppm STD 8270D/625
ALS Vial : 3 Sample Multiplier: 1

Quant Time: Jun 17 08:06:40 2021
Quant Method : I:\ACQUDATA\5973A\METHODS\8270041621AS.M
Quant Title : 8270 BNA ANALYSIS
QLast Update : Thu Jun 17 08:06:28 2021
Response via : Initial Calibration

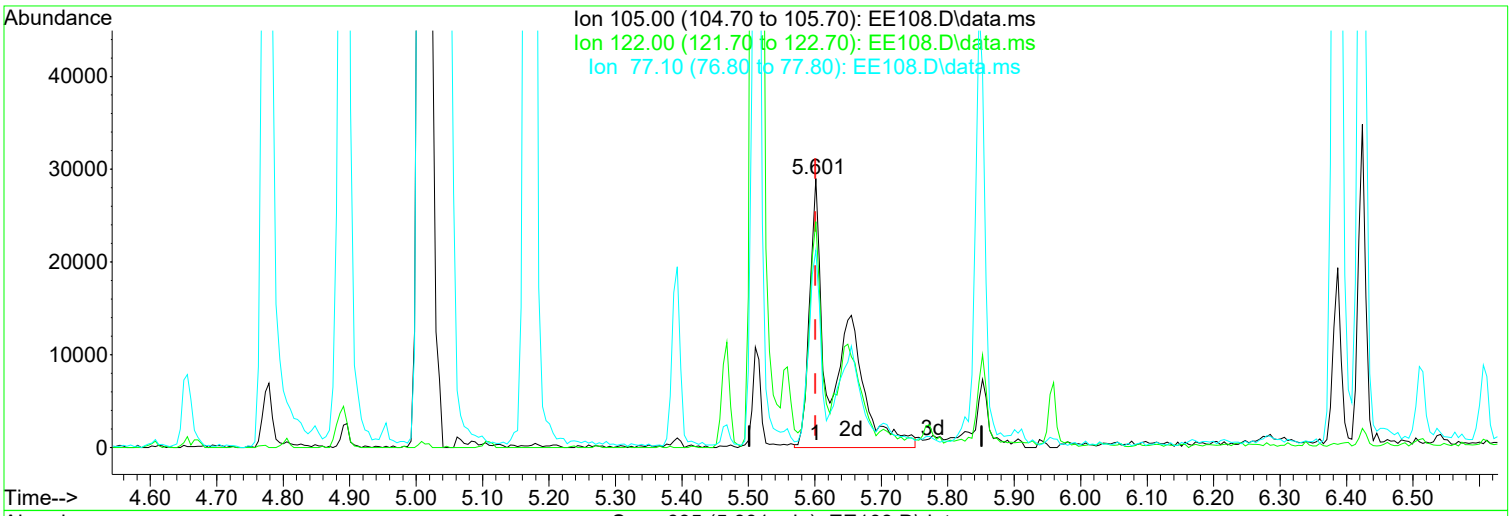

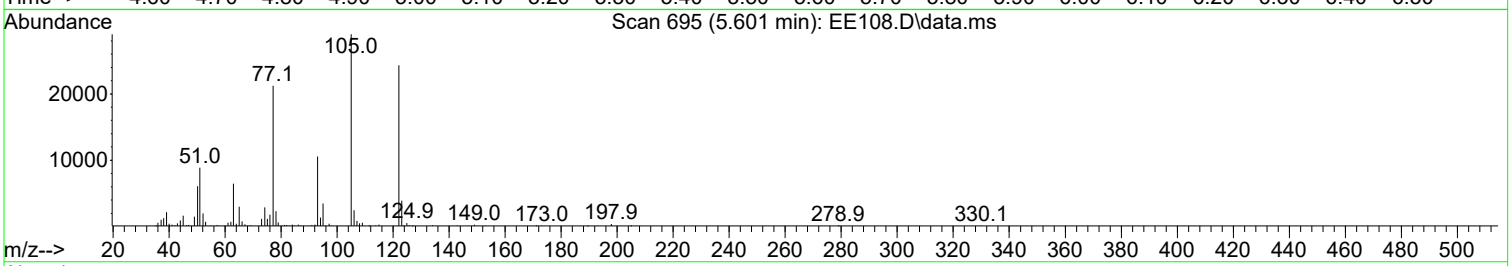

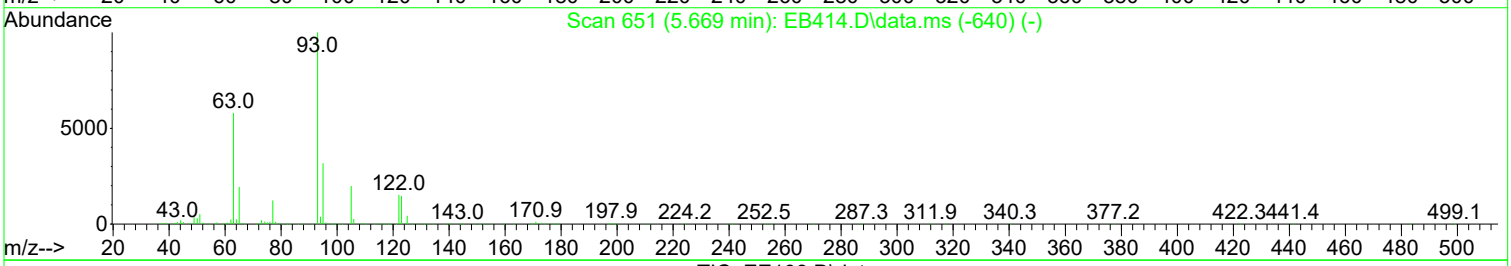

TIC: EE108.D\data.ms

(32) Benzoic Acid (TM)

5.601min (0.000) 28.54 ppm m

response 75105

Ion	Exp%	Act%
105.00	100.00	100.00
122.00	83.20	83.94
77.10	75.40	73.30
0.00	0.00	0.00

Manual Integration:

After

Poor integration.

06/17/21

1st DM 06/17/21
2nd BA 06/17/21

Quantitation Report (Qedit)

Data Path : I:\ACQUDATA\5973A\DATA\061621\
Data File : EE108.D
Acq On : 16 Jun 2021 2:40 pm
Operator : JMisiurewicz
Sample : CCV
Misc : 40 ppm STD 8270D/625
ALS Vial : 3 Sample Multiplier: 1

Quant Time: Jun 17 08:06:40 2021
Quant Method : I:\ACQUDATA\5973A\METHODS\8270041621AS.M
Quant Title : 8270 BNA ANALYSIS
QLast Update : Thu Jun 17 08:06:28 2021
Response via : Initial Calibration

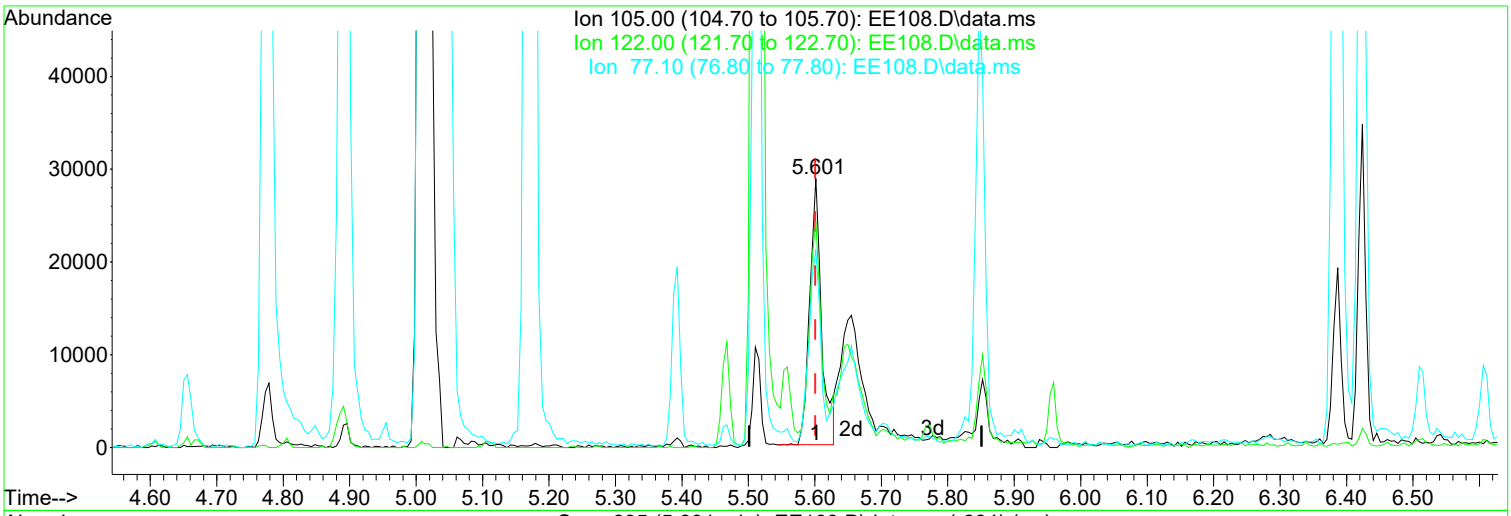

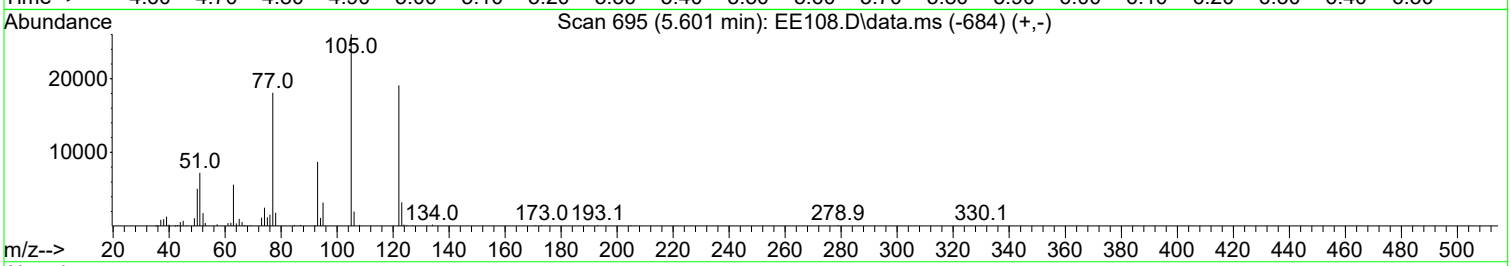

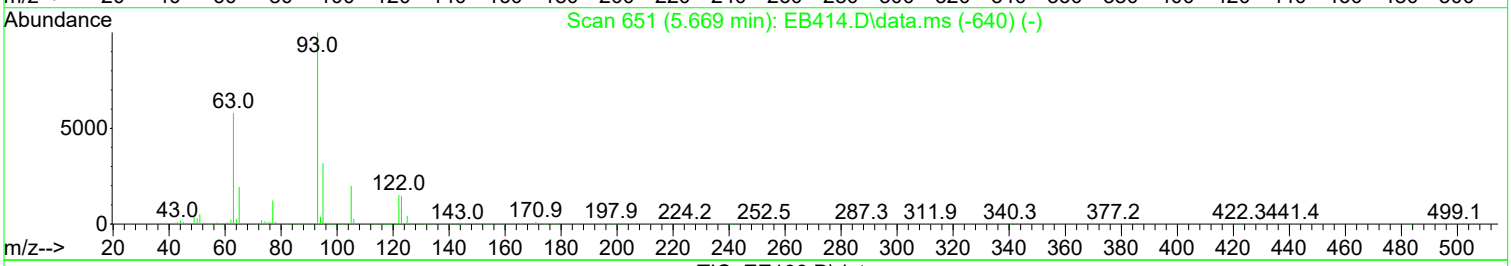

TIC: EE108.D\data.ms

(32) Benzoic Acid (TM)

5.601min (0.000) 17.53 ppm

response 36281

Ion	Exp%	Act%
105.00	100.00	100.00
122.00	83.20	73.33
77.10	75.40	69.55
0.00	0.00	0.00

Manual Integration:

Before

06/17/21

1st DM 06/17/21
2nd BA 06/17/21

Evaluate Continuing Calibration Report

Data Path : I:\ACQUDATA\5973A\DATA\061621\
Data File : EE108.D
Acq On : 16 Jun 2021 2:40 pm
Operator : JMisiurewicz
Sample : CCV
Misc : 40 ppm STD 8270D/625
ALS Vial : 3 Sample Multiplier: 1

Quant Time: Jun 17 08:06:40 2021
Quant Method : I:\ACQUDATA\5973A\METHODS\8270041621AS.M
Quant Title : 8270 BNA ANALYSIS
QLast Update : Thu Jun 17 08:06:28 2021
Response via : Initial Calibration

Min. RRF : 0.000 Min. Rel. Area : 50% Max. R.T. Dev 0.50min
Max. RRF Dev : 20% Max. Rel. Area : 200%

		Compound	Amount	Calc.		%Dev	Area%	Dev(min)
1	IR	d4-1,4-Dichlorobenzene	40.000	40.000		0.0	67	-0.04
2	T	1,4-Dioxane	40.000	43.907		-9.8	75	-0.15
3	TM	Pyridine	40.000	42.275		-5.7	68	-0.13
4	TM	N-Nitrosodimethylamine	40.000	41.637		-4.1	68	-0.13
5	S	SURR1,2-FLUOROPHENOL	40.000	43.856		-9.6	72	-0.04
6	TM	N-Nitrosodiethylamine	40.000	45.484		-13.7	74	-0.06
7	TM	Benzaldehyde	40.000	42.156		-5.4	71	-0.05
8	TM	Aniline	40.000	40.162		-0.4	66	-0.04
9	S	SURR2,PHENOL-D6	40.000	42.000		-5.0	69	-0.02
10	TMC	Phenol	40.000	45.625		-14.1	74	-0.02
11	TM	bis(2-Clethyl)Ether	40.000	42.512		-6.3	70	-0.04
12	TM	2-Chlorophenol	40.000	42.925		-7.3	69	-0.04
13	TM	1,3-Diclbenzene	40.000	43.051		-7.6	70	-0.04
14	TMC	1,4-Dichlorobenzene	40.000	42.772		-6.9	69	-0.04
15	TM	1,2-Diclbenzene	40.000	43.334		-8.3	71	-0.04
16	TM	Benzyl Alcohol	40.000	39.719		0.7	64	-0.04
17	T	1-Methyl-2-pyrrolidinone	40.000	41.150		-2.9	67	-0.06
18	TM	2,2'-oxybis(1-Chloropropane	40.000	39.219		2.0	64	-0.04
19	TM	2-Methylphenol	40.000	41.433		-3.6	67	-0.02
20	TM	3+4-Methylphenol	40.000	46.301		-15.8	75	-0.02
21	TM	Acetophenone	40.000	41.089		-2.7	69	-0.04
22	TMP	N-Nitroso-Di-n-propylamine	40.000	41.132		-2.8	67	-0.04
23	TM	Hexachloroethane	40.000	45.178		-12.9	72	-0.04
24	TM	Alpha-terpinol	40.000	41.861		-4.7	69	-0.04
25	IR	d8-Naphthalene	40.000	40.000		0.0	73	-0.04
26	S	SURR4,NITROBENZENE-D5	40.000	43.140		-7.9	74	-0.04
27	TM	Nitrobenzene	40.000	41.225		-3.1	70	-0.04
28	TM	Isophorone	40.000	40.510		-1.3	69	-0.04
29	TCM	2-Nitrophenol	40.000	50.736		-26.8	82	-0.04
30	TM	2,4-Dimethylphenol	40.000	42.180		-5.4	72	-0.03
31	TM	bis(-2-Chloroethoxy)Methane	40.000	33.788		15.5	57	-0.04
32	TM	Benzoic Acid	40 ~~80.000~~	28.538	28.7	~~64.3#~~	19	-0.06
33	TCM	2,4-Dichlorophenol	40.000	43.466		-8.7	73	-0.02
34	TM	1,2,4-Trichlorobenzene	40.000	41.057		-2.6	71	-0.04
35	TM	Naphthalene	40.000	40.333		-0.8	69	-0.04
36	TM	4-Chloroaniline	40.000	44.083		-10.2	75	-0.03
37	TM	2,6-Dichlorophenol	40.000	44.231		-10.6	74	-0.03
38	TCM	Hexachlorobutadiene	40.000	42.366		-5.9	73	-0.04
39	TMC	4-Chloro-3-methylphenol	40.000	42.952		-7.4	73	-0.02
40	TM	Caprolactam	40.000	39.742		0.6	70	-0.03
41	TM	2-Methylnaphthalene	40.000	40.287		-0.7	69	-0.04
42	TM	1-Methylnaphthalene	40.000	40.911		-2.3	69	-0.04
43	IR	d10-Acenaphthene	40.000	40.000		0.0	71	-0.04
44	TPM	Hexachlorocyclopentadiene	40.000	31.821		20.4#	52	-0.04
45	TM	1,2,4,5-Tetrachlorobenzene	40.000	40.852		-2.1	72	-0.04
46	TM	1,2,3,4-Tetrachlorobenzene	40.000	39.562		1.1	69	-0.04
47	TCM	2,4,6-Trichlorophenol	40.000	46.224		-15.6	75	-0.03
48	TM	2,4,5-Trichlorophenol	40.000	42.071		-5.2	70	-0.02
49	S	SURR5,2-FLUOROBIPHENYL	40.000	41.177		-2.9	71	-0.04
50	TM	1,1'-Biphenyl	40.000	39.162		2.1	67	-0.04

Evaluate Continuing Calibration Report

Data Path : I:\ACQUDATA\5973A\DATA\061621\
Data File : EE108.D
Acq On : 16 Jun 2021 2:40 pm
Operator : JMisiurewicz
Sample : CCV
Misc : 40 ppm STD 8270D/625
ALS Vial : 3 Sample Multiplier: 1

Quant Time: Jun 17 08:06:40 2021
Quant Method : I:\ACQUDATA\5973A\METHODS\8270041621AS.M
Quant Title : 8270 BNA ANALYSIS
QLast Update : Thu Jun 17 08:06:28 2021
Response via : Initial Calibration

Min. RRF : 0.000 Min. Rel. Area : 50% Max. R.T. Dev 0.50min
Max. RRF Dev : 20% Max. Rel. Area : 200%

		Compound	Amount	Calc.	%Dev	Area%	Dev(min)
51	TM	2-Chloronaphthalene	40.000	38.916	2.7	66	-0.04
52	TM	2-Nitroaniline	40.000	41.565	-3.9	69	-0.03
53	TM	Acenaphthylene	40.000	40.488	-1.2	67	-0.04
54	TM	Dimethyl phthalate	40.000	38.391	4.0	68	-0.04
55	TM	2,6-Dinitrotoluene	40.000	43.193	-8.0	72	-0.04
56	TMC	Acenaphthene	40.000	40.371	-0.9	70	-0.04
57	TM	3-Nitroaniline	40.000	43.931	-9.8	72	-0.03
58	TPM	2,4-Dinitrophenol	40.000	35.180	12.1	59	-0.03
59	TM	Dibenzofuran	40.000	40.842	-2.1	70	-0.04
60	TM	2,4-Dinitrotoluene	40.000	48.792	-22.0#	78	-0.03
61	TMP	4-Nitrophenol	40.000	40.658	-1.6	71	0.00
62	TM	Pentachlorobenzene	40.000	38.446	3.9	66	-0.04
63	TM	2,3,4,6-Tetrachlorophenol	40.000	41.646	-4.1	71	-0.03
64	TM	Fluorene	40.000	41.407	-3.5	71	-0.04
65	TM	4-Chlorophenyl-phenylether	40.000	40.446	-1.1	69	-0.04
66	TM	Diethylphthalate	40.000	40.954	-2.4	72	-0.04
67	TM	4-Nitroaniline	40.000	38.006	5.0	61	-0.04
68	S	SURR3,2,4,6-TRIBROMOPHENOL	40.000	42.768	-6.9	72	-0.03
69	TM	Octachlorocyclopentene	40.000	40.478	-1.2	67	-0.05
70	IR	d10-Phenanthrene	40.000	40.000	0.0	69	-0.04
71	TM	4,6-Dinitro-2-methylphenol	40.000	45.435	-13.6	75	-0.03
72	TM	1,2 Diphenylhydrazine	40.000	37.882	5.3	65	-0.04
73	TCM	N-Nitrosodiphenylamine	80.000	81.725	-2.2	71	-0.04
74	TM	4-Bromophenyl-phenylether	40.000	38.378	4.1	68	-0.05
75	TM	Hexachlorobenzene	40.000	40.060	-0.2	71	-0.04
76	TM	Atrazine	40.000	40.185	-0.5	70	-0.04
77	TCM	Pentachlorophenol	40.000	26.088	34.8#	41	-0.03
78	TM	Phenanthrene	40.000	39.368	1.6	65	-0.04
79	TM	Anthracene	40.000	41.818	-4.5	69	-0.04
80	TM	Carbazole	40.000	40.186	-0.5	66	-0.04
81	TM	Di-n-butylphthalate	40.000	42.285	-5.7	68	-0.05
82	TCM	Fluoranthene	40.000	42.890	-7.2	69	-0.05
83	IR	d12-Chrysene	40.000	40.000	0.0	69	-0.07
84	TM	Benzidine	40.000	43.407	-8.5	70	-0.05
85	TM	Pyrene	40.000	41.870	-4.7	69	-0.05
86	S	SURR6,TERPHENYL-D14	40.000	41.004	-2.5	69	-0.06
87	TM	Butyl benzyl phthalate	40.000	40.681	-1.7	67	-0.07
88	TM	3,3'-Dichlorobenzidine	40.000	45.278	-13.2	75	-0.07
89	TM	Benzo(a)anthracene	40.000	42.727	-6.8	71	-0.07
90	TM	Chrysene	40.000	42.564	-6.4	70	-0.07
91	TM	bis(2-Ethylhexyl)phthalate	40.000	42.297	-5.7	71	-0.08
92	IR	d12-Perylene	40.000	40.000	0.0	70	-0.09
93	TCM	Di-n-octyl phthalate	40.000	45.973	-14.9	74	-0.10
94	TM	Benzo(b)Fluoranthene	40.000	41.847	-4.6	70	-0.09
95	TM	Benzo(k)fluoranthene	40.000	43.242	-8.1	70	-0.08
96	TCM	Benzo(a)pyrene	40.000	44.669	-11.7	73	-0.09
97	TM	Indeno(1,2,3-cd)Pyrene	40.000	47.948	-19.9	78	-0.07
98	TM	Dibenz(a,h)anthracene	40.000	46.573	-16.4	77	-0.08
99	TM	Benzo(g,h,i)perylene	40.000	52.231	-30.6#	87	-0.08

1st DM 06/17/21
2nd BA 06/17/21

Evaluate Continuing Calibration Report

Data Path : I:\ACQUDATA\5973A\DATA\061621\
Data File : EE108.D
Acq On : 16 Jun 2021 2:40 pm
Operator : JMisiurewicz
Sample : CCV
Misc : 40 ppm STD 8270D/625
ALS Vial : 3 Sample Multiplier: 1

Quant Time: Jun 17 08:06:40 2021
Quant Method : I:\ACQUDATA\5973A\METHODS\8270041621AS.M
Quant Title : 8270 BNA ANALYSIS
QLast Update : Thu Jun 17 08:06:28 2021
Response via : Initial Calibration

Min. RRF : 0.000 Min. Rel. Area : 50% Max. R.T. Dev 0.50min
Max. RRF Dev : 20% Max. Rel. Area : 200%

Compound	Amount	Calc.	%Dev	Area%	Dev(min)

(#) = Out of Range SPCC's out = 0 CCC's out = 1

Quantitation Report (QT Reviewed)

Data Path : I:\ACQUDATA\5973A\DATA\061621\
Data File : EE108.D
Acq On : 16 Jun 2021 2:40 pm
Operator : JMisiurewicz
Sample : CCV
Misc : 40 ppm STD 8270D/625
ALS Vial : 3 Sample Multiplier: 1

Quant Time: Jun 17 08:06:40 2021
Quant Method : I:\ACQUDATA\5973A\METHODS\8270041621AS.M
Quant Title : 8270 BNA ANALYSIS
QLast Update : Thu Jun 17 08:06:28 2021
Response via : Initial Calibration

Compound	R.T.	QIon	Response	Conc	Units	Dev(Min)
Internal Standards						
1) d4-1,4-Dichlorobenzene	4.656	152	173009	40.00	ppm	0.00
25) d8-Naphthalene	5.826	136	688917	40.00	ppm	0.00
43) d10-Acenaphthene	7.530	164	381494	40.00	ppm	0.00
70) d10-Phenanthrene	8.999	188	626639	40.00	ppm	0.00
83) d12-Chrysene	12.199	240	594688	40.00	ppm	0.00
92) d12-Perylene	15.068	264	635699	40.00	ppm	0.00
System Monitoring Compounds						
5) SURR1,2-FLUOROPHENOL	3.577	112	245865	43.86	ppm	0.00
Spiked Amount 20.000	Range 10 - 70		Recovery	=	219.30%#	
9) SURR2,PHENOL-D6	4.346	99	313185	42.00	ppm	0.00
Spiked Amount 20.000	Range 10 - 107		Recovery	=	210.00%#	
26) SURR4,NITROBENZENE-D5	5.153	82	265303	43.14	ppm	0.00
Spiked Amount 10.000	Range 31 - 110		Recovery	=	431.40%#	
49) SURR5,2-FLUOROBIPHENYL	6.867	172	527584	41.18	ppm	0.00
Spiked Amount 10.000	Range 31 - 118		Recovery	=	411.80%#	
68) SURR3,2,4,6-TRIBROMOPH...	8.315	330	74132	42.77	ppm	0.00
Spiked Amount 20.000	Range 35 - 141		Recovery	=	213.85%#	
86) SURR6,TERPHENYL-D14	10.660	244	597743	41.00	ppm	0.00
Spiked Amount 10.000	Range 10 - 165		Recovery	=	410.00%#	
Target Compounds						Qvalue
2) 1,4-Dioxane	2.172	88	97615	43.907	ppm	97
3) Pyridine	2.481	79	253973	42.275	ppm	97
4) N-Nitrosodimethylamine	2.444	74	144892	41.637	ppm	84
6) N-Nitrosodiethylamine	3.742	102	131909	45.484	ppm	95
7) Benzaldehyde	4.276	106	178876	42.156	ppm	97
8) Aniline	4.367	93	363940	40.162	ppm	60
10) Phenol	4.357	94	363646	45.625	ppm	84
11) bis(2-Clethyl)Ether	4.415	93	240037	42.512	ppm	99
12) 2-Chlorophenol	4.479	128	278773	42.925	ppm	98
13) 1,3-Diclbenzene	4.608	146	274770	43.051	ppm	99
14) 1,4-Dichlorobenzene	4.672	146	280440	42.772	ppm	99
15) 1,2-Diclbenzene	4.805	146	271033	43.334	ppm	99
16) Benzyl Alcohol	4.773	79	195722	39.719	ppm	96
17) 1-Methyl-2-pyrrolidinone	4.795	99	172180	41.150	ppm	96
18) 2,2'-oxybis(1-Chloropr...	4.885	45	285001	39.219	ppm #	84
19) 2-Methylphenol	4.891	108	240637	41.433	ppm	92
20) 3+4-Methylphenol	5.030	108	280291	46.301	ppm	93
21) Acetophenone	5.014	105	331048	41.089	ppm	83
22) N-Nitroso-Di-n-propyla...	5.014	70	188378	41.132	ppm	93
23) Hexachloroethane	5.110	117	113683	45.178	ppm	97
24) Alpha-terpinol	5.852	121	75457	41.861	ppm	96
27) Nitrobenzene	5.174	77	257531	41.225	ppm	93
28) Isophorone	5.393	82	471354	40.510	ppm	97
29) 2-Nitrophenol	5.468	139	162021	50.736	ppm	91
30) 2,4-Dimethylphenol	5.510	107	290089	42.180	ppm	95
31) bis(-2-Chloroethoxy)Me...	5.585	93	252489	33.788	ppm	99
32) Benzoic Acid	5.601	105	75105m	28.538	ppm	
33) 2,4-Dichlorophenol	5.708	162	235012	43.466	ppm	100
34) 1,2,4-Trichlorobenzene	5.772	180	228785	41.057	ppm	99
35) Naphthalene	5.847	128	729212	40.333	ppm	99
36) 4-Chloroaniline	5.900	127	327549	44.083	ppm	99
37) 2,6-Dichlorophenol	5.911	162	214869	44.231	ppm	99
38) Hexachlorobutadiene	5.959	225	127150	42.366	ppm	100

Quantitation Report (QT Reviewed)

Data Path : I:\ACQUDATA\5973A\DATA\061621\
Data File : EE108.D
Acq On : 16 Jun 2021 2:40 pm
Operator : JMisiurewicz
Sample : CCV
Misc : 40 ppm STD 8270D/625
ALS Vial : 3 Sample Multiplier: 1

Quant Time: Jun 17 08:06:40 2021
Quant Method : I:\ACQUDATA\5973A\METHODS\8270041621AS.M
Quant Title : 8270 BNA ANALYSIS
QLast Update : Thu Jun 17 08:06:28 2021
Response via : Initial Calibration

	Compound	R.T.	QIon	Response	Conc Units		Dev(Min)
39)	4-Chloro-3-methylphenol	6.387	107	241037	42.952 ppm		95
40)	Caprolactam	6.248	113	79918	39.742 ppm		93
41)	2-Methylnaphthalene	6.515	142	488431	40.287 ppm		97
42)	1-Methylnaphthalene	6.606	142	478732	40.911 ppm		98
44)	Hexachlorocyclopentadiene	6.659	237	85388	31.821 ppm		95
45)	1,2,4,5-Tetrachloroben...	6.675	216	211441	40.852 ppm		97
46)	1,2,3,4-Tetrachloroben...	6.953	216	199629	39.562 ppm		96
47)	2,4,6-Trichlorophenol	6.798	196	167290	46.224 ppm		100
48)	2,4,5-Trichlorophenol	6.846	196	158747	42.071 ppm		96
50)	1,1'-Biphenyl	6.969	154	563856	39.162 ppm		98
51)	2-Chloronaphthalene	6.990	162	439635	38.916 ppm		97
52)	2-Nitroaniline	7.092	65	132080	41.565 ppm		98
53)	Acenaphthylene	7.391	152	682549	40.488 ppm		100
54)	Dimethyl phthalate	7.268	163	469043	38.391 ppm		98
55)	2,6-Dinitrotoluene	7.327	165	110506	43.193 ppm		85
56)	Acenaphthene	7.562	153	481162	40.371 ppm		96
57)	3-Nitroaniline	7.498	138	137204	43.931 ppm		100
58)	2,4-Dinitrophenol	7.610	184	45298	35.180 ppm		98
59)	Dibenzofuran	7.733	168	634361	40.842 ppm		98
60)	2,4-Dinitrotoluene	7.733	165	164817	48.792 ppm		94
61)	4-Nitrophenol	7.706	65	115455	40.658 ppm		98
62)	Pentachlorobenzene	7.695	250	179960	38.446 ppm		97
63)	2,3,4,6-Tetrachlorophenol	7.866	232	108064	41.646 ppm		96
64)	Fluorene	8.069	166	521461	41.407 ppm		98
65)	4-Chlorophenyl-phenyle...	8.069	204	237567	40.446 ppm		94
66)	Diethylphthalate	7.957	149	510129	40.954 ppm		99
67)	4-Nitroaniline	8.101	138	132938	38.006 ppm		88
69)	Octachlorocyclopentene	8.315	307	71775	40.478 ppm		94
71)	4,6-Dinitro-2-methylph...	8.133	198	93594	45.435 ppm		93
72)	1,2 Diphenylhydrazine	8.224	77	496222	37.882 ppm		95
73)	N-Nitrosodiphenylamine	8.192	169	765112	81.725 ppm		99
74)	4-Bromophenyl-phenylether	8.550	248	128077	38.378 ppm		100
75)	Hexachlorobenzene	8.614	284	153553	40.060 ppm		97
76)	Atrazine	8.721	215	63269	40.185 ppm	#	85
77)	Pentachlorophenol	8.823	266	46195	26.088 ppm		98
78)	Phenanthrene	9.020	178	674447	39.368 ppm		99
79)	Anthracene	9.074	178	683019	41.818 ppm		99
80)	Carbazole	9.234	167	667157	40.186 ppm		98
81)	Di-n-butylphthalate	9.570	149	848214	42.285 ppm		98
82)	Fluoranthene	10.217	202	780851	42.890 ppm		97
84)	Benzidine	10.372	184	439810	43.407 ppm		97
85)	Pyrene	10.479	202	804582	41.870 ppm		99
87)	Butyl benzyl phthalate	11.317	149	406550	40.681 ppm		97
88)	3,3'-Dichlorobenzidine	12.151	252	311215	45.278 ppm		99
89)	Benzo(a)anthracene	12.183	228	804059	42.727 ppm		99
90)	Chrysene	12.242	228	769788	42.564 ppm		100
91)	bis(2-Ethylhexyl)phtha...	12.279	149	575416	42.297 ppm		97
93)	Di-n-octyl phthalate	13.577	149	1000887	45.973 ppm		99
94)	Benzo(b)Fluoranthene	14.261	252	792471	41.847 ppm		98
95)	Benzo(k)fluoranthene	14.320	252	769075	43.242 ppm		99
96)	Benzo(a)pyrene	14.945	252	636804	44.669 ppm		99
97)	Indeno(1,2,3-cd)Pyrene	17.060	276	711036	47.948 ppm		92
98)	Dibenz(a,h)anthracene	17.103	278	740738	46.573 ppm		98
99)	Benzo(g,h,i)perylene	17.493	276	722237	52.231 ppm		98

Quantitation Report (QT Reviewed)

Data Path : I:\ACQUDATA\5973A\DATA\061621\
Data File : EE108.D
Acq On : 16 Jun 2021 2:40 pm
Operator : JMisiurewicz
Sample : CCV
Misc : 40 ppm STD 8270D/625
ALS Vial : 3 Sample Multiplier: 1

Quant Time: Jun 17 08:06:40 2021
Quant Method : I:\ACQUDATA\5973A\METHODS\8270041621AS.M
Quant Title : 8270 BNA ANALYSIS
QLast Update : Thu Jun 17 08:06:28 2021
Response via : Initial Calibration

Compound	R.T.	QIon	Response	Conc	Units	Dev(Min)

(#) = qualifier out of range (m) = manual integration (+) = signals summed

Quantitation Report (QT Reviewed)

Data Path : I:\ACQUDATA\5973A\DATA\061621\
Data File : EE108.D
Acq On : 16 Jun 2021 2:40 pm
Operator : JMisiurewicz
Sample : CCV
Misc : 40 ppm STD 8270D/625
ALS Vial : 3 Sample Multiplier: 1

Quant Time: Jun 17 08:06:40 2021
Quant Method : I:\ACQUDATA\5973A\METHODS\8270041621AS.M
Quant Title : 8270 BNA ANALYSIS
QLast Update : Thu Jun 17 08:06:28 2021
Response via : Initial Calibration

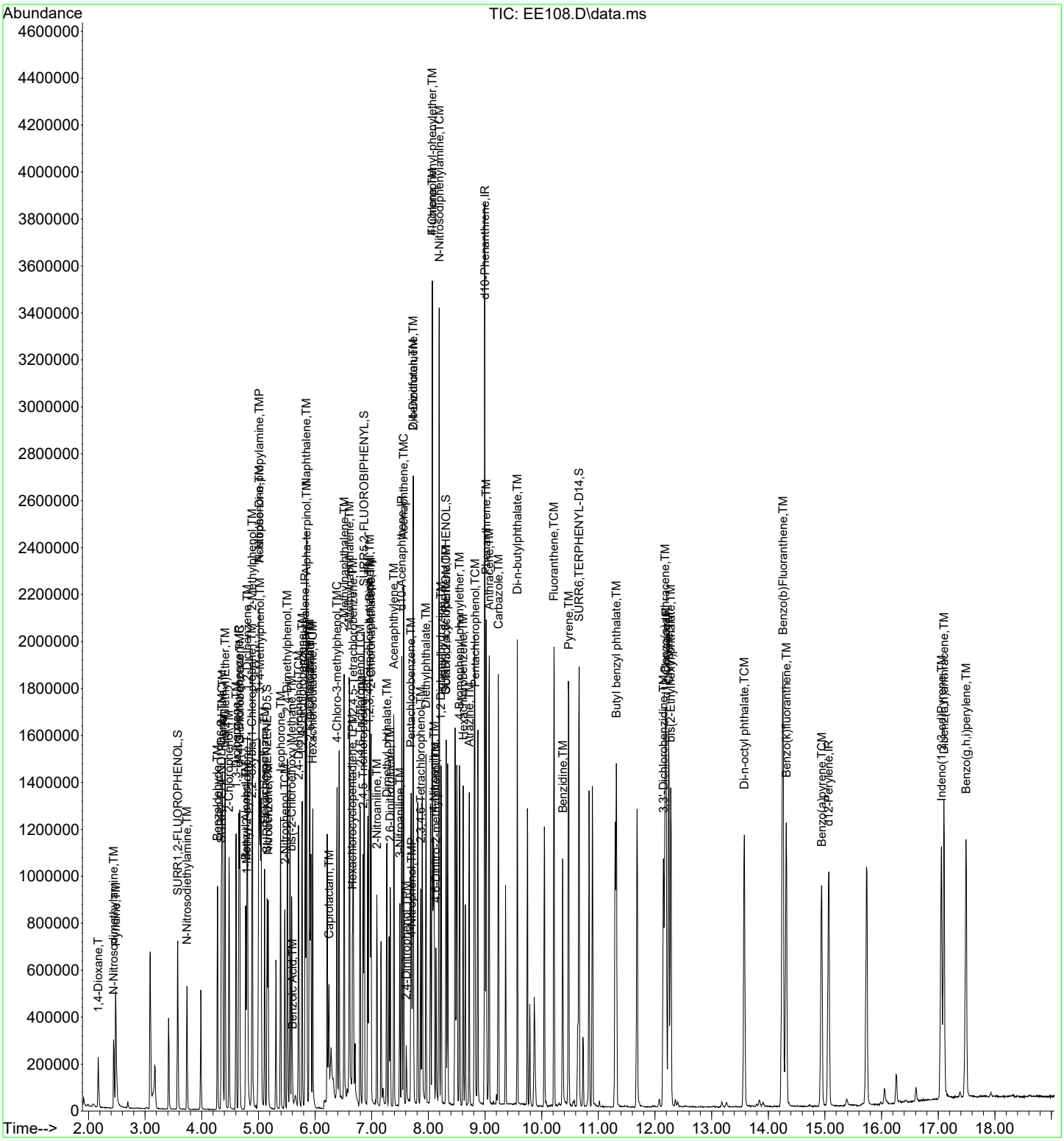

Quantitation Report (Qedit)

1st DM 06/21/21
2nd BA 06/21/21

Data Path : I:\ACQUDATA\5973A\DATA\061721\
Data File : EE135.D
Acq On : 17 Jun 2021 11:20 am
Operator : JMisiurewicz
Sample : CCV
Misc : 40 ppm STD 8270D/625
ALS Vial : 5 Sample Multiplier: 1

Quant Time: Jun 17 14:32:48 2021
Quant Method : I:\ACQUDATA\5973A\METHODS\8270041621A.M
Quant Title : 8270 BNA ANALYSIS
QLast Update : Thu Jun 17 14:32:35 2021
Response via : Initial Calibration

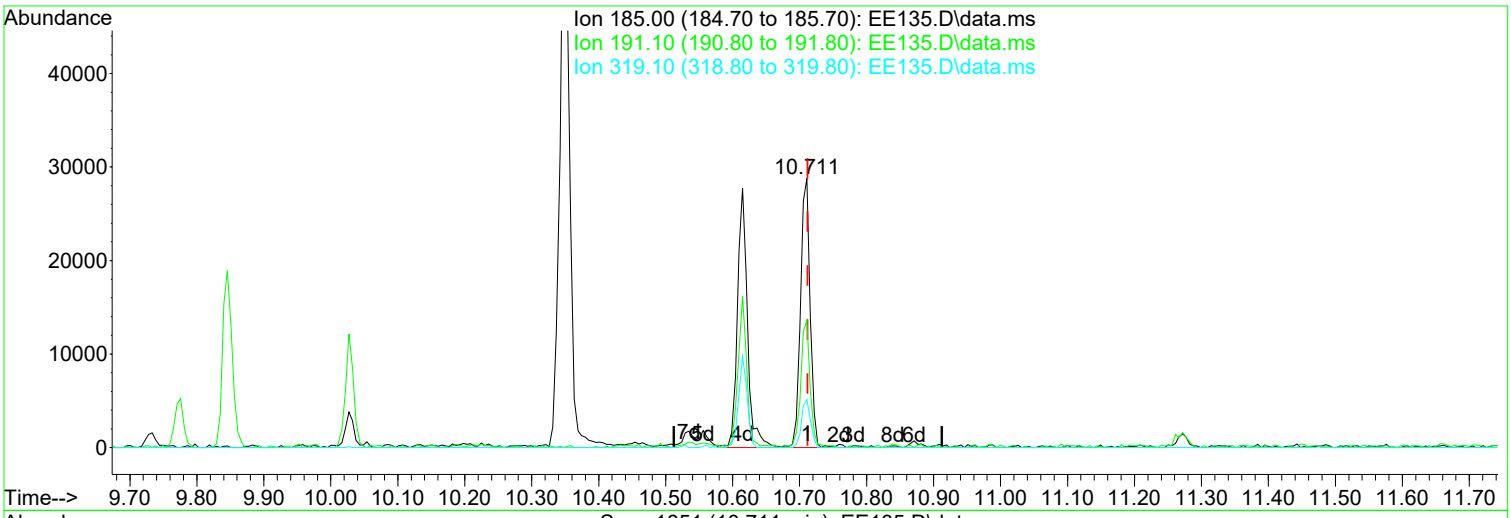

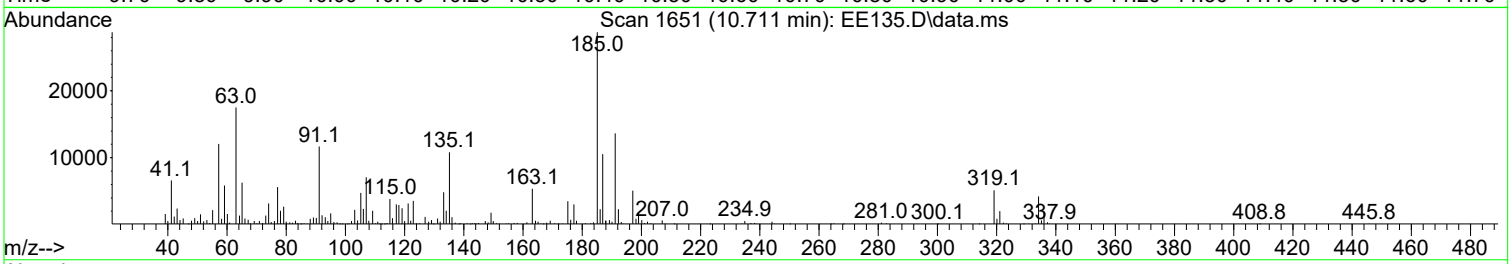



TIC: EE135.D\data.ms

(126) Aramite (TM)

10.711min (-0.002) 41.77 ppm m

response 57809

Ion	Exp%	Act%
185.00	100.00	100.00
191.10	40.00	47.37
319.10	16.40	17.84
0.00	0.00	0.00

Manual Integration:

After

Split Peak.

06/21/21

Quantitation Report (Qedit)

1st DM 06/21/21
2nd BA 06/21/21

Data Path : I:\ACQUDATA\5973A\DATA\061721\
Data File : EE135.D
Acq On : 17 Jun 2021 11:20 am
Operator : JMisiurewicz
Sample : CCV
Misc : 40 ppm STD 8270D/625
ALS Vial : 5 Sample Multiplier: 1

Quant Time: Jun 17 14:32:48 2021
Quant Method : I:\ACQUDATA\5973A\METHODS\8270041621A.M
Quant Title : 8270 BNA ANALYSIS
QLast Update : Thu Jun 17 14:32:35 2021
Response via : Initial Calibration

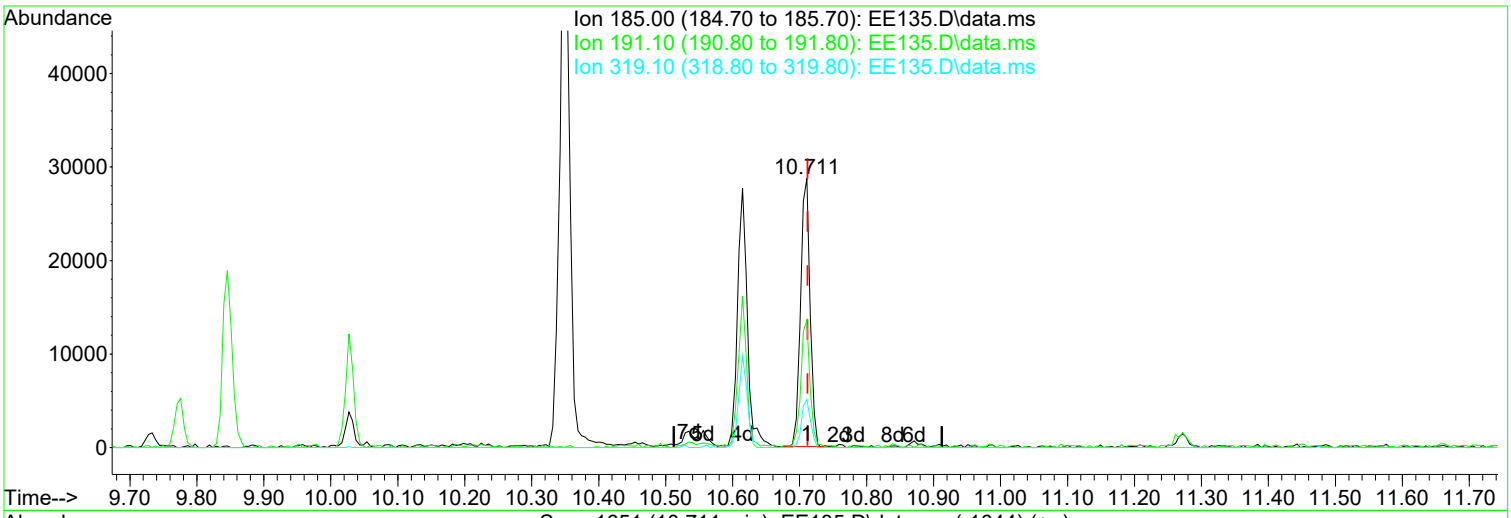

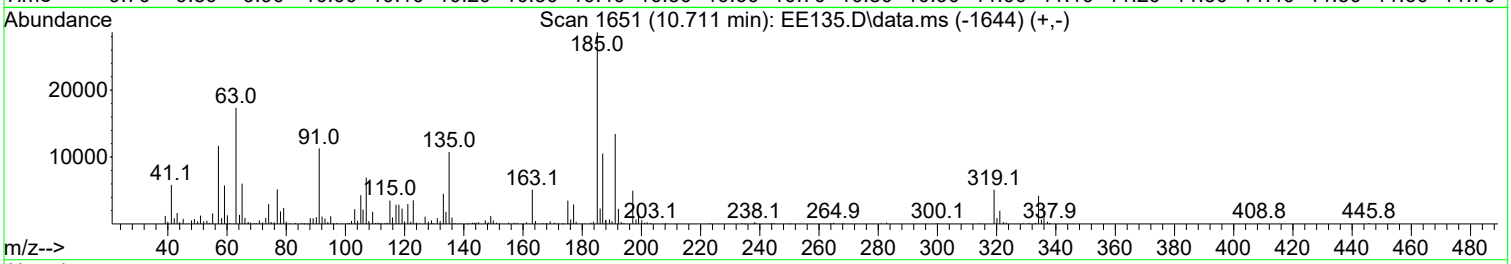



TIC: EE135.D\data.ms

(126) Aramite (TM)

10.711min (-0.002) 20.47 ppm

response 28331

Ion	Exp%	Act%
185.00	100.00	100.00
191.10	40.00	46.96
319.10	16.40	17.91
0.00	0.00	0.00

Manual Integration:

Before

06/21/21

Evaluate Continuing Calibration Report

1st DM 06/21/21
2nd BA 06/21/21

Data Path : I:\ACQUDATA\5973A\DATA\061721\
Data File : EE135.D
Acq On : 17 Jun 2021 11:20 am
Operator : JMisiurewicz
Sample : CCV
Misc : 40 ppm STD 8270D/625
ALS Vial : 5 Sample Multiplier: 1

Quant Time: Jun 17 14:32:48 2021
Quant Method : I:\ACQUDATA\5973A\METHODS\8270041621A.M
Quant Title : 8270 BNA ANALYSIS
QLast Update : Thu Jun 17 14:32:35 2021
Response via : Initial Calibration

Min. RRF : 0.000 Min. Rel. Area : 50% Max. R.T. Dev 0.50min
Max. RRF Dev : 20% Max. Rel. Area : 200%

		Compound	Amount	Calc.	%Dev	Area%	Dev(min)
1	IR	d4-1,4-Dichlorobenzene	40.000	40.000	0.0	75	-0.06
2	T	1,4-Dioxane	40.000	40.535	-1.3	77	-0.20
3	TM	Pyridine	40.000	38.323	4.2	69	-0.17
4	TM	N-Nitrosodimethylamine	40.000	38.539	3.7	70	-0.16
5	TM	2-Picoline	40.000	37.694	5.8	70	-0.11
6	TM	N-Nitrosomethylamine	40.000	39.696	0.8	74	-0.10
7	TM	Methyl Methansulfonate	40.000	37.056	7.4	68	-0.09
8	S	SURR1,2-FLUOROPHENOL	40.000	40.356	-0.9	74	-0.06
9	TM	N-Nitrosodiethylamine	40.000	40.387	-1.0	73	-0.08
10	TM	Ethyl Mathanesulfonate	40.000	36.741	8.1	69	-0.07
11	TM	Benzaldehyde	40.000	40.377	-0.9	76	-0.07
12	TM	Aniline	40.000	36.799	8.0	67	-0.06
13	S	SURR2,PHENOL-D6	40.000	38.642	3.4	71	-0.03
14	TMC	Phenol	40.000	42.017	-5.0	76	-0.03
15	TM	bis(2-Clethyl)Ether	40.000	38.378	4.1	70	-0.06
16	TM	Pentachloroethane	40.000	39.920	0.2	72	-0.07
17	TM	2-Chlorophenol	40.000	41.127	-2.8	74	-0.05
18	TM	1,3-Diclbenzene	40.000	41.655	-4.1	76	-0.06
19	TMC	1,4-Dichlorobenzene	40.000	41.052	-2.6	74	-0.06
20	TM	1,2-Diclbenzene	40.000	40.624	-1.6	74	-0.06
21	TM	Benzyl Alcohol	40.000	34.580	13.6	62	-0.05
22	T	1-Methyl-2-pyrrolidinone	40.000	36.945	7.6	67	-0.07
23	TM	2,2'-oxybis(1-Chloropropane	40.000	36.619	8.5	67	-0.06
24	TM	2-Methylphenol	40.000	36.729	8.2	67	-0.04
25	TM	3+4-Methylphenol	40.000	39.522	1.2	71	-0.03
26	TM	Acetophenone	40.000	36.419	9.0	68	-0.06
27	TMP	N-Nitroso-Di-n-propylamine	40.000	36.578	8.6	67	-0.06
28	TM	N-Nitrosopyrrolidine	40.000	36.841	7.9	67	-0.05
29	TM	N-Nitrosomorpholine	40.000	38.371	4.1	72	-0.05
30	TM	o-Toluidine	40.000	36.130	9.7	66	-0.05
31	TM	Hexachloroethane	40.000	41.191	-3.0	73	-0.06
32	TM	o,o,o-Triethylphosphorothio	40.000	38.565	3.6	71	-0.06
33	TM	Alpha-terpinol	40.000	37.269	6.8	69	-0.05
34	IR	d8-Naphthalene	40.000	40.000	0.0	79	-0.05
35	S	SURR4,NITROBENZENE-D5	40.000	40.861	-2.2	76	-0.05
36	TM	Nitrobenzene	40.000	39.210	2.0	72	-0.06
37	TM	N-Nitrosopiperidine	40.000	37.786	5.5	71	-0.06
38	TM	Isophorone	40.000	37.236	6.9	68	-0.06
39	TCM	2-Nitrophenol	40.000	46.989	-17.5	82	-0.05
40	TM	2,4-Dimethylphenol	40.000	38.696	3.3	71	-0.04
41	TM	bis(-2-Chloroethoxy)Methane	40.000	31.739	20.7#	58	-0.05
42	TM	Benzoic Acid	80.000	12.698	84.1#	5	-0.08
43	TCM	2,4-Dichlorophenol	40.000	40.424	-1.1	73	-0.04
44	TM	a,a-Dimethylphenethylamine	40.000	33.597	16.0	61	0.44
45	TM	1,2,4-Trichlorobenzene	40.000	39.119	2.2	73	-0.06
46	TM	Naphthalene	40.000	38.756	3.1	71	-0.06
47	TM	4-Chloroaniline	40.000	38.843	2.9	71	-0.05
48	TM	2,6-Dichlorophenol	40.000	42.048	-5.1	76	-0.05
49	TCM	Hexachlorobutadiene	40.000	39.529	1.2	73	-0.06
50	TM	Hexachloropropene	40.000	43.131	-7.8	78	-0.06
51	TMC	4-Chloro-3-methylphenol	40.000	38.376	4.1	71	-0.03

1st DM 06/21/21
2nd BA 06/21/21

Data Path : I:\ACQUDATA\5973A\DATA\061721\
Data File : EE135.D
Acq On : 17 Jun 2021 11:20 am
Operator : JMisiurewicz
Sample : CCV
Misc : 40 ppm STD 8270D/625
ALS Vial : 5 Sample Multiplier: 1

Quant Time: Jun 17 14:32:48 2021
Quant Method : I:\ACQUDATA\5973A\METHODS\8270041621A.M
Quant Title : 8270 BNA ANALYSIS
QLast Update : Thu Jun 17 14:32:35 2021
Response via : Initial Calibration

Min. RRF : 0.000 Min. Rel. Area : 50% Max. R.T. Dev 0.50min
Max. RRF Dev : 20% Max. Rel. Area : 200%

		Compound	Amount	Calc.	%Dev	Area%	Dev(min)
52	TM	N-N-di-n-butylamine	40.000	30.988	22.5#	60	-0.06
53	TM	Caprolactam	40.000	36.225	9.4	69	-0.05
54	TM	p-Phenylenediamine	40.000	38.674	3.3	77	-0.05
55	TM	Safrole	40.000	41.646	-4.1	77	-0.06
56	TM	2-Methylnaphthalene	40.000	37.508	6.2	70	-0.06
57	TM	1-Methylnaphthalene	40.000	37.716	5.7	69	-0.06
58	IR	d10-Acenaphthene	40.000	40.000	0.0	72	-0.06
59	TPM	Hexachlorocyclopentadiene	40.000	32.039	19.9	54	-0.06
60	TM	1,2,4,5-Tetrachlorobenzene	40.000	40.110	-0.3	72	-0.06
61	TM	1,2,3,4-Tetrachlorobenzene	40.000	39.344	1.6	70	-0.06
62	TCM	2,4,6-Trichlorophenol	40.000	43.620	-9.0	72	-0.05
63	TM	2,4,5-Trichlorophenol	40.000	40.517	-1.3	69	-0.03
64	S	SURR5,2-FLUOROBIPHENYL	40.000	40.358	-0.9	71	-0.06
65	TM	Isosafrole	40.000	37.504	6.2	67	-0.06
66	TM	1,1'-Biphenyl	40.000	40.626	-1.6	71	-0.06
67	TM	2-Chloronaphthalene	40.000	41.181	-3.0	72	-0.06
68	TM	2-Nitroaniline	40.000	39.453	1.4	67	-0.05
69	TM	1,4-Naphthoquinone	40.000	35.625	10.9	63	-0.05
70	TM	m-Dinitrobenzene	40.000	47.987	-20.0	81	-0.05
71	TM	Acenaphthylene	40.000	40.767	-1.9	69	-0.06
72	TM	Dimethyl phthalate	40.000	39.746	0.6	72	-0.06
73	TM	2,6-Dinitrotoluene	40.000	46.416	-16.0	79	-0.05
74	TMC	Acenaphthene	40.000	38.668	3.3	68	-0.05
75	TM	3-Nitroaniline	40.000	42.454	-6.1	71	-0.05
76	TPM	2,4-Dinitrophenol	40.000	35.388	11.5	61	-0.04
77	TM	Dibenzofuran	40.000	38.948	2.6	68	-0.05
78	TM	2,4-Dinitrotoluene	40.000	47.448	-18.6	77	-0.05
79	TMP	4-Nitrophenol	40.000	36.588	8.5	64	-0.01
80	TM	Pentachlorobenzene	40.000	36.098	9.8	63	-0.06
81	TM	1-Napthylamine	40.000	37.476	6.3	69	-0.06
82	TM	2-Napthylamine	40.000	35.531	11.2	65	-0.06
83	TM	2,3,4,6-Tetrachlorophenol	40.000	38.779	3.1	67	-0.05
84	TM	Fluorene	40.000	40.677	-1.7	71	-0.06
85	TM	4-Chlorophenyl-phenylether	40.000	38.986	2.5	68	-0.06
86	TM	Diethylphthalate	40.000	38.714	3.2	69	-0.06
87	TM	4-Nitroaniline	40.000	39.613	1.0	65	-0.05
88	TM	5-Nitro-o-toluidine	40.000	43.301	-8.3	72	-0.05
89	S	SURR3,2,4,6-TRIBROMOPHENOL	40.000	38.521	3.7	66	-0.05
90	TM	Sulfotepp	40.000	42.309	-5.8	72	-0.06
91	TM	Octachlorocyclopentene	40.000	33.323	16.7	56	-0.06
92	IR	d10-Phenanthrene	40.000	40.000	0.0	75	-0.06
93	TM	Thionazin	40.000	35.264	11.8	64	-0.06
94	TM	4,6-Dinitro-2-methylphenol	40.000	42.608	-6.5	75	-0.05
95	TM	Diphenylamine	80.000	77.124	3.6	72	-0.06
96	TM	1,2 Diphenylhydrazine	40.000	34.206	14.5	64	-0.06
97	TCM	N-Nitrosodiphenylamine	80.000	77.124	3.6	72	-0.06
98	TM	1,3,5-Trinirobenzene	40.000	42.939	-7.3	82	-0.01
99	TM	Diallate	40.000	31.443	21.4#	59	-0.06
100	TM	Phorate	40.000	35.313	11.7	63	-0.06
101	TM	Phenacetin	40.000	37.633	5.9	66	-0.06

Evaluate Continuing Calibration Report

Data Path : I:\ACQUDATA\5973A\DATA\061721\
Data File : EE135.D
Acq On : 17 Jun 2021 11:20 am
Operator : JMisiurewicz
Sample : CCV
Misc : 40 ppm STD 8270D/625
ALS Vial : 5 Sample Multiplier: 1

Quant Time: Jun 17 14:32:48 2021
Quant Method : I:\ACQUDATA\5973A\METHODS\8270041621A.M
Quant Title : 8270 BNA ANALYSIS
QLast Update : Thu Jun 17 14:32:35 2021
Response via : Initial Calibration

Min. RRF : 0.000 Min. Rel. Area : 50% Max. R.T. Dev 0.50min
Max. RRF Dev : 20% Max. Rel. Area : 200%

		Compound	Amount	Calc.	%Dev	Area%	Dev(min)
102	TM	4-Bromophenyl-phenylether	40.000	36.601	8.5	70	-0.06
103	TM	Hexachlorobenzene	40.000	36.684	8.3	70	-0.05
104	TM	Dimethoate	40.000	37.126	7.2	69	-0.06
105	TM	Atrazine	40.000	40.301	-0.8	75	-0.06
106	TCM	Pentachlorophenol	40.000	26.681	33.3#	46	-0.04
107	TM	4-Aminobiphenyl	40.000	38.196	4.5	68	-0.06
108	TM	Pentachloronitrobenzene	40.000	42.426	-6.1	73	-0.06
109	TM	Pronamide	40.000	40.146	-0.4	71	-0.06
110	TM	Dinoseb	40.000	44.073	-10.2	76	-0.06
111	TM	Disulfoton	40.000	30.172	24.6#	58	-0.06
112	TM	Phenanthrene	40.000	39.289	1.8	70	-0.06
113	TM	Anthracene	40.000	40.931	-2.3	72	-0.06
114	TM	Carbazole	40.000	37.483	6.3	66	-0.05
115	TM	Di-n-butylphthalate	40.000	38.153	4.6	66	-0.06
116	TM	4-Nitroquinonline-1-oxide	40.000	31.389	21.5#	52	-0.06
117	TCM	Fluoranthene	40.000	40.297	-0.7	70	-0.07
118	IR	d12-Chrysene	40.000	40.000	0.0	69	-0.10
119	TM	Methyl Parathion	40.000	51.841	-29.6#	81	-0.06
120	TM	Ethyl Parathion	40.000	45.025	-12.6	71	-0.06
121	TM	Methapyrilene	40.000	31.976	20.1#	51	-0.06
122	TM	Isodrin	40.000	40.594	-1.5	67	-0.07
123	TM	Benzidine	40.000	43.283	-8.2	70	-0.07
124	TM	Pyrene	40.000	42.659	-6.6	70	-0.07
125	S	SURR6,TERPHENYL-D14	40.000	39.987	0.0	67	-0.08
126	TM	Aramite	40.000	41.766	-4.4	68	-0.08
127	TM	p-(Dimethylamino)azobenzene	40.000	40.041	-0.1	64	-0.08
128	TM	Chlorobenzilate	40.000	42.077	-5.2	67	-0.09
129	TM	Butyl benzyl phthalate	40.000	40.615	-1.5	67	-0.09
130	TM	3,3-Dimethylbenzidine	40.000	44.319	-10.8	71	-0.09
131	TM	2-Acetylaminofluorene	40.000	49.965	-24.9#	78	-0.08
132	TM	3,3'-Dichlorobenzidine	40.000	43.703	-9.3	72	-0.10
133	TM	Benzo(a)anthracene	40.000	41.114	-2.8	68	-0.10
134	TM	Chrysene	40.000	41.121	-2.8	68	-0.10
135	TM	bis(2-Ethylhexyl)phthalate	40.000	40.617	-1.5	68	-0.11
136	IR	d12-Perylene	40.000	40.000	0.0	69	-0.12
137	TCM	Di-n-octyl phthalate	40.000	45.079	-12.7	71	-0.13
138	TM	7,12-Dimethylbenz(a)anthrac	40.000	41.653	-4.1	68	-0.13
139	TM	Benzo(b)Fluoranthene	40.000	40.660	-1.6	67	-0.12
140	TM	Benzo(k)fluoranthene	40.000	41.803	-4.5	67	-0.12
141	TCM	Benzo(a)pyrene	40.000	44.123	-10.3	71	-0.13
142	TM	3-Methylcholanthrene	40.000	45.435	-13.6	72	-0.12
143	TM	Indeno(1,2,3-cd)Pyrene	40.000	45.955	-14.9	74	-0.10
144	TM	Dibenz(a,h)anthracene	40.000	44.274	-10.7	72	-0.11
145	TM	Benzo(g,h,i)perylene	40.000	47.690	-19.2	78	-0.11

(#) = Out of Range SPCC's out = 0 CCC's out = 1

1st DM 06/21/21
2nd BA 06/21/21

Quantitation Report (QT Reviewed)

Data Path : I:\ACQUDATA\5973A\DATA\061721\
Data File : EE135.D
Acq On : 17 Jun 2021 11:20 am
Operator : JMisiurewicz
Sample : CCV
Misc : 40 ppm STD 8270D/625
ALS Vial : 5 Sample Multiplier: 1

Quant Time: Jun 17 14:32:48 2021
Quant Method : I:\ACQUDATA\5973A\METHODS\8270041621A.M
Quant Title : 8270 BNA ANALYSIS
QLast Update : Thu Jun 17 14:32:35 2021
Response via : Initial Calibration

Compound	R.T.	QIon	Response	Conc	Units	Dev(Min)
Internal Standards						
1) d4-1,4-Dichlorobenzene	4.637	152	193557	40.00	ppm	0.00
34) d8-Naphthalene	5.812	136	744855	40.00	ppm	0.00
58) d10-Acenaphthene	7.516	164	389595	40.00	ppm	0.00
92) d10-Phenanthrene	8.980	188	676705	40.00	ppm	0.00
118) d12-Chrysene	12.169	240	593814	40.00	ppm	0.00
136) d12-Perylene	15.033	264	627046	40.00	ppm	0.00
System Monitoring Compounds						
8) SURR1,2-FLUOROPHENOL	3.558	112	253111	40.36	ppm	0.00
Spiked Amount 20.000	Range 10 - 70		Recovery	=	201.80%#	
13) SURR2,PHENOL-D6	4.332	99	322366	38.64	ppm	0.00
Spiked Amount 20.000	Range 10 - 107		Recovery	=	193.20%#	
35) SURR4,NITROBENZENE-D5	5.139	82	271688	40.86	ppm	0.00
Spiked Amount 10.000	Range 31 - 110		Recovery	=	408.60%#	
64) SURR5,2-FLUOROBIPHENYL	6.848	172	528070	40.36	ppm	0.00
Spiked Amount 10.000	Range 31 - 118		Recovery	=	403.60%#	
89) SURR3,2,4,6-TRIBROMOPH...	8.296	330	68187	38.52	ppm	0.00
Spiked Amount 20.000	Range 35 - 141		Recovery	=	192.60%#	
125) SURR6,TERPHENYL-D14	10.636	244	582054	39.99	ppm	0.00
Spiked Amount 10.000	Range 10 - 165		Recovery	=	399.90%#	
Target Compounds						Qvalue
2) 1,4-Dioxane	2.126	88	100823	40.535	ppm	97
3) Pyridine	2.441	79	257577	38.323	ppm	93
4) N-Nitrosodimethylamine	2.409	74	150039	38.539	ppm	95
5) 2-Picoline	3.061	93	269586	37.694	ppm	98
6) N-Nitrosomethylamine	3.146	42	118962	39.696	ppm	95
7) Methyl Methansulfonate	3.392	80	139171	37.056	ppm	98
9) N-Nitrosodiethylamine	3.718	102	131037	40.387	ppm	99
10) Ethyl Mathanesulfonate	3.964	79	179178	36.741	ppm	98
11) Benzaldehyde	4.258	106	191677	40.377	ppm	99
12) Aniline	4.354	93	373074	36.799	ppm	65
14) Phenol	4.343	94	374669	42.017	ppm	77
15) bis(2-Clethyl)Ether	4.396	93	242435	38.378	ppm	97
16) Pentachloroethane	4.391	117	96004	39.920	ppm	95
17) 2-Chlorophenol	4.466	128	298819	41.127	ppm	94
18) 1,3-Diclbenzene	4.589	146	297437	41.655	ppm	99
19) 1,4-Dichlorobenzene	4.653	146	301127	41.052	ppm	100
20) 1,2-Diclbenzene	4.786	146	284262	40.624	ppm	99
21) Benzyl Alcohol	4.760	79	190638	34.580	ppm	97
22) 1-Methyl-2-pyrrolidinone	4.781	99	172944	36.945	ppm	97
23) 2,2'-oxybis(1-Chloropr...	4.872	45	297719	36.619	ppm #	85
24) 2-Methylphenol	4.877	108	238655	36.729	ppm	95
25) 3+4-Methylphenol	5.016	108	267665	39.522	ppm	85
26) Acetophenone	4.995	105	328274	36.419	ppm	85
27) N-Nitroso-Di-n-propyla...	4.995	70	187416	36.578	ppm	88
28) N-Nitrosopyrrolidine	4.984	100	132534	36.841	ppm	89
29) N-Nitrosomorpholine	5.016	56	154072	38.371	ppm	95
30) o-Toluidine	5.032	106	386115	36.130	ppm	84
31) Hexachloroethane	5.091	117	115962	41.191	ppm	98
32) o,o,o-Triethylphosphor...	5.540	198	121845	38.565	ppm	100
33) Alpha-terpinol	5.839	121	75159	37.269	ppm	92
36) Nitrobenzene	5.155	77	264828	39.210	ppm	98
37) N-Nitrosopiperidine	5.294	42	158567	37.786	ppm	98
38) Isophorone	5.374	82	468434	37.236	ppm	99

1st DM 06/21/21
2nd BA 06/21/21

Data Path : I:\ACQUDATA\5973A\DATA\061721\
Data File : EE135.D
Acq On : 17 Jun 2021 11:20 am
Operator : JMisiurewicz
Sample : CCV
Misc : 40 ppm STD 8270D/625
ALS Vial : 5 Sample Multiplier: 1

Quant Time: Jun 17 14:32:48 2021
Quant Method : I:\ACQUDATA\5973A\METHODS\8270041621A.M
Quant Title : 8270 BNA ANALYSIS
QLast Update : Thu Jun 17 14:32:35 2021
Response via : Initial Calibration

Compound	R.T.	QIon	Response	Conc Units		Dev(Min)
39) 2-Nitrophenol	5.449	139	162237	46.989 ppm		95
40) 2,4-Dimethylphenol	5.497	107	287736	38.696 ppm		90
41) bis(-2-Chloroethoxy)Me...	5.572	93	256437	31.739 ppm		98
42) Benzoic Acid	5.582	105	21271	12.698 ppm		92
43) 2,4-Dichlorophenol	5.695	162	236308	40.424 ppm		98
44) a,a-Dimethylphenethyla...	6.491	58	571598	33.597 ppm		88
45) 1,2,4-Trichlorobenzene	5.753	180	235686	39.119 ppm		96
46) Naphthalene	5.828	128	757597	38.756 ppm		100
47) 4-Chloroaniline	5.882	127	312051	38.843 ppm		99
48) 2,6-Dichlorophenol	5.892	162	220851	42.048 ppm		97
49) Hexachlorobutadiene	5.940	225	128270	39.529 ppm		97
50) Hexachloropropene	5.908	213	150014	43.131 ppm		96
51) 4-Chloro-3-methylphenol	6.373	107	232844	38.376 ppm		94
52) N-N-di-n-butylamine	6.197	84	168556	30.988 ppm		99
53) Caprolactam	6.229	113	78762	36.225 ppm		92
54) p-Phenylenediamine	6.239	80	88991	38.674 ppm		96
55) Safrole	6.405	162	191496	41.646 ppm		99
56) 2-Methylnaphthalene	6.496	142	491666	37.508 ppm		98
57) 1-Methylnaphthalene	6.592	142	477187	37.716 ppm		100
59) Hexachlorocyclopentadiene	6.645	237	87838	32.039 ppm		99
60) 1,2,4,5-Tetrachloroben...	6.656	216	212010	40.110 ppm		98
61) 1,2,3,4-Tetrachloroben...	6.934	216	202745	39.344 ppm		95
62) 2,4,6-Trichlorophenol	6.779	196	161216	43.620 ppm		99
63) 2,4,5-Trichlorophenol	6.832	196	156128	40.517 ppm		99
65) Isosafrole	6.913	104	82335	37.504 ppm	#	50
66) 1,1'-Biphenyl	6.950	154	597359	40.626 ppm		97
67) 2-Chloronaphthalene	6.971	162	475095	41.181 ppm		98
68) 2-Nitroaniline	7.073	65	128032	39.453 ppm		93
69) 1,4-Naphthoquinone	7.148	158	131182	35.625 ppm		97
70) m-Dinitrobenzene	7.292	168	87205	47.987 ppm		92
71) Acenaphthylene	7.377	152	701835	40.767 ppm		100
72) Dimethyl phthalate	7.249	163	495914	39.746 ppm		99
73) 2,6-Dinitrotoluene	7.313	165	121273	46.416 ppm		98
74) Acenaphthene	7.548	153	470654	38.668 ppm		95
75) 3-Nitroaniline	7.479	138	135405	42.454 ppm		98
76) 2,4-Dinitrophenol	7.596	184	46597	35.388 ppm		89
77) Dibenzofuran	7.719	168	617786	38.948 ppm		97
78) 2,4-Dinitrotoluene	7.714	165	163679	47.448 ppm		93
79) 4-Nitrophenol	7.693	65	104886	36.588 ppm		96
80) Pentachlorobenzene	7.676	250	172561	36.098 ppm		99
81) 1-Napthylamine	7.794	143	377208	37.476 ppm		97
82) 2-Napthylamine	7.874	143	385991	35.531 ppm		98
83) 2,3,4,6-Tetrachlorophenol	7.847	232	102337	38.779 ppm		98
84) Fluorene	8.056	166	523148	40.677 ppm		99
85) 4-Chlorophenyl-phenyle...	8.050	204	233857	38.986 ppm		96
86) Diethylphthalate	7.944	149	492456	38.714 ppm		99
87) 4-Nitroaniline	8.082	138	141504	39.613 ppm		95
88) 5-Nitro-o-toluidine	8.072	152	153881	43.301 ppm		98
90) Sulfotepp	8.323	322	82518	42.309 ppm		82
91) Octachlorocyclopentene	8.296	307	60343	33.323 ppm		96
93) Thionazin	8.018	107	81021	35.264 ppm		96
94) 4,6-Dinitro-2-methylph...	8.120	198	93722	42.608 ppm		94
95) Diphenylamine	8.173	169	779722	77.124 ppm		99
96) 1,2 Diphenylhydrazine	8.211	77	483862	34.206 ppm		97
97) N-Nitrosodiphenylamine	8.173	169	779722	77.124 ppm		99
98) 1,3,5-Trinirobenzene	8.489	74	76251	42.939 ppm	#	31

Quantitation Report (QT Reviewed)

Data Path : I:\ACQUDATA\5973A\DATA\061721\
Data File : EE135.D
Acq On : 17 Jun 2021 11:20 am
Operator : JMisiurewicz
Sample : CCV
Misc : 40 ppm STD 8270D/625
ALS Vial : 5 Sample Multiplier: 1

Quant Time: Jun 17 14:32:48 2021
Quant Method : I:\ACQUDATA\5973A\METHODS\8270041621A.M
Quant Title : 8270 BNA ANALYSIS
QLast Update : Thu Jun 17 14:32:35 2021
Response via : Initial Calibration

	Compound	R.T.	QIon	Response	Conc	Units		Dev(Min)
99)	Diallate	8.451	86	155188	31.443	ppm		99
100)	Phorate	8.462	121	95160	35.313	ppm	#	65
101)	Phenacetin	8.489	108	263730	37.633	ppm		93
102)	4-Bromophenyl-phenylether	8.537	248	131905	36.601	ppm		92
103)	Hexachlorobenzene	8.601	284	151849	36.684	ppm		95
104)	Dimethoate	8.633	87	156364	37.126	ppm		93
105)	Atrazine	8.702	215	68522	40.301	ppm		89
106)	Pentachlorophenol	8.809	266	51173	26.681	ppm		96
107)	4-Aminobiphenyl	8.793	169	535621	38.196	ppm		98
108)	Pentachloronitrobenzene	8.804	237	56768	42.426	ppm		96
109)	Pronamide	8.857	173	242916	40.146	ppm		99
110)	Dinoseb	8.975	211	109404	44.073	ppm		98
111)	Disulfoton	8.975	88	247797	30.172	ppm		90
112)	Phenanthrene	9.001	178	726864	39.289	ppm		99
113)	Anthracene	9.055	178	721942	40.931	ppm		99
114)	Carbazole	9.220	167	671998	37.483	ppm		100
115)	Di-n-butylphthalate	9.552	149	826467	38.153	ppm		98
116)	4-Nitroquinonline-1-oxide	9.771	190	40599	31.389	ppm		98
117)	Fluoranthene	10.198	202	792270	40.297	ppm		97
119)	Methyl Parathion	9.349	109	138366	51.841	ppm		90
120)	Ethyl Parathion	9.728	97	111780	45.025	ppm		99
121)	Methapyrilene	9.845	58	171429	31.976	ppm		93
122)	Isodrin	10.027	193	75152	40.594	ppm		99
123)	Benzidine	10.348	184	437905	43.283	ppm		100
124)	Pyrene	10.454	202	818541	42.659	ppm		99
126)	Aramite	10.711	185	57809m	41.766	ppm		
127)	p-(Dimethylamino)azobe...	10.818	120	231596	40.041	ppm		96
128)	Chlorobenzilate	10.871	139	269829	42.077	ppm		98
129)	Butyl benzyl phthalate	11.293	149	405286	40.615	ppm		93
130)	3,3-Dimethylbenzidine	11.272	212	499329	44.319	ppm		98
131)	2-Acetylaminofluorene	11.662	181	362334	49.965	ppm		98
132)	3,3'-Dichlorobenzidine	12.121	252	299951	43.703	ppm		99
133)	Benzo(a)anthracene	12.153	228	772576	41.114	ppm		99
134)	Chrysene	12.217	228	742609	41.121	ppm		99
135)	bis(2-Ethylhexyl)phtha...	12.249	149	551756	40.617	ppm		98
137)	Di-n-octyl phthalate	13.542	149	968062	45.079	ppm		98
138)	7,12-Dimethylbenz(a)an...	14.215	256	362282	41.653	ppm		99
139)	Benzo(b)Fluoranthene	14.226	252	759506	40.660	ppm		97
140)	Benzo(k)fluoranthene	14.285	252	733366	41.803	ppm		98
141)	Benzo(a)pyrene	14.904	252	620459	44.123	ppm		99
142)	3-Methylcholanthrene	15.706	268	414515	45.435	ppm		99
143)	Indeno(1,2,3-cd)Pyrene	17.025	276	672218	45.955	ppm		99
144)	Dibenz(a,h)anthracene	17.073	278	694588	44.274	ppm		99
145)	Benzo(g,h,i)perylene	17.463	276	650474	47.690	ppm		95

(#) = qualifier out of range (m) = manual integration (+) = signals summed

Quantitation Report (QT Reviewed)

Data Path : I:\ACQUDATA\5973A\DATA\061721\
Data File : EE135.D
Acq On : 17 Jun 2021 11:20 am
Operator : JMisiurewicz
Sample : CCV
Misc : 40 ppm STD 8270D/625
ALS Vial : 5 Sample Multiplier: 1

Quant Time: Jun 17 14:32:48 2021
Quant Method : I:\ACQUDATA\5973A\METHODS\8270041621A.M
Quant Title : 8270 BNA ANALYSIS
QLast Update : Thu Jun 17 14:32:35 2021
Response via : Initial Calibration

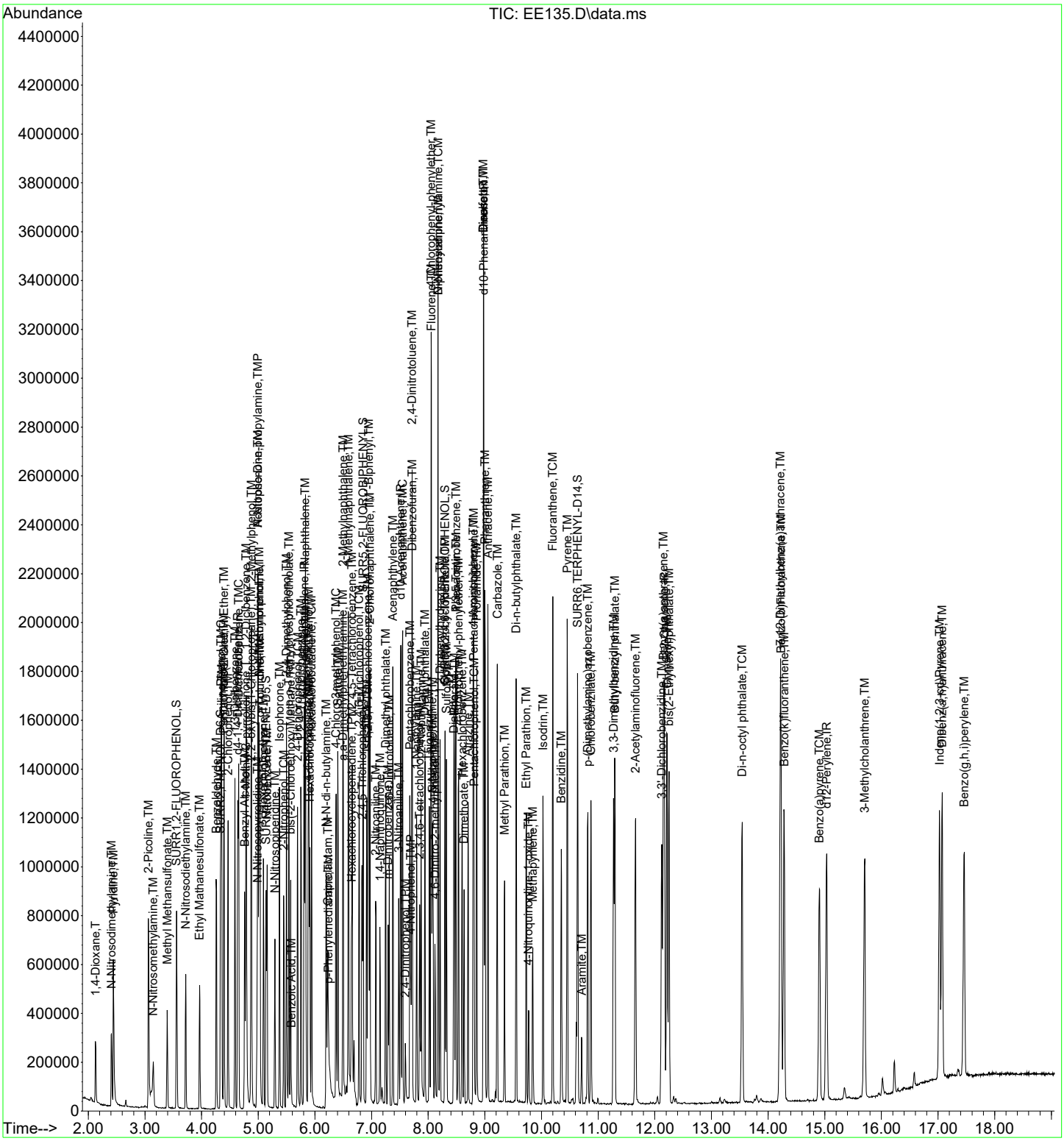

1st DM 06/17/21
2nd BA 06/17/21

Quantitation Report (Qedit)

Data Path : I:\ACQUDATA\5973A\DATA\061621\
Data File : EE107.D
Acq On : 16 Jun 2021 2:16 pm
Operator : JMisiurewicz
Sample : TUNE
Misc : 50 ng DFTPP
ALS Vial : 2 Sample Multiplier: 1

Quant Time: Jun 16 14:33:19 2021
Quant Method : I:\ACQUDATA\5973A\METHODS\TUNED.M
Quant Title : TUNE CHECK
QLast Update : Thu Jun 10 14:21:39 2021
Response via : Initial Calibration

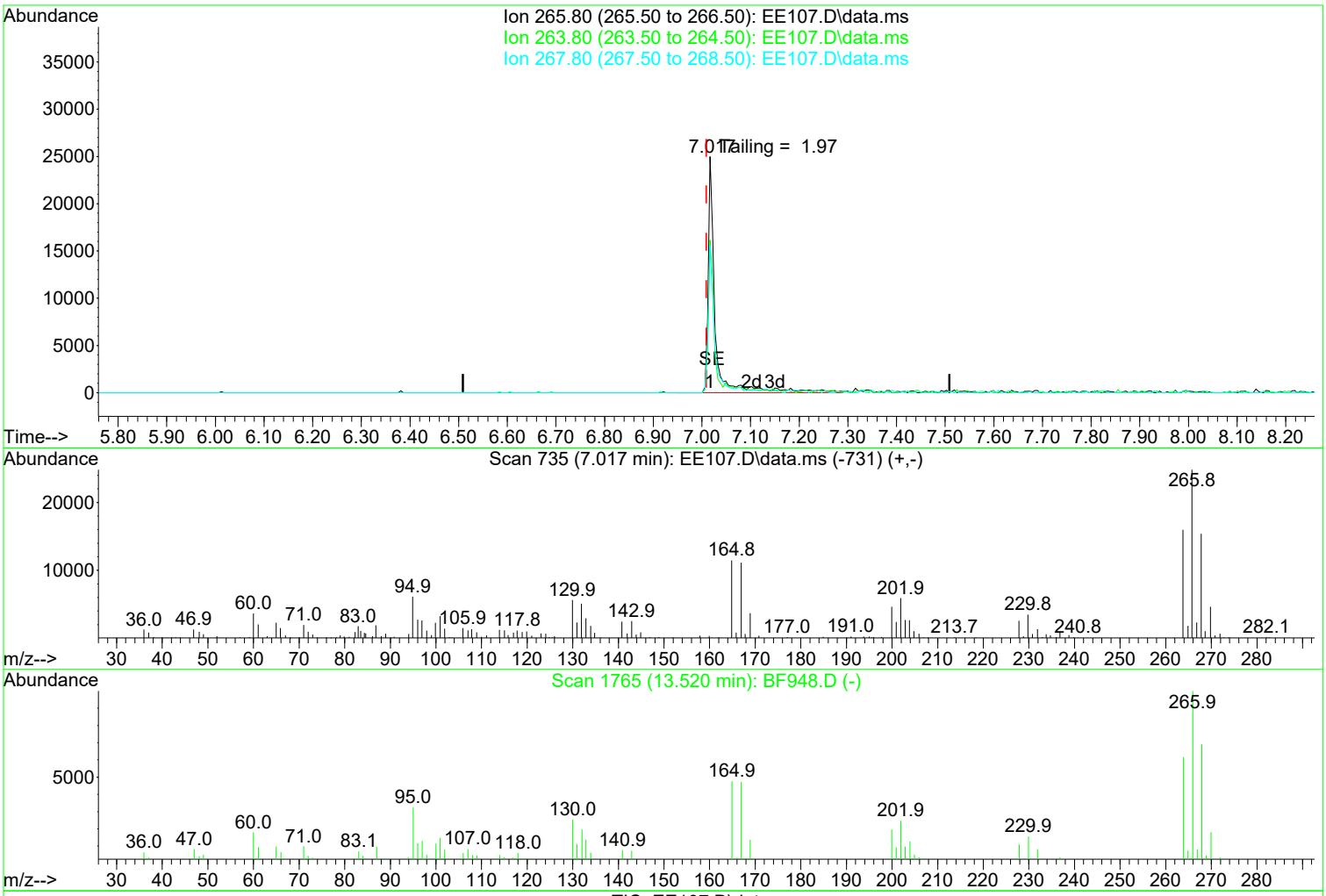

(5) Pentachlorophenol (TCM)

7.017min (+ 0.007) 17.78 ppm

response 22075

Ion	Exp%	Act%
265.80	100.00	100.00
263.80	63.50	64.29
267.80	64.20	62.08
0.00	0.00	0.00

Manual Integration:

After

Other - Tailing

06/17/21

Quantitation Report (Qedit)

1st DM 06/17/21
2nd BA 06/17/21

Data Path : I:\ACQUDATA\5973A\DATA\061621\
Data File : EE107.D
Acq On : 16 Jun 2021 2:16 pm
Operator : JMisiurewicz
Sample : TUNE
Misc : 50 ng DFTPP
ALS Vial : 2 Sample Multiplier: 1

Quant Time: Jun 16 14:33:19 2021
Quant Method : I:\ACQUDATA\5973A\METHODS\TUNED.M
Quant Title : TUNE CHECK
QLast Update : Thu Jun 10 14:21:39 2021
Response via : Initial Calibration

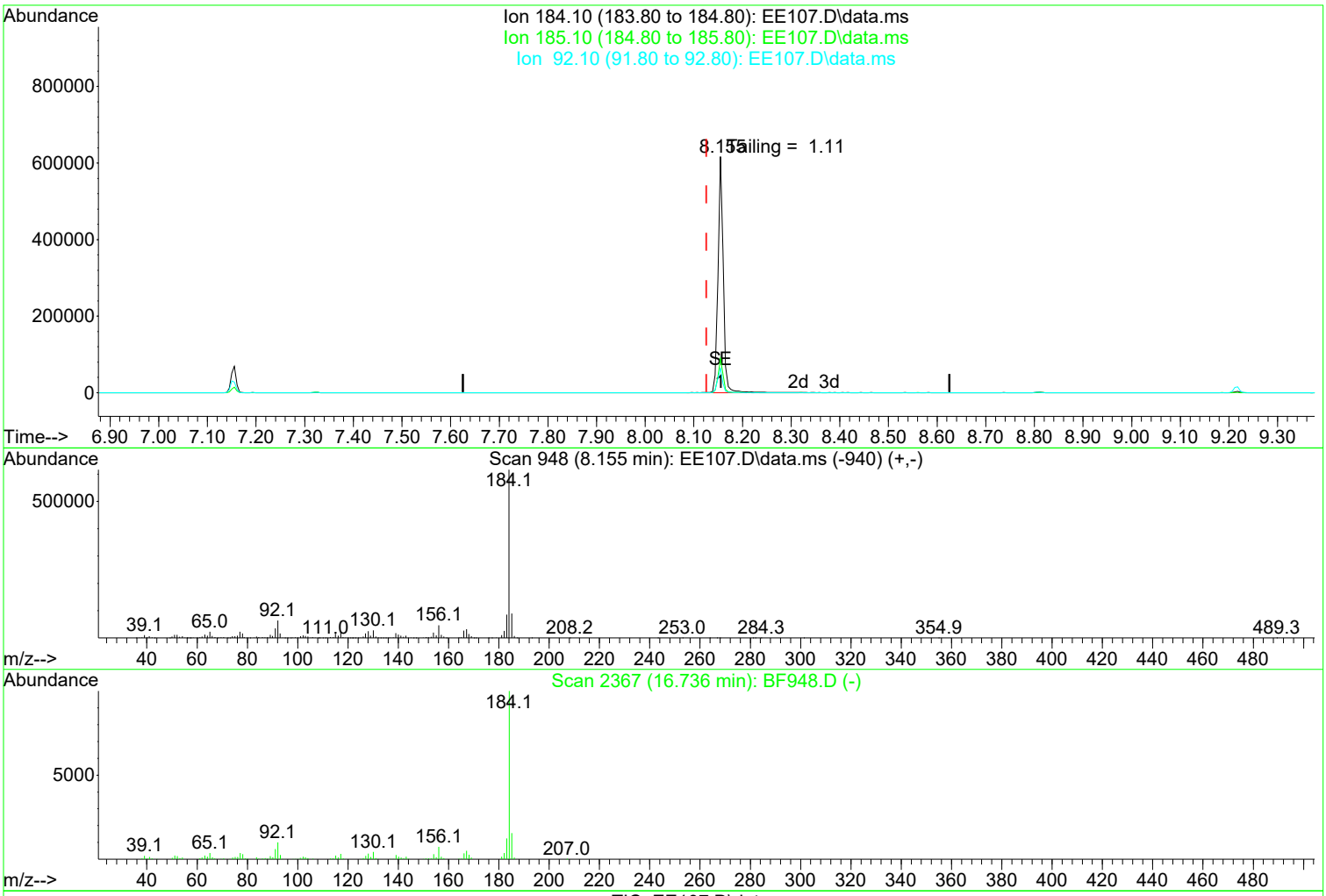

(8) Benzidine (T)

8.155min (+ 0.029) 63.71 ppm

response 470213

Ion	Exp%	Act%
184.10	100.00	100.00
185.10	14.80	14.54
92.10	10.10	10.38
0.00	0.00	0.00

Manual Integration:

After

Other - Tailing

06/17/21

1st DM 06/17/21
2nd BA 06/17/21

Quantitation Report (QT Reviewed)

Data Path : I:\ACQUDATA\5973A\DATA\061621\
Data File : EE107.D
Acq On : 16 Jun 2021 2:16 pm
Operator : JMisiurewicz
Sample : TUNE
Misc : 50 ng DFTPP
ALS Vial : 2 Sample Multiplier: 1

Quant Time: Jun 16 14:33:19 2021
Quant Method : I:\ACQUDATA\5973A\METHODS\TUNED.M
Quant Title : TUNE CHECK
QLast Update : Thu Jun 10 14:21:39 2021
Response via : Initial Calibration

Compound	R.T.	QIon	Response	Conc Units		Dev(Min)
Internal Standards						
1) d4-1,4-Dichlorobenzene	3.982	152	94765	40.00 ppm		0.00
2) d8-Naphthalene	4.848	136	369695	40.00 ppm		0.00
3) d10-Acenaphthene	6.082	164	192416	40.00 ppm		0.00
4) d10-Phenanthrene	7.156	188	344298	40.00 ppm		0.00
7) d12-Chrysene	9.218	240	304550	40.00 ppm		0.06
12) d12-Perylene	10.516	264	334817	40.00 ppm		0.08
Target Compounds						Qvalue
5) Pentachlorophenol	7.017	266	22075	17.779 ppm		98
6) DFTPP	7.321	198	77924	73.057 ppm	#	64
8) Benzidine	8.155	184	470213	63.709 ppm		99
9) 4,4'-DDE	7.327	246	1401	N.D.		
10) 4,4'-DDD	0.000		0	N.D. d		
11) 4,4'-DDT	8.812	235	202722	72.507 ppm		97

(#) = qualifier out of range (m) = manual integration (+) = signals summed

Quantitation Report (QT Reviewed)

1st DM 06/17/21
2nd BA 06/17/21

Data Path : I:\ACQUDATA\5973A\DATA\061621\
Data File : EE107.D
Acq On : 16 Jun 2021 2:16 pm
Operator : JMisiurewicz
Sample : TUNE
Misc : 50 ng DFTPP
ALS Vial : 2 Sample Multiplier: 1

Quant Time: Jun 16 14:33:19 2021
Quant Method : I:\ACQUDATA\5973A\METHODS\TUNED.M
Quant Title : TUNE CHECK
QLast Update : Thu Jun 10 14:21:39 2021
Response via : Initial Calibration

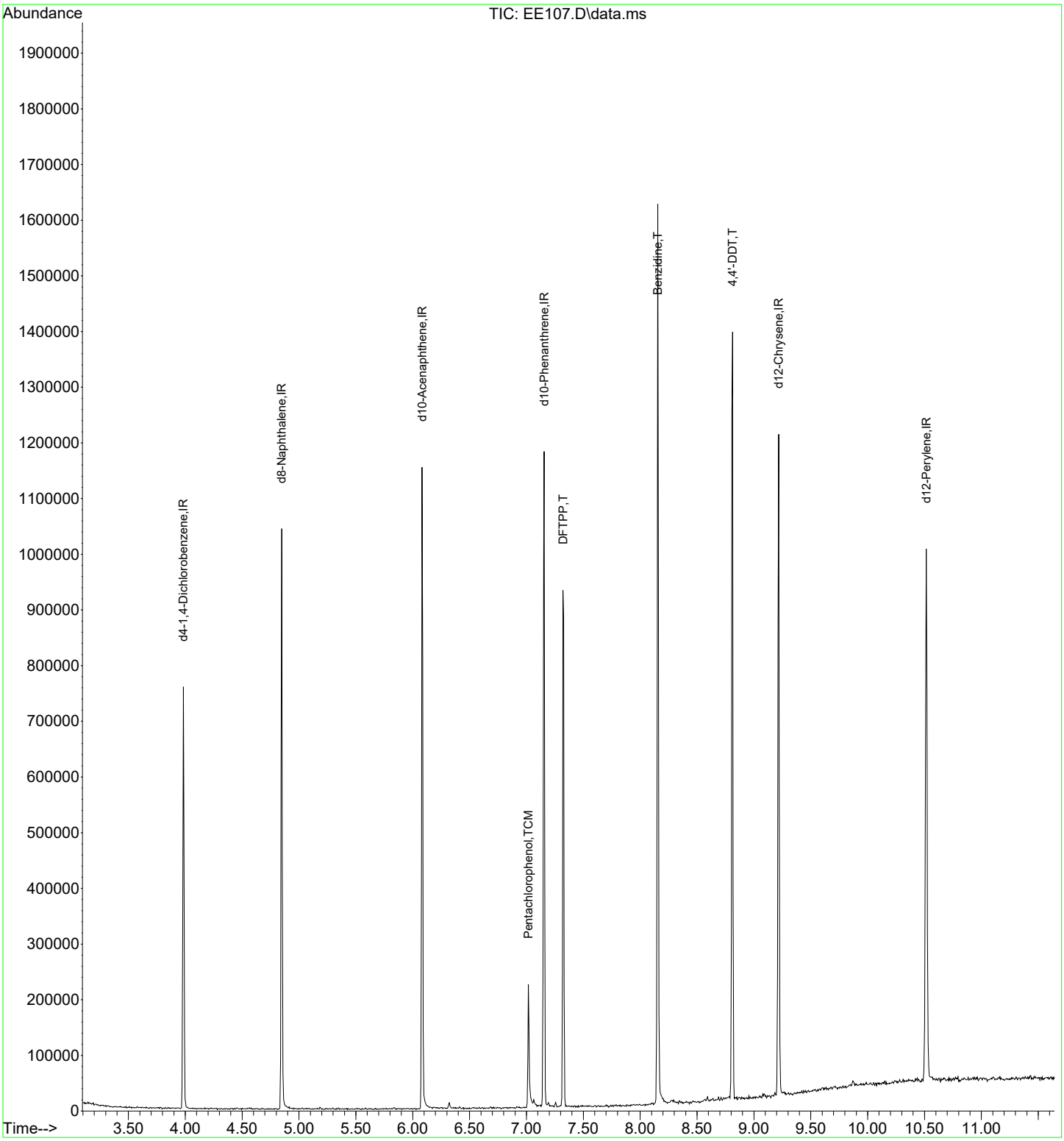

1st DM 06/17/21
2nd BA 06/17/21

Data Path : I:\ACQUDATA\5973A\DATA\061621\
Data File : EE107.D
Acq On : 16 Jun 2021 2:16 pm
Operator : JMisiurewicz
Sample : TUNE
Misc : 50 ng DFTPP
ALS Vial : 2 Sample Multiplier: 1

Integration File: RTEINT.P

Method : I:\ACQUDATA\5973A\METHODS\TUNCHECK.M
Title : TUNE CHECK
Last Update : Wed Oct 30 08:10:03 2019

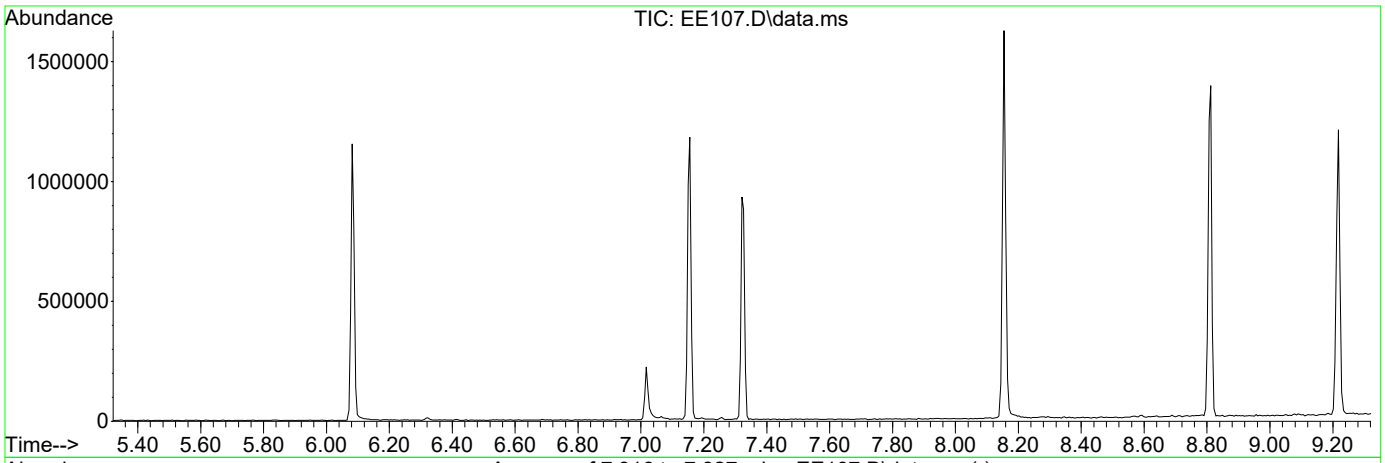

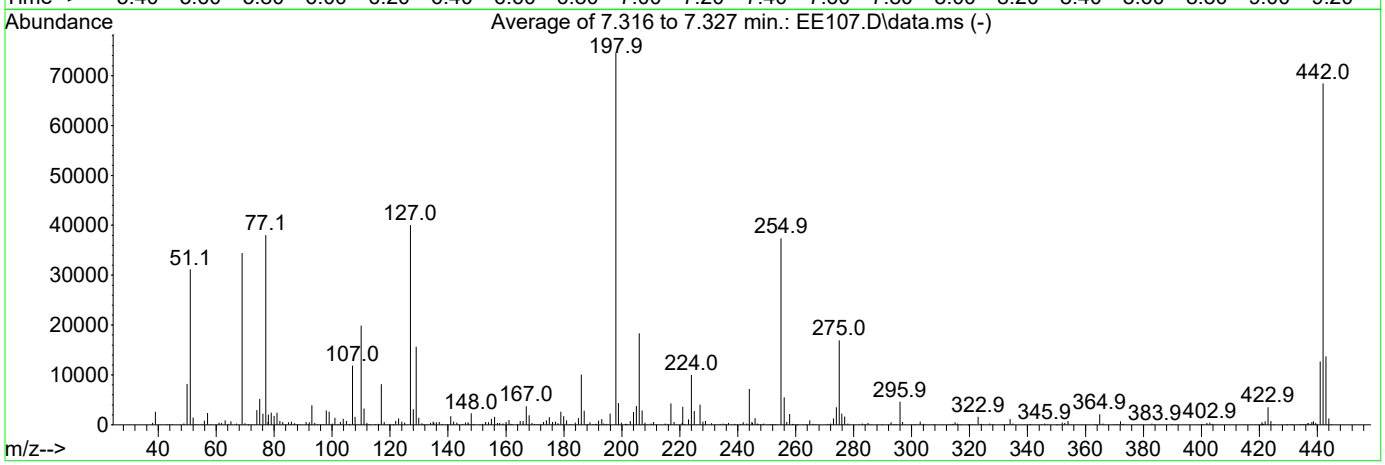

AutoFind: Scans 791, 792, 793; Background Corrected with Scan 787

Target Mass	Rel. to Mass	Lower Limit%	Upper Limit%	Rel. Abn%	Raw Abn	Result Pass/Fail
51	198	30	60	41.8	31157	PASS
68	69	0.00	2	0.0	0	PASS
69	198	0.00	100	46.1	34421	PASS
70	69	0.00	2	1.0	336	PASS
127	198	40	60	53.7	40043	PASS
197	198	0.00	1	0.0	0	PASS
198	198	100	100	100.0	74595	PASS
199	198	5	9	5.8	4345	PASS
275	198	10	30	22.7	16951	PASS
365	198	1	500	2.9	2142	PASS
441	443	0.01	100	92.7	12698	PASS
442	198	50	500	91.8	68441	PASS
443	442	17	23	20.0	13705	PASS

1st DM 06/17/21
2nd BA 06/17/21

Data Path : I:\ACQUDATA\5973A\DATA\061621\
Data File : EE107.D
Acq On : 16 Jun 2021 2:16 pm
Operator : JMisiurewicz
Sample : TUNE
Misc : 50 ng DFTPP
ALS Vial : 2 Sample Multiplier: 1

Integration File: RTEINT.P

Method : I:\ACQUDATA\5973A\METHODS\TUNED.M
Title : TUNE CHECK
Last Update : Thu Jun 10 14:21:39 2021

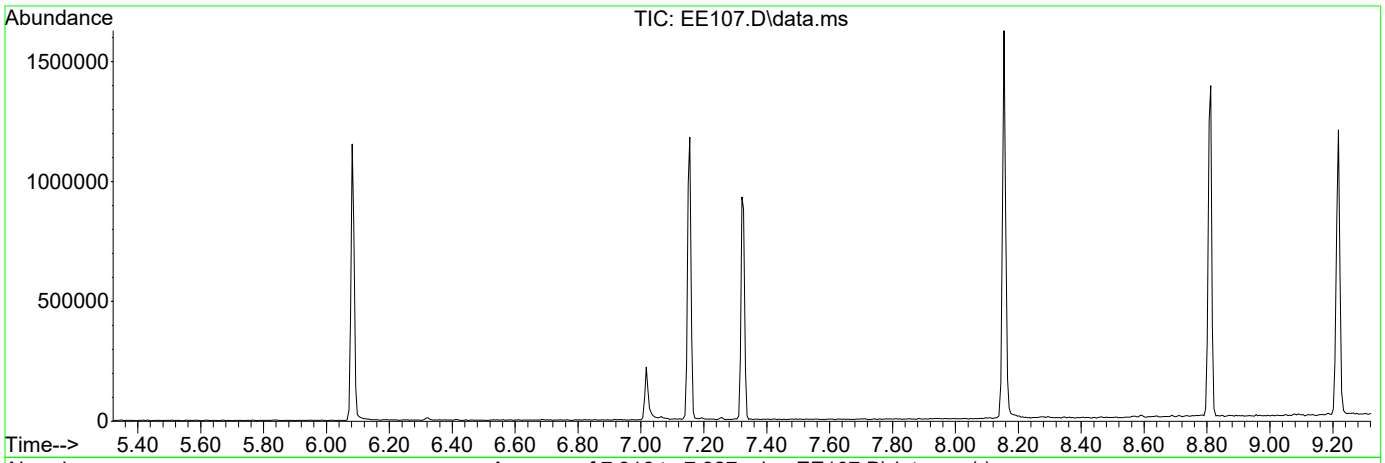

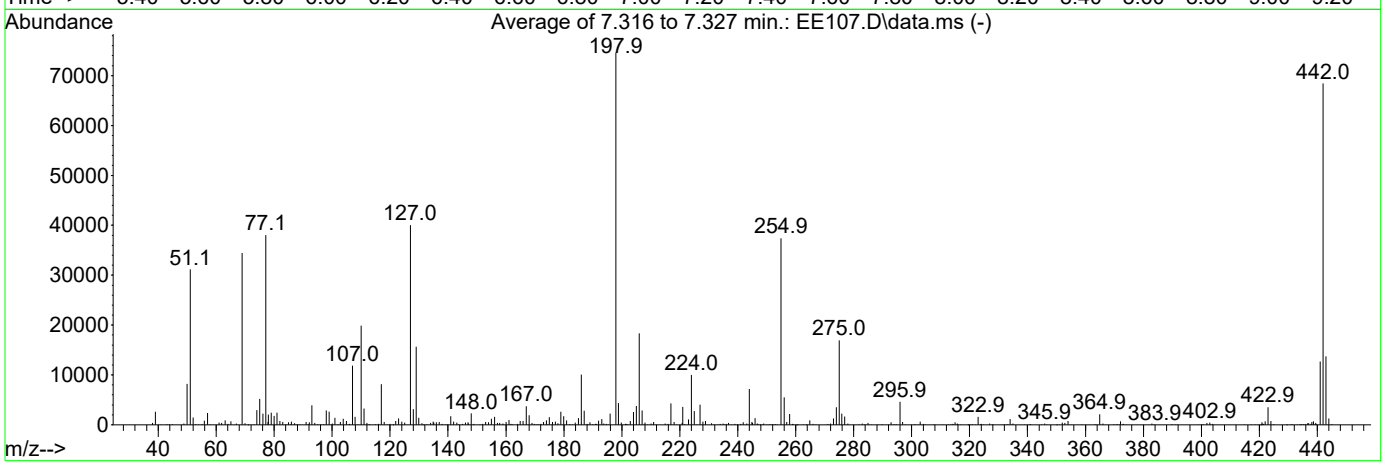

AutoFind: Scans 791, 792, 793; Background Corrected with Scan 787

Target Mass	Rel. to Mass	Lower Limit%	Upper Limit%	Rel. Abn%	Raw Abn	Result Pass/Fail
51	198	10	80	41.8	31157	PASS
68	69	0.00	2	0.0	0	PASS
69	198	0.00	100	46.1	34421	PASS
70	69	0.00	2	1.0	336	PASS
127	198	10	80	53.7	40043	PASS
197	198	0.00	2	0.0	0	PASS
198	198	100	100	100.0	74595	PASS
199	198	5	9	5.8	4345	PASS
275	198	10	60	22.7	16951	PASS
365	198	1	500	2.9	2142	PASS
441	442	0.01	24	18.6	12698	PASS
442	442	100	100	100.0	68441	PASS
443	442	15	24	20.0	13705	PASS

1st DM 06/21/21
2nd BA 06/21/21

Quantitation Report (Qedit)

Data Path : I:\ACQUDATA\5973A\DATA\061721\
Data File : EE132.D
Acq On : 17 Jun 2021 9:59 am
Operator : JMisiurewicz
Sample : TUNE
Misc : 50 ng DFTPP
ALS Vial : 2 Sample Multiplier: 1

Quant Time: Jun 17 10:11:42 2021
Quant Method : I:\ACQUDATA\5973A\METHODS\TUNED.M
Quant Title : TUNE CHECK
QLast Update : Thu Jun 10 14:21:39 2021
Response via : Initial Calibration

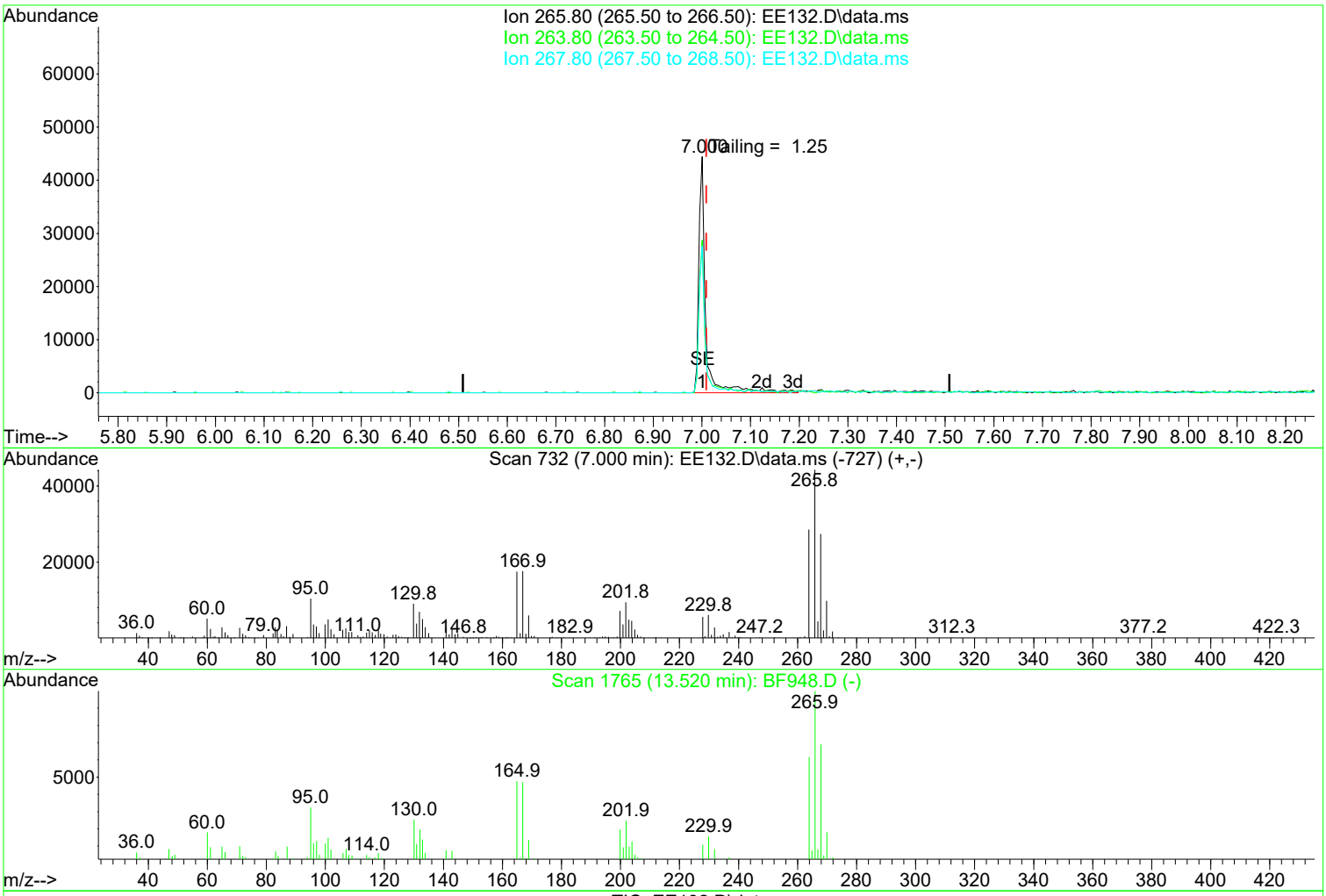

(5) Pentachlorophenol (TCM)

7.000min (-0.009) 28.95 ppm

response 41586

Ion	Exp%	Act%
265.80	100.00	100.00
263.80	63.50	64.54
267.80	64.20	61.85
0.00	0.00	0.00

Manual Integration:

After

Other - Tailing

06/21/21

Quantitation Report (Qedit)

1st DM 06/21/21
2nd BA 06/21/21

Data Path : I:\ACQUDATA\5973A\DATA\061721\
Data File : EE132.D
Acq On : 17 Jun 2021 9:59 am
Operator : JMisiurewicz
Sample : TUNE
Misc : 50 ng DFTPP
ALS Vial : 2 Sample Multiplier: 1

Quant Time: Jun 17 10:11:42 2021
Quant Method : I:\ACQUDATA\5973A\METHODS\TUNED.M
Quant Title : TUNE CHECK
QLast Update : Thu Jun 10 14:21:39 2021
Response via : Initial Calibration

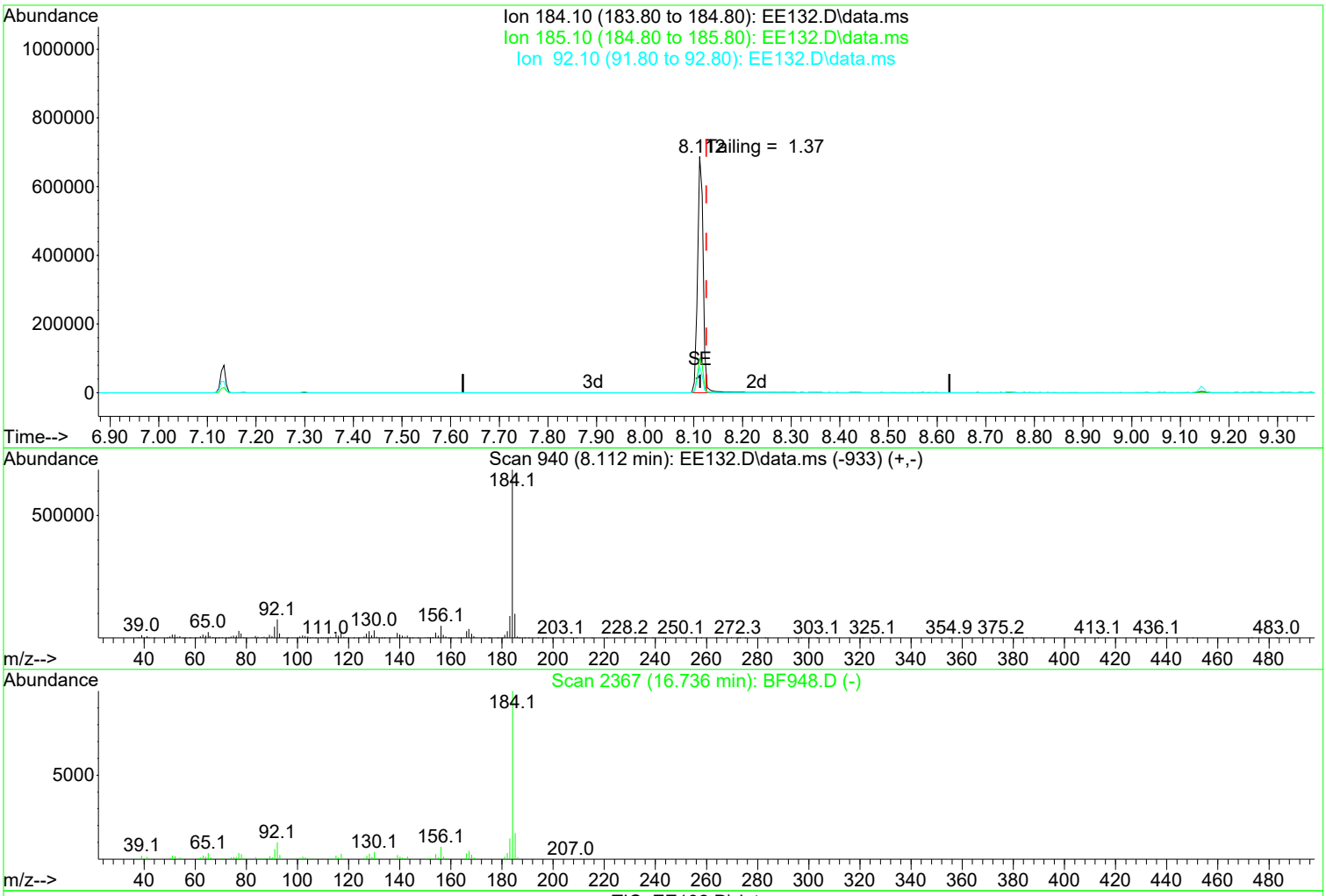

(8) Benzidine (T)

8.112min (-0.014) 62.55 ppm

response 550489

Ion	Exp%	Act%
184.10	100.00	100.00
185.10	14.80	14.42
92.10	10.10	10.97
0.00	0.00	0.00

Manual Integration:

After

Other - Tailing

06/21/21

1st DM 06/21/21
2nd BA 06/21/21

Quantitation Report (QT Reviewed)

Data Path : I:\ACQUDATA\5973A\DATA\061721\
Data File : EE132.D
Acq On : 17 Jun 2021 9:59 am
Operator : JMisiurewicz
Sample : TUNE
Misc : 50 ng DFTPP
ALS Vial : 2 Sample Multiplier: 1

Quant Time: Jun 17 10:11:42 2021
Quant Method : I:\ACQUDATA\5973A\METHODS\TUNED.M
Quant Title : TUNE CHECK
QLast Update : Thu Jun 10 14:21:39 2021
Response via : Initial Calibration

Compound	R.T.	QIon	Response	Conc Units		Dev(Min)
Internal Standards						
1) d4-1,4-Dichlorobenzene	3.966	152	120661	40.00 ppm		-0.02
2) d8-Naphthalene	4.832	136	475181	40.00 ppm		-0.01
3) d10-Acenaphthene	6.066	164	246604	40.00 ppm		-0.02
4) d10-Phenanthrene	7.134	188	398353	40.00 ppm		-0.01
7) d12-Chrysene	9.148	240	363167	40.00 ppm		-0.01
12) d12-Perylene	10.419	264	379548	40.00 ppm		-0.02
Target Compounds						Qvalue
5) Pentachlorophenol	7.000	266	41586	28.948 ppm		98
6) DFTPP	7.300	198	99178	80.367 ppm	#	71
8) Benzidine	8.112	184	550489	62.547 ppm		99
9) 4,4'-DDE	7.300	246	1729	N.D.		
10) 4,4'-DDD	8.534	235	2443	N.D.		
11) 4,4'-DDT	8.747	235	239177	71.739 ppm		92

(#) = qualifier out of range (m) = manual integration (+) = signals summed

Quantitation Report (QT Reviewed)

1st DM 06/21/21
2nd BA 06/21/21

Data Path : I:\ACQUDATA\5973A\DATA\061721\
Data File : EE132.D
Acq On : 17 Jun 2021 9:59 am
Operator : JMisiurewicz
Sample : TUNE
Misc : 50 ng DFTPP
ALS Vial : 2 Sample Multiplier: 1

Quant Time: Jun 17 10:11:42 2021
Quant Method : I:\ACQUDATA\5973A\METHODS\TUNED.M
Quant Title : TUNE CHECK
QLast Update : Thu Jun 10 14:21:39 2021
Response via : Initial Calibration

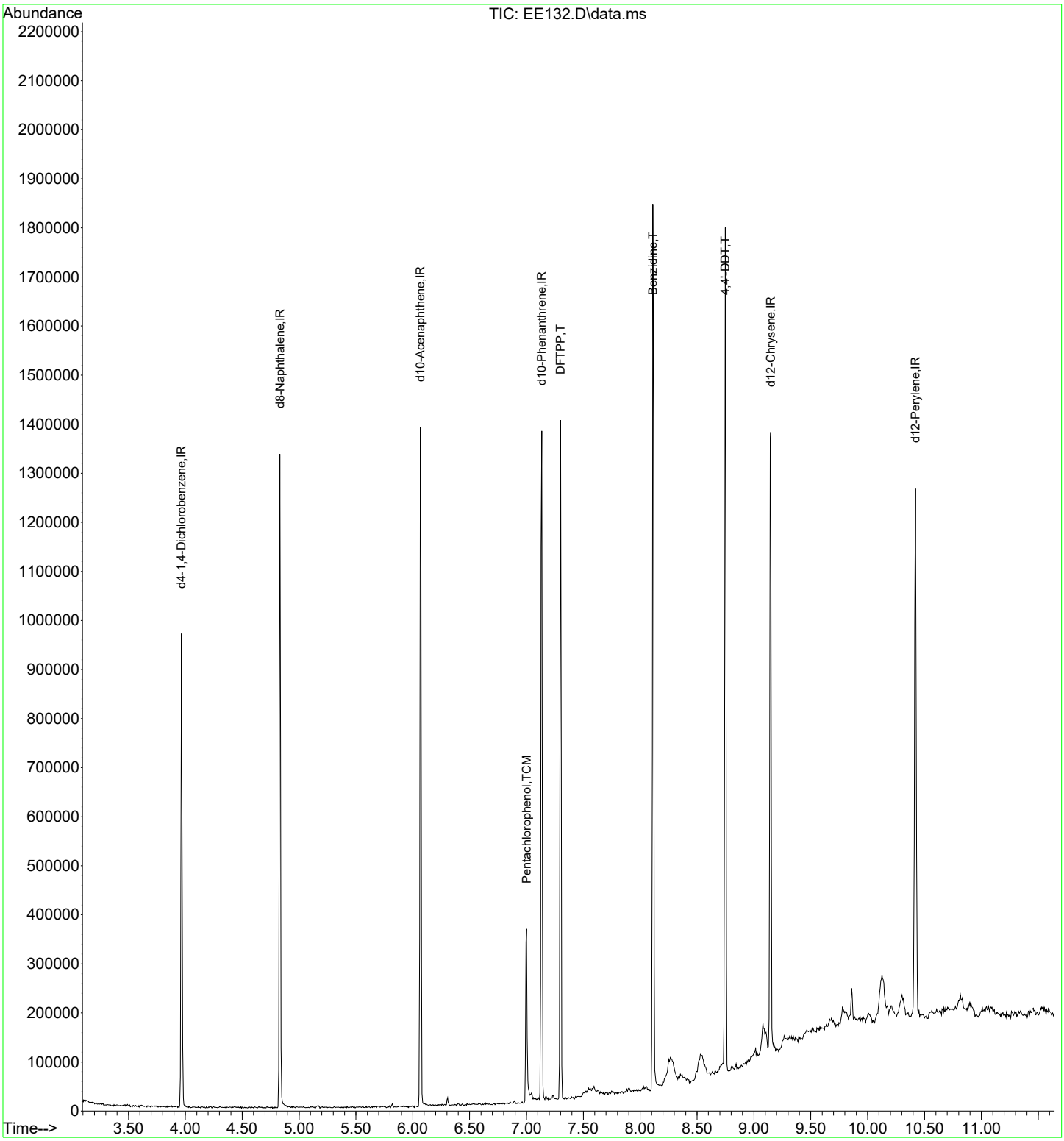

1st DM 06/21/21
2nd BA 06/21/21

Data Path : I:\ACQUDATA\5973A\DATA\061721\
Data File : EE132.D
Acq On : 17 Jun 2021 9:59 am
Operator : JMisiurewicz
Sample : TUNE
Misc : 50 ng DFTPP
ALS Vial : 2 Sample Multiplier: 1

Integration File: RTEINT.P

Method : I:\ACQUDATA\5973A\METHODS\TUNCHECK.M
Title : TUNE CHECK
Last Update : Wed Oct 30 08:10:03 2019

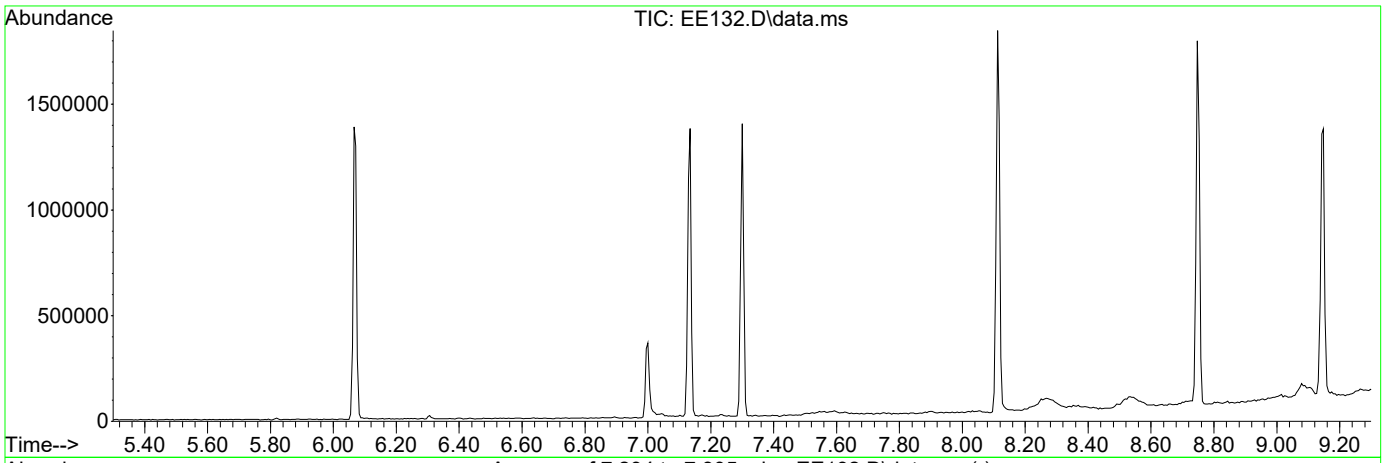

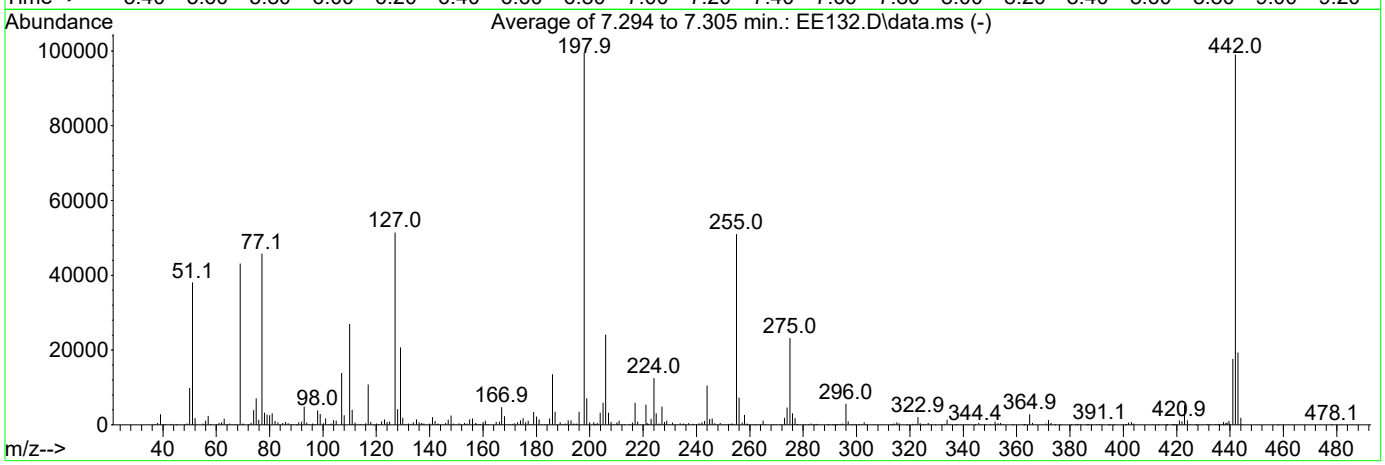

AutoFind: Scans 787, 788, 789; Background Corrected with Scan 782

Target Mass	Rel. to Mass	Lower Limit%	Upper Limit%	Rel. Abn%	Raw Abn	Result Pass/Fail
51	198	30	60	38.2	38048	PASS
68	69	0.00	2	0.0	0	PASS
69	198	0.00	100	43.3	43134	PASS
70	69	0.00	2	0.8	333	PASS
127	198	40	60	51.7	51461	PASS
197	198	0.00	1	0.0	0	PASS
198	198	100	100	100.0	99523	PASS
199	198	5	9	7.2	7117	PASS
275	198	10	30	23.3	23229	PASS
365	198	1	500	2.9	2864	PASS
441	443	0.01	100	91.0	17605	PASS
442	198	50	500	99.5	99037	PASS
443	442	17	23	19.5	19351	PASS

1st DM 06/21/21
2nd BA 06/21/21

Data Path : I:\ACQUDATA\5973A\DATA\061721\
Data File : EE132.D
Acq On : 17 Jun 2021 9:59 am
Operator : JMisiurewicz
Sample : TUNE
Misc : 50 ng DFTPP
ALS Vial : 2 Sample Multiplier: 1

Integration File: RTEINT.P

Method : I:\ACQUDATA\5973A\METHODS\TUNED.M
Title : TUNE CHECK
Last Update : Thu Jun 10 14:21:39 2021

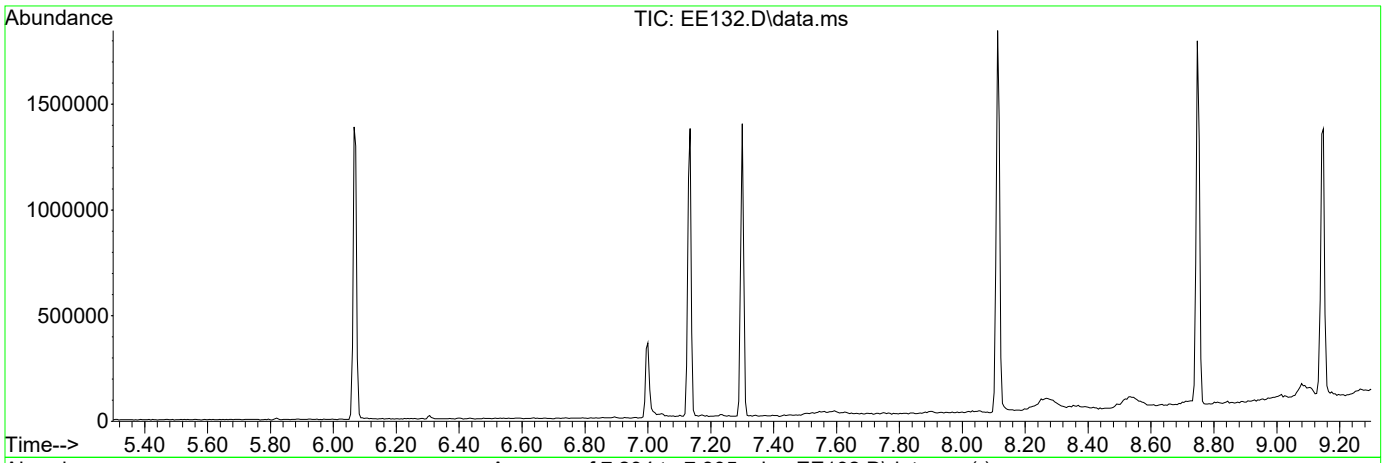

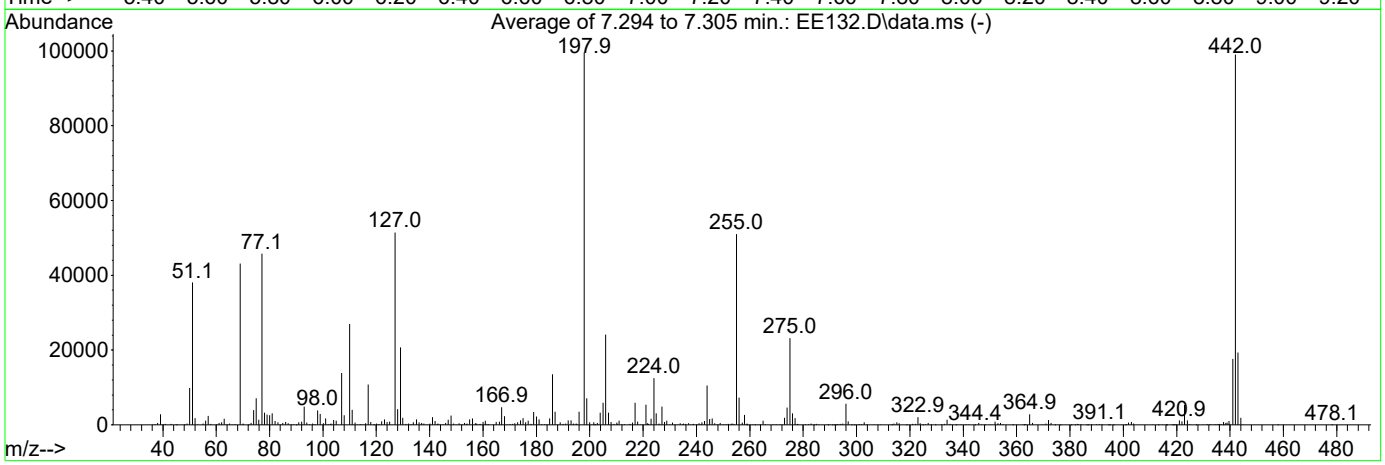

AutoFind: Scans 787, 788, 789; Background Corrected with Scan 782

Target Mass	Rel. to Mass	Lower Limit%	Upper Limit%	Rel. Abn%	Raw Abn	Result Pass/Fail
51	198	10	80	38.2	38048	PASS
68	69	0.00	2	0.0	0	PASS
69	198	0.00	100	43.3	43134	PASS
70	69	0.00	2	0.8	333	PASS
127	198	10	80	51.7	51461	PASS
197	198	0.00	2	0.0	0	PASS
198	198	100	100	100.0	99523	PASS
199	198	5	9	7.2	7117	PASS
275	198	10	60	23.3	23229	PASS
365	198	1	500	2.9	2864	PASS
441	442	0.01	24	17.8	17605	PASS
442	442	100	100	100.0	99037	PASS
443	442	15	24	19.5	19351	PASS

1st DM 04/19/21
2nd BA 04/20/21

Quantitation Report (QT Reviewed)

Data Path : I:\ACQUDATA\5973A\DATA\041621\
Data File : EC960.D
Acq On : 16 Apr 2021 5:23 pm
Operator : JMisiurewicz
Sample : ICV #2
Misc : Initial Calibration 8270D/625
ALS Vial : 16 Sample Multiplier: 1

Quant Time: Apr 19 09:17:43 2021
Quant Method : I:\ACQUDATA\5973A\METHODS\8270041621A.M
Quant Title : 8270 BNA ANALYSIS
QLast Update : Mon Apr 19 07:43:13 2021
Response via : Initial Calibration

Compound	R.T.	QIon	Response	Conc	Units	Dev(Min)
Internal Standards						
1) d4-1,4-Dichlorobenzene	4.706	152	271842	40.00	ppm	0.00
34) d8-Naphthalene	5.865	136	1001940	40.00	ppm	0.00
58) d10-Acenaphthene	7.569	164	489544	40.00	ppm	0.00
92) d10-Phenanthrene	9.038	188	867133	40.00	ppm	0.00
118) d12-Chrysene	12.265	240	815490	40.00	ppm	0.00
136) d12-Perylene	15.150	264	828457	40.00	ppm	0.00
System Monitoring Compounds						
8) SURR1,2-FLUOROPHENOL	0.000	112	0d	0.00	ppm	
Spiked Amount 20.000	Range 10 - 70		Recovery	=	0.00%#	
13) SURR2,PHENOL-D6	0.000	99	0d	0.00	ppm	
Spiked Amount 20.000	Range 10 - 107		Recovery	=	0.00%#	
35) SURR4,NITROBENZENE-D5	0.000	82	0d	0.00	ppm	
Spiked Amount 10.000	Range 31 - 110		Recovery	=	0.00%#	
64) SURR5,2-FLUOROBIPHENYL	0.000	172	0d	0.00	ppm	
Spiked Amount 10.000	Range 31 - 118		Recovery	=	0.00%#	
89) SURR3,2,4,6-TRIBROMOPH...	0.000	330	0d	0.00	ppm	
Spiked Amount 20.000	Range 35 - 141		Recovery	=	0.00%#	
125) SURR6,TERPHENYL-D14	0.000	244	0d	0.00	ppm	
Spiked Amount 10.000	Range 10 - 165		Recovery	=	0.00%#	
Target Compounds						Qvalue
79) 4-Nitrophenol	7.698	65	119642	33.518	ppm	95

(#) = qualifier out of range (m) = manual integration (+) = signals summed

Quantitation Report (QT Reviewed)

Data Path : I:\ACQUDATA\5973A\DATA\041621\
Data File : EC960.D
Acq On : 16 Apr 2021 5:23 pm
Operator : JMisiurewicz
Sample : ICV #2
Misc : Initial Calibration 8270D/625
ALS Vial : 16 Sample Multiplier: 1

Quant Time: Apr 19 09:17:43 2021
Quant Method : I:\ACQUDATA\5973A\METHODS\8270041621A.M
Quant Title : 8270 BNA ANALYSIS
QLast Update : Mon Apr 19 07:43:13 2021
Response via : Initial Calibration

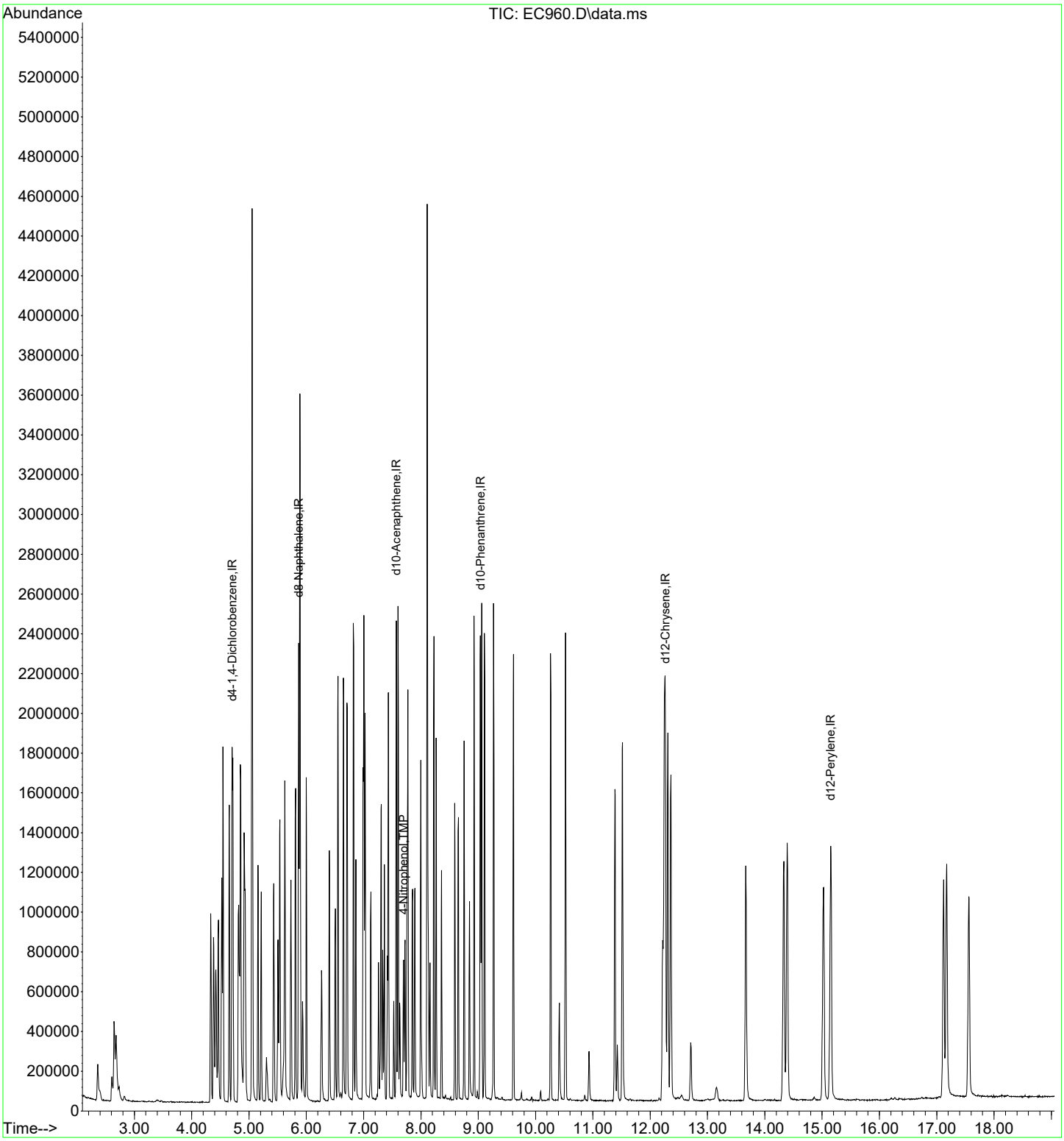

1st DM 04/19/21
2nd BA 04/20/21

Quantitation Report (Qedit)

Data Path : I:\ACQUDATA\5973A\DATA\041621\
Data File : EC946.D
Acq On : 16 Apr 2021 10:21 am
Operator : JMisiurewicz
Sample : TUNE
Misc : 50 ng DFTPP
ALS Vial : 2 Sample Multiplier: 1

Quant Time: Apr 16 10:33:41 2021
Quant Method : I:\ACQUDATA\5973A\METHODS\TUNED.M
Quant Title : TUNE CHECK
QLast Update : Wed Mar 24 06:44:01 2021
Response via : Initial Calibration

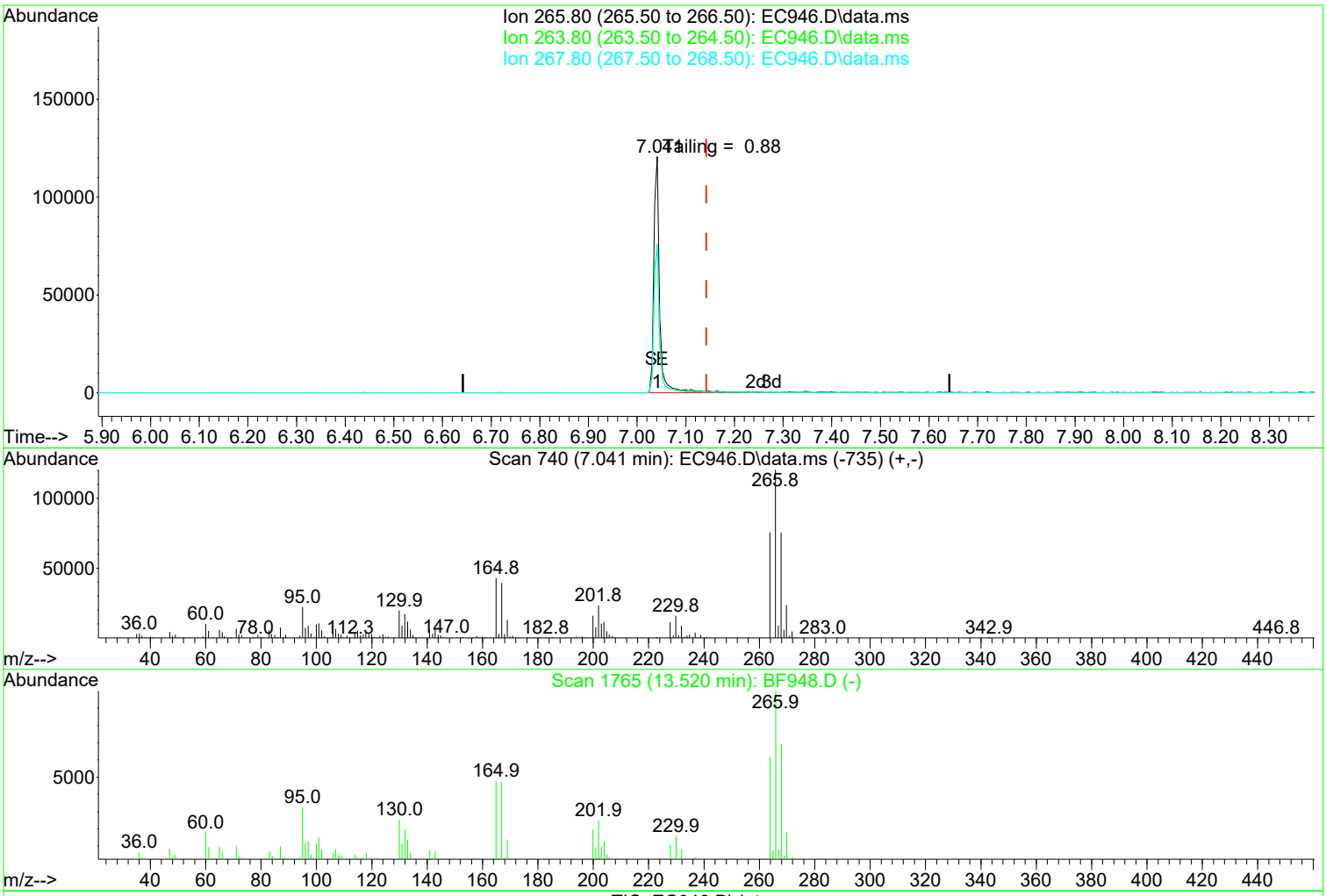

TIC: EC946.D\data.ms

(5) Pentachlorophenol (TCM)

7.041min (-0.101) 44.26 ppm

response 102625

Ion	Exp%	Act%
265.80	100.00	100.00
263.80	63.50	62.86
267.80	64.20	62.53
0.00	0.00	0.00

Manual Integration:

After

Other - Tailing

04/19/21

Quantitation Report (Qedit)

1st DM 04/19/21
2nd BA 04/20/21

Data Path : I:\ACQUDATA\5973A\DATA\041621\
Data File : EC946.D
Acq On : 16 Apr 2021 10:21 am
Operator : JMisiurewicz
Sample : TUNE
Misc : 50 ng DFTPP
ALS Vial : 2 Sample Multiplier: 1

Quant Time: Apr 16 10:33:41 2021
Quant Method : I:\ACQUDATA\5973A\METHODS\TUNED.M
Quant Title : TUNE CHECK
QLast Update : Wed Mar 24 06:44:01 2021
Response via : Initial Calibration

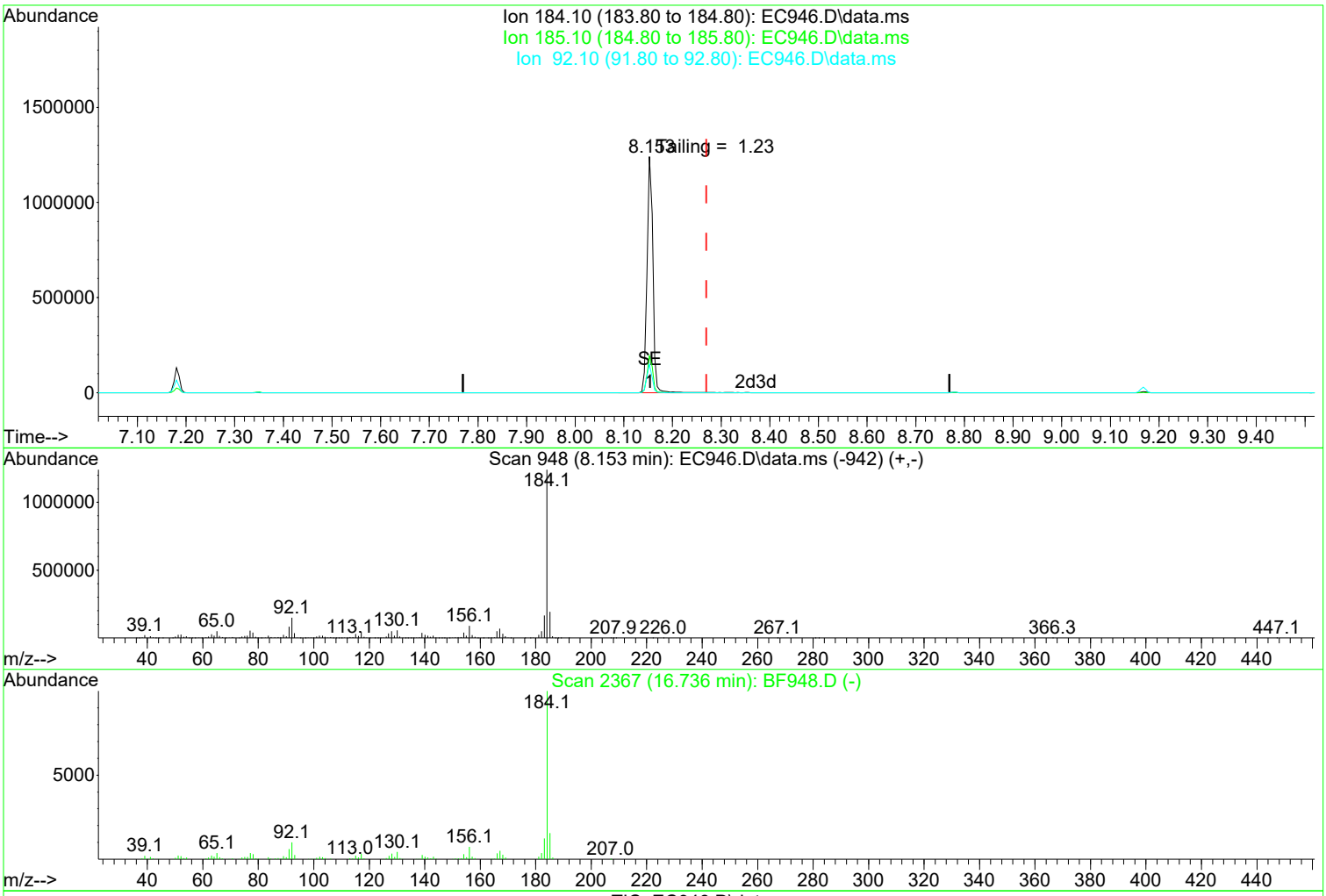

(8) Benzidine (T)

8.153min (-0.117) 73.08 ppm

response 1023922

Ion	Exp%	Act%
184.10	100.00	100.00
185.10	14.80	15.61
92.10	10.10	12.01
0.00	0.00	0.00

Manual Integration:

After

Other - Tailing

04/19/21

1st DM 04/19/21
2nd BA 04/20/21

Quantitation Report (QT Reviewed)

Data Path : I:\ACQUDATA\5973A\DATA\041621\
Data File : EC946.D
Acq On : 16 Apr 2021 10:21 am
Operator : JMisiurewicz
Sample : TUNE
Misc : 50 ng DFTPP
ALS Vial : 2 Sample Multiplier: 1

Quant Time: Apr 16 10:33:41 2021
Quant Method : I:\ACQUDATA\5973A\METHODS\TUNED.M
Quant Title : TUNE CHECK
QLast Update : Wed Mar 24 06:44:01 2021
Response via : Initial Calibration

Compound	R.T.	QIon	Response	Conc Units	Dev(Min)
Internal Standards					
1) d4-1,4-Dichlorobenzene	4.023	152	178043	40.00 ppm	-0.10
2) d8-Naphthalene	4.883	136	665438	40.00 ppm	-0.10
3) d10-Acenaphthene	6.117	164	364172	40.00 ppm	-0.10
4) d10-Phenanthrene	7.180	188	643012	40.00 ppm	-0.11
7) d12-Chrysene	9.168	240	578172	40.00 ppm	-0.13
12) d12-Perylene	10.455	264	572971	40.00 ppm	-0.19
Target Compounds					Qvalue
5) Pentachlorophenol	7.041	266	102625	44.257 ppm	99
6) DFTPP	7.351	198	165376	83.020 ppm	88
8) Benzidine	8.153	184	1023922	73.076 ppm	97
9) 4,4'-DDE	7.351	246	2885	N.D.	
10) 4,4'-DDD	8.575	235	1554	N.D.	
11) 4,4'-DDT	8.783	235	386071	72.736 ppm	98

(#) = qualifier out of range (m) = manual integration (+) = signals summed

Quantitation Report (QT Reviewed)

Data Path : I:\ACQUDATA\5973A\DATA\041621\
Data File : EC946.D
Acq On : 16 Apr 2021 10:21 am
Operator : JMisiurewicz
Sample : TUNE
Misc : 50 ng DFTPP
ALS Vial : 2 Sample Multiplier: 1

Quant Time: Apr 16 10:33:41 2021
Quant Method : I:\ACQUDATA\5973A\METHODS\TUNED.M
Quant Title : TUNE CHECK
QLast Update : Wed Mar 24 06:44:01 2021
Response via : Initial Calibration

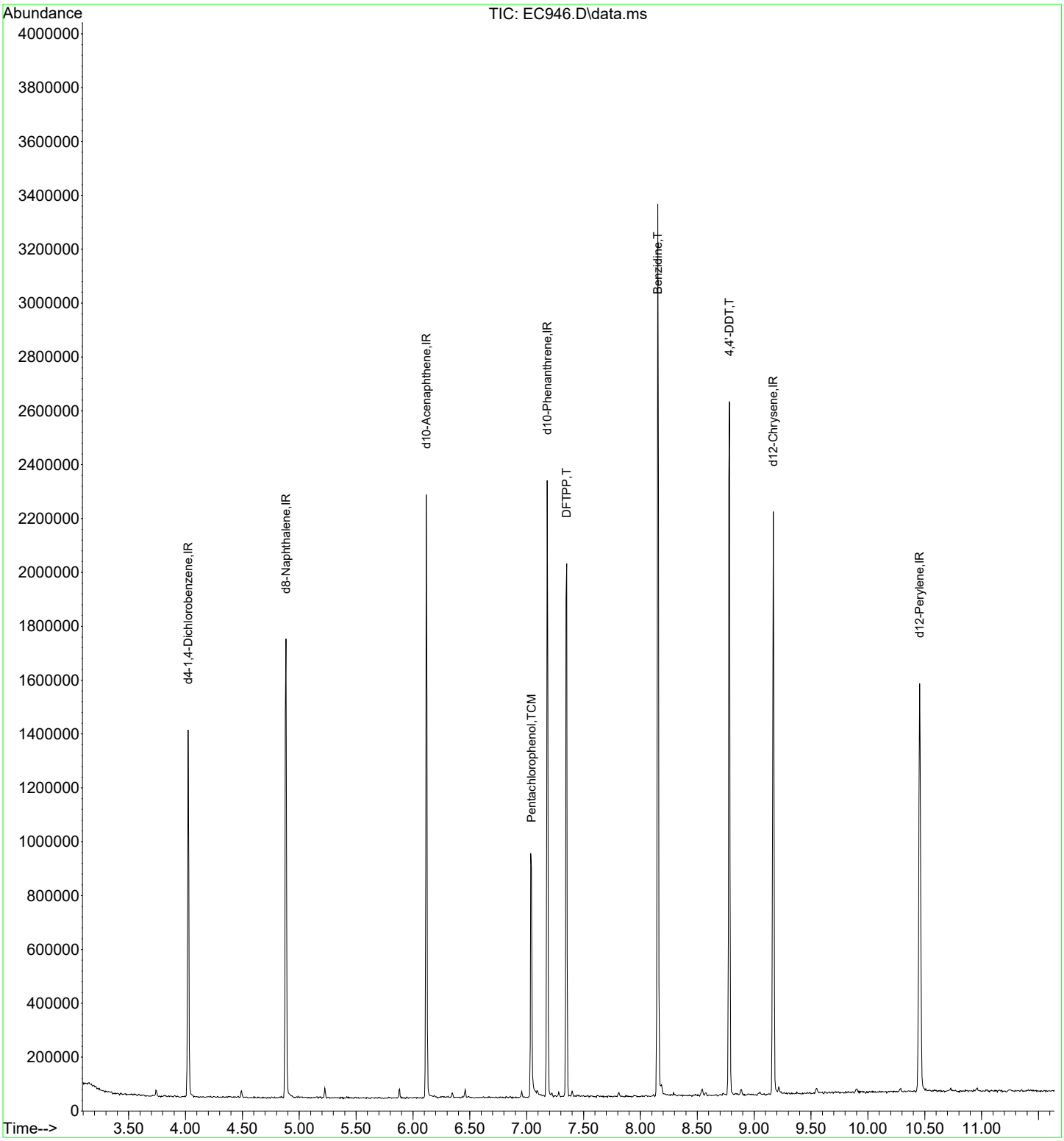

1st DM 04/19/21
2nd BA 04/20/21

Data Path : I:\ACQUDATA\5973A\DATA\041621\
Data File : EC946.D
Acq On : 16 Apr 2021 10:21 am
Operator : JMisiurewicz
Sample : TUNE
Misc : 50 ng DFTPP
ALS Vial : 2 Sample Multiplier: 1

Integration File: RTEINT.P

Method : I:\ACQUDATA\5973A\METHODS\TUNCHECK.M
Title : TUNE CHECK
Last Update : Wed Oct 30 08:10:03 2019

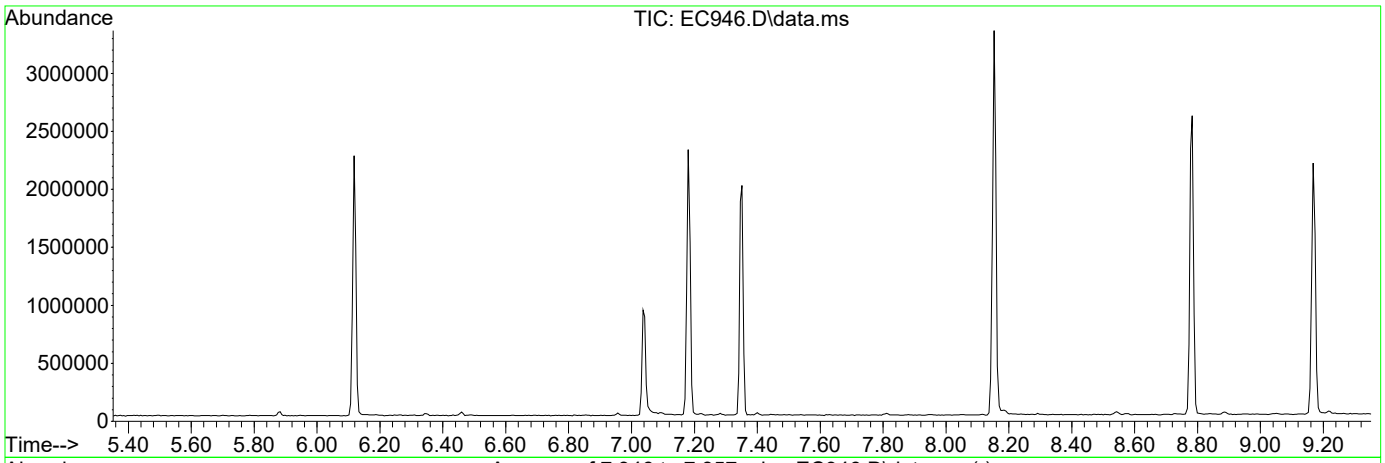

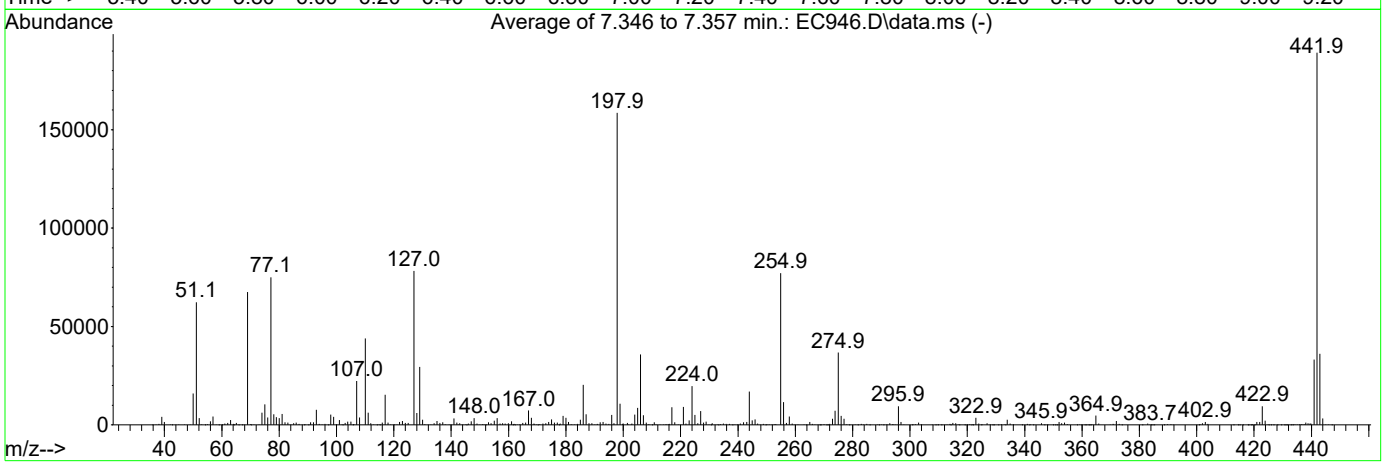

AutoFind: Scans 797, 798, 799; Background Corrected with Scan 792

Target Mass	Rel. to Mass	Lower Limit%	Upper Limit%	Rel. Abn%	Raw Abn	Result Pass/Fail
51	198	30	60	39.3	62297	PASS
68	69	0.00	2	0.1	94	PASS
69	198	0.00	100	42.5	67464	PASS
70	69	0.00	2	0.5	358	PASS
127	198	40	60	49.3	78245	PASS
197	198	0.00	1	0.6	889	PASS
198	198	100	100	100.0	158613	PASS
199	198	5	9	6.7	10693	PASS
275	198	10	30	23.2	36727	PASS
365	198	1	500	3.0	4705	PASS
441	443	0.01	100	92.0	33256	PASS
442	198	50	500	119.2	189083	PASS
443	442	17	23	19.1	36157	PASS

1st DM 04/19/21
2nd BA 04/20/21

Data Path : I:\ACQUDATA\5973A\DATA\041621\
Data File : EC946.D
Acq On : 16 Apr 2021 10:21 am
Operator : JMisiurewicz
Sample : TUNE
Misc : 50 ng DFTPP
ALS Vial : 2 Sample Multiplier: 1

Integration File: RTEINT.P

Method : I:\ACQUDATA\5973A\METHODS\TUNED.M
Title : TUNE CHECK
Last Update : Wed Mar 24 06:44:01 2021

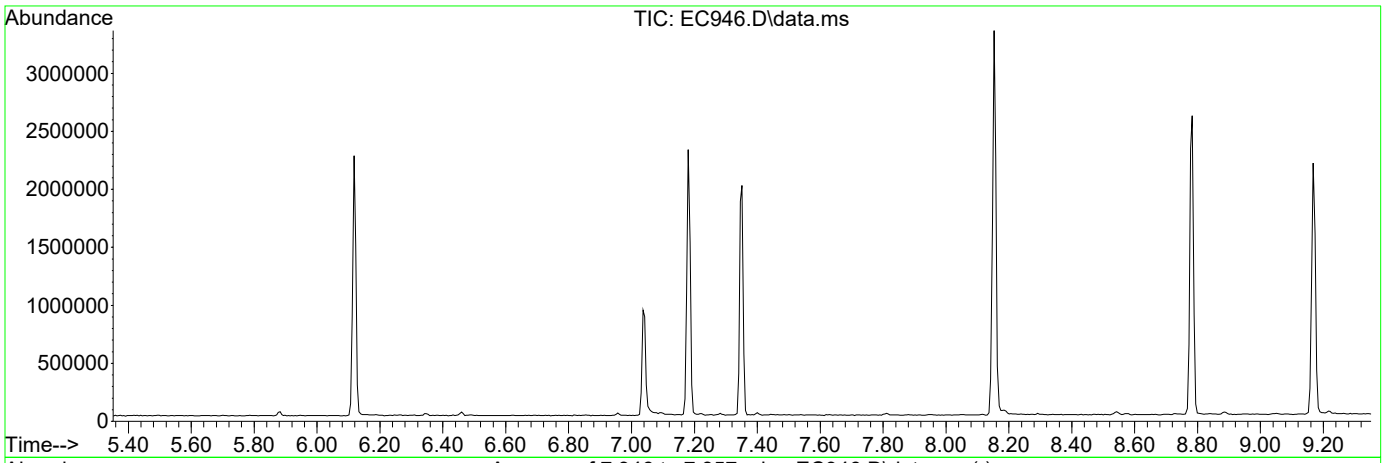

AutoFind: Scans 797, 798, 799; Background Corrected with Scan 792

Target Mass	Rel. to Mass	Lower Limit%	Upper Limit%	Rel. Abn%	Raw Abn	Result Pass/Fail
51	198	10	80	39.3	62297	PASS
68	69	0.00	2	0.1	94	PASS
69	198	0.00	100	42.5	67464	PASS
70	69	0.00	2	0.5	358	PASS
127	198	10	80	49.3	78245	PASS
197	198	0.00	2	0.6	889	PASS
198	198	100	100	100.0	158613	PASS
199	198	5	9	6.7	10693	PASS
275	198	10	60	23.2	36727	PASS
365	198	1	500	3.0	4705	PASS
441	442	0.01	24	17.6	33256	PASS
442	442	100	100	100.0	189083	PASS
443	442	15	24	19.1	36157	PASS

1st DM 04/19/21
2nd BA 04/20/21

Quantitation Report (QT Reviewed)

Data Path : I:\ACQUDATA\5973A\DATA\041621\
Data File : EC948.D
Acq On : 16 Apr 2021 11:21 am
Operator : JMisiurewicz
Sample : BLK
Misc : Initial Calibration 8270D/625
ALS Vial : 4 Sample Multiplier: 1

Quant Time: Apr 19 09:30:08 2021
Quant Method : I:\ACQUDATA\5973A\METHODS\8270041621A.M
Quant Title : 8270 BNA ANALYSIS
QLast Update : Mon Apr 19 07:43:13 2021
Response via : Initial Calibration

Compound	R.T.	QIon	Response	Conc	Units	Dev(Min)
Internal Standards						
1) d4-1,4-Dichlorobenzene	4.701	152	249332	40.00	ppm	0.00
34) d8-Naphthalene	5.865	136	926421	40.00	ppm	0.00
58) d10-Acenaphthene	7.569	164	519982	40.00	ppm	0.00
92) d10-Phenanthrene	9.039	188	890098	40.00	ppm	0.00
118) d12-Chrysene	12.260	240	705313	40.00	ppm	0.00
136) d12-Perylene	15.155	264	882029	40.00	ppm	0.00
System Monitoring Compounds						
8) SURR1,2-FLUOROPHENOL	3.515	112	44	0.01	ppm	-0.10
Spiked Amount 20.000	Range 10 - 70		Recovery = 0.05%#			
13) SURR2,PHENOL-D6	0.000	99	0	0.00	ppm	
Spiked Amount 20.000	Range 10 - 107		Recovery = 0.00%#			
35) SURR4,NITROBENZENE-D5	5.198	82	51	0.01	ppm	0.00
Spiked Amount 10.000	Range 31 - 110		Recovery = 0.10%#			
64) SURR5,2-FLUOROBIPHENYL	6.955	172	37	0.00	ppm	0.05
Spiked Amount 10.000	Range 31 - 118		Recovery = 0.00%#			
89) SURR3,2,4,6-TRIBROMOPH...	0.000	330	0	0.00	ppm	
Spiked Amount 20.000	Range 35 - 141		Recovery = 0.00%#			
125) SURR6,TERPHENYL-D14	10.684	244	70	0.00	ppm	-0.03
Spiked Amount 10.000	Range 10 - 165		Recovery = 0.00%#			

Target Compounds Qvalue

(#) = qualifier out of range (m) = manual integration (+) = signals summed

Quantitation Report (QT Reviewed)

1st DM 04/19/21
2nd BA 04/20/21

Data Path : I:\ACQUDATA\5973A\DATA\041621\
Data File : EC948.D
Acq On : 16 Apr 2021 11:21 am
Operator : JMisiurewicz
Sample : BLK
Misc : Initial Calibration 8270D/625
ALS Vial : 4 Sample Multiplier: 1

Quant Time: Apr 19 09:30:08 2021
Quant Method : I:\ACQUDATA\5973A\METHODS\8270041621A.M
Quant Title : 8270 BNA ANALYSIS
QLast Update : Mon Apr 19 07:43:13 2021
Response via : Initial Calibration

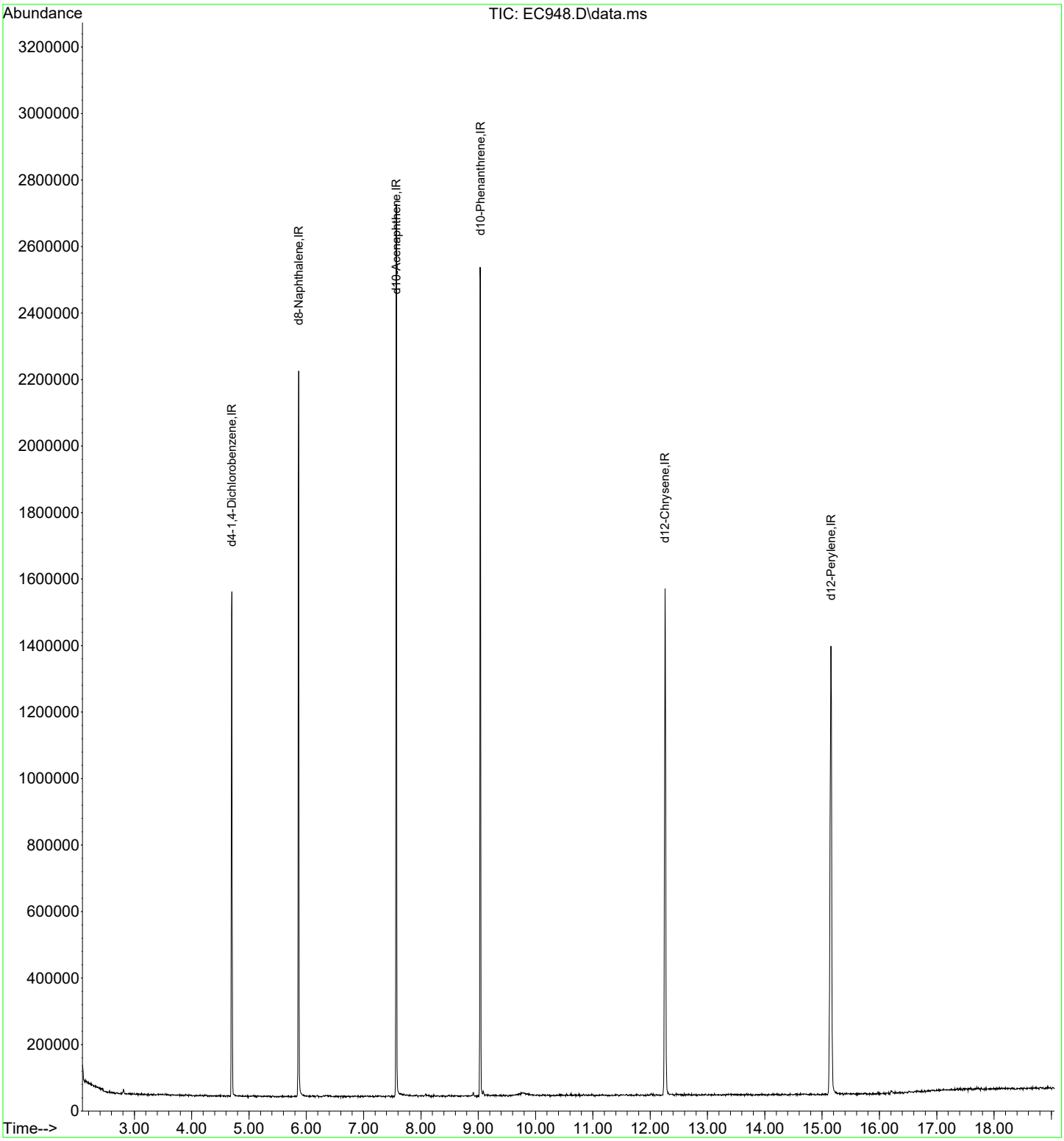

Quantitation Report (Qedit)

1st DM 04/19/21
2nd BA 04/20/21

Data Path : I:\ACQUDATA\5973A\DATA\041621\
Data File : EC949.D
Acq On : 16 Apr 2021 11:50 am
Operator : JMisiurewicz
Sample : 1 ppm STD
Misc : Initial Calibration 8270D/625
ALS Vial : 5 Sample Multiplier: 1

Quant Time: Apr 16 15:10:17 2021
Quant Method : I:\ACQUDATA\5973A\METHODS\8270041621A.M
Quant Title : 8270 BNA ANALYSIS
QLast Update : Fri Apr 16 15:09:57 2021
Response via : Initial Calibration

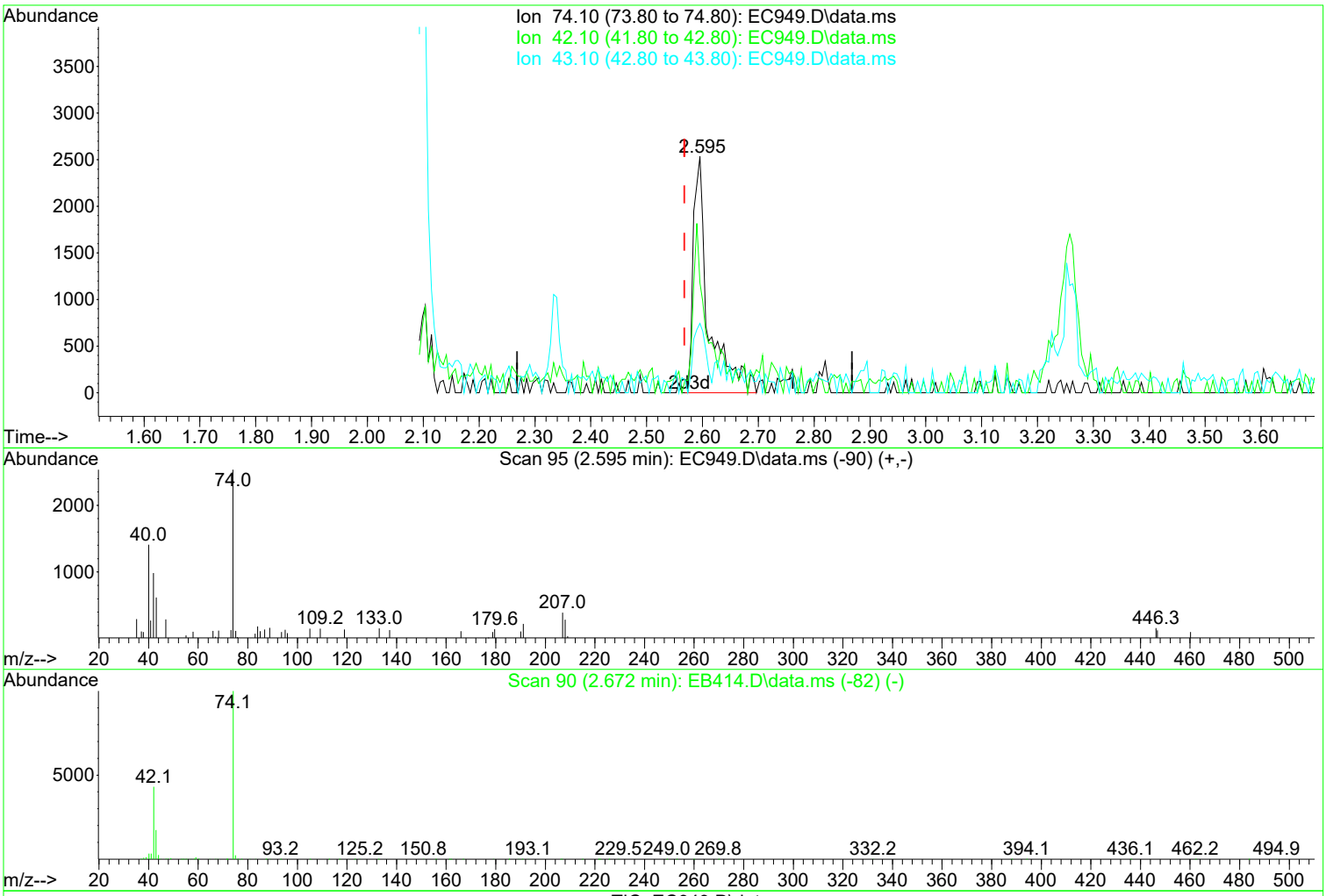

(4) N-Nitrosodimethylamine (TM)

2.595min (+ 0.027) 0.99 ppm m

response 4823

Ion	Exp%	Act%
74.10	100.00	100.00
42.10	81.90	46.55#
43.10	35.40	29.41
0.00	0.00	0.00

Manual Integration:

After

Peak not found.

04/16/21

Quantitation Report (Qedit)

Data Path : I:\ACQUDATA\5973A\DATA\041621\
Data File : EC949.D
Acq On : 16 Apr 2021 11:50 am
Operator : JMisiurewicz
Sample : 1 ppm STD
Misc : Initial Calibration 8270D/625
ALS Vial : 5 Sample Multiplier: 1

Quant Time: Apr 16 15:10:17 2021
Quant Method : I:\ACQUDATA\5973A\METHODS\8270041621A.M
Quant Title : 8270 BNA ANALYSIS
QLast Update : Fri Apr 16 15:09:57 2021
Response via : Initial Calibration

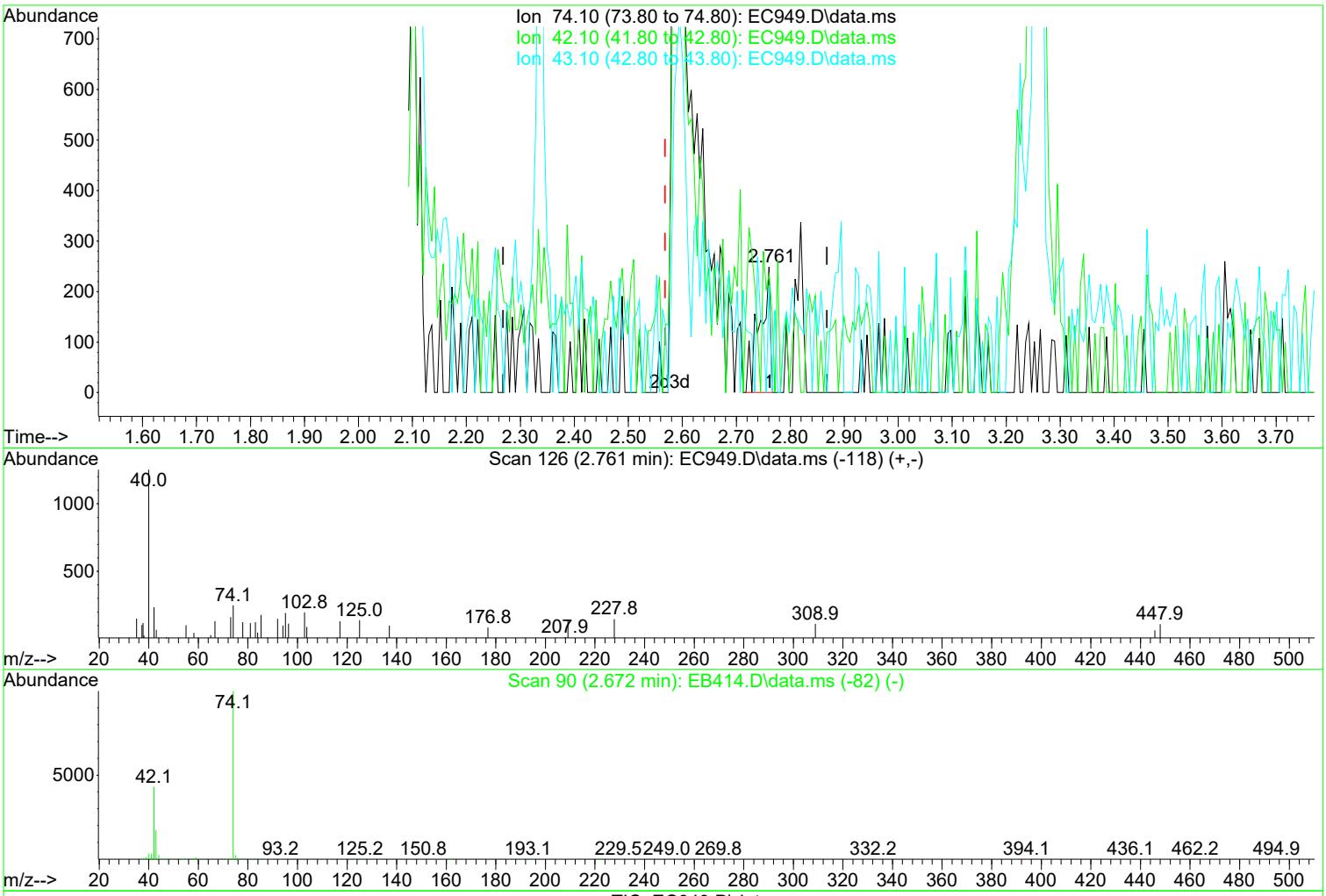

(4) N-Nitrosodimethylamine (TM)

2.761min (+ 0.193) 0.07 ppm

response 337

Ion	Exp%	Act%
74.10	100.00	100.00
42.10	81.90	60.64
43.10	35.40	27.51
0.00	0.00	0.00

Manual Integration:

Before

04/16/21

Quantitation Report (Qedit)

1st DM 04/19/21
2nd BA 04/20/21

Data Path : I:\ACQUDATA\5973A\DATA\041621\
Data File : EC949.D
Acq On : 16 Apr 2021 11:50 am
Operator : JMisiurewicz
Sample : 1 ppm STD
Misc : Initial Calibration 8270D/625
ALS Vial : 5 Sample Multiplier: 1

Quant Time: Apr 16 15:10:17 2021
Quant Method : I:\ACQUDATA\5973A\METHODS\8270041621A.M
Quant Title : 8270 BNA ANALYSIS
QLast Update : Fri Apr 16 15:09:57 2021
Response via : Initial Calibration

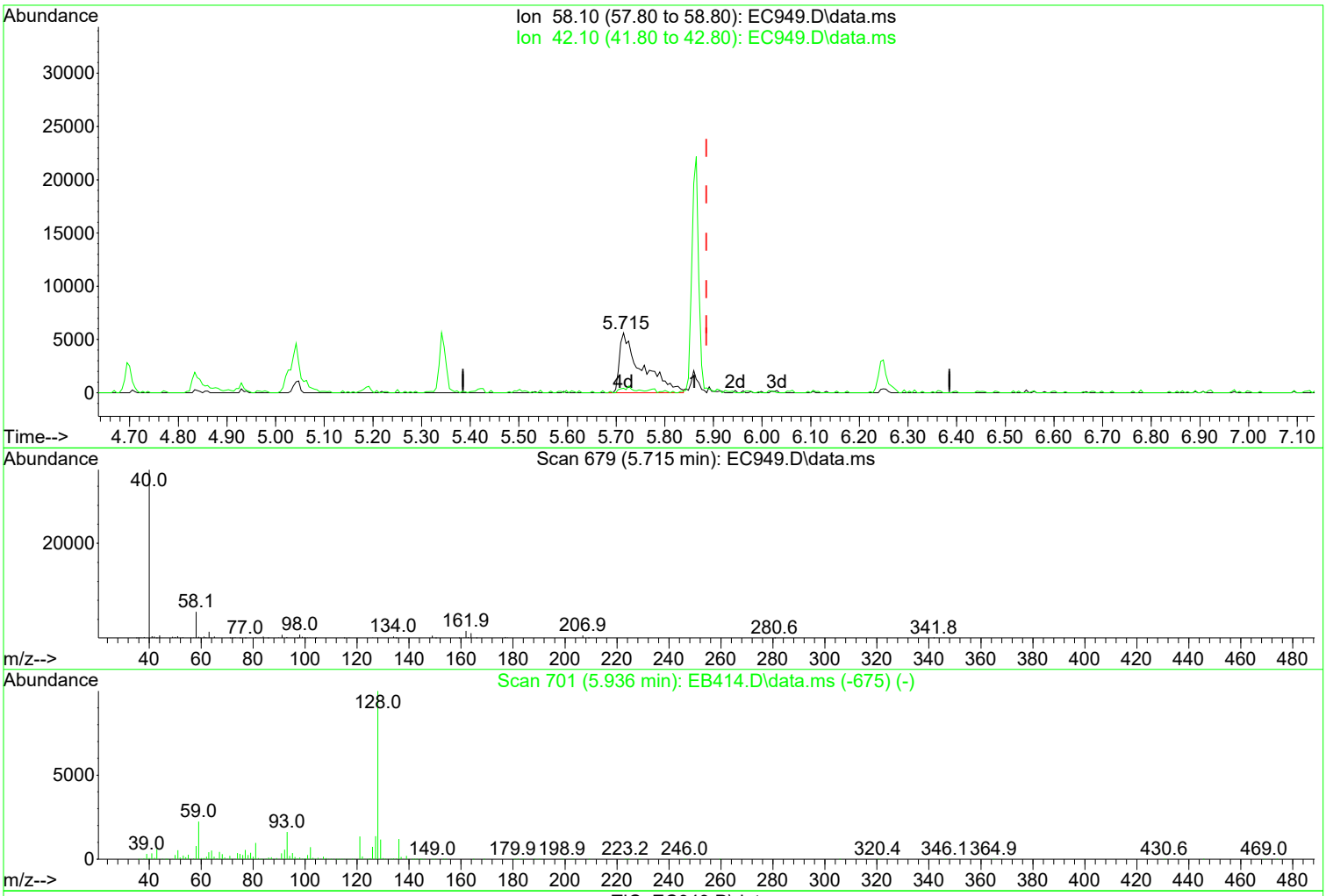

TIC: EC949.D\data.ms

(44) a,a-Dimethylphenethylamine (TM)

5.715min (-0.171) 0.94 ppm m

response 17719

Ion	Exp%	Act%
58.10	100.00	100.00
42.10	41.00	7.63
0.00	0.00	0.00
0.00	0.00	0.00

Manual Integration:

After

Peak not found.

04/16/21

Quantitation Report (Qedit)

Data Path : I:\ACQUDATA\5973A\DATA\041621\
Data File : EC949.D
Acq On : 16 Apr 2021 11:50 am
Operator : JMisiurewicz
Sample : 1 ppm STD
Misc : Initial Calibration 8270D/625
ALS Vial : 5 Sample Multiplier: 1

Quant Time: Apr 16 15:10:17 2021
Quant Method : I:\ACQUDATA\5973A\METHODS\8270041621A.M
Quant Title : 8270 BNA ANALYSIS
QLast Update : Fri Apr 16 15:09:57 2021
Response via : Initial Calibration

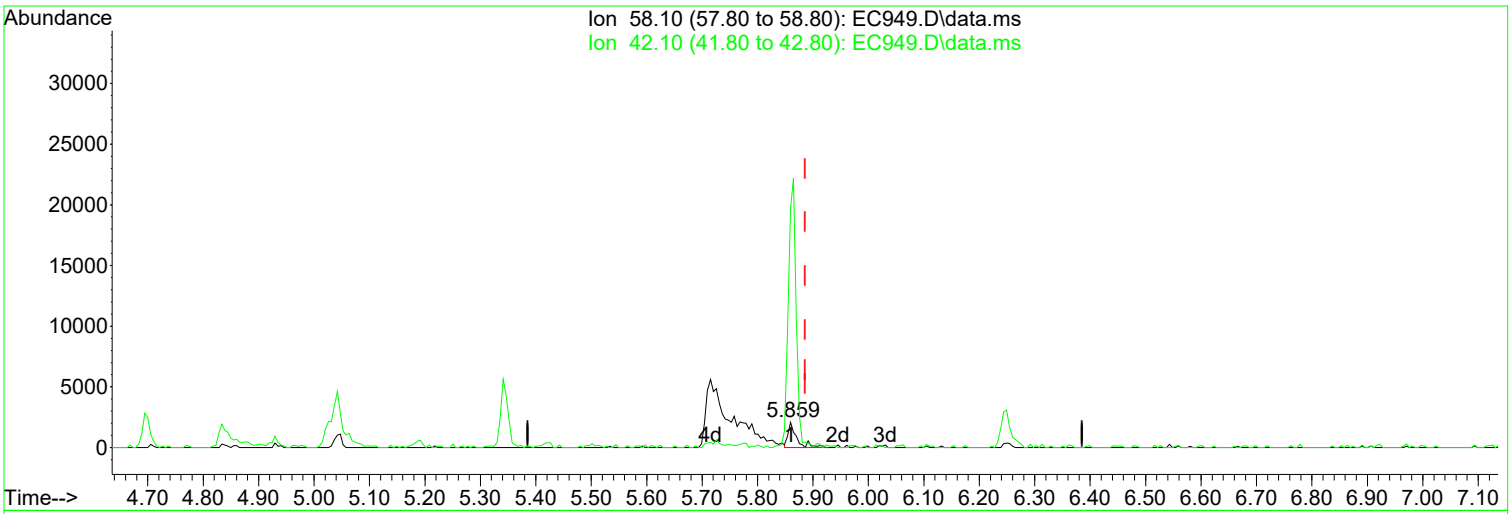

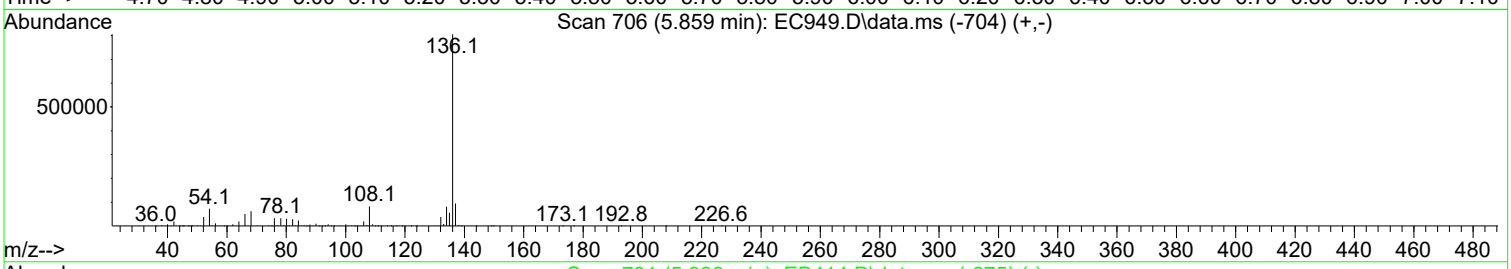

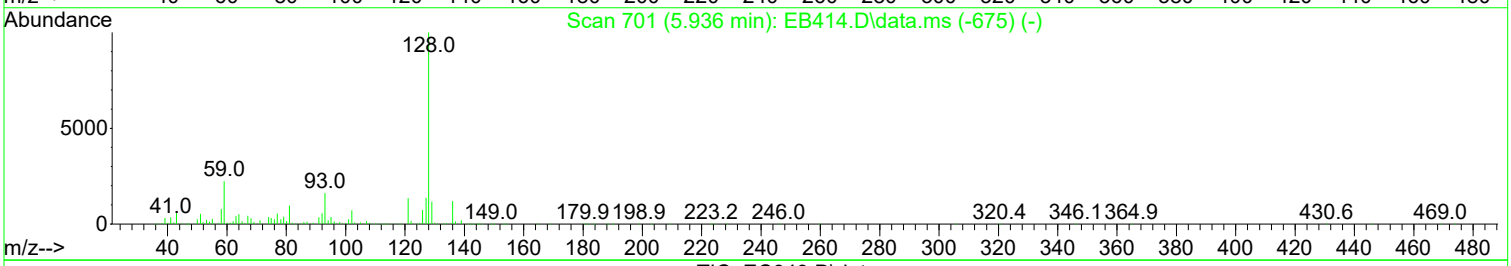

TIC: EC949.D\data.ms

(44) a,a-Dimethylphenethylamine (TM)

5.859min (-0.026) 0.12 ppm

response 2248

Ion	Exp%	Act%
58.10	100.00	100.00
42.10	41.00	959.79#
0.00	0.00	0.00
0.00	0.00	0.00

Manual Integration:

Before

04/16/21

Quantitation Report (QT Reviewed)

Data Path : I:\ACQUDATA\5973A\DATA\041621\
Data File : EC949.D
Acq On : 16 Apr 2021 11:50 am
Operator : JMisiurewicz
Sample : 1 ppm STD
Misc : Initial Calibration 8270D/625
ALS Vial : 5 Sample Multiplier: 1

Quant Time: Apr 16 15:10:17 2021
Quant Method : I:\ACQUDATA\5973A\METHODS\8270041621A.M
Quant Title : 8270 BNA ANALYSIS
QLast Update : Fri Apr 16 15:09:57 2021
Response via : Initial Calibration

Compound	R.T.	QIon	Response	Conc	Units	Dev(Min)
Internal Standards						
1) d4-1,4-Dichlorobenzene	4.700	152	248014	40.00	ppm	0.00
34) d8-Naphthalene	5.865	136	929215	40.00	ppm	0.00
58) d10-Acenaphthene	7.569	164	514019	40.00	ppm	0.00
92) d10-Phenanthrene	9.032	188	875428	40.00	ppm	0.00
118) d12-Chrysene	12.259	240	773131	40.00	ppm	0.00
136) d12-Perylene	15.149	264	885882	40.00	ppm	0.00
System Monitoring Compounds						
8) SURR1,2-FLUOROPHENOL	3.610	112	8299	1.00	ppm	0.00
Spiked Amount 20.000	Range 10 - 70		Recovery	=	5.00%#	
13) SURR2,PHENOL-D6	4.358	99	11116	1.03	ppm	0.00
Spiked Amount 20.000	Range 10 - 107		Recovery	=	5.15%#	
35) SURR4,NITROBENZENE-D5	5.191	82	7763	0.85	ppm	0.00
Spiked Amount 10.000	Range 31 - 110		Recovery	=	8.50%#	
64) SURR5,2-FLUOROBIPHENYL	6.906	172	18147	1.02	ppm	0.00
Spiked Amount 10.000	Range 31 - 118		Recovery	=	10.20%#	
89) SURR3,2,4,6-TRIBROMOPH...	8.343	330	2101	0.67	ppm	0.00
Spiked Amount 20.000	Range 35 - 141		Recovery	=	3.35%#	
125) SURR6,TERPHENYL-D14	10.710	244	19458	1.05	ppm	0.00
Spiked Amount 10.000	Range 10 - 165		Recovery	=	10.50%	
Target Compounds						Qvalue
2) 1,4-Dioxane	2.339	88	3311	0.992	ppm	88
3) Pyridine	2.643	79	7440	0.822	ppm	95
4) N-Nitrosodimethylamine	2.595	74	4823m	0.993	ppm	
5) 2-Picoline	3.188	93	9433	1.027	ppm	87
6) N-Nitrosomethylamine	3.258	42	4069	0.946	ppm	92
7) Methyl Methansulfonate	3.482	80	4830	0.968	ppm	94
9) N-Nitrosodiethylamine	3.797	102	4015	0.958	ppm	91
10) Ethyl Mathanesulfonate	4.032	79	6638	1.090	ppm	96
11) Benzaldehyde	4.326	106	6328	1.030	ppm	95
12) Aniline	4.412	93	13358	1.034	ppm	93
14) Phenol	4.369	94	11283	0.967	ppm	93
15) bis(2-Clethyl)Ether	4.454	93	8013	0.978	ppm	100
16) Pentachloroethane	4.460	117	2894	0.889	ppm	91
17) 2-Chlorophenol	4.513	128	8343	0.858	ppm	96
18) 1,3-Diclbenzene	4.652	146	9027	0.938	ppm	99
19) 1,4-Dichlorobenzene	4.716	146	9221	0.936	ppm	85
20) 1,2-Diclbenzene	4.850	146	8749	0.941	ppm	91
21) Benzyl Alcohol	4.807	79	6264	0.879	ppm	89
22) 1-Methyl-2-pyrrolidinone	4.834	99	5777	0.994	ppm	96
23) 2,2'-oxybis(1-Chloropr...	4.930	45	9962	1.009	ppm	94
24) 2-Methylphenol	4.903	108	7553	0.903	ppm	92
25) 3+4-Methylphenol	5.037	108	7566	0.854	ppm	86
26) Acetophenone	5.047	105	12177	1.039	ppm	98
27) N-Nitroso-Di-n-propyla...	5.042	70	6318	0.973	ppm	93
28) N-Nitrosopyrrolidine	5.026	100	4247	0.906	ppm	73
29) N-Nitrosomorpholine	5.058	56	5186	0.996	ppm	83
30) o-Toluidine	5.079	106	13293	0.967	ppm	93
31) Hexachloroethane	5.154	117	3006	0.785	ppm #	82
32) o,o,o-Triethylphosphor...	5.592	198	4102	0.969	ppm	99
33) Alpha-terpinol	5.886	121	2525	1.006	ppm	96
36) Nitrobenzene	5.208	77	8127	0.884	ppm	95
37) N-Nitrosopiperidine	5.341	42	5373	0.961	ppm	98
38) Isophorone	5.421	82	15630	0.980	ppm	91

1st DM 04/19/21
2nd BA 04/20/21

Data Path : I:\ACQUDATA\5973A\DATA\041621\
Data File : EC949.D
Acq On : 16 Apr 2021 11:50 am
Operator : JMisiurewicz
Sample : 1 ppm STD
Misc : Initial Calibration 8270D/625
ALS Vial : 5 Sample Multiplier: 1

Quant Time: Apr 16 15:10:17 2021
Quant Method : I:\ACQUDATA\5973A\METHODS\8270041621A.M
Quant Title : 8270 BNA ANALYSIS
QLast Update : Fri Apr 16 15:09:57 2021
Response via : Initial Calibration

	Compound	R.T.	QIon	Response	Conc	Units		Dev(Min)
39)	2-Nitrophenol	5.501	139	3153	0.623	ppm		95
40)	2,4-Dimethylphenol	5.528	107	8620	0.913	ppm		98
41)	bis(-2-Chloroethoxy)Me...	5.624	93	9521	0.935	ppm		95
43)	2,4-Dichlorophenol	5.726	162	6729	0.867	ppm		88
44)	a,a-Dimethylphenethyla...	5.715	58	17719m	0.941	ppm		
45)	1,2,4-Trichlorobenzene	5.806	180	7139	0.885	ppm		95
46)	Naphthalene	5.881	128	25434	1.001	ppm		95
47)	4-Chloroaniline	5.929	127	9073	0.861	ppm		94
48)	2,6-Dichlorophenol	5.939	162	5742	0.813	ppm		98
49)	Hexachlorobutadiene	5.998	225	3854	0.867	ppm		94
50)	Hexachloropropene	5.966	213	3818	0.760	ppm		90
51)	4-Chloro-3-methylphenol	6.393	107	7139	0.938	ppm		92
52)	N-N-di-n-butylamine	6.249	84	7479	1.173	ppm		84
53)	Caprolactam	6.244	113	2533	0.919	ppm	#	53
54)	p-Phenylenediamine	6.271	80	3337	1.024	ppm		97
55)	Safrole	6.463	162	5328	0.886	ppm		92
56)	2-Methylnaphthalene	6.548	142	15692	0.928	ppm		88
57)	1-Methylnaphthalene	6.645	142	15645	0.961	ppm		99
59)	Hexachlorocyclopentadiene	6.703	237	1988	0.728	ppm		98
60)	1,2,4,5-Tetrachloroben...	6.709	216	7270	0.950	ppm		99
61)	1,2,3,4-Tetrachloroben...	6.986	216	7317	0.991	ppm		91
62)	2,4,6-Trichlorophenol	6.821	196	4174	0.758	ppm		87
63)	2,4,5-Trichlorophenol	6.858	196	4317	0.773	ppm		90
65)	Isosafrole	6.965	104	3241	1.099	ppm	#	87
66)	1,1'-Biphenyl	7.002	154	19763	0.989	ppm	#	95
67)	2-Chloronaphthalene	7.024	162	15197	0.951	ppm		96
68)	2-Nitroaniline	7.120	65	3642	0.779	ppm		95
69)	1,4-Naphthoquinone	7.195	158	5311	1.070	ppm		96
70)	m-Dinitrobenzene	7.328	168	1888	0.704	ppm		95
71)	Acenaphthylene	7.430	152	22111	0.945	ppm		98
72)	Dimethyl phthalate	7.296	163	16192	0.971	ppm		99
73)	2,6-Dinitrotoluene	7.355	165	2625	0.686	ppm		89
74)	Acenaphthene	7.601	153	16431	0.998	ppm		96
75)	3-Nitroaniline	7.521	138	3375	0.747	ppm		93
77)	Dibenzofuran	7.772	168	21770	0.994	ppm		91
78)	2,4-Dinitrotoluene	7.756	165	3654	0.726	ppm		87
80)	Pentachlorobenzene	7.729	250	6318	0.889	ppm		95
81)	1-Napthylamine	7.847	143	14522	1.096	ppm		99
82)	2-Napthylamine	7.921	143	15619	1.082	ppm		87
83)	2,3,4,6-Tetrachlorophenol	7.895	232	2221	0.550	ppm		86
84)	Fluorene	8.108	166	17381	0.986	ppm		92
85)	4-Chlorophenyl-phenyle...	8.108	204	7890	0.933	ppm		97
86)	Diethylphthalate	7.991	149	17343	1.067	ppm		94
87)	4-Nitroaniline	8.119	138	3922	0.771	ppm		96
88)	5-Nitro-o-toluidine	8.114	152	4069	0.806	ppm		68
90)	Sulfotepp	8.381	322	2232	0.780	ppm		69
91)	Octachlorocyclopentene	8.359	307	2207	0.737	ppm		96
93)	Thionazin	8.071	107	2791	1.022	ppm		98
94)	4,6-Dinitro-2-methylph...	8.156	198	928	0.281	ppm		80
95)	Diphenylamine	8.220	169	28182	2.139	ppm		91
96)	1,2 Diphenylhydrazine	8.263	77	18497	1.043	ppm		94
97)	N-Nitrosodiphenylamine	8.220	169	28182	2.139	ppm		91
98)	1,3,5-Trinirobenzene	8.482	74	1300	0.531	ppm	#	62
99)	Diallate	8.509	86	6467	1.114	ppm		95
100)	Phorate	8.514	121	3217	0.973	ppm		84
101)	Phenacetin	8.520	108	7494	0.840	ppm		81

Quantitation Report (QT Reviewed)

Data Path : I:\ACQUDATA\5973A\DATA\041621\
Data File : EC949.D
Acq On : 16 Apr 2021 11:50 am
Operator : JMisiurewicz
Sample : 1 ppm STD
Misc : Initial Calibration 8270D/625
ALS Vial : 5 Sample Multiplier: 1

Quant Time: Apr 16 15:10:17 2021
Quant Method : I:\ACQUDATA\5973A\METHODS\8270041621A.M
Quant Title : 8270 BNA ANALYSIS
QLast Update : Fri Apr 16 15:09:57 2021
Response via : Initial Calibration

Compound	R.T.	QIon	Response	Conc Units		Dev(Min)
102) 4-Bromophenyl-phenylether	8.589	248	4521	0.900 ppm	#	79
103) Hexachlorobenzene	8.648	284	5153	0.863 ppm		92
104) Dimethoate	8.675	87	4860	0.925 ppm		86
105) Atrazine	8.749	215	1940	0.852 ppm		85
107) 4-Aminobiphenyl	8.846	169	17499	0.952 ppm		93
108) Pentachloronitrobenzene	8.851	237	1166	0.615 ppm		67
109) Pronamide	8.904	173	5964	0.780 ppm		96
110) Dinoseb	9.027	211	1103	0.278 ppm		83
111) Disulfoton	9.032	88	18517	1.916 ppm		70
112) Phenanthrene	9.059	178	23329	0.966 ppm		99
113) Anthracene	9.107	178	21554	0.940 ppm		96
114) Carbazole	9.268	167	22656	0.962 ppm		96
115) Di-n-butylphthalate	9.609	149	25015	0.945 ppm		96
116) 4-Nitroquinonline-1-oxide	9.818	190	583	0.279 ppm		87
117) Fluoranthene	10.261	202	22044	0.835 ppm		93
119) Methyl Parathion	9.401	109	2811	0.757 ppm		80
120) Ethyl Parathion	9.786	97	2374	0.781 ppm		83
121) Methapyrilene	9.898	58	7251	1.100 ppm		96
122) Isodrin	10.101	193	2479	1.124 ppm		79
123) Benzidine	10.411	184	13103	0.958 ppm		96
124) Pyrene	10.518	202	23734	0.981 ppm		97
126) Aramite	10.785	185	989	0.620 ppm		90
127) p-(Dimethylamino)azobe...	10.892	120	6834	0.991 ppm		81
128) Chlorobenzilate	10.950	139	7329	0.944 ppm		99
129) Butyl benzyl phthalate	11.378	149	12705	1.067 ppm		94
130) 3,3-Dimethylbenzidine	11.351	212	13945	0.908 ppm		95
131) 2-Acetylaminofluorene	11.730	181	7311	0.730 ppm		90
132) 3,3'-Dichlorobenzidine	12.211	252	9353	0.960 ppm		89
133) Benzo(a)anthracene	12.238	228	25448	1.013 ppm		96
134) Chrysene	12.302	228	22371	0.939 ppm		88
135) bis(2-Ethylhexyl)phtha...	12.355	149	17481	1.147 ppm		90
137) Di-n-octyl phthalate	13.669	149	22871	0.889 ppm		94
138) 7,12-Dimethylbenz(a)an...	14.327	256	11592	0.933 ppm		95
139) Benzo(b)Fluoranthene	14.321	252	25243	0.929 ppm		97
140) Benzo(k)fluoranthene	14.380	252	21045	0.841 ppm		93
141) Benzo(a)pyrene	15.016	252	17016	0.828 ppm		97
142) 3-Methylcholanthrene	15.812	268	11611	0.849 ppm		91
143) Indeno(1,2,3-cd)Pyrene	17.110	276	19477	0.863 ppm		93
144) Dibenz(a,h)anthracene	17.163	278	19999	0.838 ppm		88
145) Benzo(g,h,i)perylene	17.548	276	20080	1.005 ppm		94

(#) = qualifier out of range (m) = manual integration (+) = signals summed

Quantitation Report (QT Reviewed)

Data Path : I:\ACQUDATA\5973A\DATA\041621\
Data File : EC949.D
Acq On : 16 Apr 2021 11:50 am
Operator : JMisiurewicz
Sample : 1 ppm STD
Misc : Initial Calibration 8270D/625
ALS Vial : 5 Sample Multiplier: 1

Quant Time: Apr 16 15:10:17 2021
Quant Method : I:\ACQUDATA\5973A\METHODS\8270041621A.M
Quant Title : 8270 BNA ANALYSIS
QLast Update : Fri Apr 16 15:09:57 2021
Response via : Initial Calibration

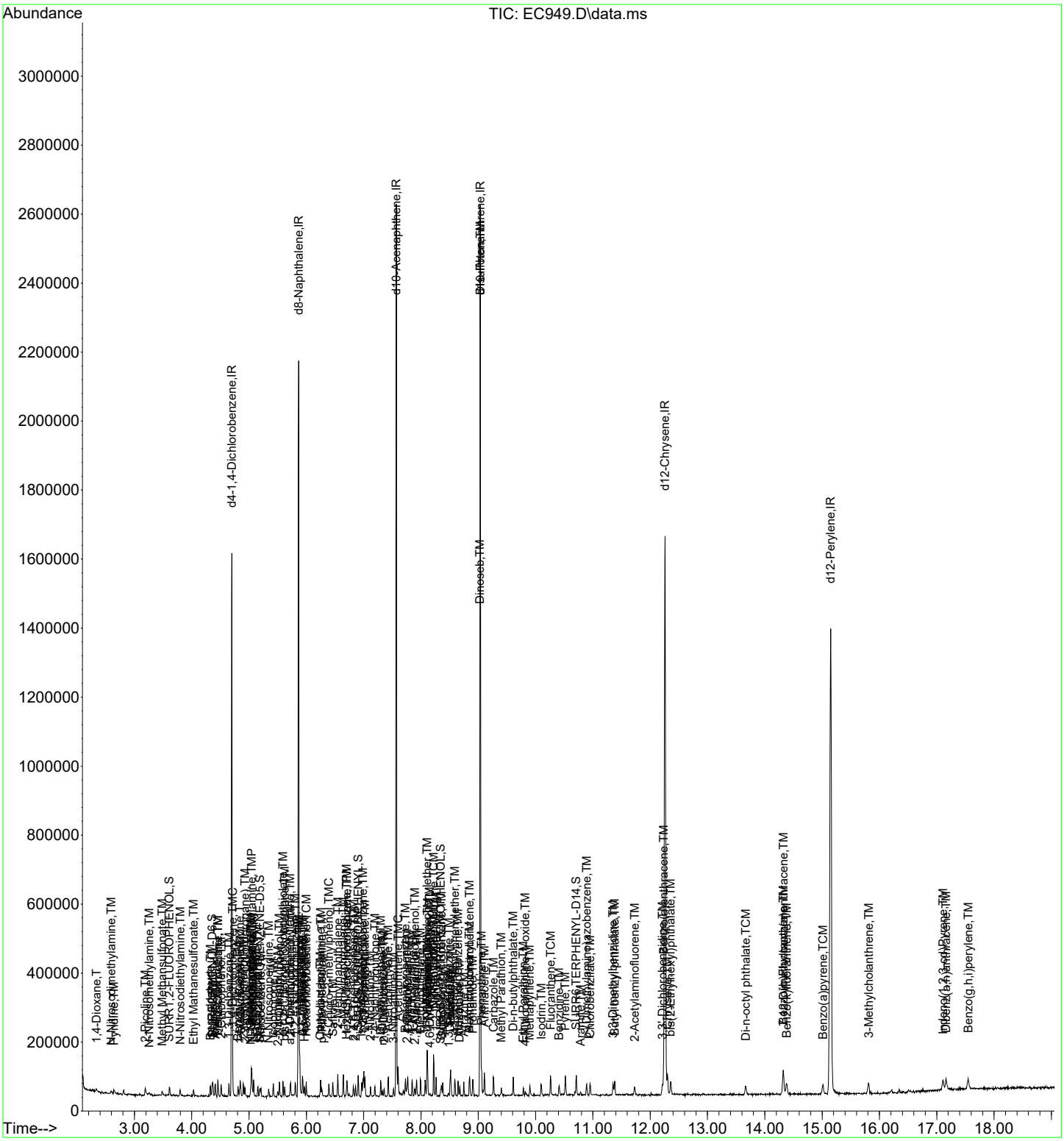

Quantitation Report (Qedit)

1st DM 04/19/21
2nd BA 04/20/21

Data Path : I:\ACQUDATA\5973A\DATA\041621\
Data File : EC950.D
Acq On : 16 Apr 2021 12:19 pm
Operator : JMisiurewicz
Sample : 2 ppm STD
Misc : Initial Calibration 8270D/625
ALS Vial : 6 Sample Multiplier: 1

Quant Time: Apr 16 15:10:23 2021
Quant Method : I:\ACQUDATA\5973A\METHODS\8270041621A.M
Quant Title : 8270 BNA ANALYSIS
QLast Update : Fri Apr 16 15:09:57 2021
Response via : Initial Calibration

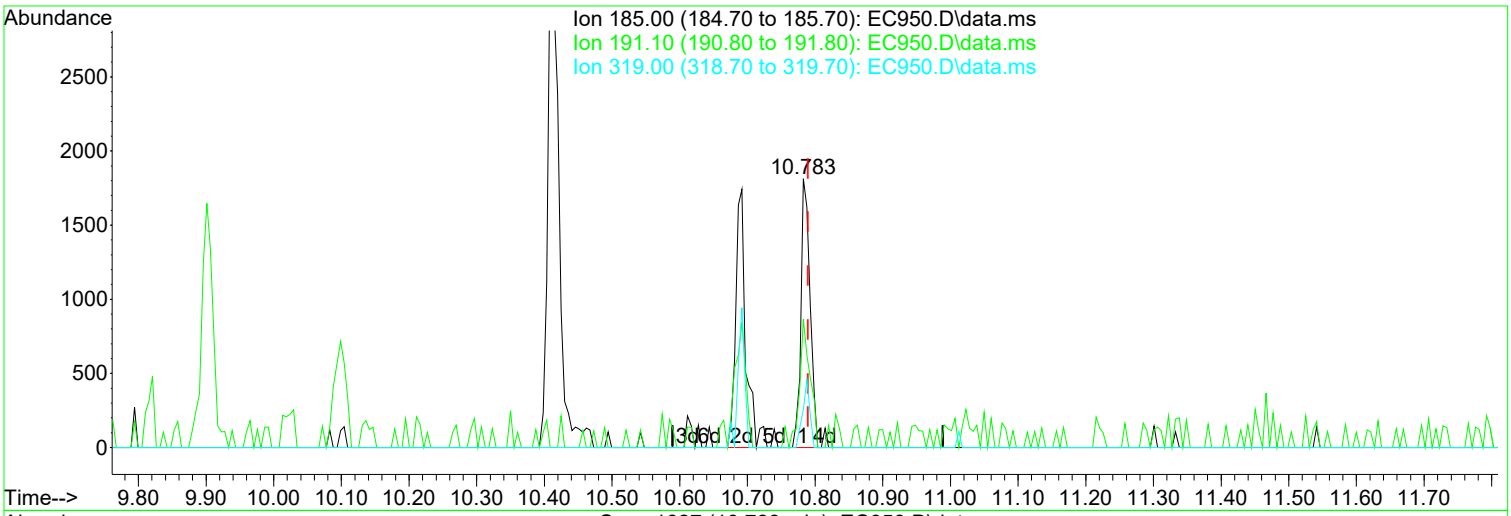

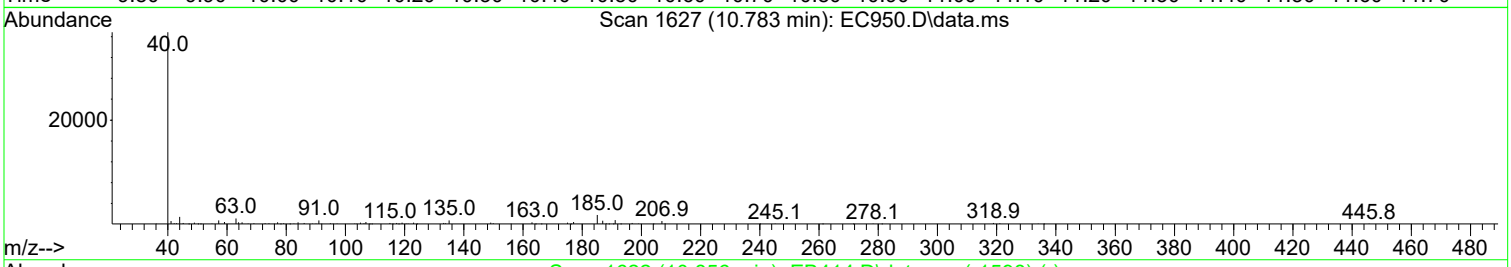



TIC: EC950.D\data.ms

(126) Aramite (TM)

10.783min (-0.007) 2.22 ppm m

response 3633

Ion	Exp%	Act%
185.00	100.00	100.00
191.10	41.40	47.85
319.00	17.90	14.11
0.00	0.00	0.00

Manual Integration:

After

Split Peak.

04/16/21

Quantitation Report (Qedit)

1st DM 04/19/21
2nd BA 04/20/21

Data Path : I:\ACQUDATA\5973A\DATA\041621\
Data File : EC950.D
Acq On : 16 Apr 2021 12:19 pm
Operator : JMisiurewicz
Sample : 2 ppm STD
Misc : Initial Calibration 8270D/625
ALS Vial : 6 Sample Multiplier: 1

Quant Time: Apr 16 15:10:23 2021
Quant Method : I:\ACQUDATA\5973A\METHODS\8270041621A.M
Quant Title : 8270 BNA ANALYSIS
QLast Update : Fri Apr 16 15:09:57 2021
Response via : Initial Calibration

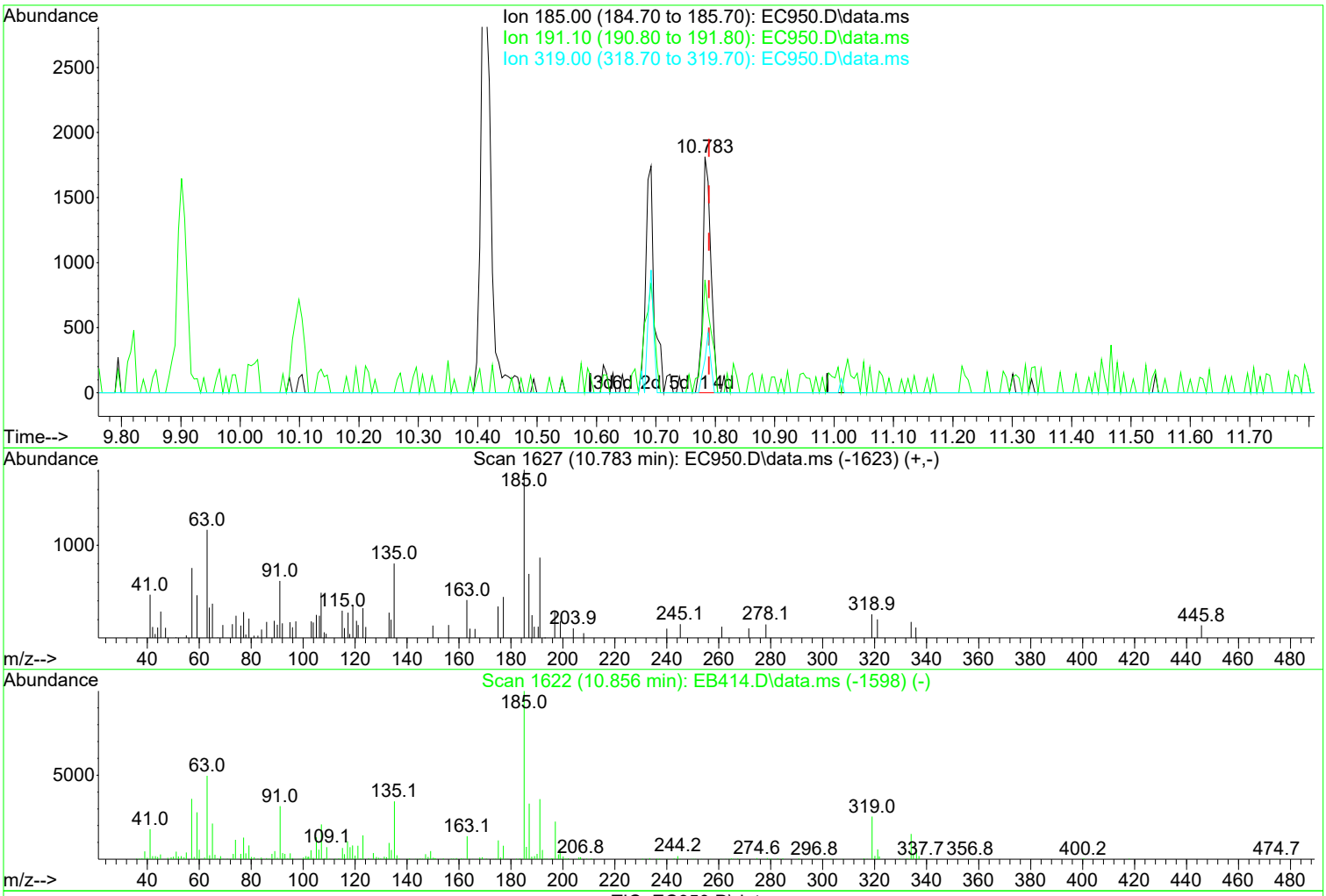

TIC: EC950.D\data.ms

(126) Aramite (TM)

10.783min (-0.007) 1.05 ppm

response 1723

Ion	Exp%	Act%
185.00	100.00	100.00
191.10	41.40	47.85
319.00	17.90	14.11
0.00	0.00	0.00

Manual Integration:

Before

04/16/21

Quantitation Report (Qedit)

1st DM 04/19/21
2nd BA 04/20/21

Data Path : I:\ACQUDATA\5973A\DATA\041621\
Data File : EC950.D
Acq On : 16 Apr 2021 12:19 pm
Operator : JMisiurewicz
Sample : 2 ppm STD
Misc : Initial Calibration 8270D/625
ALS Vial : 6 Sample Multiplier: 1

Quant Time: Apr 16 15:10:23 2021
Quant Method : I:\ACQUDATA\5973A\METHODS\8270041621A.M
Quant Title : 8270 BNA ANALYSIS
QLast Update : Fri Apr 16 15:09:57 2021
Response via : Initial Calibration

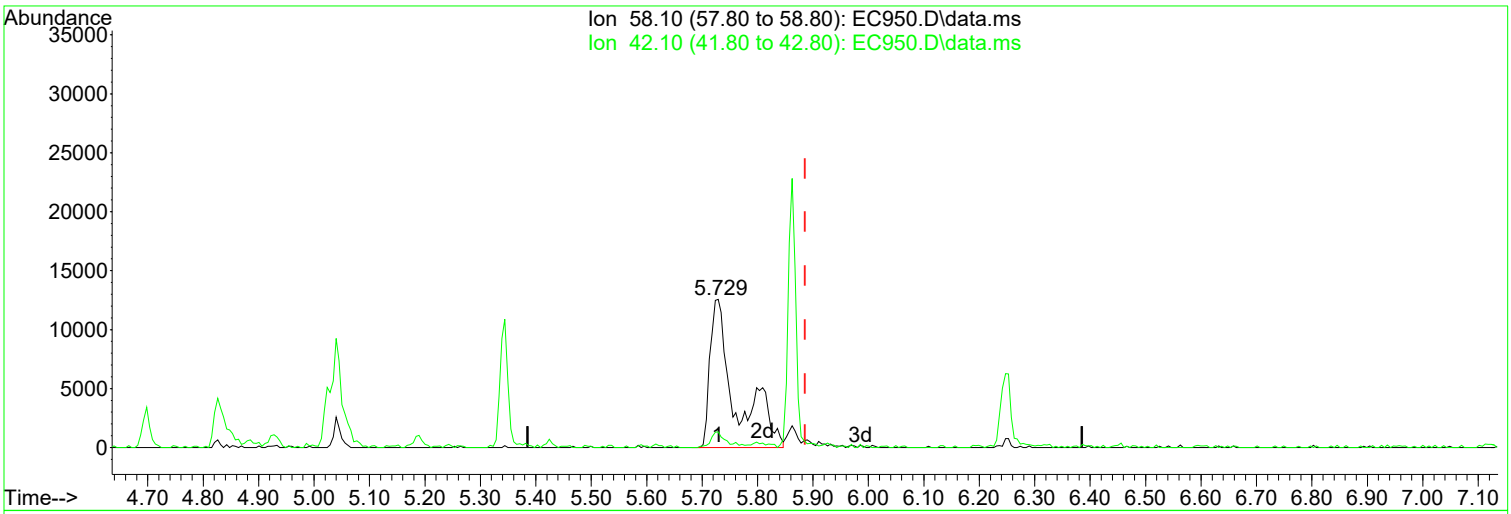

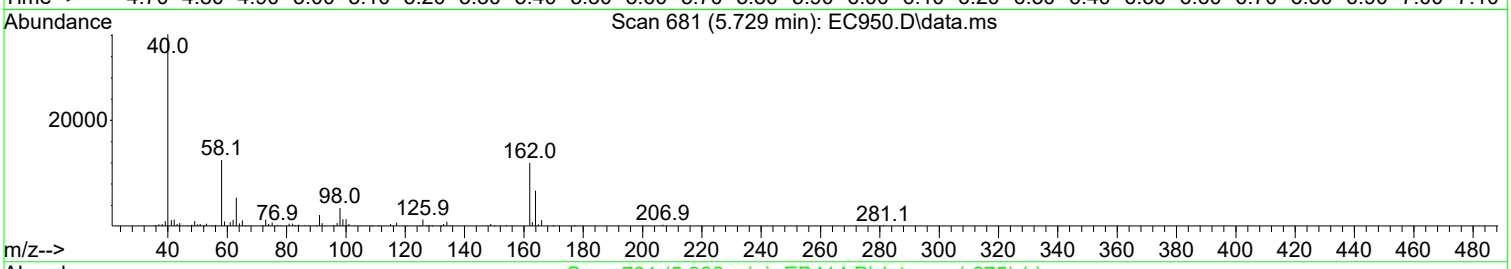

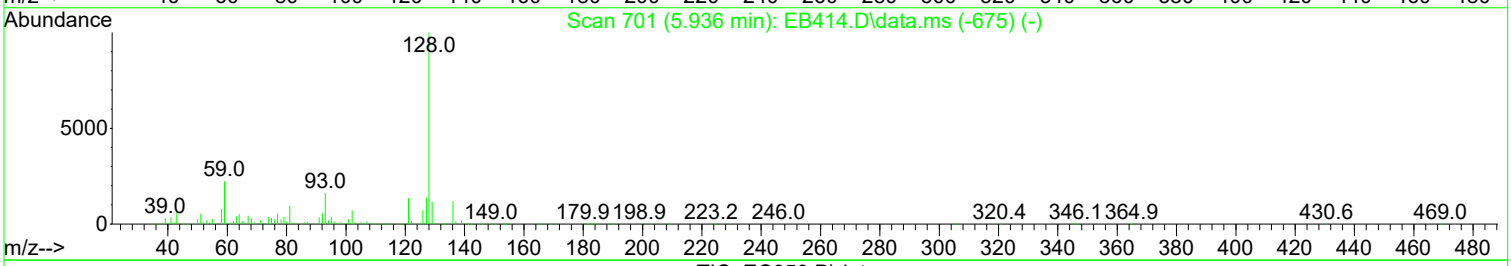

TIC: EC950.D\data.ms

(44) a,a-Dimethylphenethylamine (TM)

5.729min (-0.157) 2.10 ppm m

response 40094

Ion	Exp%	Act%
58.10	100.00	100.00
42.10	41.00	10.68
0.00	0.00	0.00
0.00	0.00	0.00

Manual Integration:

After

Poor integration.

04/16/21

1st DM 04/19/21
2nd BA 04/20/21

Quantitation Report (Qedit)

Data Path : I:\ACQUDATA\5973A\DATA\041621\
Data File : EC950.D
Acq On : 16 Apr 2021 12:19 pm
Operator : JMisiurewicz
Sample : 2 ppm STD
Misc : Initial Calibration 8270D/625
ALS Vial : 6 Sample Multiplier: 1

Quant Time: Apr 16 15:10:23 2021
Quant Method : I:\ACQUDATA\5973A\METHODS\8270041621A.M
Quant Title : 8270 BNA ANALYSIS
QLast Update : Fri Apr 16 15:09:57 2021
Response via : Initial Calibration

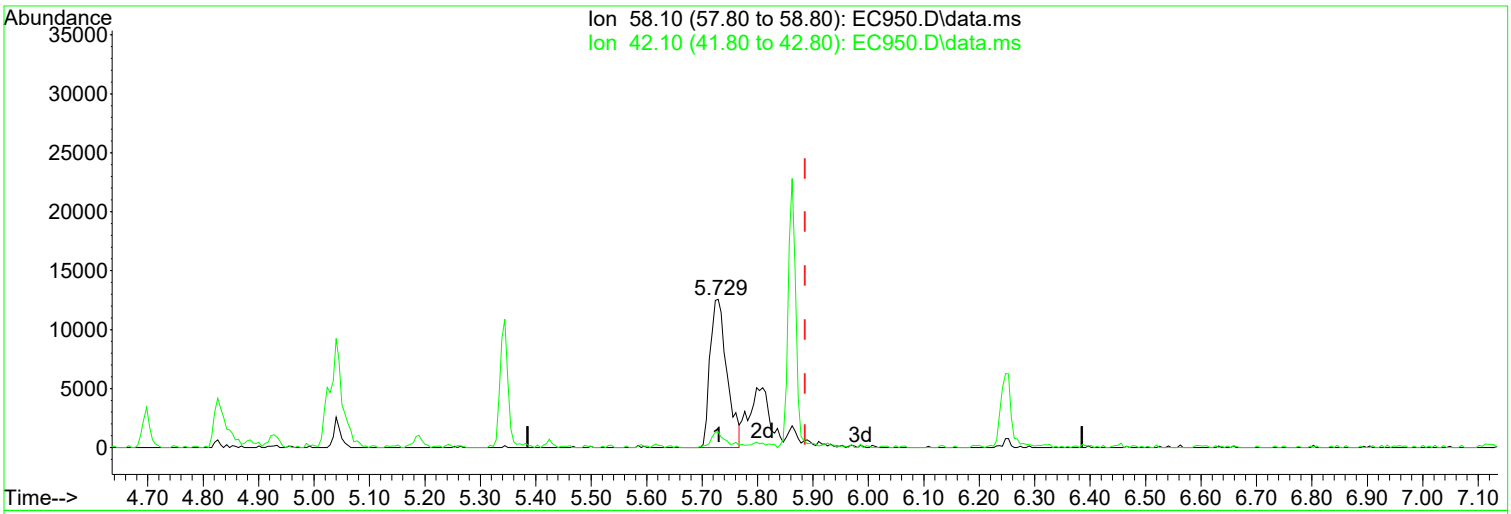

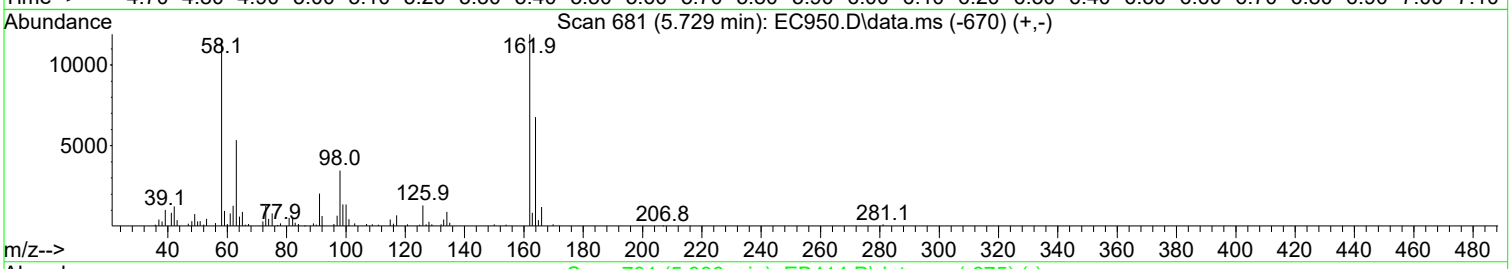

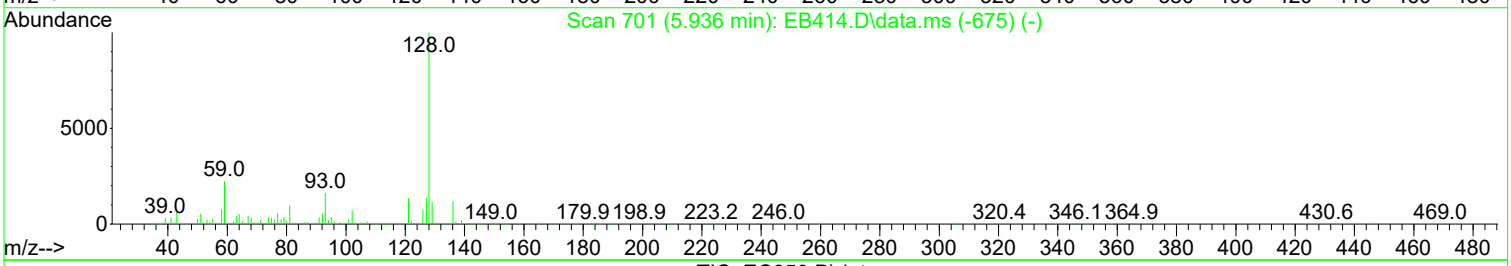

TIC: EC950.D\data.ms

(44) a,a-Dimethylphenethylamine (TM)

5.729min (-0.157) 1.39 ppm

response 26468

Ion	Exp%	Act%
58.10	100.00	100.00
42.10	41.00	10.74
0.00	0.00	0.00
0.00	0.00	0.00

Manual Integration:

Before

04/16/21

1st DM 04/19/21
2nd BA 04/20/21

Quantitation Report (QT Reviewed)

Data Path : I:\ACQUDATA\5973A\DATA\041621\
Data File : EC950.D
Acq On : 16 Apr 2021 12:19 pm
Operator : JMisiurewicz
Sample : 2 ppm STD
Misc : Initial Calibration 8270D/625
ALS Vial : 6 Sample Multiplier: 1

Quant Time: Apr 16 15:10:23 2021
Quant Method : I:\ACQUDATA\5973A\METHODS\8270041621A.M
Quant Title : 8270 BNA ANALYSIS
QLast Update : Fri Apr 16 15:09:57 2021
Response via : Initial Calibration

Compound	R.T.	QIon	Response	Conc Units	Dev(Min)
Internal Standards					
1) d4-1,4-Dichlorobenzene	4.698	152	249921	40.00 ppm	0.00
34) d8-Naphthalene	5.862	136	942055	40.00 ppm	0.00
58) d10-Acenaphthene	7.567	164	522014	40.00 ppm	0.00
92) d10-Phenanthrene	9.036	188	886334	40.00 ppm	0.00
118) d12-Chrysene	12.257	240	791948	40.00 ppm	0.00
136) d12-Perylene	15.147	264	899483	40.00 ppm	0.00
System Monitoring Compounds					
8) SURR1,2-FLUOROPHENOL	3.613	112	16335	1.96 ppm	0.00
Spiked Amount 20.000	Range 10 - 70		Recovery = 9.80%#		
13) SURR2,PHENOL-D6	4.356	99	22270	2.06 ppm	0.00
Spiked Amount 20.000	Range 10 - 107		Recovery = 10.30%		
35) SURR4,NITROBENZENE-D5	5.189	82	16073	1.74 ppm	0.00
Spiked Amount 10.000	Range 31 - 110		Recovery = 17.40%#		
64) SURR5,2-FLUOROBIPHENYL	6.904	172	36926	2.04 ppm	0.00
Spiked Amount 10.000	Range 31 - 118		Recovery = 20.40%#		
89) SURR3,2,4,6-TRIBROMOPH...	8.341	330	4417	1.39 ppm	0.00
Spiked Amount 20.000	Range 35 - 141		Recovery = 6.95%#		
125) SURR6,TERPHENYL-D14	10.713	244	43001	2.27 ppm	0.00
Spiked Amount 10.000	Range 10 - 165		Recovery = 22.70%		
Target Compounds					Qvalue
2) 1,4-Dioxane	2.331	88	7044	2.093 ppm	83
3) Pyridine	2.630	79	17675	1.937 ppm	93
4) N-Nitrosodimethylamine	2.577	74	9725	1.987 ppm	90
5) 2-Picoline	3.181	93	19950	2.156 ppm	94
6) N-Nitrosomethylamine	3.255	42	8083	1.866 ppm	84
7) Methyl Methansulfonate	3.480	80	10094	2.007 ppm	86
9) N-Nitrosodiethylamine	3.795	102	8428	1.996 ppm	94
10) Ethyl Mathanesulfonate	4.030	79	13522	2.203 ppm	96
11) Benzaldehyde	4.324	106	13555	2.189 ppm	94
12) Aniline	4.409	93	26767	2.055 ppm	93
14) Phenol	4.367	94	22516	1.915 ppm	92
15) bis(2-Clethyl)Ether	4.457	93	16166	1.958 ppm	98
16) Pentachloroethane	4.457	117	5984	1.825 ppm	87
17) 2-Chlorophenol	4.511	128	18751	1.914 ppm	99
18) 1,3-Diclbenzene	4.650	146	18396	1.896 ppm	98
19) 1,4-Dichlorobenzene	4.714	146	18992	1.913 ppm	97
20) 1,2-Diclbenzene	4.847	146	18493	1.974 ppm	97
21) Benzyl Alcohol	4.805	79	13148	1.831 ppm	96
22) 1-Methyl-2-pyrrolidinone	4.826	99	11998	2.048 ppm	92
23) 2,2'-oxybis(1-Chloropr...	4.928	45	21360	2.146 ppm	94
24) 2-Methylphenol	4.901	108	16587	1.967 ppm	97
25) 3+4-Methylphenol	5.040	108	17225	1.930 ppm	88
26) Acetophenone	5.050	105	25222	2.136 ppm	94
27) N-Nitroso-Di-n-propyla...	5.040	70	13492	2.063 ppm	95
28) N-Nitrosopyrrolidine	5.024	100	9014	1.908 ppm	81
29) N-Nitrosomorpholine	5.061	56	11011	2.100 ppm	90
30) o-Toluidine	5.077	106	28323	2.045 ppm	95
31) Hexachloroethane	5.152	117	6969	1.805 ppm	94
32) o,o,o-Triethylphosphor...	5.595	198	8474	1.986 ppm	96
33) Alpha-terpinol	5.884	121	6048	2.391 ppm	81
36) Nitrobenzene	5.205	77	16081	1.725 ppm	96
37) N-Nitrosopiperidine	5.344	42	11016	1.944 ppm	77
38) Isophorone	5.424	82	31214	1.930 ppm	99

Quantitation Report (QT Reviewed)

Data Path : I:\ACQUDATA\5973A\DATA\041621\
Data File : EC950.D
Acq On : 16 Apr 2021 12:19 pm
Operator : JMisiurewicz
Sample : 2 ppm STD
Misc : Initial Calibration 8270D/625
ALS Vial : 6 Sample Multiplier: 1

Quant Time: Apr 16 15:10:23 2021
Quant Method : I:\ACQUDATA\5973A\METHODS\8270041621A.M
Quant Title : 8270 BNA ANALYSIS
QLast Update : Fri Apr 16 15:09:57 2021
Response via : Initial Calibration

Compound	R.T.	QIon	Response	Conc	Units		Dev(Min)
39) 2-Nitrophenol	5.499	139	7488	1.460	ppm		93
40) 2,4-Dimethylphenol	5.531	107	17897	1.870	ppm		95
41) bis(-2-Chloroethoxy)Me...	5.622	93	20030	1.941	ppm		94
43) 2,4-Dichlorophenol	5.724	162	14322	1.821	ppm		90
44) a,a-Dimethylphenethyla...	5.729	58	40094m	2.101	ppm		
45) 1,2,4-Trichlorobenzene	5.809	180	15858	1.939	ppm		99
46) Naphthalene	5.884	128	51650	2.004	ppm		97
47) 4-Chloroaniline	5.932	127	19846	1.859	ppm		99
48) 2,6-Dichlorophenol	5.937	162	12624	1.763	ppm		94
49) Hexachlorobutadiene	5.996	225	8464	1.878	ppm		97
50) Hexachloropropene	5.964	213	8196	1.610	ppm		100
51) 4-Chloro-3-methylphenol	6.391	107	14600	1.893	ppm		92
52) N-N-di-n-butylamine	6.247	84	15354	2.376	ppm		93
53) Caprolactam	6.242	113	5623	2.012	ppm	#	75
54) p-Phenylenediamine	6.268	80	6966	2.108	ppm		95
55) Safrole	6.461	162	11649	1.910	ppm		96
56) 2-Methylnaphthalene	6.546	142	33876	1.977	ppm		95
57) 1-Methylnaphthalene	6.642	142	31436	1.904	ppm		89
59) Hexachlorocyclopentadiene	6.701	237	4773	1.305	ppm		96
60) 1,2,4,5-Tetrachloroben...	6.712	216	14506	1.867	ppm		93
61) 1,2,3,4-Tetrachloroben...	6.990	216	14564	1.943	ppm		96
62) 2,4,6-Trichlorophenol	6.824	196	8601	1.538	ppm		97
63) 2,4,5-Trichlorophenol	6.856	196	9568	1.686	ppm		95
65) Isosafrole	6.968	104	6041	2.017	ppm	#	94
66) 1,1'-Biphenyl	7.000	154	42916	2.115	ppm		96
67) 2-Chloronaphthalene	7.022	162	31704	1.954	ppm		97
68) 2-Nitroaniline	7.118	65	7974	1.679	ppm		93
69) 1,4-Naphthoquinone	7.193	158	10311	2.045	ppm		92
70) m-Dinitrobenzene	7.326	168	3869	1.421	ppm		95
71) Acenaphthylene	7.428	152	46426	1.953	ppm		98
72) Dimethyl phthalate	7.299	163	35446	2.093	ppm		98
73) 2,6-Dinitrotoluene	7.358	165	6008	1.546	ppm		92
74) Acenaphthene	7.599	153	34010	2.034	ppm		98
75) 3-Nitroaniline	7.524	138	7539	1.643	ppm		95
76) 2,4-Dinitrophenol	7.631	184	805	1.447	ppm		95
77) Dibenzofuran	7.770	168	43439	1.953	ppm		97
78) 2,4-Dinitrotoluene	7.754	165	7509	1.469	ppm		86
79) 4-Nitrophenol	7.689	65	5589	1.345	ppm		96
80) Pentachlorobenzene	7.732	250	13950	1.933	ppm		98
81) 1-Napthylamine	7.844	143	30013	2.230	ppm		93
82) 2-Napthylamine	7.925	143	32454	2.213	ppm		98
83) 2,3,4,6-Tetrachlorophenol	7.892	232	5073	1.237	ppm		94
84) Fluorene	8.106	166	35513	1.984	ppm		93
85) 4-Chlorophenyl-phenyle...	8.106	204	17734	2.065	ppm		96
86) Diethylphthalate	7.994	149	35467	2.149	ppm		99
87) 4-Nitroaniline	8.117	138	8251	1.598	ppm		90
88) 5-Nitro-o-toluidine	8.111	152	8503	1.659	ppm		98
90) Sulfotepp	8.384	322	5179	1.781	ppm		90
91) Octachlorocyclopentene	8.357	307	4606	1.514	ppm		91
93) Thionazin	8.074	107	5910	2.138	ppm		88
94) 4,6-Dinitro-2-methylph...	8.154	198	2953	0.882	ppm		96
95) Diphenylamine	8.224	169	61077	4.578	ppm		93
96) 1,2 Diphenylhydrazine	8.261	77	39897	2.222	ppm		93
97) N-Nitrosodiphenylamine	8.224	169	61077	4.578	ppm		93
98) 1,3,5-Trinirobenzene	8.485	74	3027	1.221	ppm		95
99) Diallate	8.507	86	13197	2.245	ppm		93

Quantitation Report (QT Reviewed)

Data Path : I:\ACQUDATA\5973A\DATA\041621\
Data File : EC950.D
Acq On : 16 Apr 2021 12:19 pm
Operator : JMisiurewicz
Sample : 2 ppm STD
Misc : Initial Calibration 8270D/625
ALS Vial : 6 Sample Multiplier: 1

Quant Time: Apr 16 15:10:23 2021
Quant Method : I:\ACQUDATA\5973A\METHODS\8270041621A.M
Quant Title : 8270 BNA ANALYSIS
QLast Update : Fri Apr 16 15:09:57 2021
Response via : Initial Calibration

Compound	R.T.	QIon	Response	Conc	Units		Dev(Min)
100) Phorate	8.517	121	7043	2.105	ppm		84
101) Phenacetin	8.523	108	17580	1.945	ppm		94
102) 4-Bromophenyl-phenylether	8.592	248	9882	1.943	ppm		95
103) Hexachlorobenzene	8.651	284	11548	1.910	ppm		91
104) Dimethoate	8.678	87	11955	2.248	ppm		92
105) Atrazine	8.747	215	5118	2.219	ppm		77
106) Pentachlorophenol	8.849	266	1453	0.389	ppm	#	68
107) 4-Aminobiphenyl	8.843	169	37281	2.003	ppm		99
108) Pentachloronitrobenzene	8.854	237	2630	1.369	ppm		84
109) Pronamide	8.902	173	14624	1.890	ppm		97
110) Dinoseb	9.025	211	3039	0.757	ppm		87
111) Disulfoton	9.036	88	28628	2.926	ppm		81
112) Phenanthrene	9.057	178	53082	2.171	ppm		97
113) Anthracene	9.105	178	47360	2.039	ppm		96
114) Carbazole	9.265	167	48284	2.025	ppm		98
115) Di-n-butylphthalate	9.613	149	52708	1.967	ppm		98
116) 4-Nitroquinonline-1-oxide	9.821	190	1812	0.857	ppm		81
117) Fluoranthene	10.259	202	49342	1.846	ppm		95
119) Methyl Parathion	9.404	109	6694	1.761	ppm		93
120) Ethyl Parathion	9.789	97	5133	1.648	ppm		98
121) Methapyrilene	9.901	58	14388	2.131	ppm		94
122) Isodrin	10.099	193	4864	2.153	ppm		91
123) Benzidine	10.414	184	26797	1.914	ppm		95
124) Pyrene	10.521	202	52105	2.103	ppm		97
126) Aramite	10.783	185	3633m	2.222	ppm		
127) p-(Dimethylamino)azobe...	10.889	120	14038	1.987	ppm		93
128) Chlorobenzilate	10.948	139	17102	2.150	ppm		73
129) Butyl benzyl phthalate	11.381	149	25998	2.131	ppm		96
130) 3,3-Dimethylbenzidine	11.354	212	27209	1.730	ppm		98
131) 2-Acetylaminofluorene	11.728	181	17029	1.660	ppm		89
132) 3,3'-Dichlorobenzidine	12.209	252	18409	1.845	ppm		98
133) Benzo(a)anthracene	12.241	228	51462	2.001	ppm		98
134) Chrysene	12.300	228	51646	2.116	ppm		94
135) bis(2-Ethylhexyl)phtha...	12.358	149	34817	2.229	ppm		89
137) Di-n-octyl phthalate	13.667	149	54674	2.093	ppm		94
138) 7,12-Dimethylbenz(a)an...	14.324	256	25134	1.993	ppm		96
139) Benzo(b)Fluoranthene	14.319	252	52454	1.902	ppm		96
140) Benzo(k)fluoranthene	14.378	252	49143	1.935	ppm		95
141) Benzo(a)pyrene	15.008	252	37289	1.788	ppm		95
142) 3-Methylcholanthrene	15.810	268	25771	1.855	ppm		89
143) Indeno(1,2,3-cd)Pyrene	17.108	276	37769	1.648	ppm		88
144) Dibenz(a,h)anthracene	17.166	278	43626	1.800	ppm		92
145) Benzo(g,h,i)perylene	17.546	276	39826	1.963	ppm		91

(#) = qualifier out of range (m) = manual integration (+) = signals summed

Quantitation Report (QT Reviewed)

Data Path : I:\ACQUDATA\5973A\DATA\041621\
Data File : EC950.D
Acq On : 16 Apr 2021 12:19 pm
Operator : JMisiurewicz
Sample : 2 ppm STD
Misc : Initial Calibration 8270D/625
ALS Vial : 6 Sample Multiplier: 1

Quant Time: Apr 16 15:10:23 2021
Quant Method : I:\ACQUDATA\5973A\METHODS\8270041621A.M
Quant Title : 8270 BNA ANALYSIS
QLast Update : Fri Apr 16 15:09:57 2021
Response via : Initial Calibration

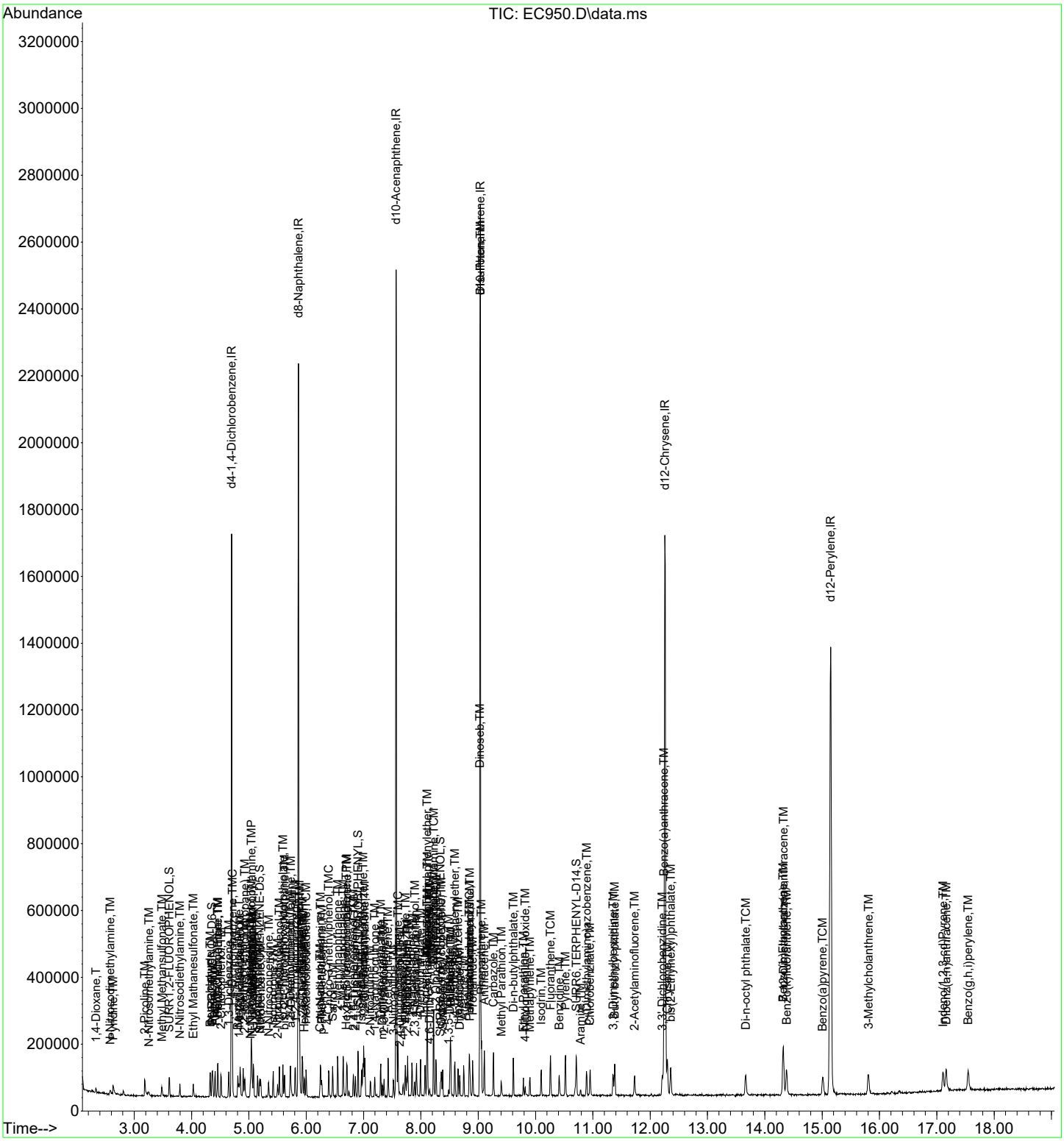

1st DM 04/19/21
2nd BA 04/20/21

Quantitation Report (Qedit)

Data Path : I:\ACQUDATA\5973A\DATA\041621\
Data File : EC951.D
Acq On : 16 Apr 2021 12:48 pm
Operator : JMisiurewicz
Sample : 5 ppm STD
Misc : Initial Calibration 8270D/625
ALS Vial : 7 Sample Multiplier: 1

Quant Time: Apr 16 15:10:29 2021
Quant Method : I:\ACQUDATA\5973A\METHODS\8270041621A.M
Quant Title : 8270 BNA ANALYSIS
QLast Update : Fri Apr 16 15:09:57 2021
Response via : Initial Calibration

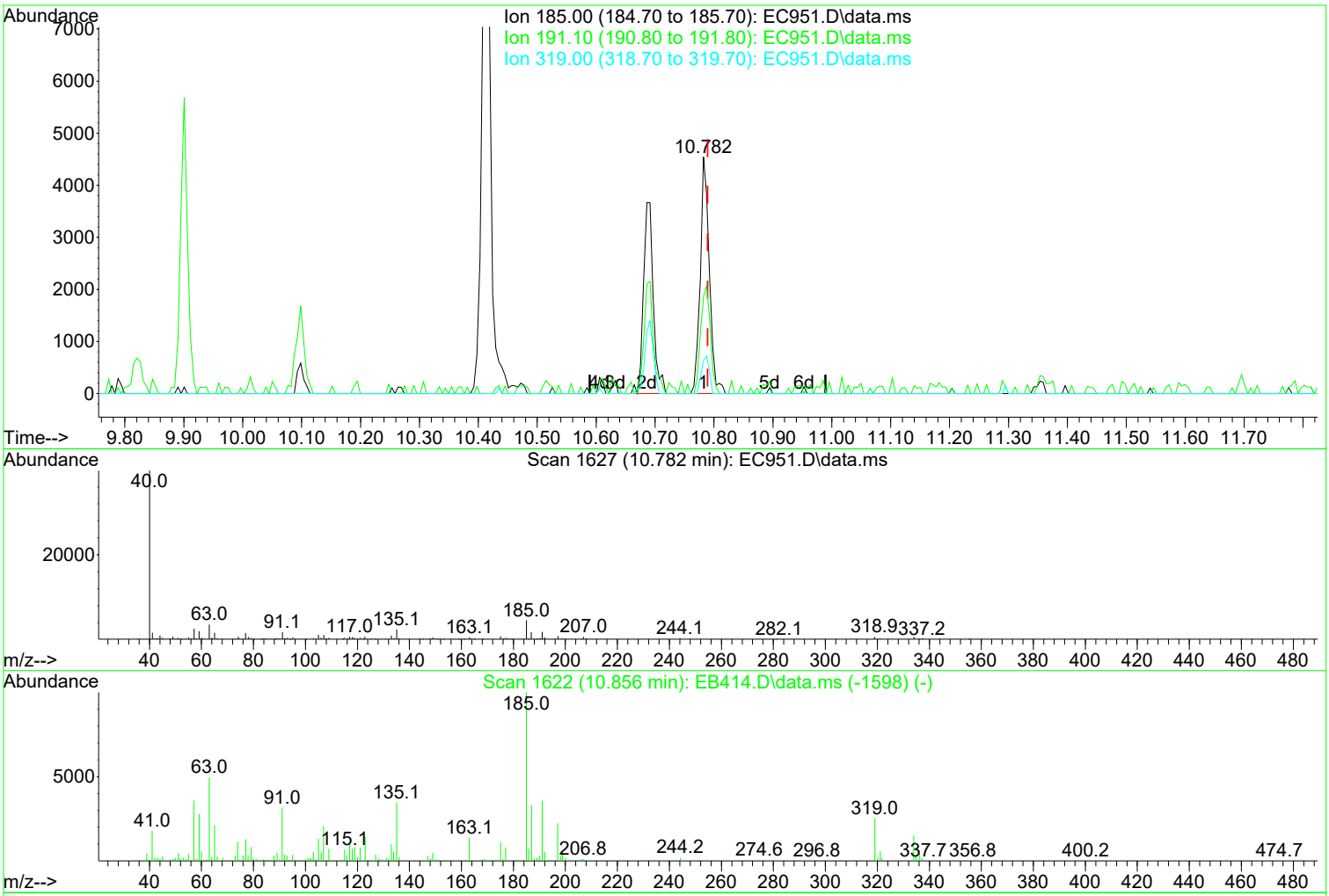

TIC: EC951.D\data.ms

(126) Aramite (TM)

10.782min (-0.008) 5.31 ppm m

response 9130

Ion	Exp%	Act%
185.00	100.00	100.00
191.10	41.40	40.97
319.00	17.90	14.07
0.00	0.00	0.00

Manual Integration:

After

Split Peak.

04/16/21

Quantitation Report (Qedit)

1st DM 04/19/21
2nd BA 04/20/21

Data Path : I:\ACQUDATA\5973A\DATA\041621\
Data File : EC951.D
Acq On : 16 Apr 2021 12:48 pm
Operator : JMisiurewicz
Sample : 5 ppm STD
Misc : Initial Calibration 8270D/625
ALS Vial : 7 Sample Multiplier: 1

Quant Time: Apr 16 15:10:29 2021
Quant Method : I:\ACQUDATA\5973A\METHODS\8270041621A.M
Quant Title : 8270 BNA ANALYSIS
QLast Update : Fri Apr 16 15:09:57 2021
Response via : Initial Calibration

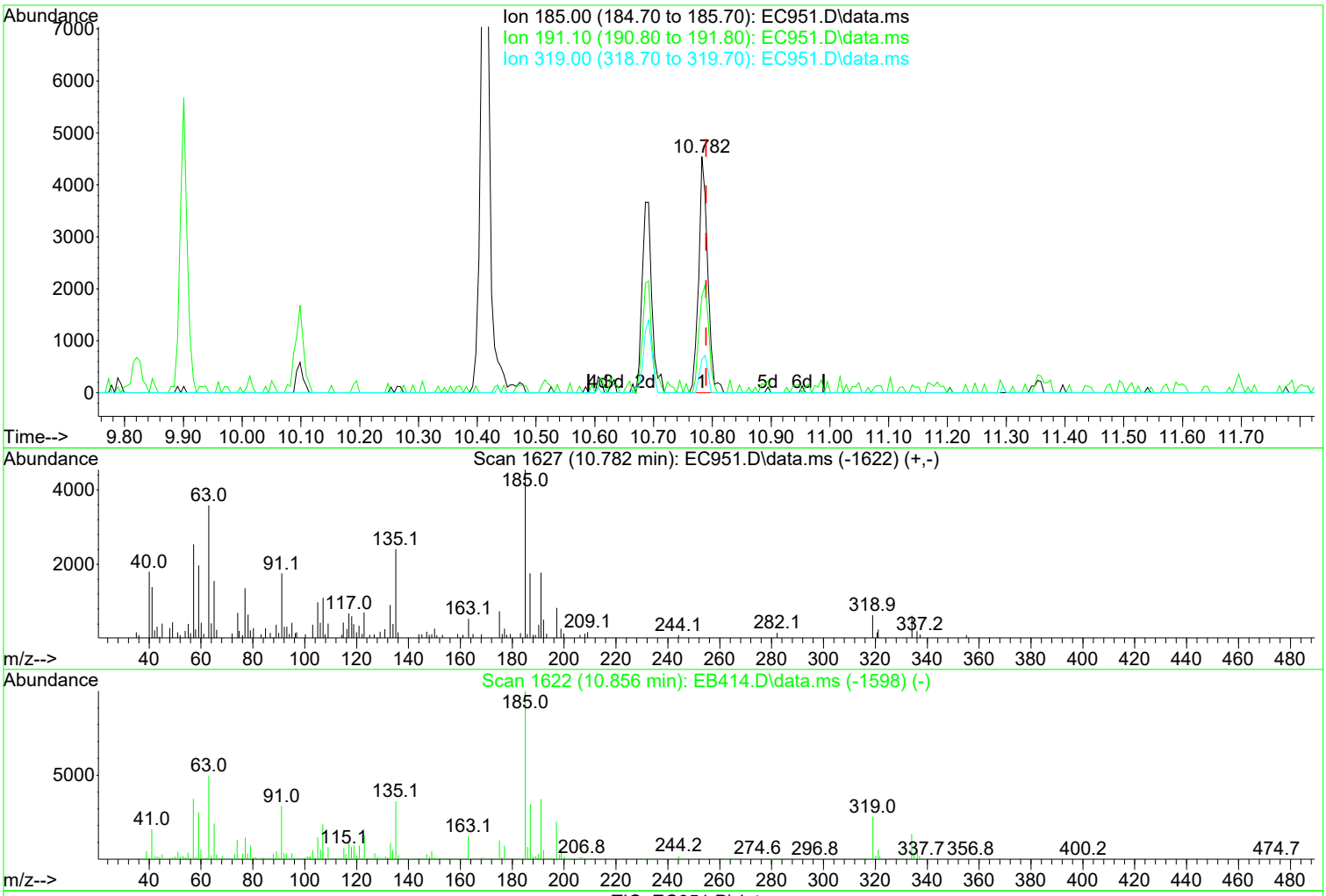

TIC: EC951.D\data.ms

(126) Aramite (TM)

10.782min (-0.008) 2.84 ppm

response 4873

Ion	Exp%	Act%
185.00	100.00	100.00
191.10	41.40	39.09
319.00	17.90	14.07
0.00	0.00	0.00

Manual Integration:

Before

04/16/21

1st DM 04/19/21
2nd BA 04/20/21

Quantitation Report (Qedit)

Data Path : I:\ACQUDATA\5973A\DATA\041621\
Data File : EC951.D
Acq On : 16 Apr 2021 12:48 pm
Operator : JMisiurewicz
Sample : 5 ppm STD
Misc : Initial Calibration 8270D/625
ALS Vial : 7 Sample Multiplier: 1

Quant Time: Apr 16 15:10:29 2021
Quant Method : I:\ACQUDATA\5973A\METHODS\8270041621A.M
Quant Title : 8270 BNA ANALYSIS
QLast Update : Fri Apr 16 15:09:57 2021
Response via : Initial Calibration

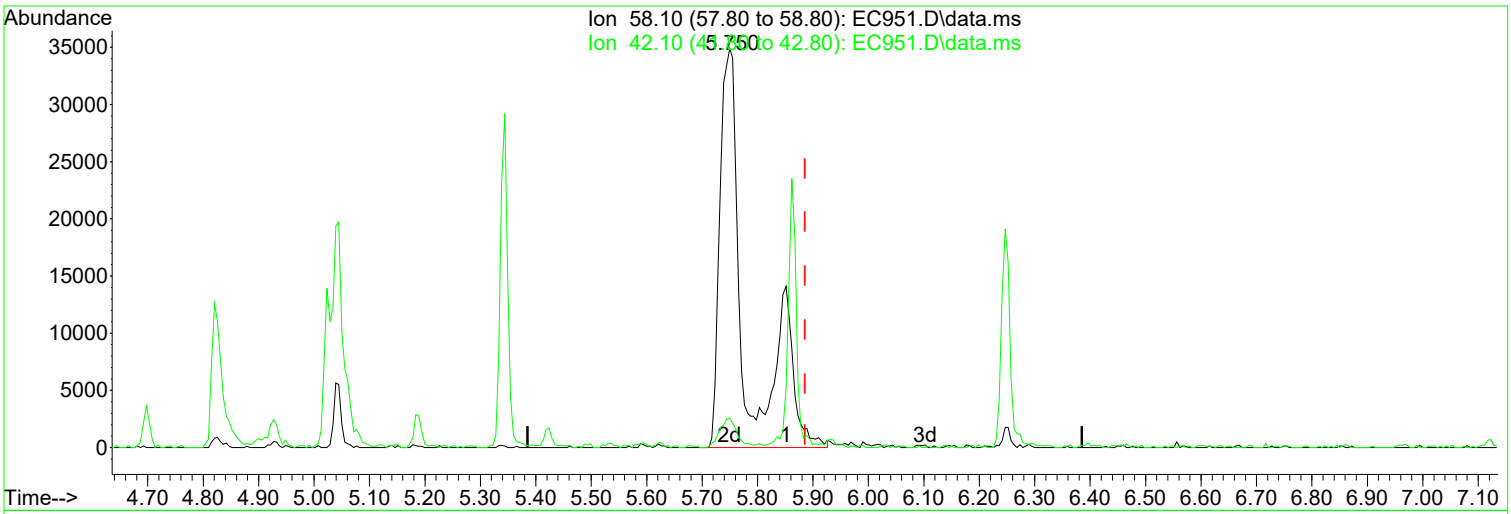

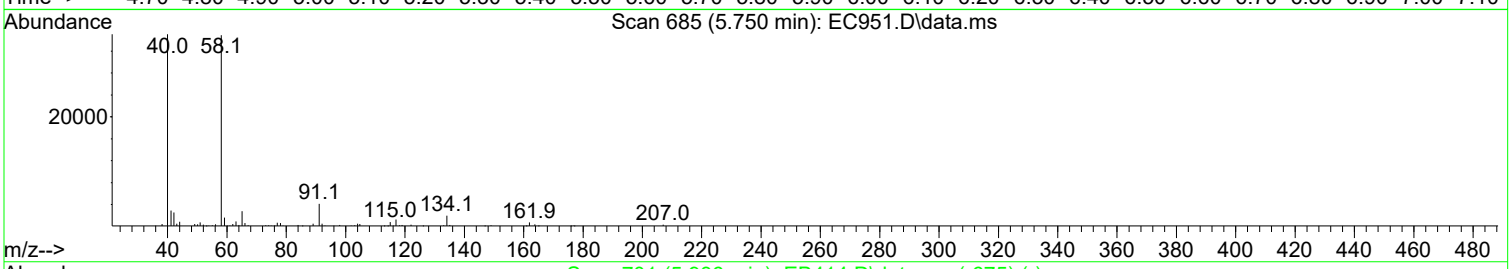

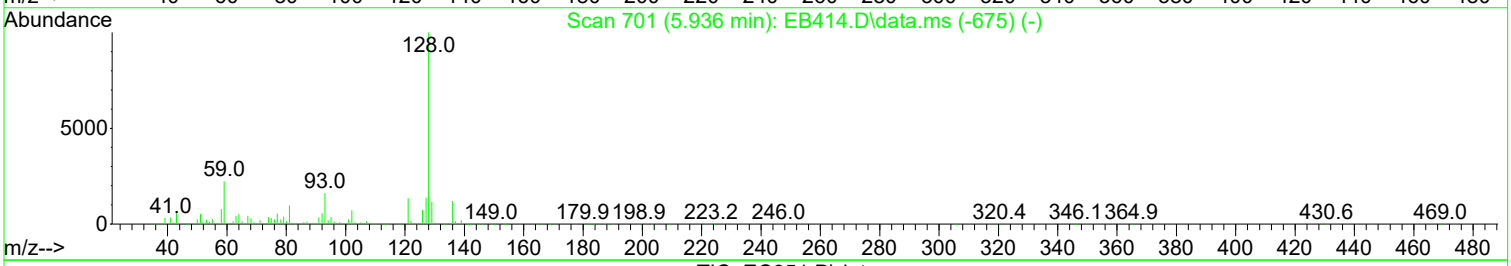

TIC: EC951.D\data.ms

(44) a,a-Dimethylphenethylamine (TM)

5.750min (-0.136) 5.73 ppm m

response 110615

Ion	Exp%	Act%
58.10	100.00	100.00
42.10	41.00	7.36
0.00	0.00	0.00
0.00	0.00	0.00

Manual Integration:

After

Poor integration.

04/16/21

Quantitation Report (Qedit)

1st DM 04/19/21
2nd BA 04/20/21

Data Path : I:\ACQUDATA\5973A\DATA\041621\
Data File : EC951.D
Acq On : 16 Apr 2021 12:48 pm
Operator : JMisiurewicz
Sample : 5 ppm STD
Misc : Initial Calibration 8270D/625
ALS Vial : 7 Sample Multiplier: 1

Quant Time: Apr 16 15:10:29 2021
Quant Method : I:\ACQUDATA\5973A\METHODS\8270041621A.M
Quant Title : 8270 BNA ANALYSIS
QLast Update : Fri Apr 16 15:09:57 2021
Response via : Initial Calibration

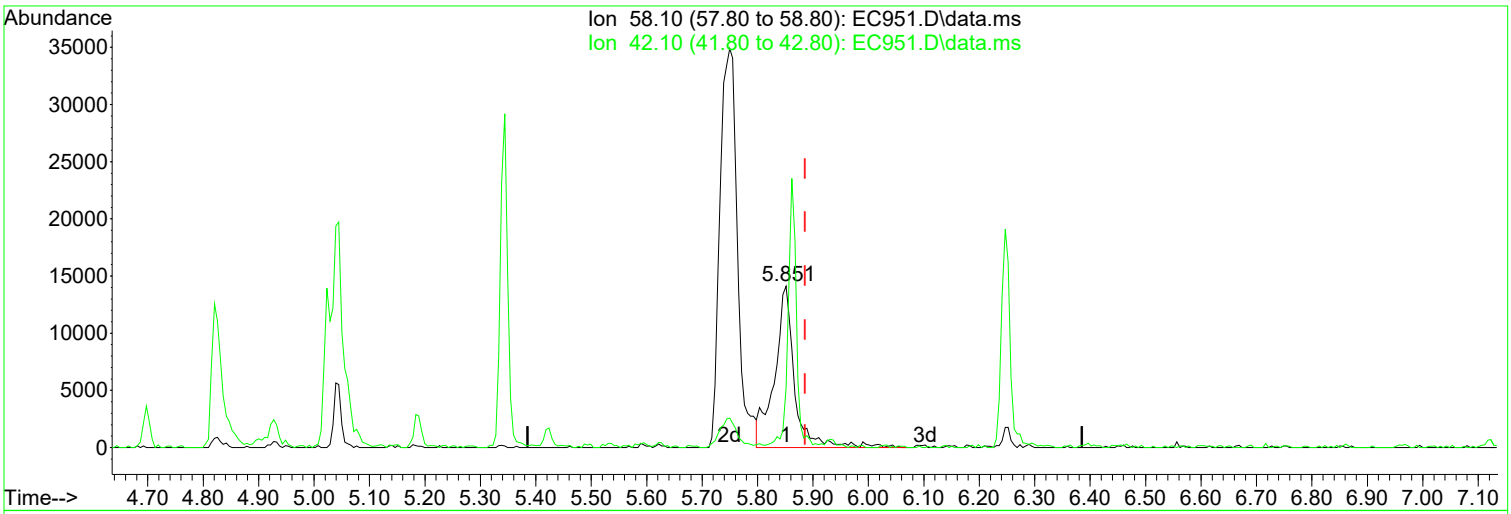

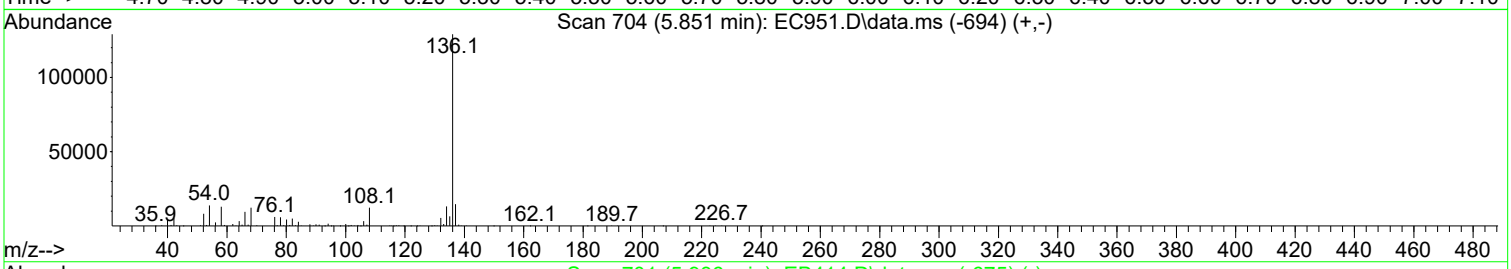

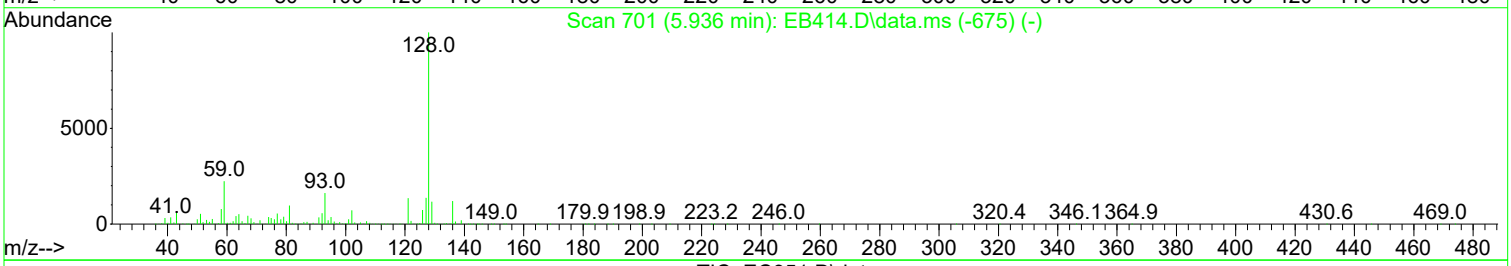

TIC: EC951.D\data.ms

(44) a,a-Dimethylphenethylamine (TM)

5.851min (-0.034) 1.85 ppm

response 35613

Ion	Exp%	Act%
58.10	100.00	100.00
42.10	41.00	39.40
0.00	0.00	0.00
0.00	0.00	0.00

Manual Integration:

Before

04/16/21

1st DM 04/19/21
2nd BA 04/20/21

Quantitation Report (QT Reviewed)

Data Path : I:\ACQUDATA\5973A\DATA\041621\
Data File : EC951.D
Acq On : 16 Apr 2021 12:48 pm
Operator : JMisiurewicz
Sample : 5 ppm STD
Misc : Initial Calibration 8270D/625
ALS Vial : 7 Sample Multiplier: 1

Quant Time: Apr 16 15:10:29 2021
Quant Method : I:\ACQUDATA\5973A\METHODS\8270041621A.M
Quant Title : 8270 BNA ANALYSIS
QLast Update : Fri Apr 16 15:09:57 2021
Response via : Initial Calibration

Compound	R.T.	QIon	Response	Conc	Units	Dev(Min)
Internal Standards						
1) d4-1,4-Dichlorobenzene	4.697	152	248699	40.00	ppm	0.00
34) d8-Naphthalene	5.862	136	951979	40.00	ppm	0.00
58) d10-Acenaphthene	7.571	164	526866	40.00	ppm	0.00
92) d10-Phenanthrene	9.035	188	881159	40.00	ppm	0.00
118) d12-Chrysene	12.256	240	832699	40.00	ppm	0.00
136) d12-Perylene	15.147	264	926559	40.00	ppm	0.00
System Monitoring Compounds						
8) SURR1,2-FLUOROPHENOL	3.613	112	40079	4.84	ppm	0.00
Spiked Amount 20.000	Range 10 - 70		Recovery	=	24.20%	
13) SURR2,PHENOL-D6	4.355	99	54548	5.06	ppm	0.00
Spiked Amount 20.000	Range 10 - 107		Recovery	=	25.30%	
35) SURR4,NITROBENZENE-D5	5.189	82	41659	4.46	ppm	0.00
Spiked Amount 10.000	Range 31 - 110		Recovery	=	44.60%	
64) SURR5,2-FLUOROBIPHENYL	6.904	172	97300	5.32	ppm	0.00
Spiked Amount 10.000	Range 31 - 118		Recovery	=	53.20%	
89) SURR3,2,4,6-TRIBROMOPH...	8.346	330	12770	3.99	ppm	0.00
Spiked Amount 20.000	Range 35 - 141		Recovery	=	19.95%#	
125) SURR6,TERPHENYL-D14	10.713	244	109324	5.49	ppm	0.00
Spiked Amount 10.000	Range 10 - 165		Recovery	=	54.90%	
Target Compounds						Qvalue
2) 1,4-Dioxane	2.331	88	17274	5.159	ppm	99
3) Pyridine	2.619	79	44272	4.875	ppm	97
4) N-Nitrosodimethylamine	2.577	74	24257	4.981	ppm	85
5) 2-Picoline	3.180	93	47152	5.122	ppm	98
6) N-Nitrosomethylamine	3.250	42	18883	4.380	ppm	98
7) Methyl Methansulfonate	3.479	80	24019	4.799	ppm	95
9) N-Nitrosodiethylamine	3.795	102	20821	4.954	ppm	94
10) Ethyl Mathanesulfonate	4.030	79	32883	5.383	ppm	100
11) Benzaldehyde	4.323	106	33613	5.454	ppm	96
12) Aniline	4.409	93	68644	5.297	ppm	89
14) Phenol	4.366	94	60605	5.180	ppm	90
15) bis(2-Clethyl)Ether	4.457	93	43511	5.297	ppm	98
16) Pentachloroethane	4.457	117	15788	4.837	ppm	96
17) 2-Chlorophenol	4.510	128	47849	4.909	ppm	97
18) 1,3-Diclbenzene	4.649	146	47329	4.902	ppm	96
19) 1,4-Dichlorobenzene	4.713	146	49374	4.998	ppm	97
20) 1,2-Diclbenzene	4.847	146	47515	5.096	ppm	98
21) Benzyl Alcohol	4.804	79	37120	5.194	ppm	99
22) 1-Methyl-2-pyrrolidinone	4.820	99	31833	5.461	ppm	93
23) 2,2'-oxybis(1-Chloropr...	4.927	45	54359	5.489	ppm	96
24) 2-Methylphenol	4.900	108	42833	5.105	ppm	99
25) 3+4-Methylphenol	5.039	108	45895	5.169	ppm	96
26) Acetophenone	5.050	105	61339	5.220	ppm	97
27) N-Nitroso-Di-n-propyla...	5.045	70	34034	5.229	ppm	93
28) N-Nitrosopyrrolidine	5.023	100	24122	5.132	ppm	94
29) N-Nitrosomorpholine	5.061	56	26839	5.143	ppm	97
30) o-Toluidine	5.082	106	73009	5.296	ppm	96
31) Hexachloroethane	5.151	117	18935	4.928	ppm	94
32) o,o,o-Triethylphosphor...	5.595	198	21119	4.973	ppm	94
33) Alpha-terpinol	5.883	121	12607	5.010	ppm	97
36) Nitrobenzene	5.205	77	42586	4.521	ppm	97
37) N-Nitrosopiperidine	5.344	42	26888	4.696	ppm	93
38) Isophorone	5.424	82	83900	5.133	ppm	96

1st DM 04/19/21
2nd BA 04/20/21

Data Path : I:\ACQUDATA\5973A\DATA\041621\
Data File : EC951.D
Acq On : 16 Apr 2021 12:48 pm
Operator : JMisiurewicz
Sample : 5 ppm STD
Misc : Initial Calibration 8270D/625
ALS Vial : 7 Sample Multiplier: 1

Quant Time: Apr 16 15:10:29 2021
Quant Method : I:\ACQUDATA\5973A\METHODS\8270041621A.M
Quant Title : 8270 BNA ANALYSIS
QLast Update : Fri Apr 16 15:09:57 2021
Response via : Initial Calibration

	Compound	R.T.	QIon	Response	Conc	Units		Dev(Min)
39)	2-Nitrophenol	5.499	139	20283	3.913	ppm		97
40)	2,4-Dimethylphenol	5.531	107	48152	4.979	ppm		91
41)	bis(-2-Chloroethoxy)Me...	5.622	93	52374	5.021	ppm		97
42)	Benzoic Acid	5.590	105	16612	5.011	ppm		96
43)	2,4-Dichlorophenol	5.723	162	36374	4.576	ppm		94
44)	a,a-Dimethylphenethyla...	5.750	58	110615m	5.735	ppm		
45)	1,2,4-Trichlorobenzene	5.809	180	40030	4.845	ppm		97
46)	Naphthalene	5.883	128	137646	5.286	ppm		96
47)	4-Chloroaniline	5.931	127	53059	4.917	ppm		99
48)	2,6-Dichlorophenol	5.937	162	34273	4.737	ppm		94
49)	Hexachlorobutadiene	6.001	225	21634	4.751	ppm		92
50)	Hexachloropropene	5.969	213	22819	4.435	ppm		95
51)	4-Chloro-3-methylphenol	6.391	107	38019	4.878	ppm		97
52)	N-N-di-n-butylamine	6.252	84	39539	6.055	ppm		93
53)	Caprolactam	6.241	113	14825	5.250	ppm		81
54)	p-Phenylenediamine	6.268	80	16912	5.063	ppm		98
55)	Safrole	6.460	162	30504	4.950	ppm		97
56)	2-Methylnaphthalene	6.551	142	91335	5.275	ppm		97
57)	1-Methylnaphthalene	6.647	142	86570	5.188	ppm		96
59)	Hexachlorocyclopentadiene	6.701	237	15896	3.602	ppm		100
60)	1,2,4,5-Tetrachloroben...	6.711	216	38362	4.891	ppm		98
61)	1,2,3,4-Tetrachloroben...	6.989	216	36346	4.804	ppm		97
62)	2,4,6-Trichlorophenol	6.824	196	24989	4.427	ppm		92
63)	2,4,5-Trichlorophenol	6.856	196	26552	4.636	ppm		97
65)	Isosafrole	6.968	104	14362	4.752	ppm	#	88
66)	1,1'-Biphenyl	7.005	154	106491	5.199	ppm		97
67)	2-Chloronaphthalene	7.021	162	83428	5.096	ppm		99
68)	2-Nitroaniline	7.117	65	20781	4.335	ppm		92
69)	1,4-Naphthoquinone	7.197	158	27409	5.387	ppm		96
70)	m-Dinitrobenzene	7.331	168	11138	4.054	ppm		90
71)	Acenaphthylene	7.427	152	126040	5.253	ppm		98
72)	Dimethyl phthalate	7.299	163	92334	5.402	ppm		97
73)	2,6-Dinitrotoluene	7.358	165	17444	4.447	ppm		94
74)	Acenaphthene	7.598	153	87500	5.184	ppm		99
75)	3-Nitroaniline	7.523	138	21103	4.558	ppm		98
76)	2,4-Dinitrophenol	7.630	184	4012	3.184	ppm		96
77)	Dibenzofuran	7.769	168	117853	5.249	ppm		95
78)	2,4-Dinitrotoluene	7.753	165	20853	4.043	ppm		90
79)	4-Nitrophenol	7.689	65	16036	3.825	ppm		97
80)	Pentachlorobenzene	7.732	250	34005	4.670	ppm		98
81)	1-Napthylamine	7.844	143	75242	5.539	ppm		97
82)	2-Napthylamine	7.924	143	80163	5.416	ppm		100
83)	2,3,4,6-Tetrachlorophenol	7.892	232	16704	4.037	ppm		94
84)	Fluorene	8.106	166	95968	5.312	ppm		99
85)	4-Chlorophenyl-phenyle...	8.106	204	43415	5.009	ppm		95
86)	Diethylphthalate	7.993	149	93309	5.603	ppm		99
87)	4-Nitroaniline	8.122	138	22668	4.348	ppm		97
88)	5-Nitro-o-toluidine	8.116	152	22883	4.423	ppm		93
90)	Sulfotepp	8.383	322	12891	4.393	ppm		92
91)	Octachlorocyclopentene	8.357	307	11523	3.753	ppm		83
93)	Thionazin	8.074	107	15199	5.530	ppm		96
94)	4,6-Dinitro-2-methylph...	8.154	198	8574	2.577	ppm		74
95)	Diphenylamine	8.223	169	147820	11.146	ppm		96
96)	1,2 Diphenylhydrazine	8.261	77	100938	5.654	ppm		91
97)	N-Nitrosodiphenylamine	8.223	169	147820	11.146	ppm		96
98)	1,3,5-Trinirobenzene	8.485	74	7287	2.957	ppm	#	77

Quantitation Report (QT Reviewed)

Data Path : I:\ACQUDATA\5973A\DATA\041621\
Data File : EC951.D
Acq On : 16 Apr 2021 12:48 pm
Operator : JMisiurewicz
Sample : 5 ppm STD
Misc : Initial Calibration 8270D/625
ALS Vial : 7 Sample Multiplier: 1

Quant Time: Apr 16 15:10:29 2021
Quant Method : I:\ACQUDATA\5973A\METHODS\8270041621A.M
Quant Title : 8270 BNA ANALYSIS
QLast Update : Fri Apr 16 15:09:57 2021
Response via : Initial Calibration

	Compound	R.T.	QIon	Response	Conc	Units	Dev(Min)
99)	Diallate	8.506	86	33801	5.783	ppm	98
100)	Phorate	8.517	121	18027	5.419	ppm	98
101)	Phenacetin	8.522	108	45248	5.036	ppm	97
102)	4-Bromophenyl-phenylether	8.592	248	26515	5.244	ppm	99
103)	Hexachlorobenzene	8.651	284	30209	5.026	ppm	96
104)	Dimethoate	8.677	87	31290	5.918	ppm	97
105)	Atrazine	8.752	215	11665	5.087	ppm	94
106)	Pentachlorophenol	8.848	266	6978	1.877	ppm	85
107)	4-Aminobiphenyl	8.843	169	95596	5.166	ppm	99
108)	Pentachloronitrobenzene	8.854	237	7701	4.032	ppm	90
109)	Pronamide	8.902	173	39916	5.188	ppm	98
110)	Dinoseb	9.024	211	10312	2.584	ppm	91
111)	Disulfoton	9.035	88	53475	5.499	ppm	88
112)	Phenanthrene	9.057	178	129290	5.319	ppm	98
113)	Anthracene	9.110	178	120221	5.207	ppm	99
114)	Carbazole	9.265	167	120219	5.072	ppm	99
115)	Di-n-butylphthalate	9.612	149	152468	5.724	ppm	99
116)	4-Nitroquinonline-1-oxide	9.820	190	5838	2.777	ppm	91
117)	Fluoranthene	10.259	202	135032	5.083	ppm	96
119)	Methyl Parathion	9.404	109	18211	4.556	ppm	94
120)	Ethyl Parathion	9.788	97	15332	4.683	ppm	98
121)	Methapyrilene	9.901	58	39441	5.556	ppm	97
122)	Isodrin	10.098	193	12458	5.245	ppm	94
123)	Benzidine	10.413	184	73418	4.986	ppm	97
124)	Pyrene	10.520	202	144119	5.533	ppm	99
126)	Aramite	10.782	185	9130m	5.312	ppm	
127)	p-(Dimethylamino)azobe...	10.889	120	40402	5.440	ppm	95
128)	Chlorobenzilate	10.953	139	42405	5.070	ppm	96
129)	Butyl benzyl phthalate	11.380	149	72907	5.684	ppm	96
130)	3,3-Dimethylbenzidine	11.354	212	80991	4.899	ppm	98
131)	2-Acetylaminofluorene	11.728	181	49290	4.570	ppm	96
132)	3,3'-Dichlorobenzidine	12.214	252	47657	4.542	ppm	96
133)	Benzo(a)anthracene	12.240	228	137749	5.093	ppm	98
134)	Chrysene	12.299	228	128637	5.013	ppm	97
135)	bis(2-Ethylhexyl)phtha...	12.358	149	97988	5.967	ppm	99
137)	Di-n-octyl phthalate	13.667	149	154567	5.744	ppm	97
138)	7,12-Dimethylbenz(a)an...	14.324	256	62729	4.829	ppm	97
139)	Benzo(b)Fluoranthene	14.319	252	128249	4.514	ppm	96
140)	Benzo(k)fluoranthene	14.377	252	131589	5.029	ppm	97
141)	Benzo(a)pyrene	15.013	252	97484	4.537	ppm	95
142)	3-Methylcholanthrene	15.804	268	54316	3.796	ppm	98
143)	Indeno(1,2,3-cd)Pyrene	17.107	276	99877	4.229	ppm	93
144)	Dibenz(a,h)anthracene	17.161	278	100794	4.037	ppm	95
145)	Benzo(g,h,i)perylene	17.551	276	96734	4.629	ppm	97

(#) = qualifier out of range (m) = manual integration (+) = signals summed

Quantitation Report (QT Reviewed)

Data Path : I:\ACQUDATA\5973A\DATA\041621\
Data File : EC951.D
Acq On : 16 Apr 2021 12:48 pm
Operator : JMisiurewicz
Sample : 5 ppm STD
Misc : Initial Calibration 8270D/625
ALS Vial : 7 Sample Multiplier: 1

Quant Time: Apr 16 15:10:29 2021
Quant Method : I:\ACQUDATA\5973A\METHODS\8270041621A.M
Quant Title : 8270 BNA ANALYSIS
QLast Update : Fri Apr 16 15:09:57 2021
Response via : Initial Calibration

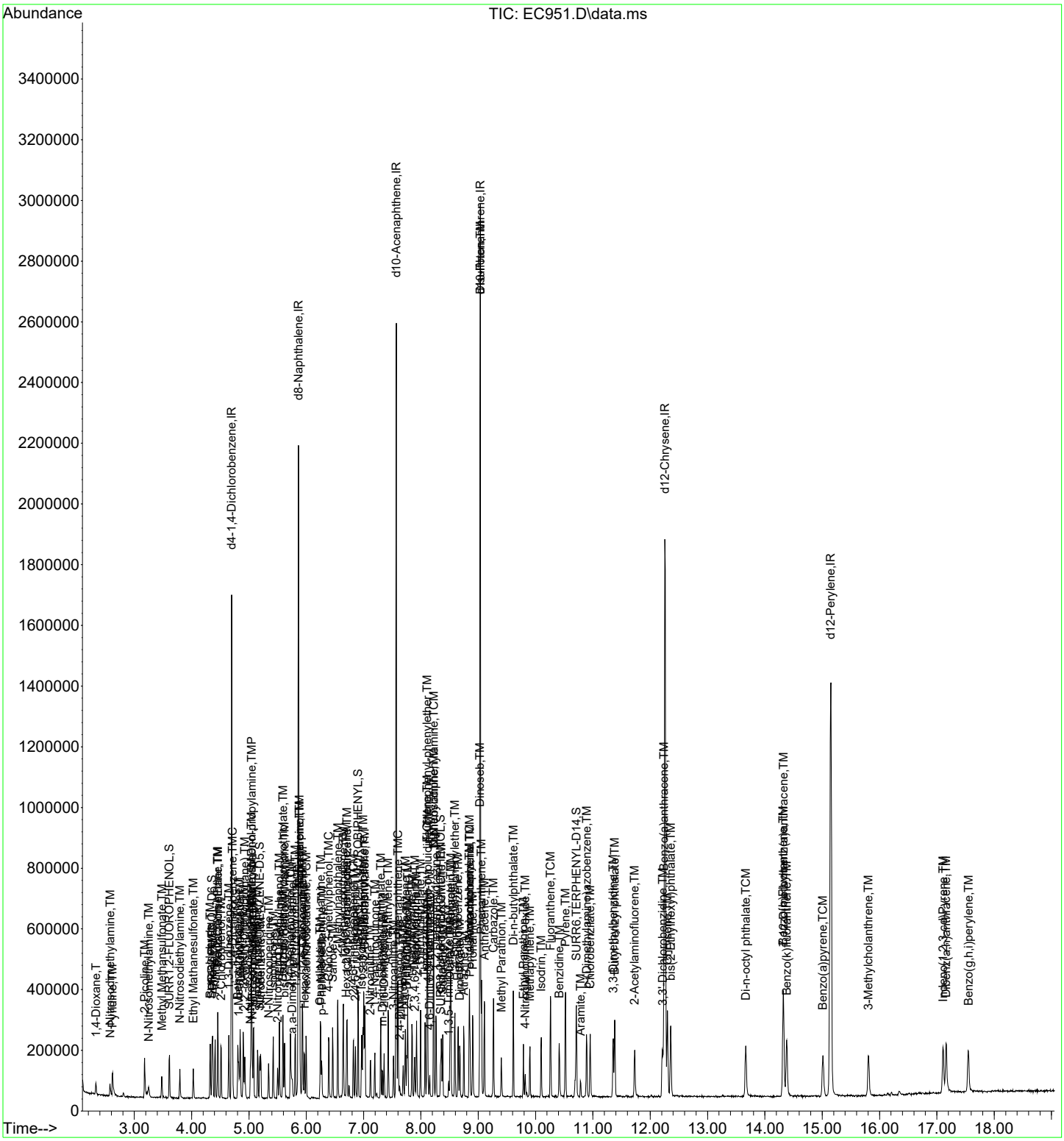

Quantitation Report (Qedit)

1st DM 04/19/21
2nd BA 04/20/21

Data Path : I:\ACQUDATA\5973A\DATA\041621\
Data File : EC952.D
Acq On : 16 Apr 2021 1:16 pm
Operator : JMisiurewicz
Sample : 10 ppm STD
Misc : Initial Calibration 8270D/625
ALS Vial : 8 Sample Multiplier: 1

Quant Time: Apr 16 15:10:35 2021
Quant Method : I:\ACQUDATA\5973A\METHODS\8270041621A.M
Quant Title : 8270 BNA ANALYSIS
QLast Update : Fri Apr 16 15:09:57 2021
Response via : Initial Calibration

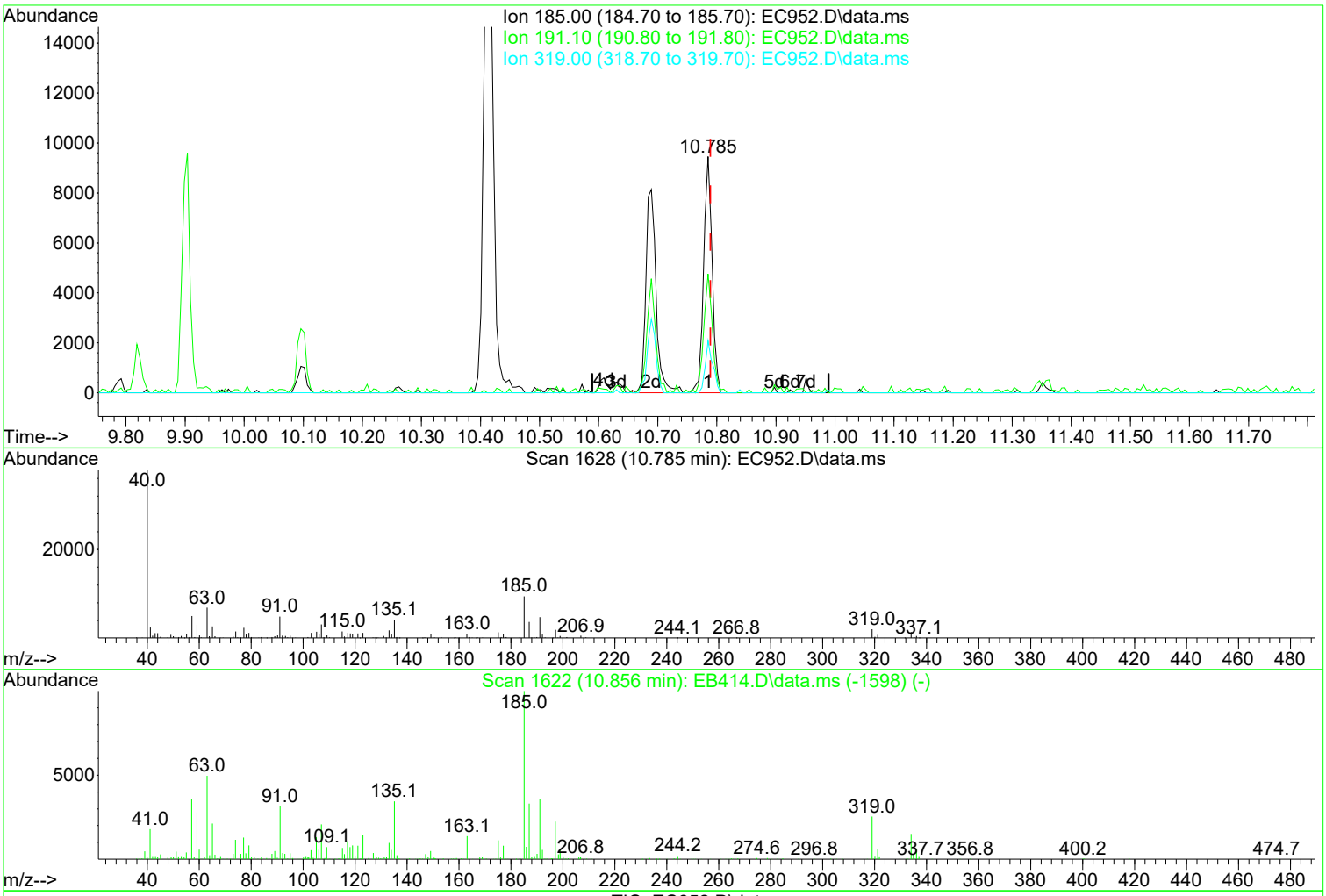

TIC: EC952.D\data.ms

(126) Aramite (TM)

10.785min (-0.005) 10.47 ppm m

response 19279

Ion	Exp%	Act%
185.00	100.00	100.00
191.10	41.40	50.29
319.00	17.90	22.02
0.00	0.00	0.00

Manual Integration:

After

Split Peak.

04/16/21

Quantitation Report (Qedit)

1st DM 04/19/21
2nd BA 04/20/21

Data Path : I:\ACQUDATA\5973A\DATA\041621\
Data File : EC952.D
Acq On : 16 Apr 2021 1:16 pm
Operator : JMisiurewicz
Sample : 10 ppm STD
Misc : Initial Calibration 8270D/625
ALS Vial : 8 Sample Multiplier: 1

Quant Time: Apr 16 15:10:35 2021
Quant Method : I:\ACQUDATA\5973A\METHODS\8270041621A.M
Quant Title : 8270 BNA ANALYSIS
QLast Update : Fri Apr 16 15:09:57 2021
Response via : Initial Calibration

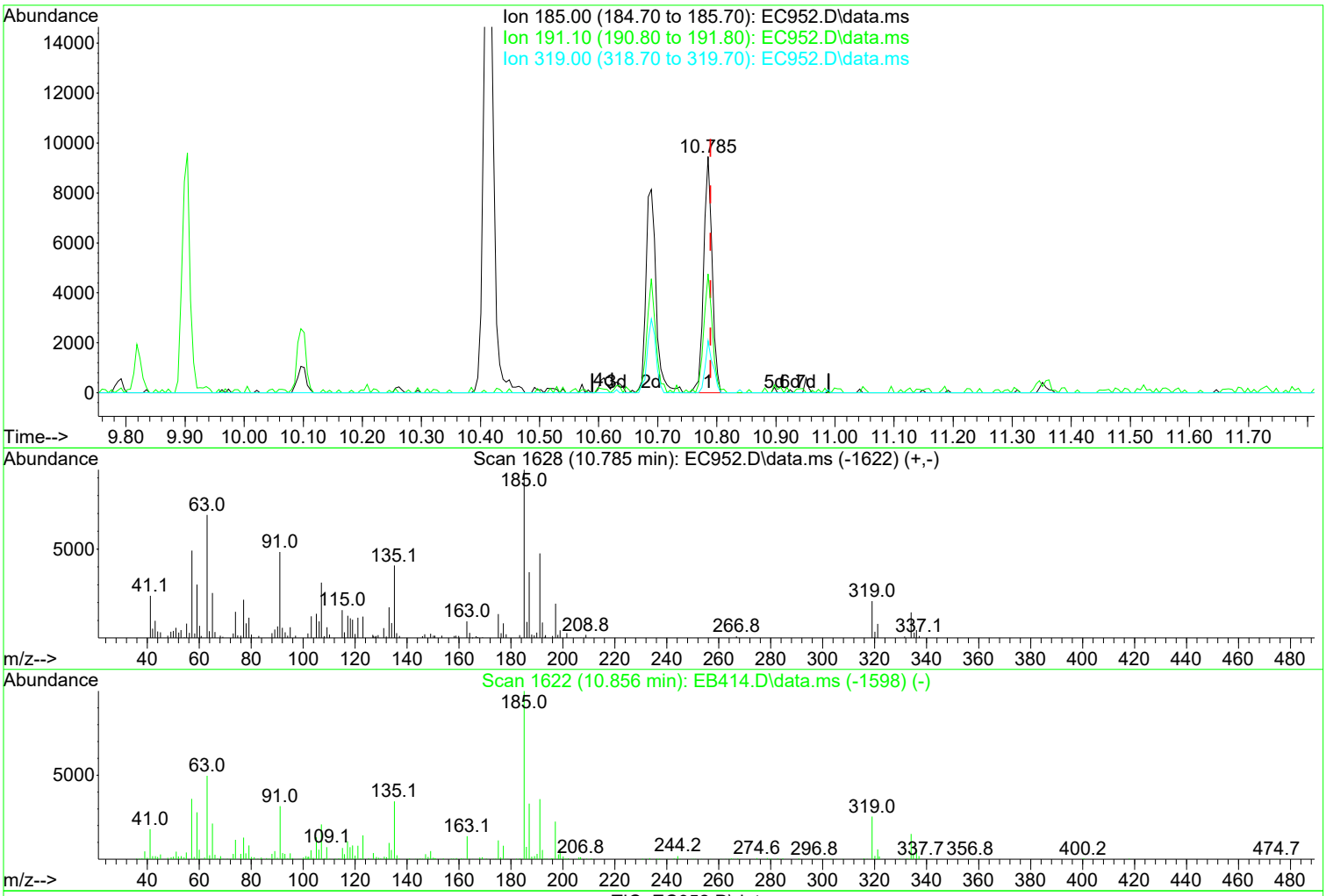

TIC: EC952.D\data.ms

(126) Aramite (TM)

10.785min (-0.005) 5.13 ppm

response 9458

Ion	Exp%	Act%
185.00	100.00	100.00
191.10	41.40	49.52
319.00	17.90	22.02
0.00	0.00	0.00

Manual Integration:

Before

04/16/21

Quantitation Report (Qedit)

Data Path : I:\ACQUDATA\5973A\DATA\041621\
Data File : EC952.D
Acq On : 16 Apr 2021 1:16 pm
Operator : JMisiurewicz
Sample : 10 ppm STD
Misc : Initial Calibration 8270D/625
ALS Vial : 8 Sample Multiplier: 1

Quant Time: Apr 16 15:10:35 2021
Quant Method : I:\ACQUDATA\5973A\METHODS\8270041621A.M
Quant Title : 8270 BNA ANALYSIS
QLast Update : Fri Apr 16 15:09:57 2021
Response via : Initial Calibration

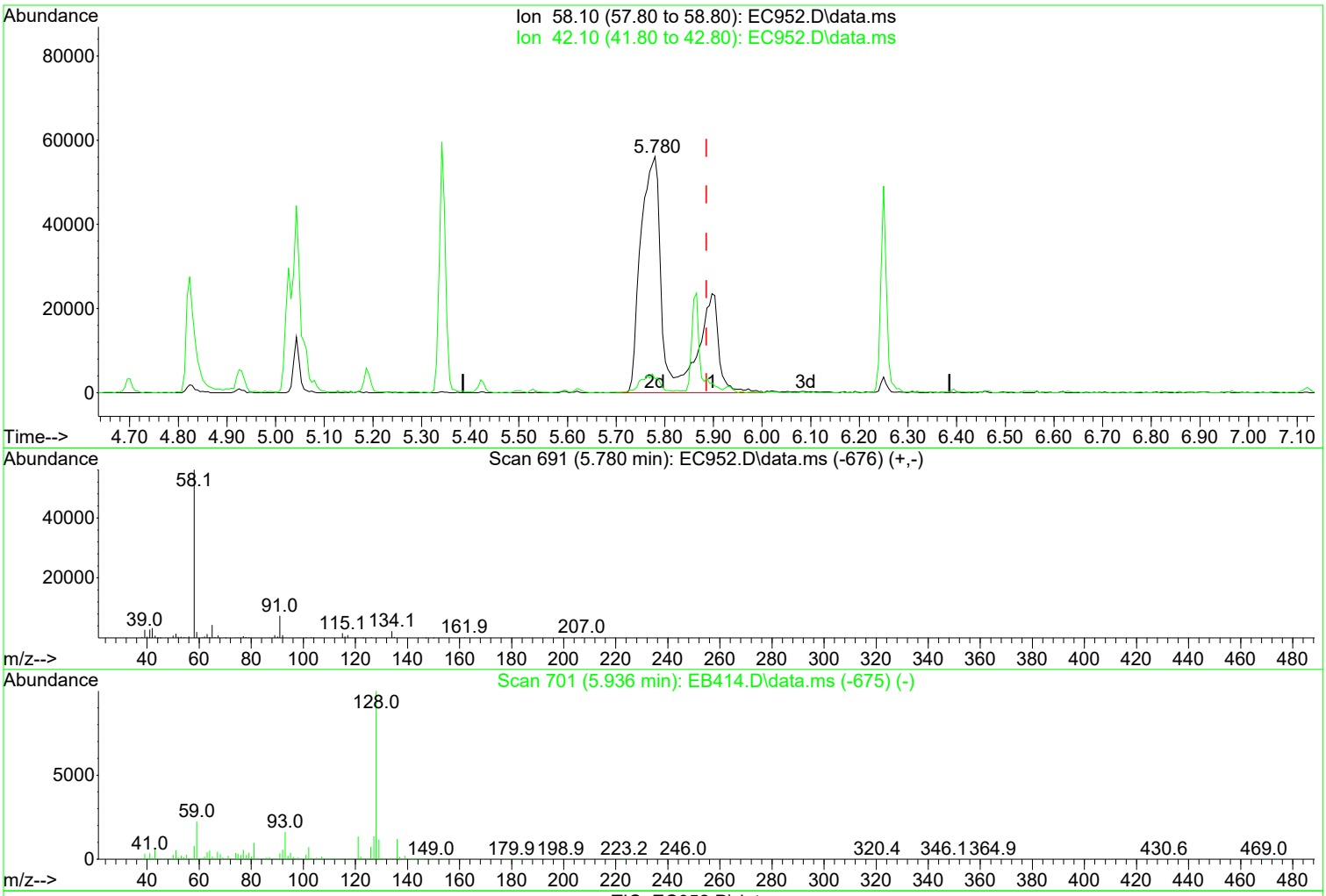

TIC: EC952.D\data.ms

(44) a,a-Dimethylphenethylamine (TM)

5.780min (-0.106) 11.29 ppm m

response 224841

Ion	Exp%	Act%
58.10	100.00	100.00
42.10	41.00	5.98
0.00	0.00	0.00
0.00	0.00	0.00

Manual Integration:

After

Poor integration.

04/16/21

Quantitation Report (Qedit)

1st DM 04/19/21
2nd BA 04/20/21

Data Path : I:\ACQUDATA\5973A\DATA\041621\
Data File : EC952.D
Acq On : 16 Apr 2021 1:16 pm
Operator : JMisiurewicz
Sample : 10 ppm STD
Misc : Initial Calibration 8270D/625
ALS Vial : 8 Sample Multiplier: 1

Quant Time: Apr 16 15:10:35 2021
Quant Method : I:\ACQUDATA\5973A\METHODS\8270041621A.M
Quant Title : 8270 BNA ANALYSIS
QLast Update : Fri Apr 16 15:09:57 2021
Response via : Initial Calibration

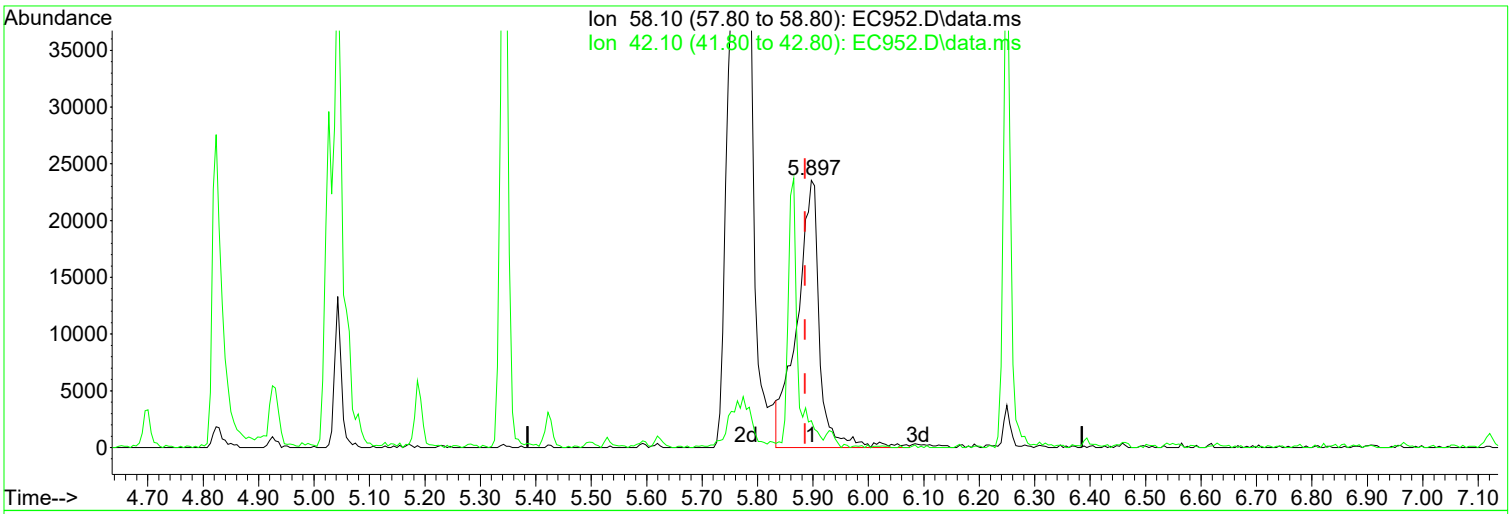

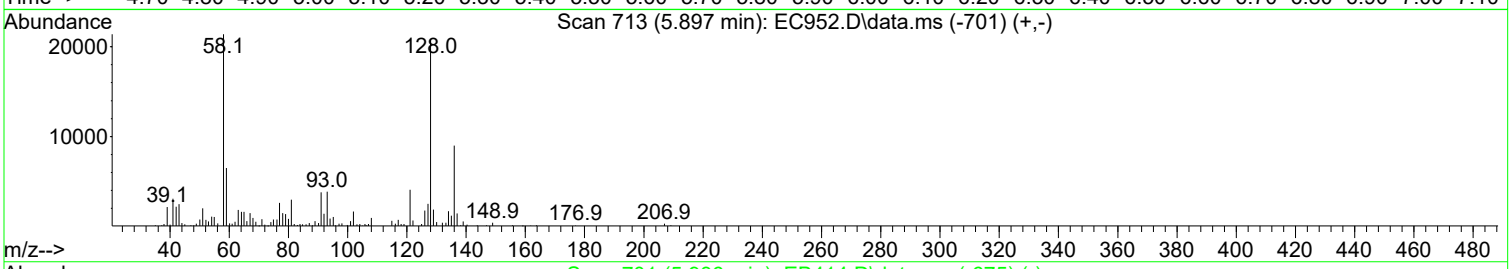

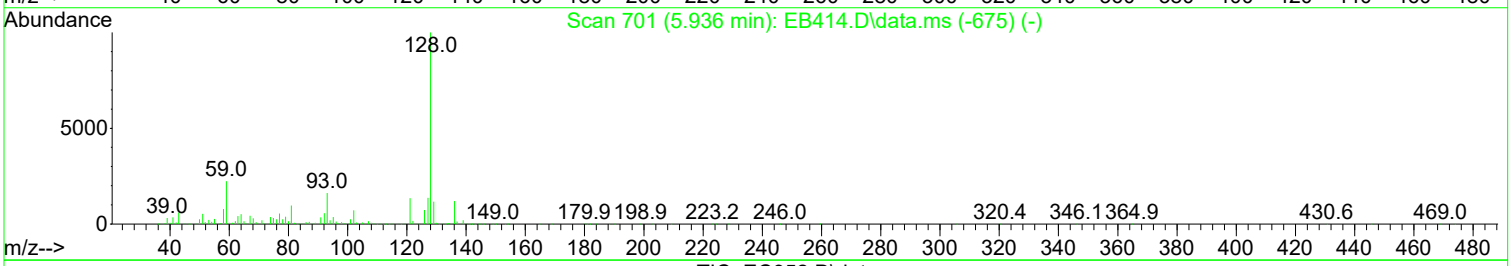

TIC: EC952.D\data.ms

(44) a,a-Dimethylphenethylamine (TM)

5.897min (+ 0.011) 3.35 ppm

response 66711

Ion	Exp%	Act%
58.10	100.00	100.00
42.10	41.00	10.12
0.00	0.00	0.00
0.00	0.00	0.00

Manual Integration:

Before

04/16/21

Quantitation Report (QT Reviewed)

Data Path : I:\ACQUDATA\5973A\DATA\041621\
Data File : EC952.D
Acq On : 16 Apr 2021 1:16 pm
Operator : JMisiurewicz
Sample : 10 ppm STD
Misc : Initial Calibration 8270D/625
ALS Vial : 8 Sample Multiplier: 1

Quant Time: Apr 16 15:10:35 2021
Quant Method : I:\ACQUDATA\5973A\METHODS\8270041621A.M
Quant Title : 8270 BNA ANALYSIS
QLast Update : Fri Apr 16 15:09:57 2021
Response via : Initial Calibration

Compound	R.T.	QIon	Response	Conc Units	Dev(Min)
Internal Standards					
1) d4-1,4-Dichlorobenzene	4.701	152	255496	40.00 ppm	0.00
34) d8-Naphthalene	5.865	136	983249	40.00 ppm	0.00
58) d10-Acenaphthene	7.569	164	541019	40.00 ppm	0.00
92) d10-Phenanthrene	9.033	188	870196	40.00 ppm	0.00
118) d12-Chrysene	12.260	240	892509	40.00 ppm	0.00
136) d12-Perylene	15.150	264	892219	40.00 ppm	0.00
System Monitoring Compounds					
8) SURR1,2-FLUOROPHENOL	3.611	112	82513	9.69 ppm	0.00
Spiked Amount 20.000	Range 10 - 70		Recovery = 48.45%		
13) SURR2,PHENOL-D6	4.359	99	109981	9.94 ppm	0.00
Spiked Amount 20.000	Range 10 - 107		Recovery = 49.70%		
35) SURR4,NITROBENZENE-D5	5.187	82	83434	8.65 ppm	0.00
Spiked Amount 10.000	Range 31 - 110		Recovery = 86.50%		
64) SURR5,2-FLUOROBIPHENYL	6.907	172	181848	9.69 ppm	0.00
Spiked Amount 10.000	Range 31 - 118		Recovery = 96.90%		
89) SURR3,2,4,6-TRIBROMOPH...	8.344	330	23279	7.09 ppm	0.00
Spiked Amount 20.000	Range 35 - 141		Recovery = 35.45%		
125) SURR6,TERPHENYL-D14	10.710	244	213894	10.02 ppm	0.00
Spiked Amount 10.000	Range 10 - 165		Recovery = 100.20%		
Target Compounds					Qvalue
2) 1,4-Dioxane	2.329	88	33370	9.701 ppm	98
3) Pyridine	2.612	79	90051	9.653 ppm	95
4) N-Nitrosodimethylamine	2.574	74	49578	9.909 ppm	88
5) 2-Picoline	3.178	93	92638	9.795 ppm	99
6) N-Nitrosomethylamine	3.253	42	38270	8.640 ppm	83
7) Methyl Methansulfonate	3.477	80	50328	9.789 ppm	98
9) N-Nitrosodiethylamine	3.792	102	41685	9.655 ppm	92
10) Ethyl Mathanesulfonate	4.027	79	63363	10.097 ppm	98
11) Benzaldehyde	4.327	106	65466	10.340 ppm	98
12) Aniline	4.407	93	131529	9.880 ppm	81
14) Phenol	4.369	94	114458	9.522 ppm	97
15) bis(2-Clethyl)Ether	4.455	93	81828	9.696 ppm	98
16) Pentachloroethane	4.455	117	31400	9.365 ppm	92
17) 2-Chlorophenol	4.514	128	94905	9.478 ppm	98
18) 1,3-Diclbenzene	4.647	146	94473	9.524 ppm	98
19) 1,4-Dichlorobenzene	4.711	146	96913	9.549 ppm	97
20) 1,2-Diclbenzene	4.850	146	90790	9.478 ppm	98
21) Benzyl Alcohol	4.807	79	70532	9.607 ppm	95
22) 1-Methyl-2-pyrrolidinone	4.823	99	59274	9.898 ppm	90
23) 2,2'-oxybis(1-Chloropr...	4.925	45	106625	10.481 ppm	97
24) 2-Methylphenol	4.904	108	83906	9.734 ppm	98
25) 3+4-Methylphenol	5.042	108	90530	9.924 ppm	97
26) Acetophenone	5.048	105	118695	9.832 ppm	92
27) N-Nitroso-Di-n-propyla...	5.042	70	67169	10.045 ppm	98
28) N-Nitrosopyrrolidine	5.026	100	46812	9.693 ppm	90
29) N-Nitrosomorpholine	5.058	56	52593	9.810 ppm	96
30) o-Toluidine	5.080	106	142950	10.094 ppm	98
31) Hexachloroethane	5.155	117	36805	9.325 ppm	99
32) o,o,o-Triethylphosphor...	5.593	198	41520	9.516 ppm	90
33) Alpha-terpinol	5.886	121	25688	9.936 ppm	93
36) Nitrobenzene	5.208	77	83189	8.551 ppm	97
37) N-Nitrosopiperidine	5.342	42	52994	8.961 ppm	93
38) Isophorone	5.422	82	162516	9.626 ppm	96

Quantitation Report (QT Reviewed)

Data Path : I:\ACQUDATA\5973A\DATA\041621\
Data File : EC952.D
Acq On : 16 Apr 2021 1:16 pm
Operator : JMisiurewicz
Sample : 10 ppm STD
Misc : Initial Calibration 8270D/625
ALS Vial : 8 Sample Multiplier: 1

Quant Time: Apr 16 15:10:35 2021
Quant Method : I:\ACQUDATA\5973A\METHODS\8270041621A.M
Quant Title : 8270 BNA ANALYSIS
QLast Update : Fri Apr 16 15:09:57 2021
Response via : Initial Calibration

	Compound	R.T.	QIon	Response	Conc	Units		Dev(Min)
39)	2-Nitrophenol	5.502	139	42944	8.020	ppm		99
40)	2,4-Dimethylphenol	5.534	107	96687	9.679	ppm		99
41)	bis(-2-Chloroethoxy)Me...	5.625	93	103259	9.585	ppm		96
42)	Benzoic Acid	5.598	105	54764	11.473	ppm		99
43)	2,4-Dichlorophenol	5.726	162	73578	8.963	ppm		98
44)	a,a-Dimethylphenethyla...	5.780	58	224841m	11.286	ppm		
45)	1,2,4-Trichlorobenzene	5.806	180	78192	9.162	ppm		95
46)	Naphthalene	5.881	128	263414	9.794	ppm		97
47)	4-Chloroaniline	5.929	127	103043	9.245	ppm		99
48)	2,6-Dichlorophenol	5.940	162	67020	8.968	ppm		90
49)	Hexachlorobutadiene	5.999	225	42096	8.951	ppm		95
50)	Hexachloropropene	5.967	213	43609	8.207	ppm		95
51)	4-Chloro-3-methylphenol	6.394	107	77389	9.614	ppm		98
52)	N-N-di-n-butylamine	6.250	84	76384	11.326	ppm		88
53)	Caprolactam	6.250	113	27596	9.462	ppm	#	19
54)	p-Phenylenediamine	6.271	80	35960	10.424	ppm		99
55)	Safrole	6.463	162	60519	9.509	ppm		98
56)	2-Methylnaphthalene	6.549	142	169695	9.489	ppm		99
57)	1-Methylnaphthalene	6.645	142	163895	9.510	ppm		99
59)	Hexachlorocyclopentadiene	6.704	237	33744	7.115	ppm		99
60)	1,2,4,5-Tetrachloroben...	6.709	216	72324	8.980	ppm		97
61)	1,2,3,4-Tetrachloroben...	6.987	216	72432	9.323	ppm		99
62)	2,4,6-Trichlorophenol	6.821	196	48362	8.343	ppm		94
63)	2,4,5-Trichlorophenol	6.859	196	53036	9.017	ppm		95
65)	Isosafrole	6.966	104	29267	9.430	ppm	#	88
66)	1,1'-Biphenyl	7.003	154	207893	9.884	ppm		99
67)	2-Chloronaphthalene	7.024	162	158522	9.429	ppm		99
68)	2-Nitroaniline	7.121	65	44279	8.996	ppm		97
69)	1,4-Naphthoquinone	7.195	158	55672	10.656	ppm		95
70)	m-Dinitrobenzene	7.329	168	22290	7.900	ppm		94
71)	Acenaphthylene	7.430	152	243463	9.882	ppm		99
72)	Dimethyl phthalate	7.302	163	182058	10.372	ppm		96
73)	2,6-Dinitrotoluene	7.361	165	34415	8.545	ppm		91
74)	Acenaphthene	7.601	153	167710	9.676	ppm		99
75)	3-Nitroaniline	7.521	138	42466	8.932	ppm		95
76)	2,4-Dinitrophenol	7.628	184	11340	6.867	ppm		88
77)	Dibenzofuran	7.772	168	227732	9.877	ppm		94
78)	2,4-Dinitrotoluene	7.756	165	42088	7.946	ppm		96
79)	4-Nitrophenol	7.692	65	33524	7.787	ppm		98
80)	Pentachlorobenzene	7.730	250	65919	8.815	ppm		94
81)	1-Napthylamine	7.847	143	142188	10.193	ppm		99
82)	2-Napthylamine	7.922	143	150326	9.891	ppm		99
83)	2,3,4,6-Tetrachlorophenol	7.890	232	33304	7.838	ppm		92
84)	Fluorene	8.109	166	185355	9.992	ppm		99
85)	4-Chlorophenyl-phenyle...	8.109	204	86123	9.677	ppm		99
86)	Diethylphthalate	7.997	149	166749	9.750	ppm		97
87)	4-Nitroaniline	8.120	138	49674	9.280	ppm		95
88)	5-Nitro-o-toluidine	8.114	152	44638	8.401	ppm		82
90)	Sulfotepp	8.381	322	27035	8.972	ppm		94
91)	Octachlorocyclopentene	8.360	307	25542	8.102	ppm		95
93)	Thionazin	8.071	107	29022	10.693	ppm		95
94)	4,6-Dinitro-2-methylph...	8.152	198	21937	6.675	ppm		92
95)	Diphenylamine	8.221	169	281790	21.515	ppm		95
96)	1,2 Diphenylhydrazine	8.264	77	199356	11.307	ppm		95
97)	N-Nitrosodiphenylamine	8.221	169	281790	21.515	ppm		95
98)	1,3,5-Trinirobenzene	8.488	74	17072	7.016	ppm		86

Quantitation Report (QT Reviewed)

Data Path : I:\ACQUDATA\5973A\DATA\041621\
Data File : EC952.D
Acq On : 16 Apr 2021 1:16 pm
Operator : JMisiurewicz
Sample : 10 ppm STD
Misc : Initial Calibration 8270D/625
ALS Vial : 8 Sample Multiplier: 1

Quant Time: Apr 16 15:10:35 2021
Quant Method : I:\ACQUDATA\5973A\METHODS\8270041621A.M
Quant Title : 8270 BNA ANALYSIS
QLast Update : Fri Apr 16 15:09:57 2021
Response via : Initial Calibration

	Compound	R.T.	QIon	Response	Conc	Units	Dev(Min)
99)	Diallate	8.509	86	66604	11.539	ppm	94
100)	Phorate	8.515	121	35260	10.732	ppm	98
101)	Phenacetin	8.525	108	92616	10.438	ppm	96
102)	4-Bromophenyl-phenylether	8.590	248	51100	10.233	ppm	92
103)	Hexachlorobenzene	8.648	284	57123	9.624	ppm	98
104)	Dimethoate	8.680	87	63675	12.195	ppm	94
105)	Atrazine	8.750	215	24955	11.019	ppm	92
106)	Pentachlorophenol	8.846	266	16171	4.406	ppm	97
107)	4-Aminobiphenyl	8.846	169	193749	10.602	ppm	99
108)	Pentachloronitrobenzene	8.857	237	16402	8.696	ppm	99
109)	Pronamide	8.905	173	83260	10.958	ppm	99
110)	Dinoseb	9.022	211	24966	6.336	ppm	98
111)	Disulfoton	9.033	88	107429	11.185	ppm	92
112)	Phenanthrene	9.060	178	243424	10.142	ppm	99
113)	Anthracene	9.108	178	235213	10.316	ppm	99
114)	Carbazole	9.268	167	246181	10.517	ppm	98
115)	Di-n-butylphthalate	9.610	149	311901	11.857	ppm	98
116)	4-Nitroquinonline-1-oxide	9.824	190	13997	6.743	ppm	94
117)	Fluoranthene	10.262	202	269835	10.285	ppm	97
119)	Methyl Parathion	9.402	109	41393	9.661	ppm	93
120)	Ethyl Parathion	9.786	97	31790	9.058	ppm	92
121)	Methapyrilene	9.898	58	84382	11.090	ppm	97
122)	Isodrin	10.096	193	25725	10.104	ppm	96
123)	Benzidine	10.411	184	158243	10.027	ppm	96
124)	Pyrene	10.518	202	284133	10.177	ppm	99
126)	Aramite	10.785	185	19279m	10.465	ppm	
127)	p-(Dimethylamino)azobe...	10.887	120	85396	10.727	ppm	93
128)	Chlorobenzilate	10.951	139	89191	9.949	ppm	90
129)	Butyl benzyl phthalate	11.384	149	148156	10.777	ppm	98
130)	3,3-Dimethylbenzidine	11.352	212	176444	9.957	ppm	98
131)	2-Acetylaminofluorene	11.731	181	97439	8.428	ppm	93
132)	3,3'-Dichlorobenzidine	12.212	252	100984	8.980	ppm	98
133)	Benzo(a)anthracene	12.238	228	278168	9.596	ppm	99
134)	Chrysene	12.302	228	270706	9.842	ppm	99
135)	bis(2-Ethylhexyl)phtha...	12.356	149	202372	11.498	ppm	97
137)	Di-n-octyl phthalate	13.665	149	309917	11.960	ppm	96
138)	7,12-Dimethylbenz(a)an...	14.327	256	125529	10.035	ppm	98
139)	Benzo(b)Fluoranthene	14.322	252	263442	9.630	ppm	95
140)	Benzo(k)fluoranthene	14.380	252	256132	10.165	ppm	98
141)	Benzo(a)pyrene	15.016	252	200858	9.708	ppm	97
142)	3-Methylcholanthrene	15.807	268	126786	9.201	ppm	97
143)	Indeno(1,2,3-cd)Pyrene	17.110	276	208587	9.173	ppm	92
144)	Dibenz(a,h)anthracene	17.164	278	223840	9.310	ppm	97
145)	Benzo(g,h,i)perylene	17.548	276	198217	9.851	ppm	92

(#) = qualifier out of range (m) = manual integration (+) = signals summed

Quantitation Report (QT Reviewed)

Data Path : I:\ACQUDATA\5973A\DATA\041621\
Data File : EC952.D
Acq On : 16 Apr 2021 1:16 pm
Operator : JMisiurewicz
Sample : 10 ppm STD
Misc : Initial Calibration 8270D/625
ALS Vial : 8 Sample Multiplier: 1

Quant Time: Apr 16 15:10:35 2021
Quant Method : I:\ACQUDATA\5973A\METHODS\8270041621A.M
Quant Title : 8270 BNA ANALYSIS
QLast Update : Fri Apr 16 15:09:57 2021
Response via : Initial Calibration

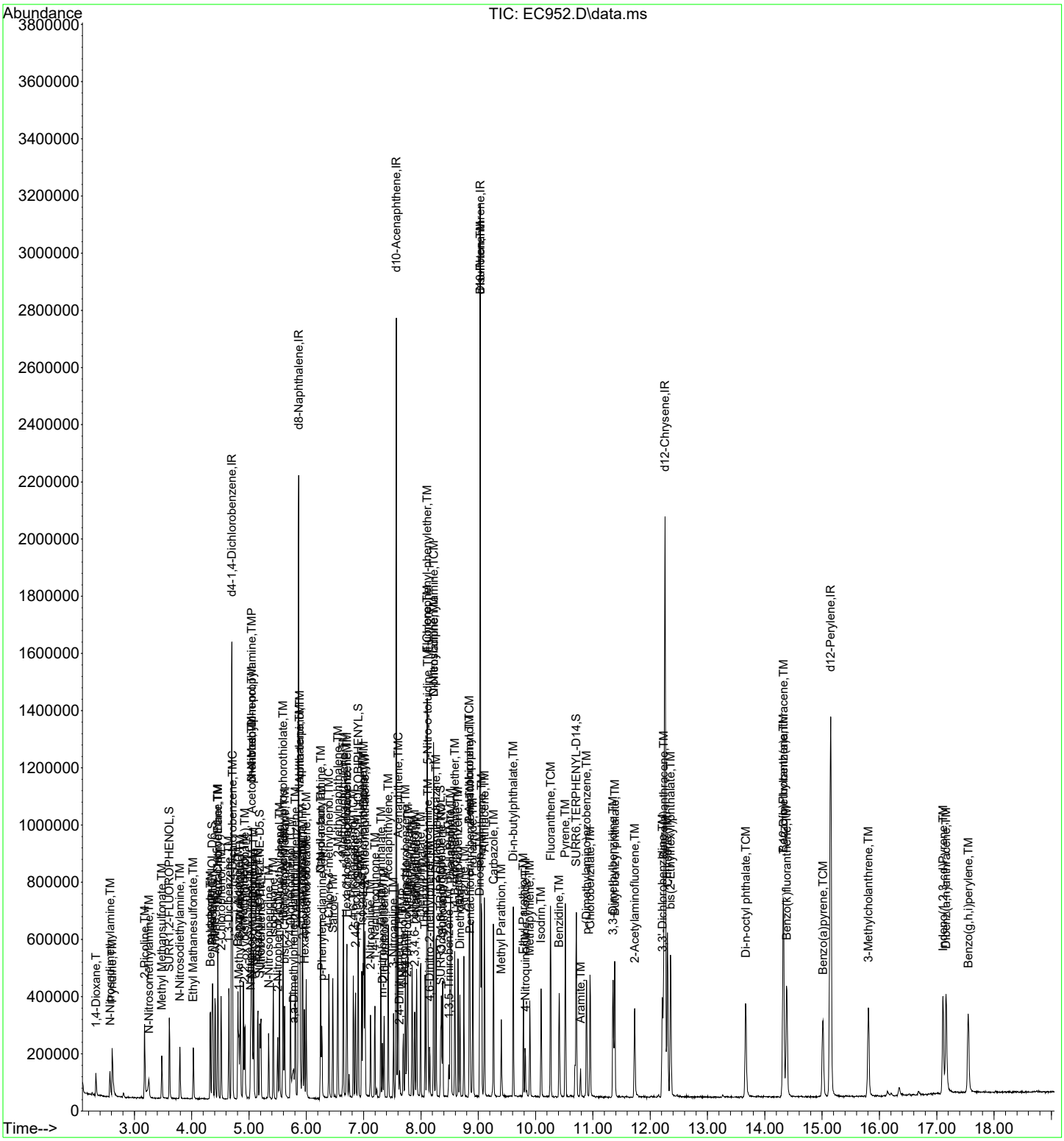

Quantitation Report (Qedit)

1st DM 04/19/21
2nd BA 04/20/21

Data Path : I:\ACQUDATA\5973A\DATA\041621\
Data File : EC953.D
Acq On : 16 Apr 2021 1:47 pm
Operator : JMisiurewicz
Sample : 20 ppm STD
Misc : Initial Calibration 8270D/625
ALS Vial : 9 Sample Multiplier: 1

Quant Time: Apr 16 15:10:41 2021
Quant Method : I:\ACQUDATA\5973A\METHODS\8270041621A.M
Quant Title : 8270 BNA ANALYSIS
QLast Update : Fri Apr 16 15:09:57 2021
Response via : Initial Calibration

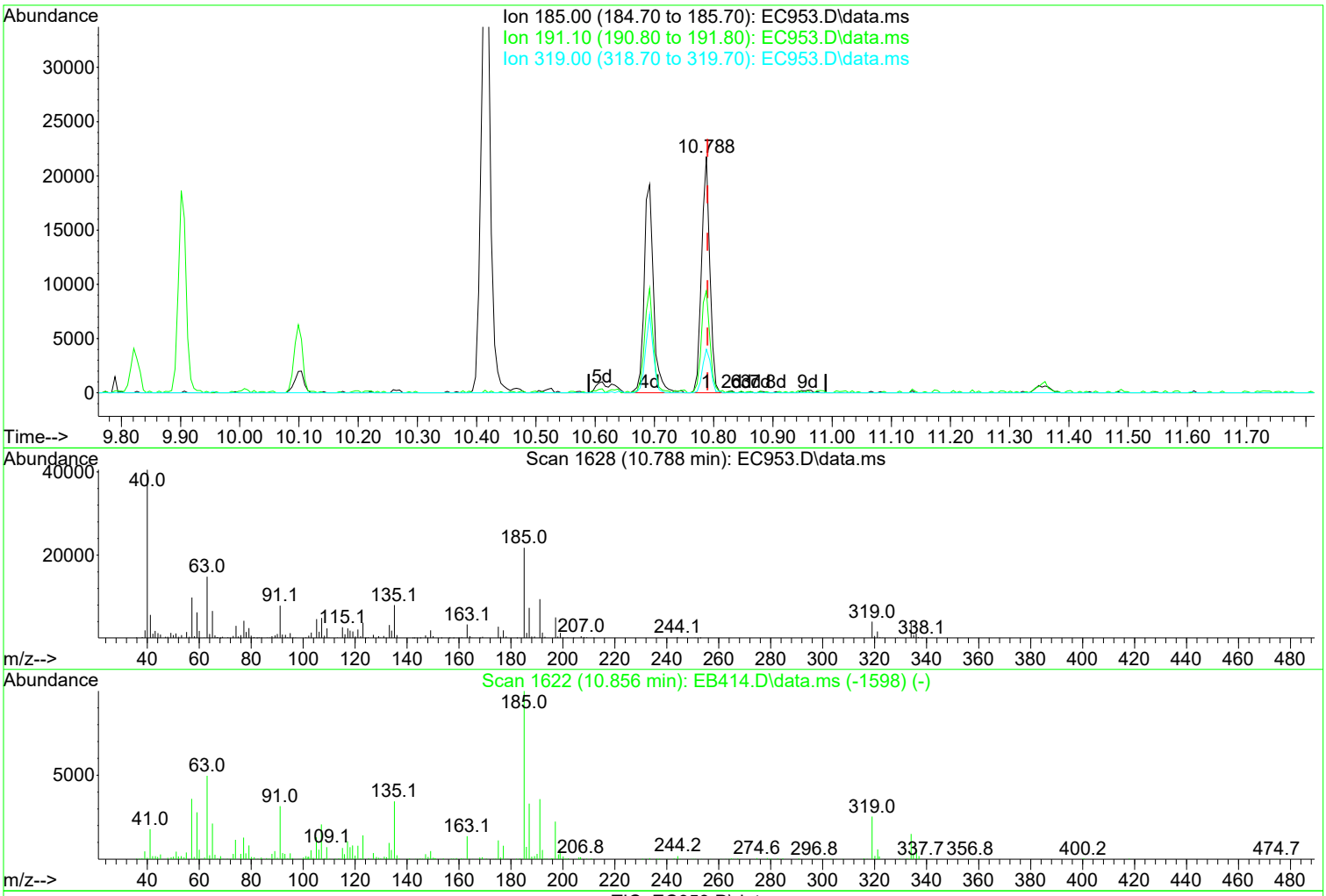

(126) Aramite (TM)

10.788min (-0.002) 23.29 ppm m

response 42333

Ion	Exp%	Act%
185.00	100.00	100.00
191.10	41.40	43.17
319.00	17.90	18.44
0.00	0.00	0.00

Manual Integration:

After

Split Peak.

04/16/21

1st DM 04/19/21
2nd BA 04/20/21

Quantitation Report (Qedit)

Data Path : I:\ACQUDATA\5973A\DATA\041621\
Data File : EC953.D
Acq On : 16 Apr 2021 1:47 pm
Operator : JMisiurewicz
Sample : 20 ppm STD
Misc : Initial Calibration 8270D/625
ALS Vial : 9 Sample Multiplier: 1

Quant Time: Apr 16 15:10:41 2021
Quant Method : I:\ACQUDATA\5973A\METHODS\8270041621A.M
Quant Title : 8270 BNA ANALYSIS
QLast Update : Fri Apr 16 15:09:57 2021
Response via : Initial Calibration

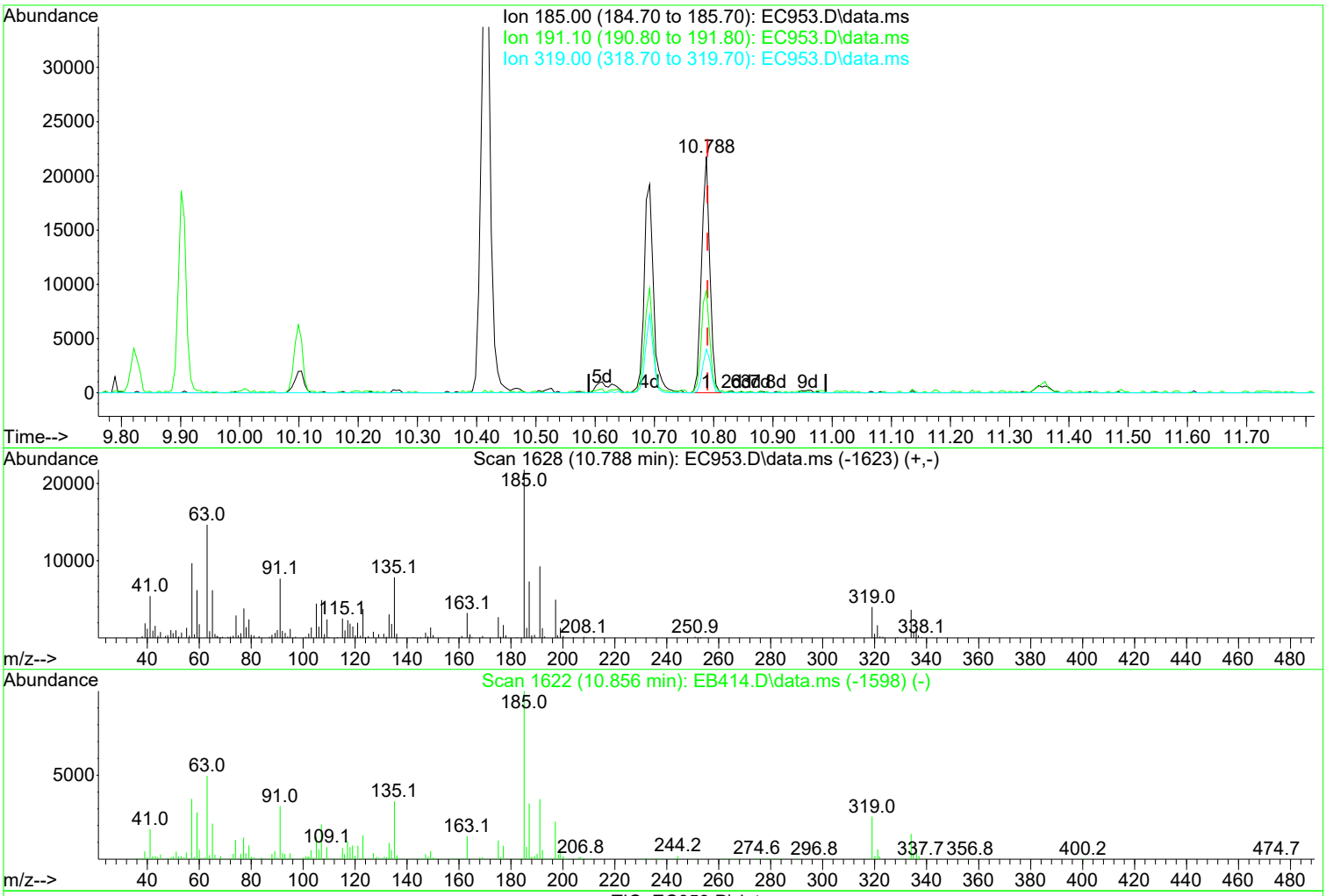

TIC: EC953.D\data.ms

(126) Aramite (TM)

10.788min (-0.002) 11.57 ppm

response 21029

Ion	Exp%	Act%
185.00	100.00	100.00
191.10	41.40	42.68
319.00	17.90	18.44
0.00	0.00	0.00

Manual Integration:

Before

04/16/21

Quantitation Report (Qedit)

1st DM 04/19/21
2nd BA 04/20/21

Data Path : I:\ACQUDATA\5973A\DATA\041621\
Data File : EC953.D
Acq On : 16 Apr 2021 1:47 pm
Operator : JMisiurewicz
Sample : 20 ppm STD
Misc : Initial Calibration 8270D/625
ALS Vial : 9 Sample Multiplier: 1

Quant Time: Apr 16 15:10:41 2021
Quant Method : I:\ACQUDATA\5973A\METHODS\8270041621A.M
Quant Title : 8270 BNA ANALYSIS
QLast Update : Fri Apr 16 15:09:57 2021
Response via : Initial Calibration

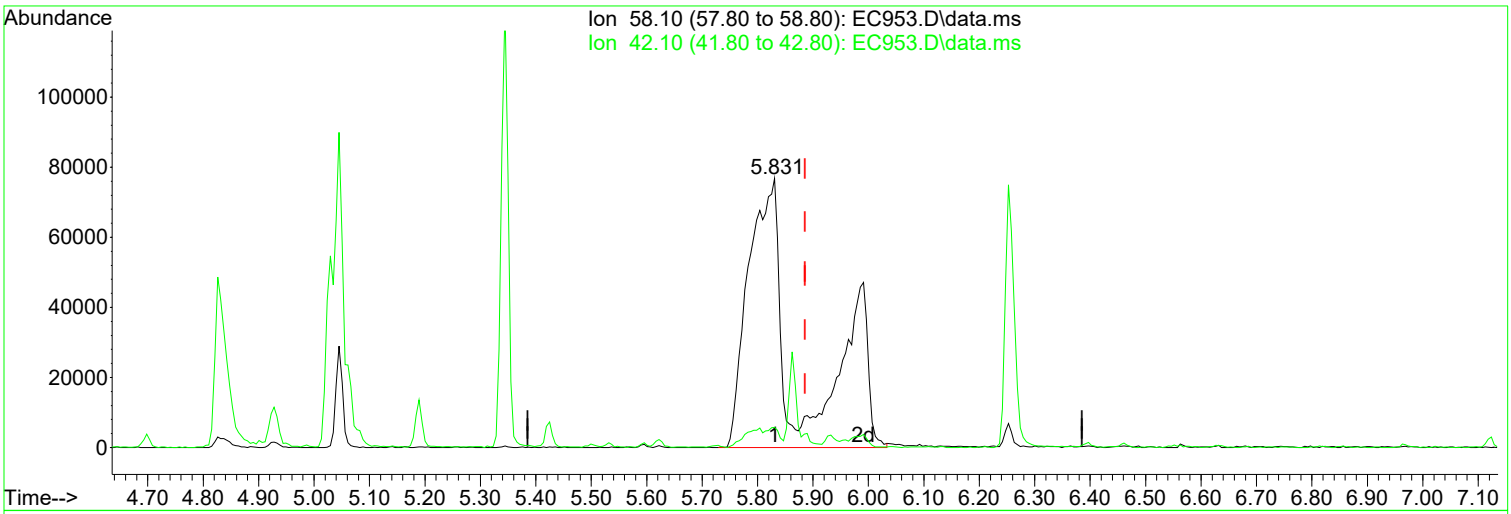

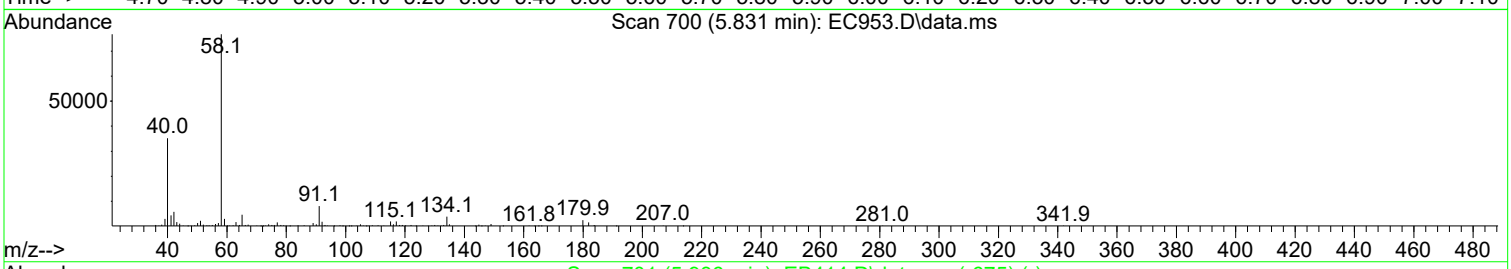

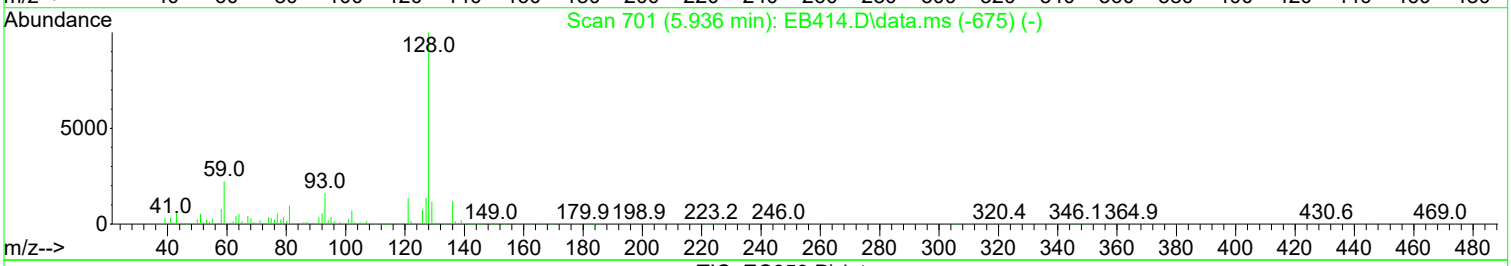

TIC: EC953.D\data.ms

(44) a,a-Dimethylphenethylamine (TM)

5.831min (-0.055) 23.48 ppm m

response 462936

Ion	Exp%	Act%
58.10	100.00	100.00
42.10	41.00	7.47
0.00	0.00	0.00
0.00	0.00	0.00

Manual Integration:

After

Poor integration.

04/16/21

1st DM 04/19/21
2nd BA 04/20/21

Quantitation Report (Qedit)

Data Path : I:\ACQUDATA\5973A\DATA\041621\
Data File : EC953.D
Acq On : 16 Apr 2021 1:47 pm
Operator : JMisiurewicz
Sample : 20 ppm STD
Misc : Initial Calibration 8270D/625
ALS Vial : 9 Sample Multiplier: 1

Quant Time: Apr 16 15:10:41 2021
Quant Method : I:\ACQUDATA\5973A\METHODS\8270041621A.M
Quant Title : 8270 BNA ANALYSIS
QLast Update : Fri Apr 16 15:09:57 2021
Response via : Initial Calibration

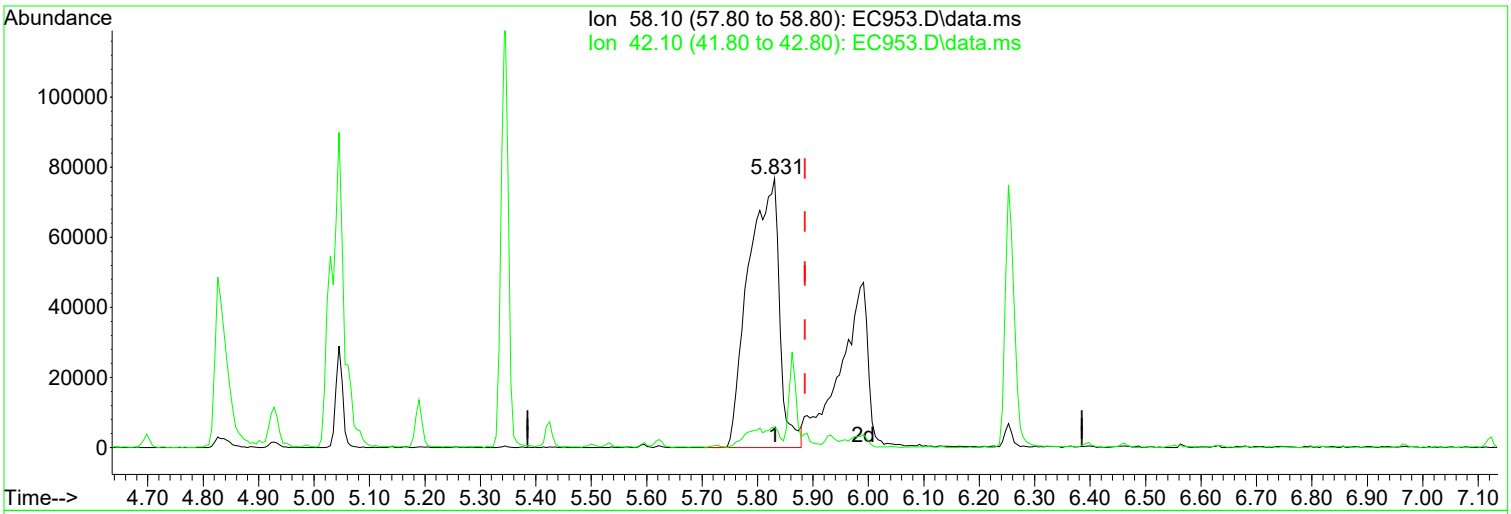

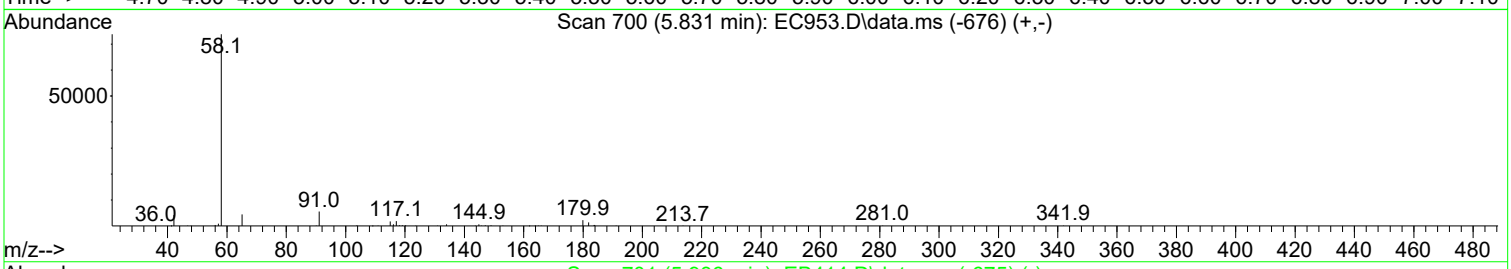

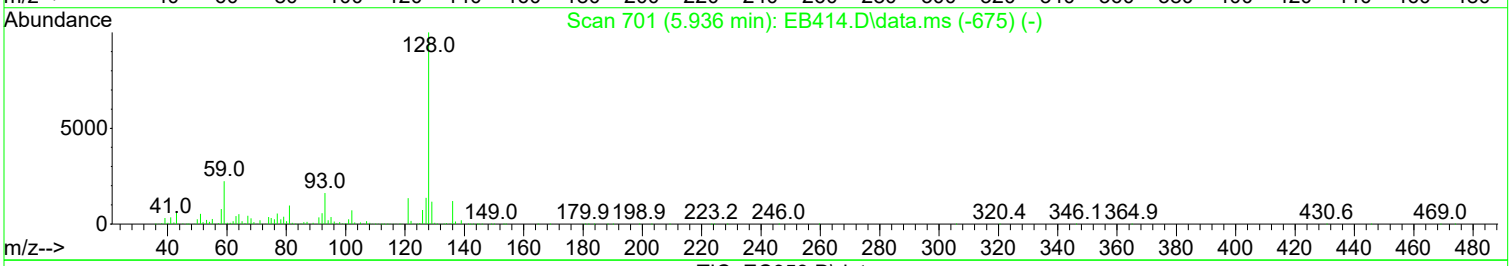

TIC: EC953.D\data.ms

(44) a,a-Dimethylphenethylamine (TM)

5.831min (-0.055) 15.07 ppm

response 297147

Ion	Exp%	Act%
58.10	100.00	100.00
42.10	41.00	5.62
0.00	0.00	0.00
0.00	0.00	0.00

Manual Integration:

Before

04/16/21

Quantitation Report (QT Reviewed)

Data Path : I:\ACQUDATA\5973A\DATA\041621\
Data File : EC953.D
Acq On : 16 Apr 2021 1:47 pm
Operator : JMisiurewicz
Sample : 20 ppm STD
Misc : Initial Calibration 8270D/625
ALS Vial : 9 Sample Multiplier: 1

Quant Time: Apr 16 15:10:41 2021
Quant Method : I:\ACQUDATA\5973A\METHODS\8270041621A.M
Quant Title : 8270 BNA ANALYSIS
QLast Update : Fri Apr 16 15:09:57 2021
Response via : Initial Calibration

Compound	R.T.	QIon	Response	Conc	Units	Dev(Min)
Internal Standards						
1) d4-1,4-Dichlorobenzene	4.698	152	256476	40.00	ppm	0.00
34) d8-Naphthalene	5.863	136	973143	40.00	ppm	0.00
58) d10-Acenaphthene	7.572	164	538308	40.00	ppm	0.00
92) d10-Phenanthrene	9.036	188	900565	40.00	ppm	0.00
118) d12-Chrysene	12.262	240	880517	40.00	ppm	0.00
136) d12-Perylene	15.153	264	888034	40.00	ppm	0.00
System Monitoring Compounds						
8) SURR1,2-FLUOROPHENOL	3.614	112	166837	19.52	ppm	0.00
Spiked Amount 20.000	Range 10 - 70		Recovery = 97.60%#			
13) SURR2,PHENOL-D6	4.356	99	220702	19.86	ppm	0.00
Spiked Amount 20.000	Range 10 - 107		Recovery = 99.30%			
35) SURR4,NITROBENZENE-D5	5.189	82	174859	18.31	ppm	0.00
Spiked Amount 10.000	Range 31 - 110		Recovery = 183.10%#			
64) SURR5,2-FLUOROBIPHENYL	6.904	172	370262	19.83	ppm	0.00
Spiked Amount 10.000	Range 31 - 118		Recovery = 198.30%#			
89) SURR3,2,4,6-TRIBROMOPH...	8.347	330	49988	15.30	ppm	0.00
Spiked Amount 20.000	Range 35 - 141		Recovery = 76.50%			
125) SURR6,TERPHENYL-D14	10.713	244	437189	20.76	ppm	0.00
Spiked Amount 10.000	Range 10 - 165		Recovery = 207.60%#			
Target Compounds						Qvalue
2) 1,4-Dioxane	2.326	88	64750	18.751	ppm	98
3) Pyridine	2.609	79	182718	19.512	ppm	93
4) N-Nitrosodimethylamine	2.572	74	103698	20.646	ppm	88
5) 2-Picoline	3.176	93	189719	19.982	ppm	100
6) N-Nitrosomethylamine	3.250	42	78678	17.695	ppm	93
7) Methyl Methansulfonate	3.480	80	100677	19.507	ppm	99
9) N-Nitrosodiethylamine	3.795	102	88709	20.468	ppm	97
10) Ethyl Mathanesulfonate	4.030	79	129214	20.512	ppm	100
11) Benzaldehyde	4.324	106	134233	21.121	ppm	99
12) Aniline	4.410	93	269311	20.152	ppm	95
14) Phenol	4.372	94	245789	20.370	ppm	95
15) bis(2-Clethyl)Ether	4.458	93	174255	20.569	ppm	98
16) Pentachloroethane	4.458	117	66420	19.734	ppm	94
17) 2-Chlorophenol	4.516	128	200680	19.965	ppm	98
18) 1,3-Diclbenzene	4.650	146	196739	19.758	ppm	97
19) 1,4-Dichlorobenzene	4.714	146	199801	19.612	ppm	100
20) 1,2-Diclbenzene	4.848	146	191573	19.924	ppm	98
21) Benzyl Alcohol	4.805	79	150270	20.389	ppm	97
22) 1-Methyl-2-pyrrolidinone	4.832	99	126540	21.050	ppm	95
23) 2,2'-oxybis(1-Chloropr...	4.928	45	217374	21.286	ppm	99
24) 2-Methylphenol	4.906	108	179103	20.698	ppm	99
25) 3+4-Methylphenol	5.040	108	187678	20.496	ppm	95
26) Acetophenone	5.051	105	243709	20.110	ppm	94
27) N-Nitroso-Di-n-propyla...	5.045	70	138740	20.670	ppm	95
28) N-Nitrosopyrrolidine	5.029	100	98149	20.246	ppm	87
29) N-Nitrosomorpholine	5.061	56	106995	19.881	ppm	95
30) o-Toluidine	5.083	106	290328	20.422	ppm	99
31) Hexachloroethane	5.152	117	75708	19.108	ppm	92
32) o,o,o-Triethylphosphor...	5.595	198	84740	19.348	ppm	92
33) Alpha-terpinol	5.889	121	53710	20.695	ppm	92
36) Nitrobenzene	5.205	77	177853	18.471	ppm	98
37) N-Nitrosopiperidine	5.344	42	111364	19.027	ppm	95
38) Isophorone	5.425	82	343286	20.545	ppm	99

1st DM 04/19/21
2nd BA 04/20/21

Data Path : I:\ACQUDATA\5973A\DATA\041621\
Data File : EC953.D
Acq On : 16 Apr 2021 1:47 pm
Operator : JMisiurewicz
Sample : 20 ppm STD
Misc : Initial Calibration 8270D/625
ALS Vial : 9 Sample Multiplier: 1

Quant Time: Apr 16 15:10:41 2021
Quant Method : I:\ACQUDATA\5973A\METHODS\8270041621A.M
Quant Title : 8270 BNA ANALYSIS
QLast Update : Fri Apr 16 15:09:57 2021
Response via : Initial Calibration

	Compound	R.T.	QIon	Response	Conc	Units		Dev(Min)
39)	2-Nitrophenol	5.499	139	94278	17.790	ppm		98
40)	2,4-Dimethylphenol	5.531	107	202584	20.490	ppm		98
41)	bis(-2-Chloroethoxy)Me...	5.622	93	223407	20.952	ppm		97
42)	Benzoic Acid	5.617	105	158307	28.885	ppm		94
43)	2,4-Dichlorophenol	5.724	162	158589	19.519	ppm		95
44)	a,a-Dimethylphenethyla...	5.831	58	462936m	23.479	ppm		
45)	1,2,4-Trichlorobenzene	5.809	180	162001	19.180	ppm		99
46)	Naphthalene	5.884	128	534209	20.068	ppm		99
47)	4-Chloroaniline	5.932	127	218743	19.830	ppm		99
48)	2,6-Dichlorophenol	5.937	162	145189	19.630	ppm		97
49)	Hexachlorobutadiene	5.996	225	87241	18.744	ppm		100
50)	Hexachloropropene	5.969	213	93133	17.709	ppm		100
51)	4-Chloro-3-methylphenol	6.397	107	167811	21.064	ppm		97
52)	N-N-di-n-butylamine	6.253	84	156974	23.517	ppm		91
53)	Caprolactam	6.258	113	56017	19.406	ppm	#	47
54)	p-Phenylenediamine	6.274	80	63621	18.633	ppm		99
55)	Safrole	6.461	162	124949	19.837	ppm		98
56)	2-Methylnaphthalene	6.552	142	357280	20.185	ppm		99
57)	1-Methylnaphthalene	6.648	142	349058	20.464	ppm		98
59)	Hexachlorocyclopentadiene	6.701	237	77081	15.908	ppm		99
60)	1,2,4,5-Tetrachloroben...	6.712	216	151734	18.934	ppm		97
61)	1,2,3,4-Tetrachloroben...	6.990	216	142811	18.475	ppm		97
62)	2,4,6-Trichlorophenol	6.824	196	108035	18.732	ppm		98
63)	2,4,5-Trichlorophenol	6.862	196	115318	19.705	ppm		98
65)	Isosafrole	6.968	104	61123	19.794	ppm	#	91
66)	1,1'-Biphenyl	7.006	154	430724	20.582	ppm		98
67)	2-Chloronaphthalene	7.022	162	333647	19.945	ppm		98
68)	2-Nitroaniline	7.123	65	93260	19.043	ppm		99
69)	1,4-Naphthoquinone	7.198	158	111187	21.389	ppm		96
70)	m-Dinitrobenzene	7.332	168	51650	18.399	ppm		96
71)	Acenaphthylene	7.433	152	513840	20.962	ppm		98
72)	Dimethyl phthalate	7.300	163	365431	20.924	ppm		98
73)	2,6-Dinitrotoluene	7.358	165	78836	19.672	ppm		97
74)	Acenaphthene	7.599	153	352008	20.411	ppm		98
75)	3-Nitroaniline	7.524	138	89955	19.016	ppm		97
76)	2,4-Dinitrophenol	7.631	184	33003	17.086	ppm		98
77)	Dibenzofuran	7.770	168	476244	20.760	ppm		96
78)	2,4-Dinitrotoluene	7.759	165	96278	18.269	ppm		98
79)	4-Nitrophenol	7.695	65	76313	17.815	ppm		94
80)	Pentachlorobenzene	7.732	250	138605	18.629	ppm		97
81)	1-Napthylamine	7.850	143	274497	19.777	ppm		96
82)	2-Napthylamine	7.925	143	299007	19.772	ppm		96
83)	2,3,4,6-Tetrachlorophenol	7.893	232	70351	16.639	ppm		97
84)	Fluorene	8.106	166	391429	21.208	ppm		99
85)	4-Chlorophenyl-phenyle...	8.112	204	181184	20.461	ppm		97
86)	Diethylphthalate	7.994	149	354647	20.842	ppm		97
87)	4-Nitroaniline	8.128	138	104414	19.604	ppm		96
88)	5-Nitro-o-toluidine	8.117	152	102509	19.391	ppm		93
90)	Sulfotepp	8.384	322	57078	19.038	ppm		93
91)	Octachlorocyclopentene	8.357	307	54464	17.363	ppm		95
93)	Thionazin	8.074	107	61935	22.050	ppm		93
94)	4,6-Dinitro-2-methylph...	8.160	198	55118	16.207	ppm		96
95)	Diphenylamine	8.224	169	546243	40.299	ppm		97
96)	1,2 Diphenylhydrazine	8.267	77	402529	22.061	ppm		97
97)	N-Nitrosodiphenylamine	8.224	169	546243	40.299	ppm		97
98)	1,3,5-Trinirobenzene	8.491	74	40235	15.977	ppm		92

Quantitation Report (QT Reviewed)

Data Path : I:\ACQUDATA\5973A\DATA\041621\
Data File : EC953.D
Acq On : 16 Apr 2021 1:47 pm
Operator : JMisiurewicz
Sample : 20 ppm STD
Misc : Initial Calibration 8270D/625
ALS Vial : 9 Sample Multiplier: 1

Quant Time: Apr 16 15:10:41 2021
Quant Method : I:\ACQUDATA\5973A\METHODS\8270041621A.M
Quant Title : 8270 BNA ANALYSIS
QLast Update : Fri Apr 16 15:09:57 2021
Response via : Initial Calibration

	Compound	R.T.	QIon	Response	Conc	Units	Dev(Min)
99)	Diallate	8.507	86	129820	21.732	ppm	98
100)	Phorate	8.518	121	72633	21.362	ppm	93
101)	Phenacetin	8.534	108	191963	20.905	ppm	97
102)	4-Bromophenyl-phenylether	8.592	248	98158	18.993	ppm	97
103)	Hexachlorobenzene	8.651	284	116368	18.944	ppm	98
104)	Dimethoate	8.683	87	124741	23.084	ppm	94
105)	Atrazine	8.753	215	50251	21.441	ppm	97
106)	Pentachlorophenol	8.849	266	51829	13.644	ppm	92
107)	4-Aminobiphenyl	8.849	169	407700	21.557	ppm	98
108)	Pentachloronitrobenzene	8.860	237	38551	19.750	ppm	97
109)	Pronamide	8.908	173	175686	22.342	ppm	97
110)	Dinoseb	9.025	211	63422	15.553	ppm	92
111)	Disulfoton	9.036	88	214089	21.539	ppm	96
112)	Phenanthrene	9.057	178	520836	20.967	ppm	99
113)	Anthracene	9.111	178	504983	21.402	ppm	98
114)	Carbazole	9.266	167	504637	20.832	ppm	99
115)	Di-n-butylphthalate	9.613	149	673186	24.728	ppm	99
116)	4-Nitroquinonline-1-oxide	9.821	190	35165	16.370	ppm	97
117)	Fluoranthene	10.265	202	583052	21.473	ppm	98
119)	Methyl Parathion	9.404	109	89649	21.209	ppm	95
120)	Ethyl Parathion	9.789	97	73210	21.145	ppm	98
121)	Methapyrilene	9.901	58	172308	22.954	ppm	97
122)	Isodrin	10.099	193	53013	21.107	ppm	92
123)	Benzidine	10.414	184	319569	20.525	ppm	96
124)	Pyrene	10.521	202	601336	21.832	ppm	99
126)	Aramite	10.788	185	42333m	23.292	ppm	
127)	p-(Dimethylamino)azobe...	10.895	120	179347	22.836	ppm	96
128)	Chlorobenzilate	10.954	139	194741	22.019	ppm	89
129)	Butyl benzyl phthalate	11.386	149	314101	23.160	ppm	95
130)	3,3-Dimethylbenzidine	11.354	212	361041	20.652	ppm	98
131)	2-Acetylaminofluorene	11.734	181	213236	18.695	ppm	95
132)	3,3'-Dichlorobenzidine	12.214	252	200857	18.104	ppm	94
133)	Benzo(a)anthracene	12.241	228	583928	20.419	ppm	99
134)	Chrysene	12.305	228	567439	20.911	ppm	99
135)	bis(2-Ethylhexyl)phtha...	12.359	149	429862	24.755	ppm	98
137)	Di-n-octyl phthalate	13.667	149	643616	24.956	ppm	100
138)	7,12-Dimethylbenz(a)an...	14.335	256	254314	20.427	ppm	97
139)	Benzo(b)Fluoranthene	14.335	252	560885	20.600	ppm	97
140)	Benzo(k)fluoranthene	14.389	252	530076	21.136	ppm	99
141)	Benzo(a)pyrene	15.019	252	422094	20.497	ppm	97
142)	3-Methylcholanthrene	15.815	268	275895	20.116	ppm	97
143)	Indeno(1,2,3-cd)Pyrene	17.118	276	441013	19.486	ppm	96
144)	Dibenz(a,h)anthracene	17.172	278	476625	19.917	ppm	95
145)	Benzo(g,h,i)perylene	17.557	276	408334	20.388	ppm	95

(#) = qualifier out of range (m) = manual integration (+) = signals summed

Quantitation Report (QT Reviewed)

Data Path : I:\ACQUDATA\5973A\DATA\041621\
Data File : EC953.D
Acq On : 16 Apr 2021 1:47 pm
Operator : JMisiurewicz
Sample : 20 ppm STD
Misc : Initial Calibration 8270D/625
ALS Vial : 9 Sample Multiplier: 1

Quant Time: Apr 16 15:10:41 2021
Quant Method : I:\ACQUDATA\5973A\METHODS\8270041621A.M
Quant Title : 8270 BNA ANALYSIS
QLast Update : Fri Apr 16 15:09:57 2021
Response via : Initial Calibration

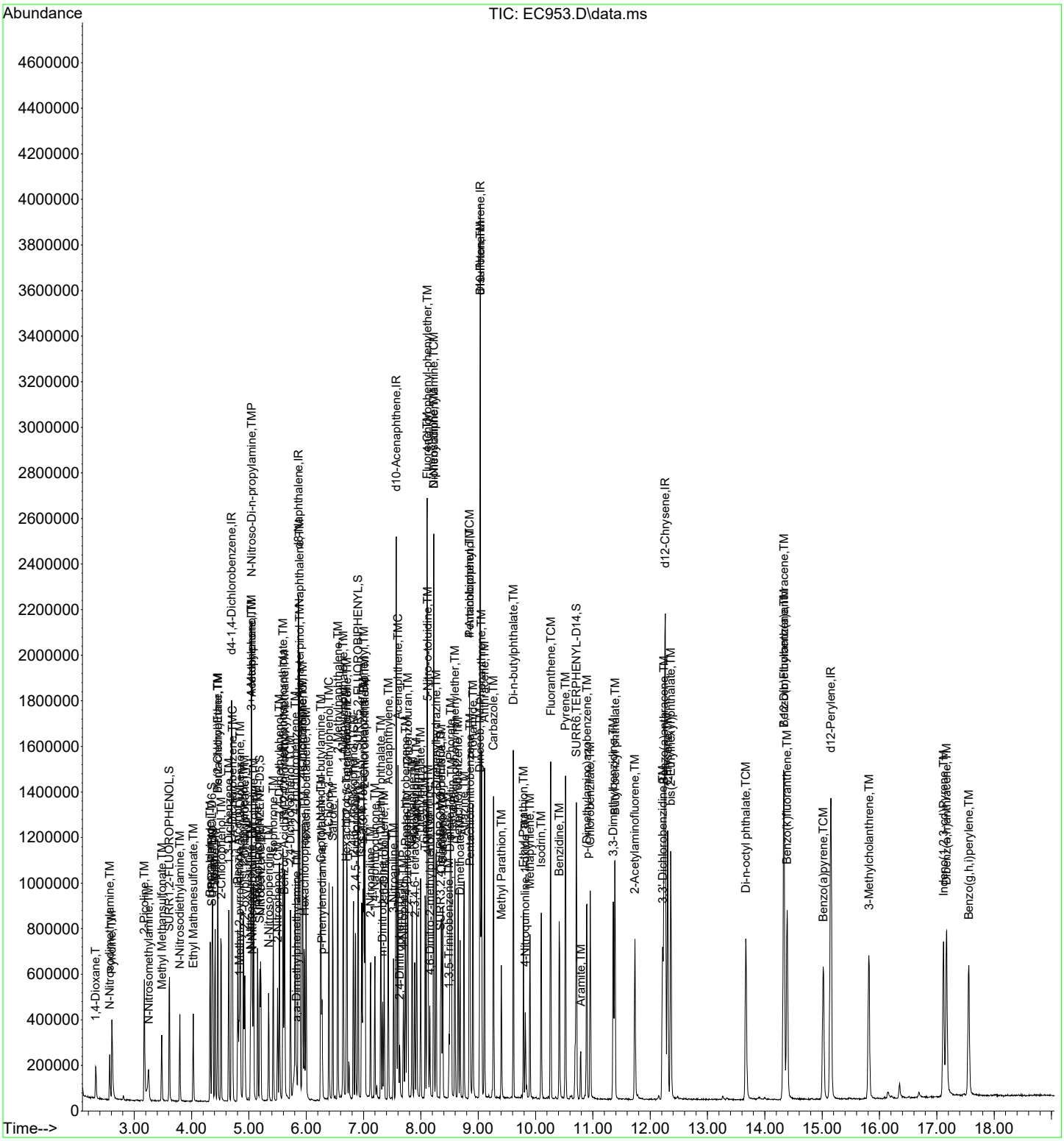

Quantitation Report (Qedit)

1st DM 04/19/21
2nd BA 04/20/21

Data Path : I:\ACQUDATA\5973A\DATA\041621\
Data File : EC954.D
Acq On : 16 Apr 2021 2:18 pm
Operator : JMisiurewicz
Sample : 40 ppm STD
Misc : Initial Calibration 8270D/625
ALS Vial : 10 Sample Multiplier: 1

Quant Time: Apr 16 15:10:47 2021
Quant Method : I:\ACQUDATA\5973A\METHODS\8270041621A.M
Quant Title : 8270 BNA ANALYSIS
QLast Update : Fri Apr 16 15:09:57 2021
Response via : Initial Calibration

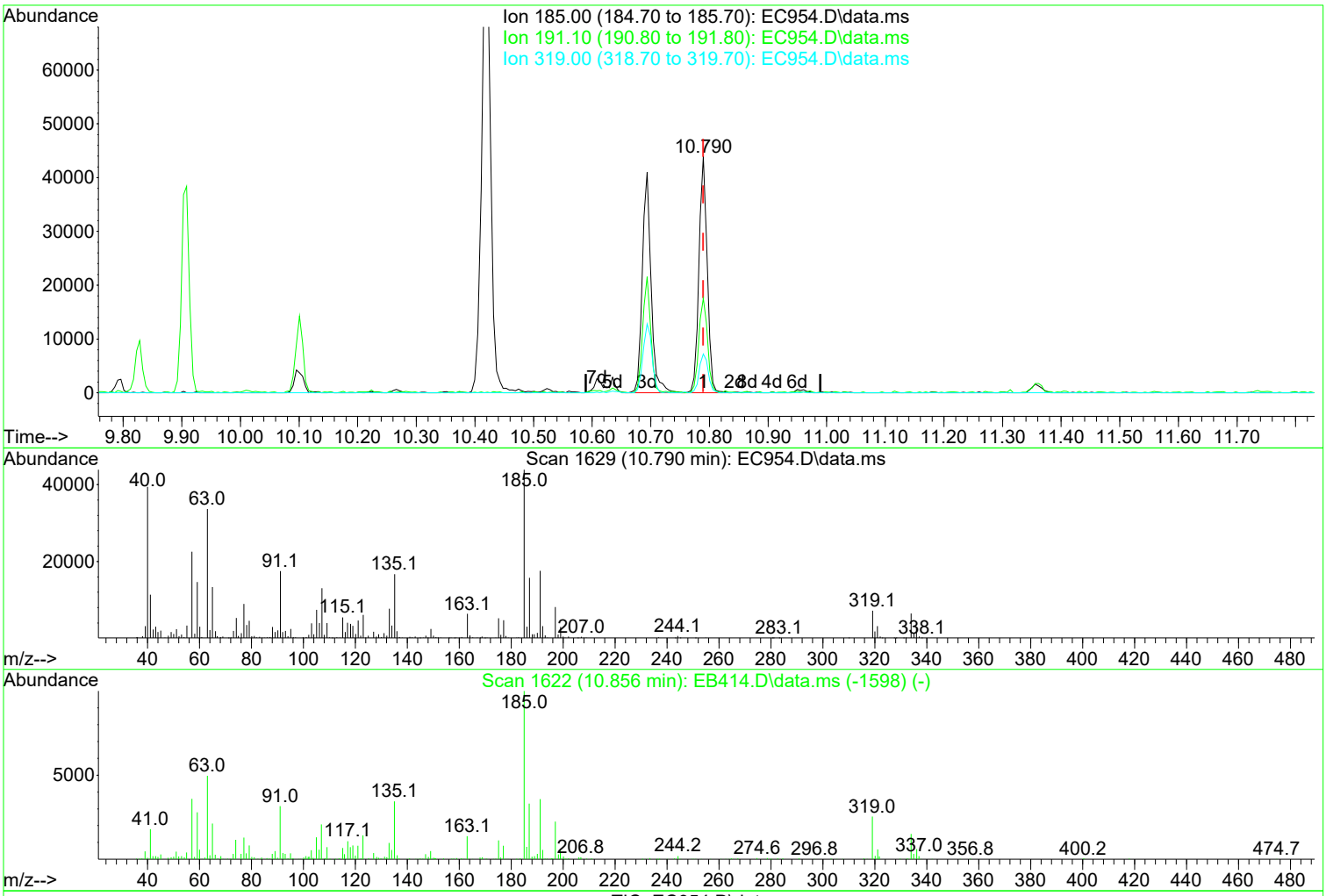

(126) Aramite (TM)

10.790min (0.000) 47.83 ppm m

response 85570

Ion	Exp%	Act%
185.00	100.00	100.00
191.10	41.40	40.02
319.00	17.90	16.38
0.00	0.00	0.00

Manual Integration:

After

Split Peak.

04/16/21

1st DM 04/19/21
2nd BA 04/20/21

Quantitation Report (Qedit)

Data Path : I:\ACQUDATA\5973A\DATA\041621\
Data File : EC954.D
Acq On : 16 Apr 2021 2:18 pm
Operator : JMisiurewicz
Sample : 40 ppm STD
Misc : Initial Calibration 8270D/625
ALS Vial : 10 Sample Multiplier: 1

Quant Time: Apr 16 15:10:47 2021
Quant Method : I:\ACQUDATA\5973A\METHODS\8270041621A.M
Quant Title : 8270 BNA ANALYSIS
QLast Update : Fri Apr 16 15:09:57 2021
Response via : Initial Calibration

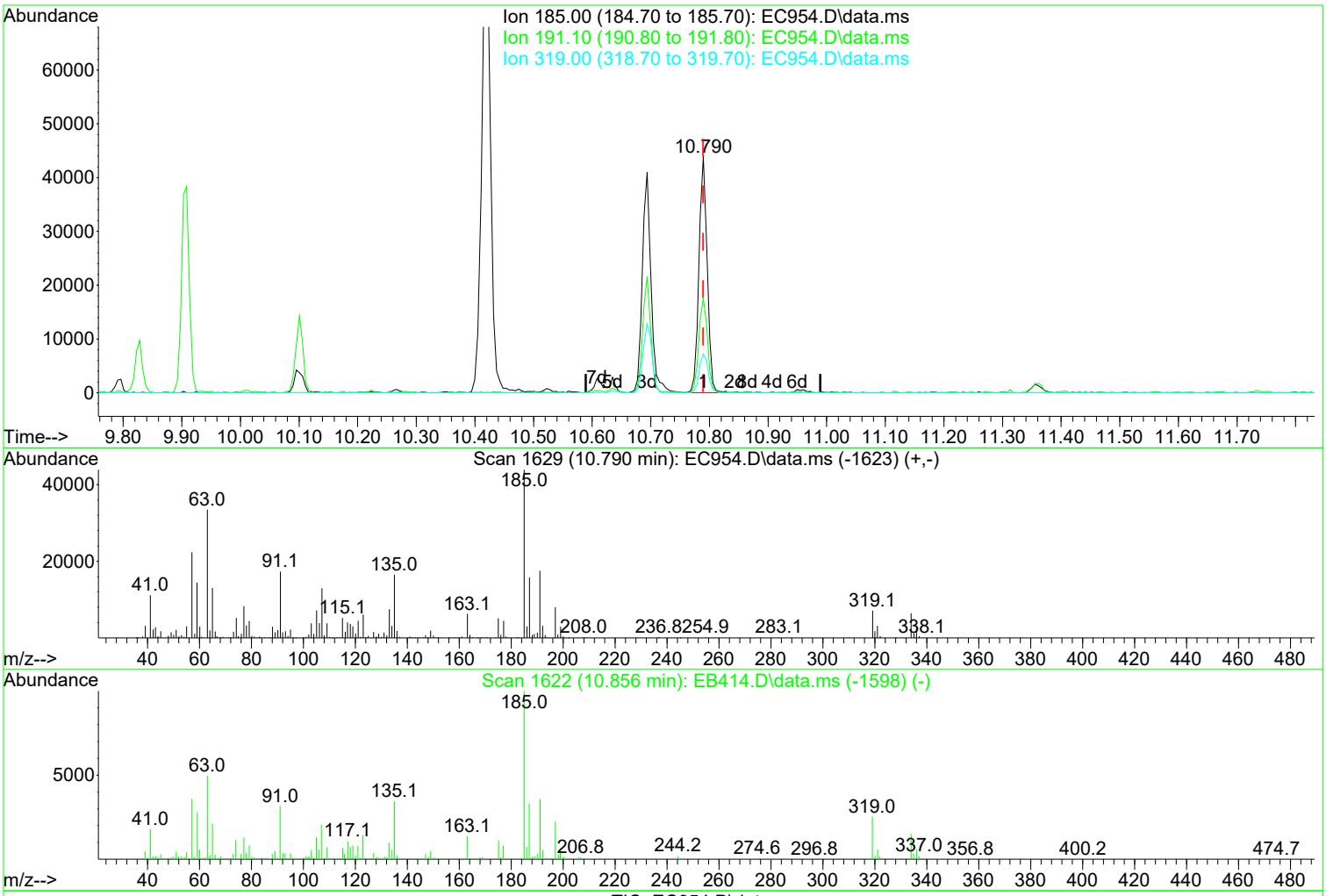

TIC: EC954.D\data.ms

(126) Aramite (TM)

10.790min (0.000) 23.99 ppm

response 42914

Ion	Exp%	Act%
185.00	100.00	100.00
191.10	41.40	39.91
319.00	17.90	16.23
0.00	0.00	0.00

Manual Integration:

Before

04/16/21

1st DM 04/19/21
2nd BA 04/20/21

Quantitation Report (Qedit)

Data Path : I:\ACQUDATA\5973A\DATA\041621\
Data File : EC954.D
Acq On : 16 Apr 2021 2:18 pm
Operator : JMisiurewicz
Sample : 40 ppm STD
Misc : Initial Calibration 8270D/625
ALS Vial : 10 Sample Multiplier: 1

Quant Time: Apr 16 15:10:47 2021
Quant Method : I:\ACQUDATA\5973A\METHODS\8270041621A.M
Quant Title : 8270 BNA ANALYSIS
QLast Update : Fri Apr 16 15:09:57 2021
Response via : Initial Calibration

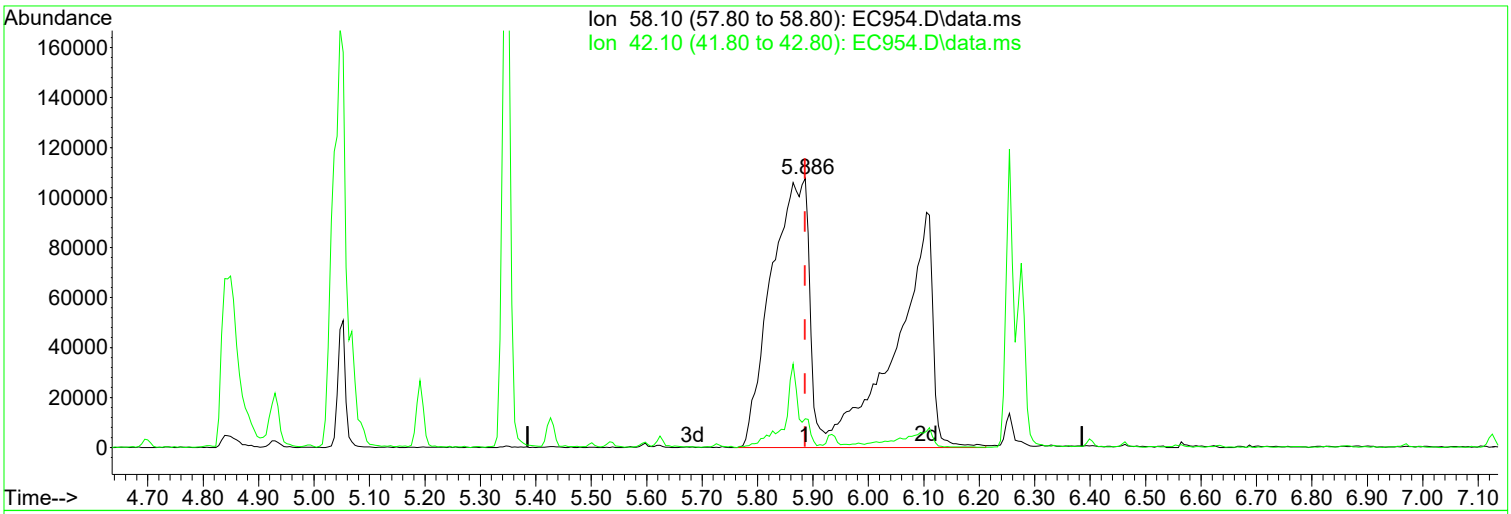

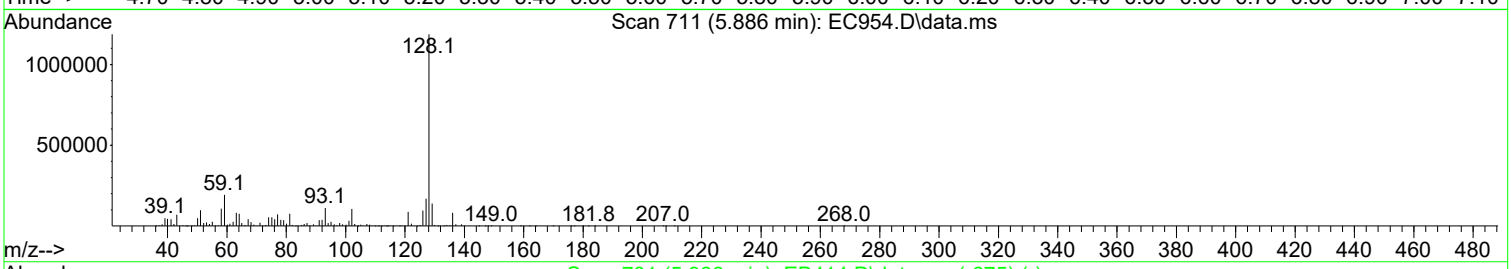

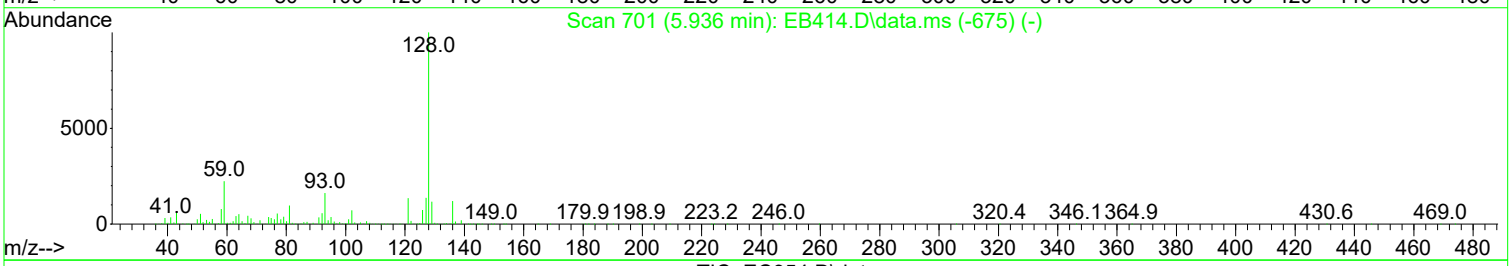

TIC: EC954.D\data.ms

(44) a,a-Dimethylphenethylamine (TM)

5.886min (0.000) 49.11 ppm m

response 942866

Ion	Exp%	Act%
58.10	100.00	100.00
42.10	41.00	10.70
0.00	0.00	0.00
0.00	0.00	0.00

Manual Integration:

After

Poor integration.

04/16/21

1st DM 04/19/21
2nd BA 04/20/21

Quantitation Report (Qedit)

Data Path : I:\ACQUDATA\5973A\DATA\041621\
Data File : EC954.D
Acq On : 16 Apr 2021 2:18 pm
Operator : JMisiurewicz
Sample : 40 ppm STD
Misc : Initial Calibration 8270D/625
ALS Vial : 10 Sample Multiplier: 1

Quant Time: Apr 16 15:10:47 2021
Quant Method : I:\ACQUDATA\5973A\METHODS\8270041621A.M
Quant Title : 8270 BNA ANALYSIS
QLast Update : Fri Apr 16 15:09:57 2021
Response via : Initial Calibration

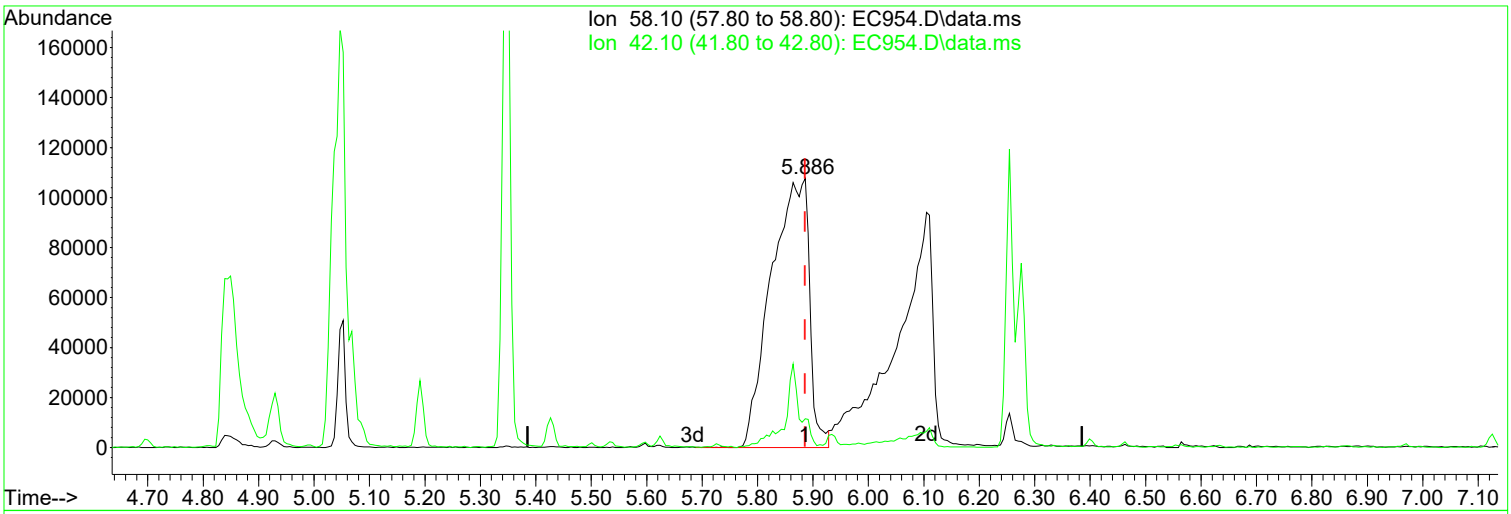

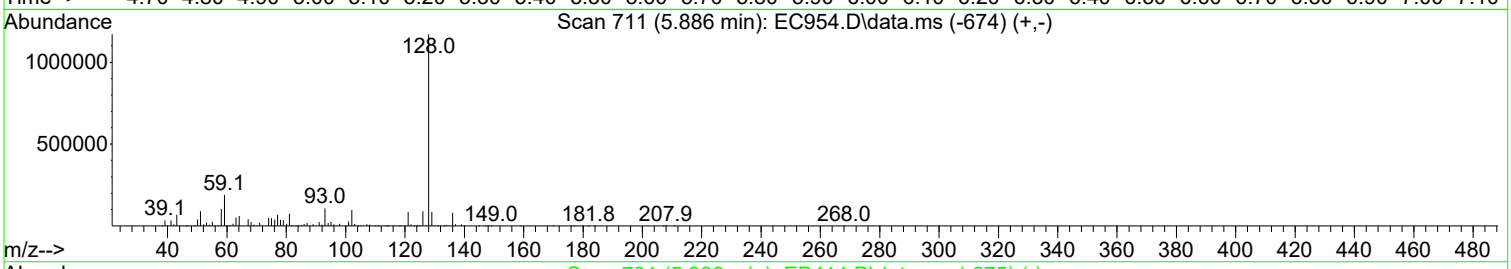

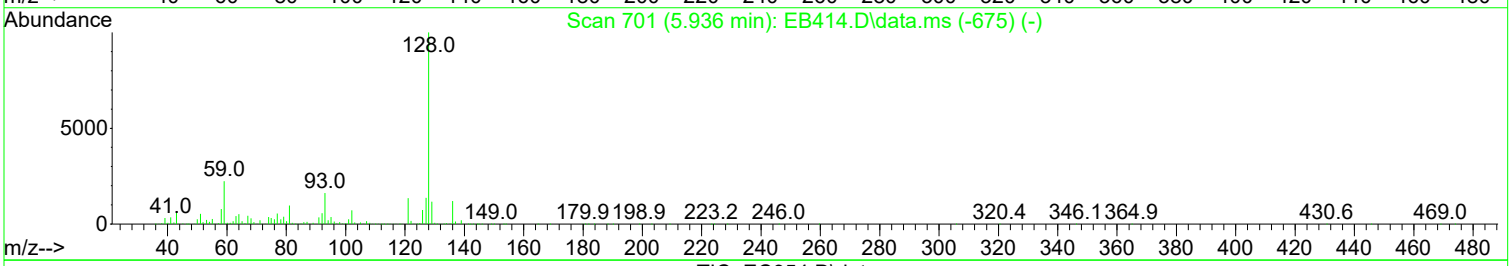

TIC: EC954.D\data.ms

(44) a,a-Dimethylphenethylamine (TM)

5.886min (0.000) 26.73 ppm

response 513184

Ion	Exp%	Act%
58.10	100.00	100.00
42.10	41.00	8.60
0.00	0.00	0.00
0.00	0.00	0.00

Manual Integration:

Before

04/16/21

Quantitation Report (QT Reviewed)

Data Path : I:\ACQUDATA\5973A\DATA\041621\
Data File : EC954.D
Acq On : 16 Apr 2021 2:18 pm
Operator : JMisiurewicz
Sample : 40 ppm STD
Misc : Initial Calibration 8270D/625
ALS Vial : 10 Sample Multiplier: 1

Quant Time: Apr 16 15:10:47 2021
Quant Method : I:\ACQUDATA\5973A\METHODS\8270041621A.M
Quant Title : 8270 BNA ANALYSIS
QLast Update : Fri Apr 16 15:09:57 2021
Response via : Initial Calibration

Compound	R.T.	QIon	Response	Conc	Units	Dev(Min)
Internal Standards						
1) d4-1,4-Dichlorobenzene	4.700	152	257903	40.00	ppm	0.00
34) d8-Naphthalene	5.864	136	947536	40.00	ppm	0.00
58) d10-Acenaphthene	7.574	164	538528	40.00	ppm	0.00
92) d10-Phenanthrene	9.038	188	908112	40.00	ppm	0.00
118) d12-Chrysene	12.264	240	866654	40.00	ppm	0.00
136) d12-Perylene	15.154	264	910072	40.00	ppm	0.00
System Monitoring Compounds						
8) SURR1,2-FLUOROPHENOL	3.615	112	340280	39.60	ppm	0.00
Spiked Amount 20.000	Range 10 - 70		Recovery = 198.00%#			
13) SURR2,PHENOL-D6	4.363	99	455527	40.77	ppm	0.00
Spiked Amount 20.000	Range 10 - 107		Recovery = 203.85%#			
35) SURR4,NITROBENZENE-D5	5.191	82	358416	38.55	ppm	0.00
Spiked Amount 10.000	Range 31 - 110		Recovery = 385.50%#			
64) SURR5,2-FLUOROBIPHENYL	6.906	172	739538	39.59	ppm	0.00
Spiked Amount 10.000	Range 31 - 118		Recovery = 395.90%#			
89) SURR3,2,4,6-TRIBROMOPH...	8.348	330	102925	31.49	ppm	0.00
Spiked Amount 20.000	Range 35 - 141		Recovery = 157.45%#			
125) SURR6,TERPHENYL-D14	10.715	244	866045	41.79	ppm	0.00
Spiked Amount 10.000	Range 10 - 165		Recovery = 417.90%#			
Target Compounds						Qvalue
2) 1,4-Dioxane	2.328	88	130632	37.620	ppm	99
3) Pyridine	2.606	79	374741	39.796	ppm	96
4) N-Nitrosodimethylamine	2.568	74	213384	42.250	ppm	86
5) 2-Picoline	3.172	93	384335	40.256	ppm	98
6) N-Nitrosomethylamine	3.247	42	160312	35.856	ppm	93
7) Methyl Methansulfonate	3.482	80	205065	39.514	ppm	98
9) N-Nitrosodiethylamine	3.797	102	178876	41.045	ppm	99
10) Ethyl Mathanesulfonate	4.032	79	259622	40.986	ppm	98
11) Benzaldehyde	4.326	106	252505	39.511	ppm	96
12) Aniline	4.411	93	555229	41.316	ppm	96
14) Phenol	4.374	94	493909	40.708	ppm	96
15) bis(2-Clethyl)Ether	4.459	93	344978	40.495	ppm	98
16) Pentachloroethane	4.459	117	133417	39.421	ppm	97
17) 2-Chlorophenol	4.513	128	402960	39.867	ppm	95
18) 1,3-Diclbenzene	4.652	146	390958	39.046	ppm	99
19) 1,4-Dichlorobenzene	4.716	146	406180	39.649	ppm	99
20) 1,2-Diclbenzene	4.849	146	383784	39.693	ppm	99
21) Benzyl Alcohol	4.812	79	307254	41.459	ppm	96
22) 1-Methyl-2-pyrrolidinone	4.849	99	256395	42.416	ppm	97
23) 2,2'-oxybis(1-Chloropr...	4.929	45	444006	43.237	ppm	99
24) 2-Methylphenol	4.913	108	357188	41.049	ppm	98
25) 3+4-Methylphenol	5.047	108	376166	40.853	ppm	97
26) Acetophenone	5.052	105	482088	39.560	ppm	86
27) N-Nitroso-Di-n-propyla...	5.052	70	281804	41.751	ppm	94
28) N-Nitrosopyrrolidine	5.036	100	198921	40.807	ppm	93
29) N-Nitrosomorpholine	5.068	56	215120	39.750	ppm	96
30) o-Toluidine	5.084	106	587461	41.094	ppm	98
31) Hexachloroethane	5.154	117	158361	39.747	ppm	93
32) o,o,o-Triethylphosphor...	5.597	198	170501	38.714	ppm	92
33) Alpha-terpinol	5.891	121	108947	41.746	ppm	97
36) Nitrobenzene	5.207	77	368036	39.255	ppm	97
37) N-Nitrosopiperidine	5.346	42	222939	39.119	ppm	95
38) Isophorone	5.426	82	687431	42.253	ppm	98

Quantitation Report (QT Reviewed)

Data Path : I:\ACQUDATA\5973A\DATA\041621\
Data File : EC954.D
Acq On : 16 Apr 2021 2:18 pm
Operator : JMisiurewicz
Sample : 40 ppm STD
Misc : Initial Calibration 8270D/625
ALS Vial : 10 Sample Multiplier: 1

Quant Time: Apr 16 15:10:47 2021
Quant Method : I:\ACQUDATA\5973A\METHODS\8270041621A.M
Quant Title : 8270 BNA ANALYSIS
QLast Update : Fri Apr 16 15:09:57 2021
Response via : Initial Calibration

Compound	R.T.	QIon	Response	Conc	Units		Dev(Min)
39) 2-Nitrophenol	5.501	139	197000	38.179	ppm		97
40) 2,4-Dimethylphenol	5.533	107	403522	41.917	ppm		91
41) bis(-2-Chloroethoxy)Me...	5.624	93	443662	42.734	ppm		98
42) Benzoic Acid	5.645	105	398812	67.574	ppm		97
43) 2,4-Dichlorophenol	5.731	162	323101	40.841	ppm		97
44) a,a-Dimethylphenethyla...	5.886	58	942866m	49.112	ppm		
45) 1,2,4-Trichlorobenzene	5.811	180	323629	39.351	ppm		99
46) Naphthalene	5.886	128	1061506	40.954	ppm		100
47) 4-Chloroaniline	5.934	127	439457	40.916	ppm		100
48) 2,6-Dichlorophenol	5.944	162	290545	40.345	ppm		90
49) Hexachlorobutadiene	5.998	225	175132	38.644	ppm		99
50) Hexachloropropene	5.966	213	192120	37.519	ppm		97
51) 4-Chloro-3-methylphenol	6.399	107	330263	42.576	ppm		99
52) N-N-di-n-butylamine	6.254	84	279006	42.929	ppm		99
53) Caprolactam	6.276	113	113421	40.354	ppm		91
54) p-Phenylenediamine	6.286	80	115332	34.691	ppm		96
55) Safrole	6.463	162	248922	40.586	ppm		96
56) 2-Methylnaphthalene	6.553	142	707215	41.035	ppm		97
57) 1-Methylnaphthalene	6.650	142	693475	41.755	ppm		97
59) Hexachlorocyclopentadiene	6.703	237	163640	33.280	ppm		100
60) 1,2,4,5-Tetrachloroben...	6.714	216	294207	36.698	ppm		99
61) 1,2,3,4-Tetrachloroben...	6.992	216	289005	37.372	ppm		98
62) 2,4,6-Trichlorophenol	6.826	196	222915	38.634	ppm		100
63) 2,4,5-Trichlorophenol	6.863	196	226059	38.612	ppm		96
65) Isosafrole	6.970	104	123077	39.840	ppm		94
66) 1,1'-Biphenyl	7.008	154	841441	40.192	ppm		97
67) 2-Chloronaphthalene	7.029	162	663782	39.664	ppm		97
68) 2-Nitroaniline	7.125	65	190413	38.865	ppm		97
69) 1,4-Naphthoquinone	7.200	158	207240	39.850	ppm		96
70) m-Dinitrobenzene	7.333	168	108037	38.469	ppm		79
71) Acenaphthylene	7.430	152	1013246	41.318	ppm		99
72) Dimethyl phthalate	7.307	163	690778	39.537	ppm		99
73) 2,6-Dinitrotoluene	7.365	165	153250	38.226	ppm		90
74) Acenaphthene	7.601	153	690253	40.007	ppm		96
75) 3-Nitroaniline	7.531	138	190375	40.228	ppm		95
76) 2,4-Dinitrophenol	7.633	184	76783	34.754	ppm		92
77) Dibenzofuran	7.771	168	911502	39.717	ppm		96
78) 2,4-Dinitrotoluene	7.761	165	212165	40.242	ppm		96
79) 4-Nitrophenol	7.702	65	163206	38.084	ppm		95
80) Pentachlorobenzene	7.734	250	271784	36.513	ppm		98
81) 1-Napthylamine	7.852	143	549009	39.539	ppm		99
82) 2-Napthylamine	7.932	143	595693	39.374	ppm		98
83) 2,3,4,6-Tetrachlorophenol	7.894	232	152143	35.970	ppm		94
84) Fluorene	8.113	166	732793	39.687	ppm		97
85) 4-Chlorophenyl-phenyle...	8.108	204	343023	38.721	ppm		92
86) Diethylphthalate	8.001	149	712771	41.871	ppm		99
87) 4-Nitroaniline	8.135	138	217144	40.753	ppm		96
88) 5-Nitro-o-toluidine	8.124	152	213755	40.417	ppm		92
90) Sulfotepp	8.386	322	115260	38.429	ppm		95
91) Octachlorocyclopentene	8.359	307	107875	34.376	ppm		96
93) Thionazin	8.081	107	126770	44.758	ppm		96
94) 4,6-Dinitro-2-methylph...	8.161	198	124199	36.216	ppm		88
95) Diphenylamine	8.231	169	1083705	79.286	ppm		99
96) 1,2 Diphenylhydrazine	8.268	77	758103	41.203	ppm		97
97) N-Nitrosodiphenylamine	8.231	169	1083705	79.286	ppm		99
98) 1,3,5-Trinirobenzene	8.498	74	93208	36.705	ppm	#	32

Quantitation Report (QT Reviewed)

Data Path : I:\ACQUDATA\5973A\DATA\041621\
Data File : EC954.D
Acq On : 16 Apr 2021 2:18 pm
Operator : JMisiurewicz
Sample : 40 ppm STD
Misc : Initial Calibration 8270D/625
ALS Vial : 10 Sample Multiplier: 1

Quant Time: Apr 16 15:10:47 2021
Quant Method : I:\ACQUDATA\5973A\METHODS\8270041621A.M
Quant Title : 8270 BNA ANALYSIS
QLast Update : Fri Apr 16 15:09:57 2021
Response via : Initial Calibration

	Compound	R.T.	QIon	Response	Conc	Units	Dev(Min)
99)	Diallate	8.514	86	263285	43.707	ppm	90
100)	Phorate	8.519	121	149952	43.736	ppm	98
101)	Phenacetin	8.541	108	397735	42.954	ppm	97
102)	4-Bromophenyl-phenylether	8.594	248	189164	36.298	ppm	92
103)	Hexachlorobenzene	8.653	284	217347	35.090	ppm	94
104)	Dimethoate	8.690	87	226309	41.532	ppm	93
105)	Atrazine	8.760	215	90865	38.448	ppm	88
106)	Pentachlorophenol	8.851	266	111404	29.083	ppm	97
107)	4-Aminobiphenyl	8.851	169	791797	41.518	ppm	98
108)	Pentachloronitrobenzene	8.861	237	77520	39.384	ppm	97
109)	Pronamide	8.909	173	342459	43.189	ppm	99
110)	Dinoseb	9.027	211	143079	34.795	ppm	92
111)	Disulfoton	9.038	88	426250	42.528	ppm	98
112)	Phenanthrene	9.064	178	1031409	41.177	ppm	100
113)	Anthracene	9.112	178	996866	41.897	ppm	100
114)	Carbazole	9.273	167	1012725	41.458	ppm	99
115)	Di-n-butylphthalate	9.614	149	1253627	45.667	ppm	99
116)	4-Nitroquinonline-1-oxide	9.828	190	77694	35.867	ppm	98
117)	Fluoranthene	10.266	202	1132478	41.361	ppm	97
119)	Methyl Parathion	9.406	109	170916	41.083	ppm	96
120)	Ethyl Parathion	9.791	97	157575	46.239	ppm	99
121)	Methapyrilene	9.903	58	338277	45.784	ppm	94
122)	Isodrin	10.101	193	112196	45.384	ppm	99
123)	Benzidine	10.421	184	625397	40.810	ppm	99
124)	Pyrene	10.528	202	1173503	43.287	ppm	99
126)	Aramite	10.790	185	85570m	47.835	ppm	
127)	p-(Dimethylamino)azobe...	10.897	120	364363	47.135	ppm	94
128)	Chlorobenzilate	10.955	139	402944	46.288	ppm	88
129)	Butyl benzyl phthalate	11.388	149	607779	45.531	ppm	99
130)	3,3-Dimethylbenzidine	11.361	212	699991	40.682	ppm	99
131)	2-Acetylaminofluorene	11.741	181	464982	41.419	ppm	97
132)	3,3'-Dichlorobenzidine	12.221	252	415521	38.051	ppm	97
133)	Benzo(a)anthracene	12.248	228	1130229	40.154	ppm	99
134)	Chrysene	12.312	228	1096812	41.065	ppm	100
135)	bis(2-Ethylhexyl)phtha...	12.360	149	814253	47.642	ppm	99
137)	Di-n-octyl phthalate	13.675	149	1358540	51.401	ppm	99
138)	7,12-Dimethylbenz(a)an...	14.342	256	530076	41.545	ppm	92
139)	Benzo(b)Fluoranthene	14.342	252	1131296	40.544	ppm	96
140)	Benzo(k)fluoranthene	14.401	252	1093146	42.532	ppm	98
141)	Benzo(a)pyrene	15.026	252	869082	41.180	ppm	97
142)	3-Methylcholanthrene	15.822	268	573573	40.808	ppm	96
143)	Indeno(1,2,3-cd)Pyrene	17.126	276	906793	39.096	ppm	93
144)	Dibenz(a,h)anthracene	17.179	278	959158	39.110	ppm	95
145)	Benzo(g,h,i)perylene	17.564	276	830110	40.444	ppm	95

(#) = qualifier out of range (m) = manual integration (+) = signals summed

Quantitation Report (QT Reviewed)

Data Path : I:\ACQUDATA\5973A\DATA\041621\
Data File : EC954.D
Acq On : 16 Apr 2021 2:18 pm
Operator : JMisiurewicz
Sample : 40 ppm STD
Misc : Initial Calibration 8270D/625
ALS Vial : 10 Sample Multiplier: 1

Quant Time: Apr 16 15:10:47 2021
Quant Method : I:\ACQUDATA\5973A\METHODS\8270041621A.M
Quant Title : 8270 BNA ANALYSIS
QLast Update : Fri Apr 16 15:09:57 2021
Response via : Initial Calibration

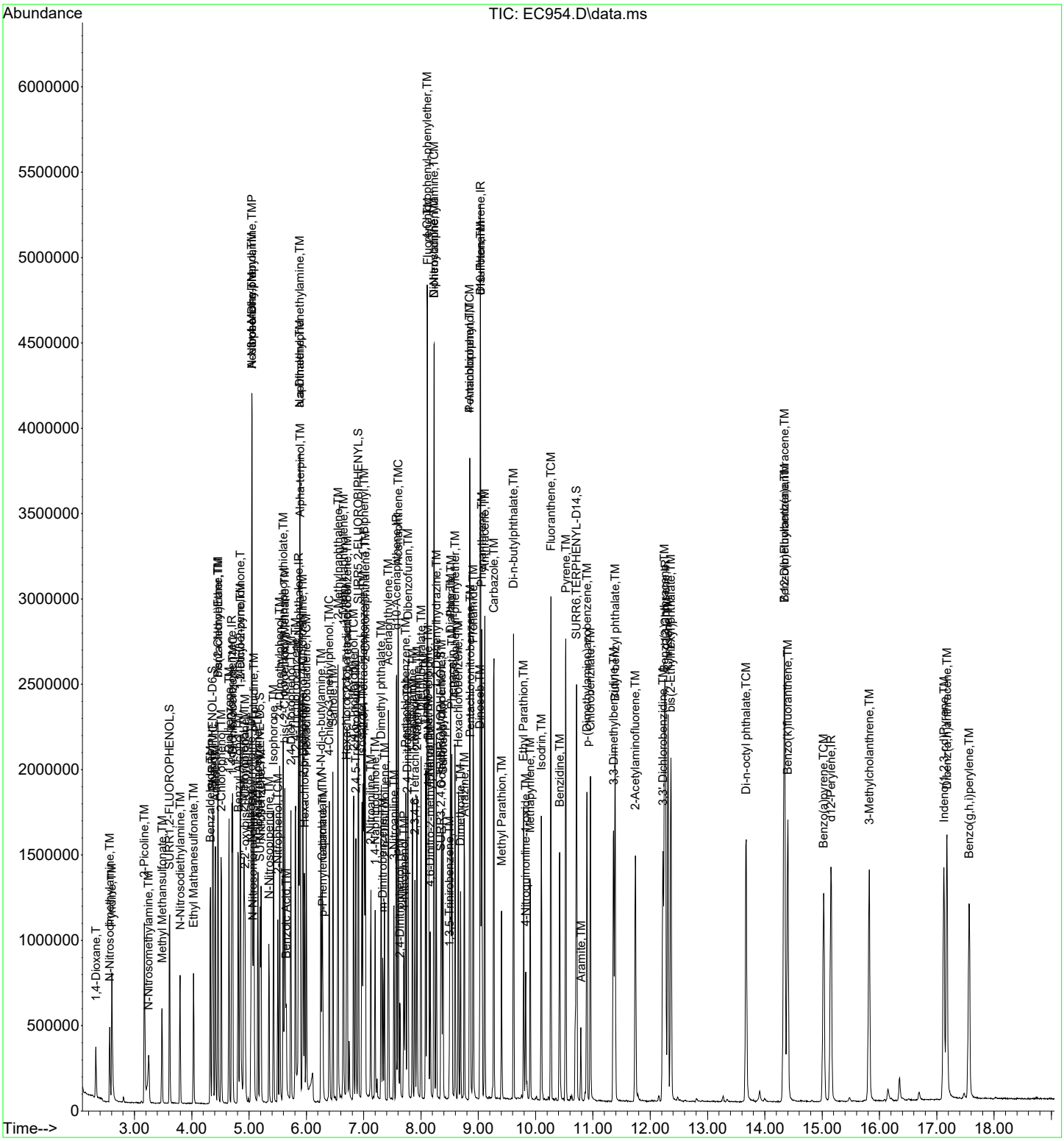

1st DM 04/19/21
2nd BA 04/20/21

Quantitation Report (Qedit)

Data Path : I:\ACQUDATA\5973A\DATA\041621\
Data File : EC955.D
Acq On : 16 Apr 2021 2:57 pm
Operator : JMisiurewicz
Sample : 50 ppm STD
Misc : Initial Calibration 8270D/625
ALS Vial : 11 Sample Multiplier: 1

Quant Time: Apr 16 15:19:17 2021
Quant Method : I:\ACQUDATA\5973A\METHODS\8270041621A.M
Quant Title : 8270 BNA ANALYSIS
QLast Update : Fri Apr 16 15:09:57 2021
Response via : Initial Calibration

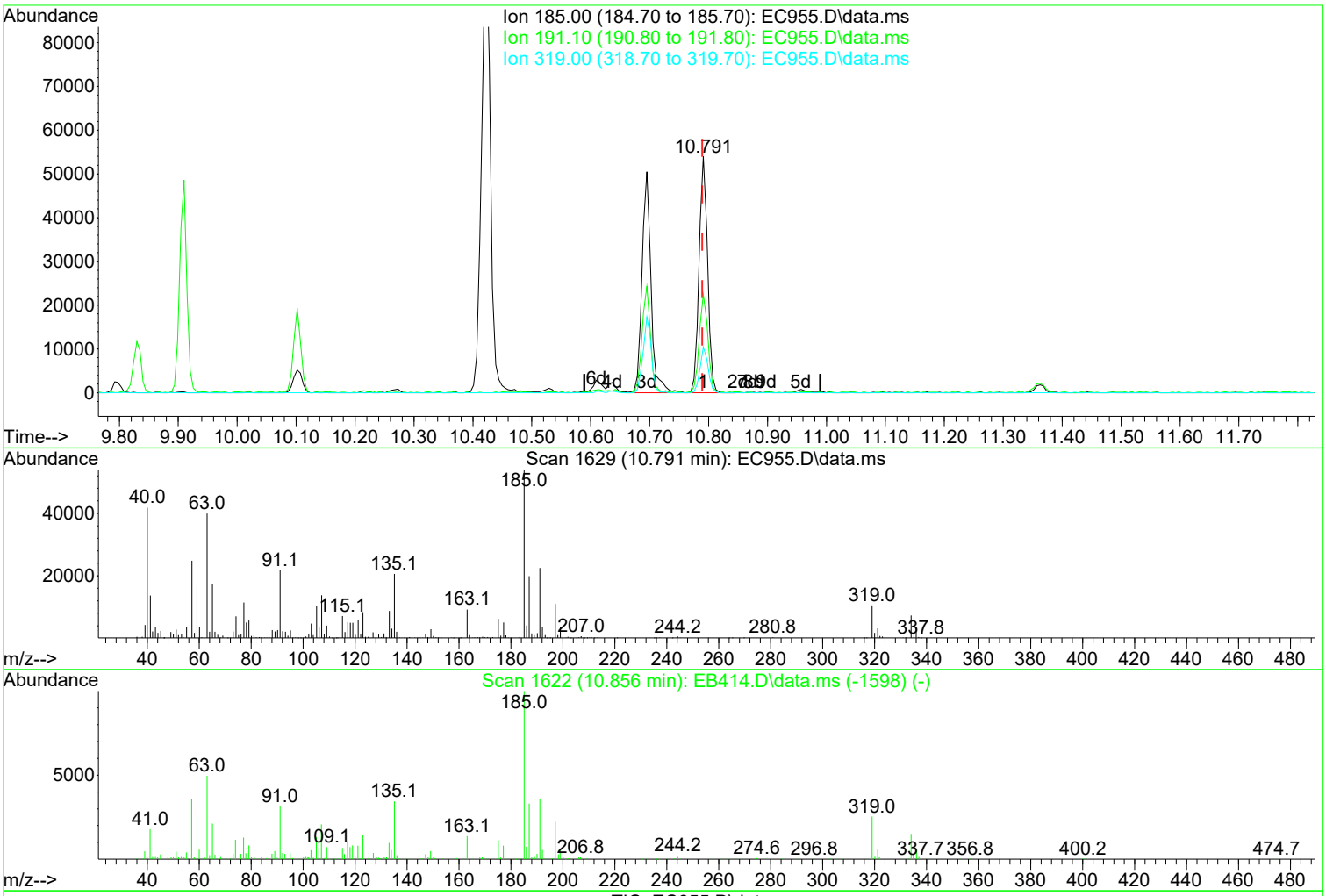

TIC: EC955.D\data.ms

(126) Aramite (TM)

10.791min (+ 0.001) 57.68 ppm m

response 106980

Ion	Exp%	Act%
185.00	100.00	100.00
191.10	41.40	41.65
319.00	17.90	19.45
0.00	0.00	0.00

Manual Integration:

After

Split Peak.

04/16/21

Quantitation Report (Qedit)

1st DM 04/19/21
2nd BA 04/20/21

Data Path : I:\ACQUDATA\5973A\DATA\041621\
Data File : EC955.D
Acq On : 16 Apr 2021 2:57 pm
Operator : JMisiurewicz
Sample : 50 ppm STD
Misc : Initial Calibration 8270D/625
ALS Vial : 11 Sample Multiplier: 1

Quant Time: Apr 16 15:19:17 2021
Quant Method : I:\ACQUDATA\5973A\METHODS\8270041621A.M
Quant Title : 8270 BNA ANALYSIS
QLast Update : Fri Apr 16 15:09:57 2021
Response via : Initial Calibration

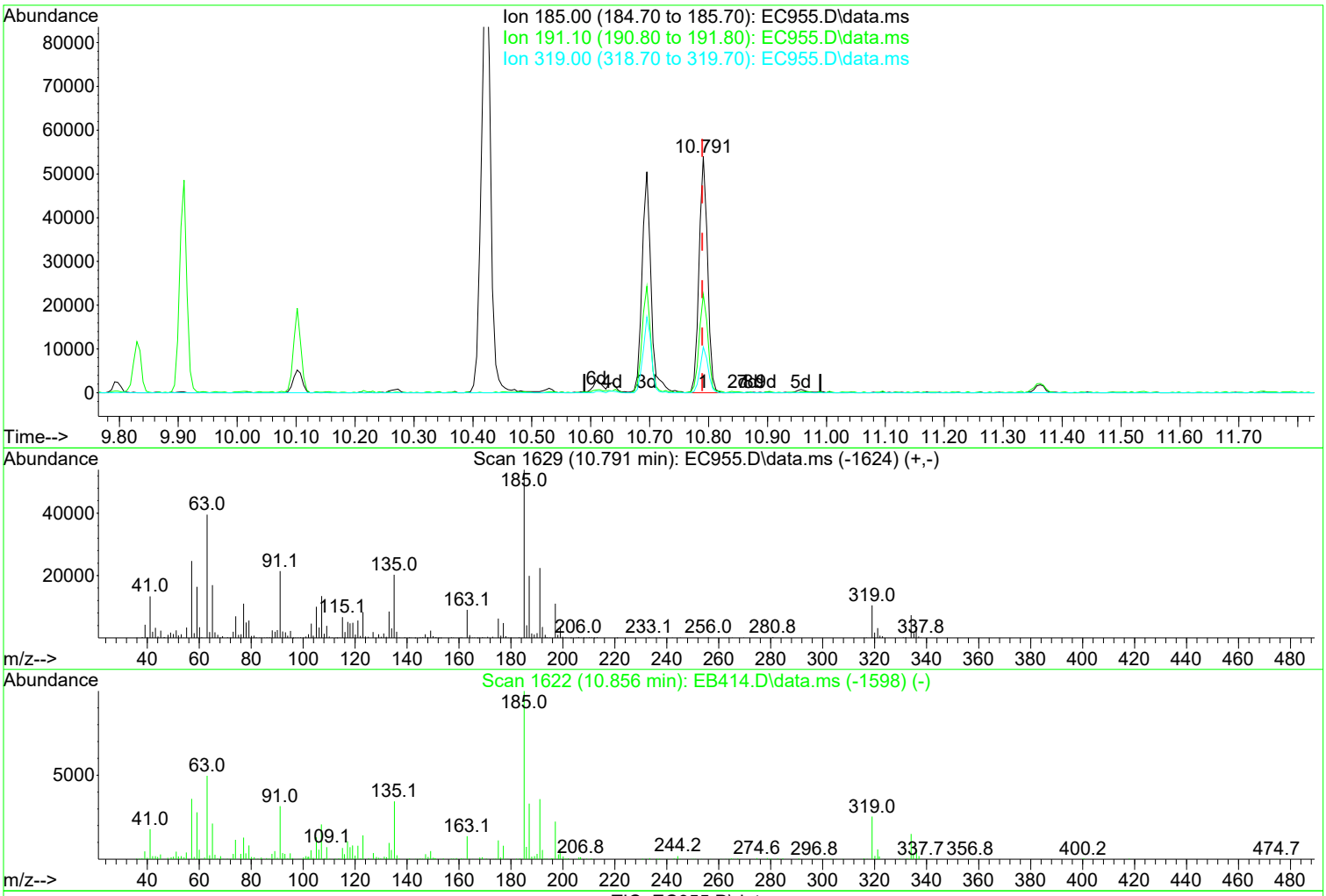

(126) Aramite (TM)

10.791min (+ 0.001) 28.92 ppm

response 53634

Ion	Exp%	Act%
185.00	100.00	100.00
191.10	41.40	41.51
319.00	17.90	19.45
0.00	0.00	0.00

Manual Integration:

Before

04/16/21

1st DM 04/19/21
2nd BA 04/20/21

Quantitation Report (Qedit)

Data Path : I:\ACQUDATA\5973A\DATA\041621\
Data File : EC955.D
Acq On : 16 Apr 2021 2:57 pm
Operator : JMisiurewicz
Sample : 50 ppm STD
Misc : Initial Calibration 8270D/625
ALS Vial : 11 Sample Multiplier: 1

Quant Time: Apr 16 15:19:17 2021
Quant Method : I:\ACQUDATA\5973A\METHODS\8270041621A.M
Quant Title : 8270 BNA ANALYSIS
QLast Update : Fri Apr 16 15:09:57 2021
Response via : Initial Calibration

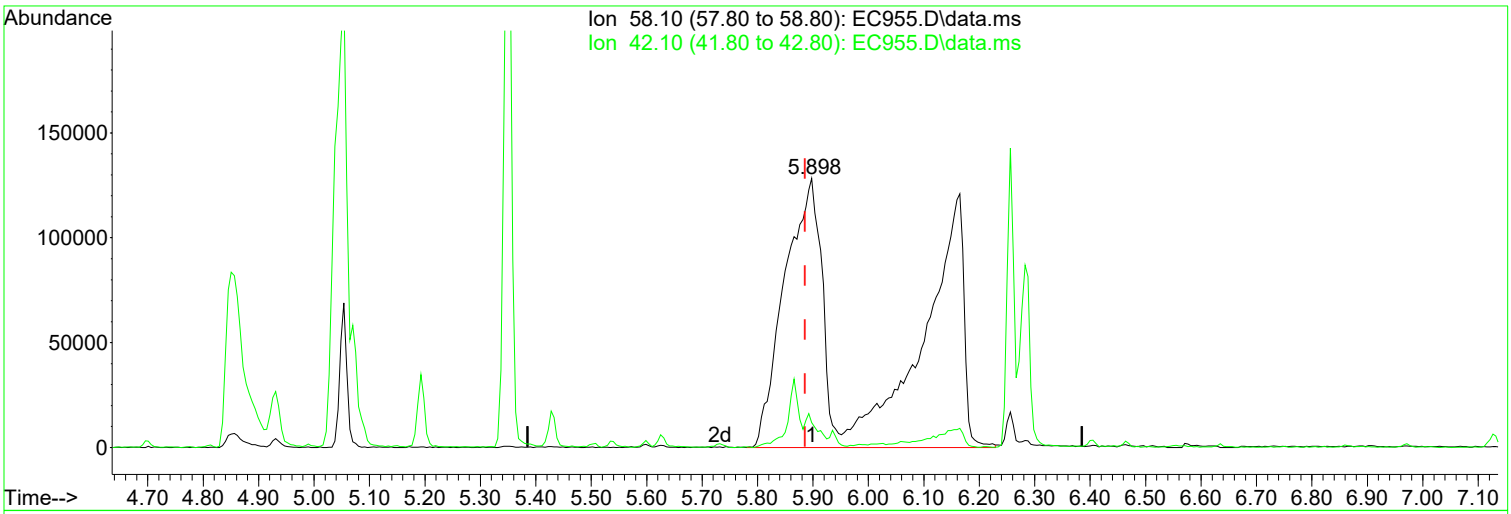

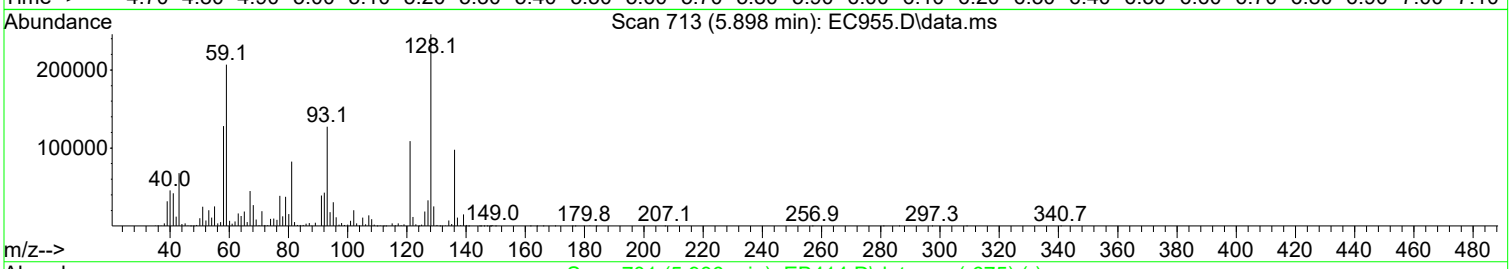

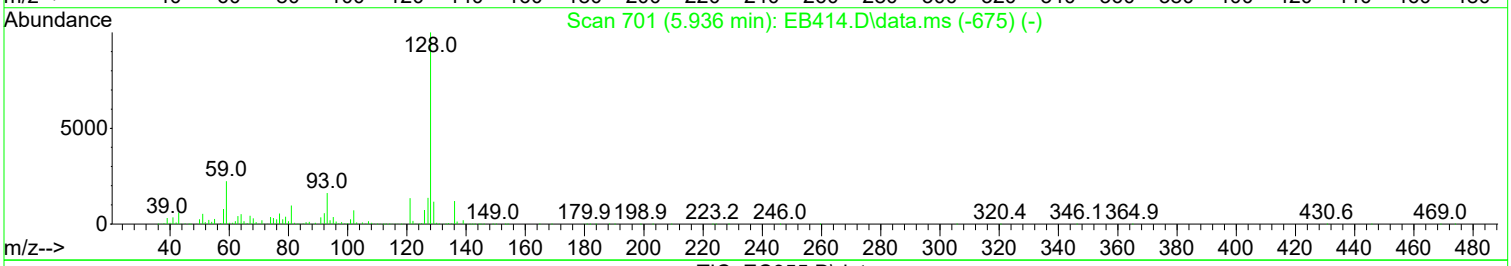

TIC: EC955.D\data.ms

(44) a,a-Dimethylphenethylamine (TM)

5.898min (+ 0.012) 58.86 ppm m

response 1202603

Ion	Exp%	Act%
58.10	100.00	100.00
42.10	41.00	9.24
0.00	0.00	0.00
0.00	0.00	0.00

Manual Integration:

After

Poor integration.

04/16/21

Quantitation Report (Qedit)

1st DM 04/19/21
2nd BA 04/20/21

Data Path : I:\ACQUDATA\5973A\DATA\041621\
Data File : EC955.D
Acq On : 16 Apr 2021 2:57 pm
Operator : JMisiurewicz
Sample : 50 ppm STD
Misc : Initial Calibration 8270D/625
ALS Vial : 11 Sample Multiplier: 1

Quant Time: Apr 16 15:19:17 2021
Quant Method : I:\ACQUDATA\5973A\METHODS\8270041621A.M
Quant Title : 8270 BNA ANALYSIS
QLast Update : Fri Apr 16 15:09:57 2021
Response via : Initial Calibration

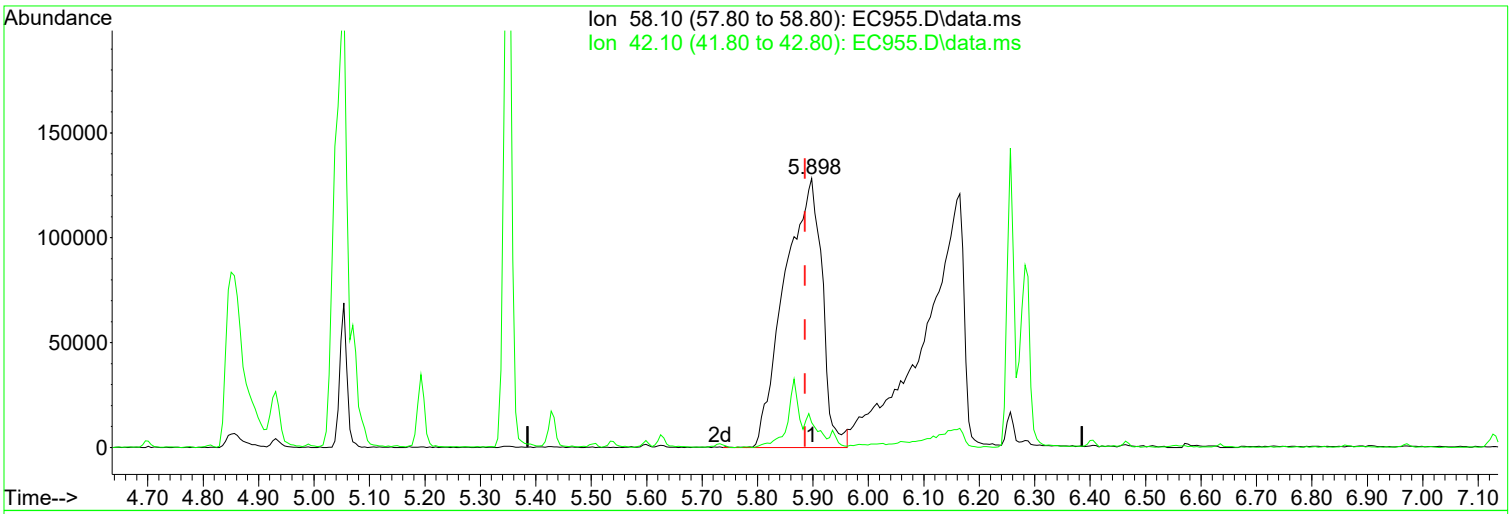

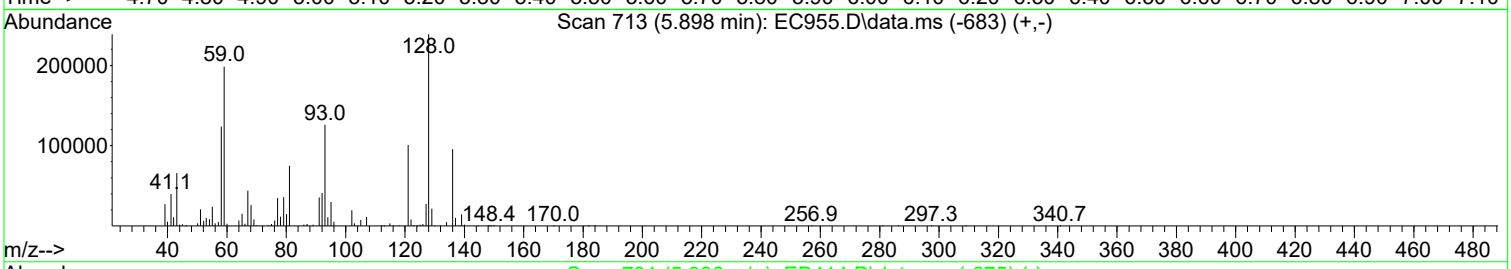

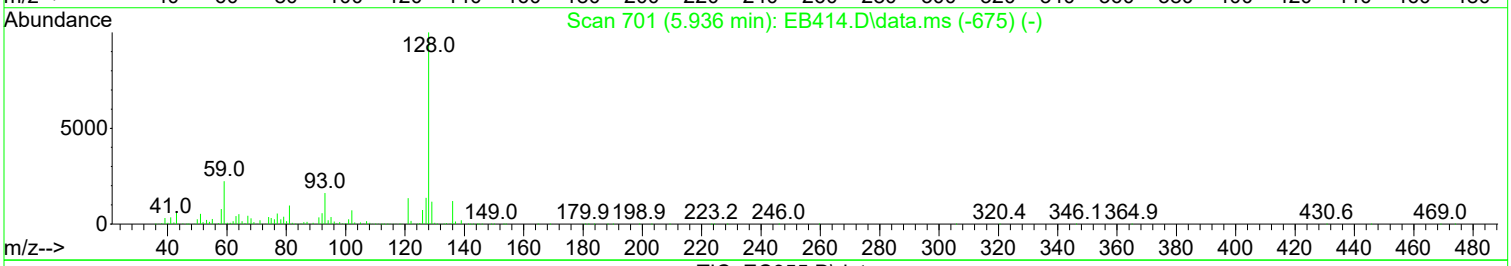

TIC: EC955.D\data.ms

(44) a,a-Dimethylphenethylamine (TM)

5.898min (+ 0.012) 29.40 ppm

response 600592

Ion	Exp%	Act%
58.10	100.00	100.00
42.10	41.00	8.80
0.00	0.00	0.00
0.00	0.00	0.00

Manual Integration:

Before

04/16/21

Quantitation Report (Qedit)

1st DM 04/19/21
2nd BA 04/20/21

Data Path : I:\ACQUDATA\5973A\DATA\041621\
Data File : EC955.D
Acq On : 16 Apr 2021 2:57 pm
Operator : JMisiurewicz
Sample : 50 ppm STD
Misc : Initial Calibration 8270D/625
ALS Vial : 11 Sample Multiplier: 1

Quant Time: Apr 16 15:19:17 2021
Quant Method : I:\ACQUDATA\5973A\METHODS\8270041621A.M
Quant Title : 8270 BNA ANALYSIS
QLast Update : Fri Apr 16 15:09:57 2021
Response via : Initial Calibration

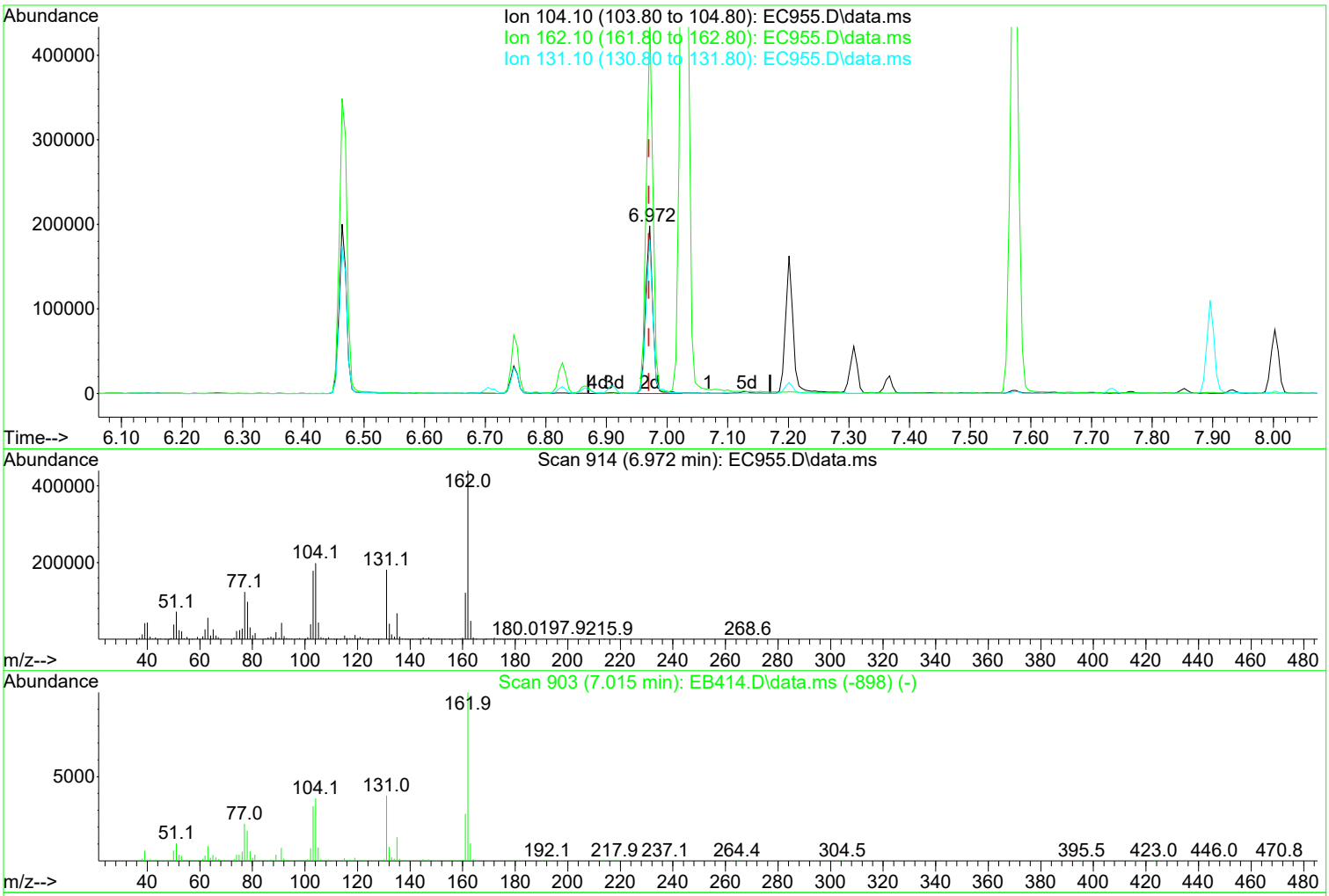

(65) Isosafrole (TM)

6.972min (+ 0.001) 48.63 ppm m

response 158718

Ion	Exp%	Act%
104.10	100.00	100.00
162.10	0.00	221.58#
131.10	88.70	91.55
0.00	0.00	0.00

Manual Integration:

After

Peak not found.

04/16/21

1st DM 04/19/21
2nd BA 04/20/21

Quantitation Report (Qedit)

Data Path : I:\ACQUDATA\5973A\DATA\041621\
Data File : EC955.D
Acq On : 16 Apr 2021 2:57 pm
Operator : JMisiurewicz
Sample : 50 ppm STD
Misc : Initial Calibration 8270D/625
ALS Vial : 11 Sample Multiplier: 1

Quant Time: Apr 16 15:19:17 2021
Quant Method : I:\ACQUDATA\5973A\METHODS\8270041621A.M
Quant Title : 8270 BNA ANALYSIS
QLast Update : Fri Apr 16 15:09:57 2021
Response via : Initial Calibration

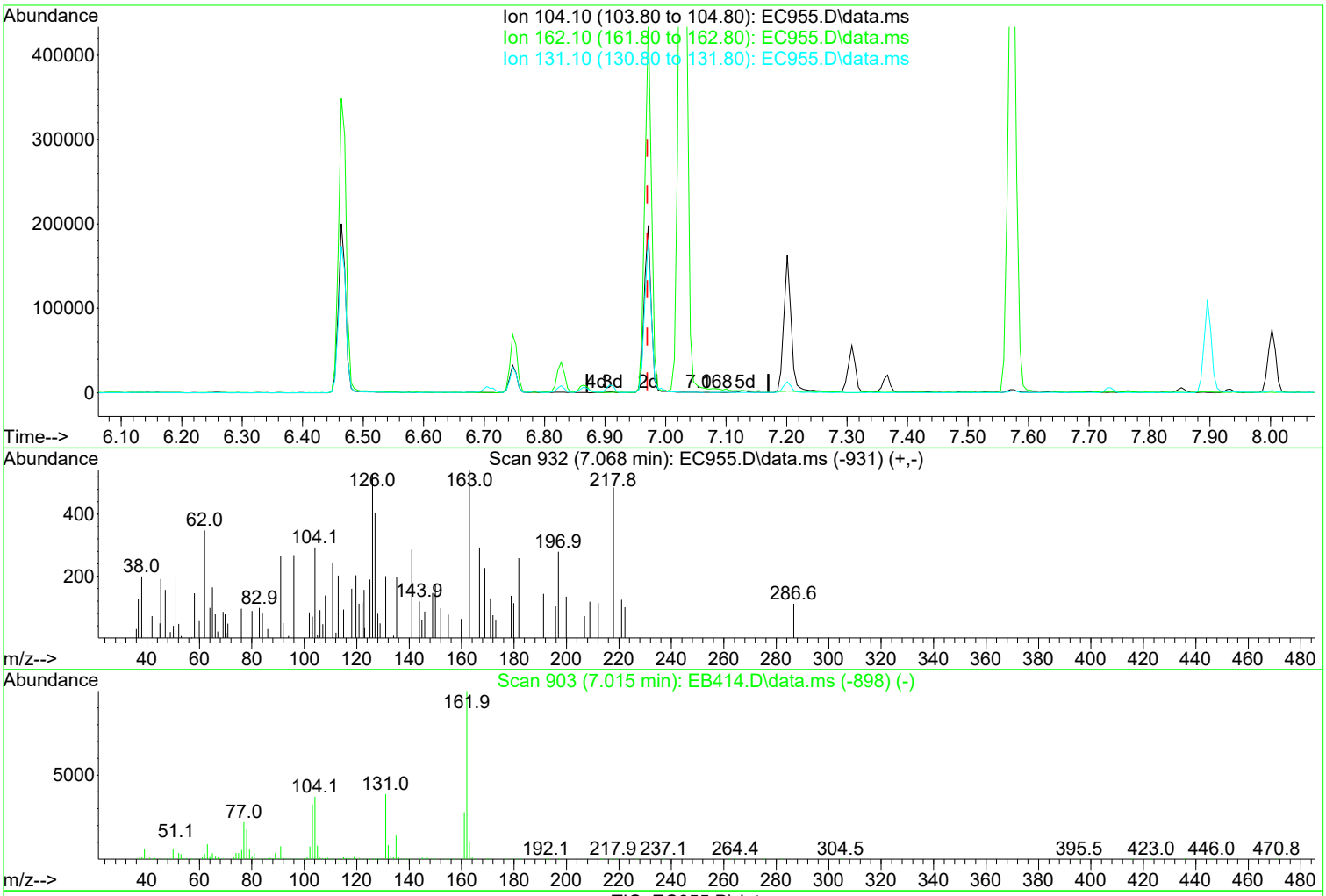

TIC: EC955.D\data.ms

(65) Isosafrole (TM)

7.068min (+ 0.098) 0.03 ppm

response 100

Ion	Exp%	Act%
104.10	100.00	100.00
162.10	0.00	0.00
131.10	88.70	68.55
0.00	0.00	0.00

Manual Integration:

Before

04/16/21

Quantitation Report (QT Reviewed)

Data Path : I:\ACQUDATA\5973A\DATA\041621\
Data File : EC955.D
Acq On : 16 Apr 2021 2:57 pm
Operator : JMisiurewicz
Sample : 50 ppm STD
Misc : Initial Calibration 8270D/625
ALS Vial : 11 Sample Multiplier: 1

Quant Time: Apr 16 15:19:17 2021
Quant Method : I:\ACQUDATA\5973A\METHODS\8270041621A.M
Quant Title : 8270 BNA ANALYSIS
QLast Update : Fri Apr 16 15:09:57 2021
Response via : Initial Calibration

Compound	R.T.	QIon	Response	Conc	Units	Dev(Min)
Internal Standards						
1) d4-1,4-Dichlorobenzene	4.701	152	268048	40.00	ppm	0.00
34) d8-Naphthalene	5.866	136	1008381	40.00	ppm	0.00
58) d10-Acenaphthene	7.575	164	568931	40.00	ppm	0.00
92) d10-Phenanthrene	9.039	188	954833	40.00	ppm	0.00
118) d12-Chrysene	12.271	240	898554	40.00	ppm	0.00
136) d12-Perylene	15.161	264	931367	40.00	ppm	0.00
System Monitoring Compounds						
8) SURR1,2-FLUOROPHENOL	3.611	112	429572	48.10	ppm	0.00
Spiked Amount 20.000	Range 10 - 70		Recovery = 240.50%#			
13) SURR2,PHENOL-D6	4.365	99	569598	49.05	ppm	0.00
Spiked Amount 20.000	Range 10 - 107		Recovery = 245.25%#			
35) SURR4,NITROBENZENE-D5	5.193	82	464888	46.98	ppm	0.00
Spiked Amount 10.000	Range 31 - 110		Recovery = 469.80%#			
64) SURR5,2-FLUOROBIPHENYL	6.913	172	924675	46.86	ppm	0.00
Spiked Amount 10.000	Range 31 - 118		Recovery = 468.60%#			
89) SURR3,2,4,6-TRIBROMOPH...	8.350	330	134366	38.91	ppm	0.00
Spiked Amount 20.000	Range 35 - 141		Recovery = 194.55%#			
125) SURR6,TERPHENYL-D14	10.716	244	1068283	49.71	ppm	0.00
Spiked Amount 10.000	Range 10 - 165		Recovery = 497.10%#			
Target Compounds						Qvalue
2) 1,4-Dioxane	2.324	88	168750	46.758	ppm	100
3) Pyridine	2.602	79	466323	47.647	ppm	94
4) N-Nitrosodimethylamine	2.570	74	275963	52.572	ppm	85
5) 2-Picoline	3.173	93	485550	48.933	ppm	100
6) N-Nitrosomethylamine	3.248	42	202148	43.502	ppm	92
7) Methyl Methansulfonate	3.478	80	256719	47.594	ppm	99
9) N-Nitrosodiethylamine	3.798	102	226345	49.971	ppm	99
10) Ethyl Mathanesulfonate	4.033	79	327222	49.703	ppm	98
11) Benzaldehyde	4.327	106	312547	47.055	ppm	99
12) Aniline	4.413	93	689779	49.386	ppm	93
14) Phenol	4.375	94	614767	48.751	ppm	98
15) bis(2-Clethyl)Ether	4.461	93	433897	49.005	ppm	99
16) Pentachloroethane	4.461	117	167101	47.504	ppm	95
17) 2-Chlorophenol	4.514	128	507527	48.312	ppm	93
18) 1,3-Diclbenzene	4.653	146	494259	47.495	ppm	99
19) 1,4-Dichlorobenzene	4.717	146	504431	47.376	ppm	100
20) 1,2-Diclbenzene	4.851	146	484975	48.260	ppm	99
21) Benzyl Alcohol	4.813	79	392284	50.929	ppm	97
22) 1-Methyl-2-pyrrolidinone	4.851	99	332063	52.855	ppm	98
23) 2,2'-oxybis(1-Chloropr...	4.931	45	564178	52.860	ppm	97
24) 2-Methylphenol	4.915	108	456554	50.483	ppm	97
25) 3+4-Methylphenol	5.048	108	471711	49.290	ppm	98
26) Acetophenone	5.054	105	599255	47.313	ppm	81
27) N-Nitroso-Di-n-propyla...	5.054	70	352391	50.233	ppm	95
28) N-Nitrosopyrrolidine	5.038	100	251132	49.567	ppm	94
29) N-Nitrosomorpholine	5.070	56	270905	48.163	ppm	100
30) o-Toluidine	5.086	106	733350	49.357	ppm	98
31) Hexachloroethane	5.155	117	200278	48.365	ppm	91
32) o,o,o-Triethylphosphor...	5.599	198	216950	47.396	ppm	93
33) Alpha-terpinol	5.892	121	138968	51.234	ppm	99
36) Nitrobenzene	5.214	77	475562	47.663	ppm	99
37) N-Nitrosopiperidine	5.348	42	278277	45.883	ppm	96
38) Isophorone	5.428	82	859646	49.650	ppm	96

1st DM 04/19/21
2nd BA 04/20/21

Data Path : I:\ACQUDATA\5973A\DATA\041621\
Data File : EC955.D
Acq On : 16 Apr 2021 2:57 pm
Operator : JMisiurewicz
Sample : 50 ppm STD
Misc : Initial Calibration 8270D/625
ALS Vial : 11 Sample Multiplier: 1

Quant Time: Apr 16 15:19:17 2021
Quant Method : I:\ACQUDATA\5973A\METHODS\8270041621A.M
Quant Title : 8270 BNA ANALYSIS
QLast Update : Fri Apr 16 15:09:57 2021
Response via : Initial Calibration

	Compound	R.T.	QIon	Response	Conc	Units		Dev(Min)
39)	2-Nitrophenol	5.502	139	254107	46.275	ppm		95
40)	2,4-Dimethylphenol	5.540	107	518924	50.653	ppm		99
41)	bis(-2-Chloroethoxy)Me...	5.625	93	559062	50.600	ppm		97
42)	Benzoic Acid	5.663	105	544817	84.165	ppm		95
43)	2,4-Dichlorophenol	5.732	162	413748	49.143	ppm		95
44)	a,a-Dimethylphenethyla...	5.898	58	1202603m	58.861	ppm		
45)	1,2,4-Trichlorobenzene	5.812	180	408404	46.662	ppm		98
46)	Naphthalene	5.887	128	1318636	47.805	ppm		99
47)	4-Chloroaniline	5.935	127	559269	48.930	ppm		99
48)	2,6-Dichlorophenol	5.946	162	371916	48.528	ppm		92
49)	Hexachlorobutadiene	5.999	225	221527	45.932	ppm		98
50)	Hexachloropropene	5.967	213	240584	44.148	ppm		99
51)	4-Chloro-3-methylphenol	6.405	107	427394	51.773	ppm		96
52)	N-N-di-n-butylamine	6.256	84	335458	48.501	ppm		98
53)	Caprolactam	6.288	113	150994	50.481	ppm		97
54)	p-Phenylenediamine	6.288	80	141297	39.937	ppm		99
55)	Safrole	6.464	162	312865	47.934	ppm		94
56)	2-Methylnaphthalene	6.555	142	894160	48.752	ppm		99
57)	1-Methylnaphthalene	6.651	142	865425	48.964	ppm		99
59)	Hexachlorocyclopentadiene	6.704	237	213287	40.915	ppm		99
60)	1,2,4,5-Tetrachloroben...	6.715	216	376258	44.424	ppm		99
61)	1,2,3,4-Tetrachloroben...	6.993	216	363211	44.457	ppm		98
62)	2,4,6-Trichlorophenol	6.827	196	287449	47.157	ppm		99
63)	2,4,5-Trichlorophenol	6.865	196	290819	47.019	ppm		99
65)	Isosafrole	6.972	104	158718m	48.632	ppm		
66)	1,1'-Biphenyl	7.009	154	1029600	46.551	ppm		95
67)	2-Chloronaphthalene	7.030	162	828538	46.864	ppm		98
68)	2-Nitroaniline	7.126	65	245804	47.489	ppm		96
69)	1,4-Naphthoquinone	7.201	158	251447	45.767	ppm		88
70)	m-Dinitrobenzene	7.340	168	144148	48.585	ppm		96
71)	Acenaphthylene	7.436	152	1248849	48.204	ppm		99
72)	Dimethyl phthalate	7.308	163	880234	47.688	ppm		100
73)	2,6-Dinitrotoluene	7.367	165	203074	47.947	ppm		91
74)	Acenaphthene	7.607	153	878943	48.222	ppm		98
75)	3-Nitroaniline	7.532	138	244183	48.841	ppm		99
76)	2,4-Dinitrophenol	7.639	184	103285	42.264	ppm		97
77)	Dibenzofuran	7.778	168	1142695	47.130	ppm		98
78)	2,4-Dinitrotoluene	7.762	165	278422	49.987	ppm		92
79)	4-Nitrophenol	7.703	65	218207	48.197	ppm		98
80)	Pentachlorobenzene	7.735	250	344792	43.846	ppm		96
81)	1-Napthylamine	7.853	143	688129	46.910	ppm		98
82)	2-Napthylamine	7.933	143	754271	47.192	ppm		98
83)	2,3,4,6-Tetrachlorophenol	7.896	232	198303	44.378	ppm		93
84)	Fluorene	8.115	166	908509	46.574	ppm		98
85)	4-Chlorophenyl-phenyle...	8.115	204	425931	45.511	ppm		97
86)	Diethylphthalate	8.003	149	912744	50.753	ppm		99
87)	4-Nitroaniline	8.136	138	279766	49.700	ppm		96
88)	5-Nitro-o-toluidine	8.131	152	274207	49.077	ppm		96
90)	Sulfotepp	8.387	322	148275	46.795	ppm		95
91)	Octachlorocyclopentene	8.360	307	139191	41.985	ppm		96
93)	Thionazin	8.083	107	161840	54.344	ppm		95
94)	4,6-Dinitro-2-methylph...	8.168	198	167265	46.387	ppm		100
95)	Diphenylamine	8.232	169	1350851	93.995	ppm		98
96)	1,2 Diphenylhydrazine	8.270	77	940865	48.634	ppm		96
97)	N-Nitrosodiphenylamine	8.232	169	1350851	93.995	ppm		98
98)	1,3,5-Trinirobenzene	8.505	74	137581	51.528	ppm	#	29

Quantitation Report (QT Reviewed)

Data Path : I:\ACQUDATA\5973A\DATA\041621\
Data File : EC955.D
Acq On : 16 Apr 2021 2:57 pm
Operator : JMisiurewicz
Sample : 50 ppm STD
Misc : Initial Calibration 8270D/625
ALS Vial : 11 Sample Multiplier: 1

Quant Time: Apr 16 15:19:17 2021
Quant Method : I:\ACQUDATA\5973A\METHODS\8270041621A.M
Quant Title : 8270 BNA ANALYSIS
QLast Update : Fri Apr 16 15:09:57 2021
Response via : Initial Calibration

	Compound	R.T.	QIon	Response	Conc Units	Dev(Min)
99)	Diallate	8.515	86	343109	54.172 ppm	95
100)	Phorate	8.521	121	187067	51.892 ppm	89
101)	Phenacetin	8.547	108	504544	51.823 ppm	98
102)	4-Bromophenyl-phenylether	8.596	248	242653	44.284 ppm	92
103)	Hexachlorobenzene	8.654	284	280412	43.056 ppm	92
104)	Dimethoate	8.697	87	270291	47.176 ppm	95
105)	Atrazine	8.761	215	111097	44.709 ppm	95
106)	Pentachlorophenol	8.852	266	147452	36.610 ppm	98
107)	4-Aminobiphenyl	8.852	169	1000014	49.870 ppm	97
108)	Pentachloronitrobenzene	8.863	237	103144	49.838 ppm	97
109)	Pronamide	8.916	173	446734	53.582 ppm	97
110)	Dinoseb	9.034	211	192783	44.589 ppm	96
111)	Disulfoton	9.039	88	560671	53.202 ppm	98
112)	Phenanthrene	9.066	178	1308294	49.675 ppm	99
113)	Anthracene	9.114	178	1263375	50.500 ppm	98
114)	Carbazole	9.274	167	1261289	49.107 ppm	97
115)	Di-n-butylphthalate	9.616	149	1563963	54.184 ppm	97
116)	4-Nitroquinonline-1-oxide	9.830	190	99693	43.770 ppm	99
117)	Fluoranthene	10.268	202	1421814	49.388 ppm	97
119)	Methyl Parathion	9.408	109	214106	49.637 ppm	90
120)	Ethyl Parathion	9.792	97	202749	57.383 ppm	99
121)	Methapyrilene	9.904	58	389269	50.815 ppm	95
122)	Isodrin	10.102	193	142936	55.766 ppm	96
123)	Benzidine	10.423	184	753861	47.446 ppm	96
124)	Pyrene	10.529	202	1472724	52.396 ppm	98
126)	Aramite	10.791	185	106980m	57.680 ppm	
127)	p-(Dimethylamino)azobe...	10.898	120	456182	56.918 ppm	96
128)	Chlorobenzilate	10.957	139	506823	56.154 ppm	90
129)	Butyl benzyl phthalate	11.389	149	752842	54.396 ppm	99
130)	3,3-Dimethylbenzidine	11.363	212	866168	48.552 ppm	99
131)	2-Acetylaminofluorene	11.747	181	587590	50.482 ppm	94
132)	3,3'-Dichlorobenzidine	12.223	252	516818	45.647 ppm	98
133)	Benzo(a)anthracene	12.250	228	1381076	47.324 ppm	99
134)	Chrysene	12.319	228	1362573	49.204 ppm	99
135)	bis(2-Ethylhexyl)phtha...	12.367	149	1014066	57.226 ppm	98
137)	Di-n-octyl phthalate	13.676	149	1730243	63.967 ppm	99
138)	7,12-Dimethylbenz(a)an...	14.349	256	648443	49.660 ppm	95
139)	Benzo(b)Fluoranthene	14.349	252	1422099	49.800 ppm	94
140)	Benzo(k)fluoranthene	14.408	252	1363204	51.827 ppm	97
141)	Benzo(a)pyrene	15.033	252	1097951	50.835 ppm	96
142)	3-Methylcholanthrene	15.829	268	711760	49.482 ppm	97
143)	Indeno(1,2,3-cd)Pyrene	17.132	276	1142291	48.123 ppm	92
144)	Dibenz(a,h)anthracene	17.186	278	1246681	49.672 ppm	96
145)	Benzo(g,h,i)perylene	17.576	276	1016731	48.404 ppm	95

(#) = qualifier out of range (m) = manual integration (+) = signals summed

Quantitation Report (QT Reviewed)

Data Path : I:\ACQUDATA\5973A\DATA\041621\
Data File : EC955.D
Acq On : 16 Apr 2021 2:57 pm
Operator : JMisiurewicz
Sample : 50 ppm STD
Misc : Initial Calibration 8270D/625
ALS Vial : 11 Sample Multiplier: 1

Quant Time: Apr 16 15:19:17 2021
Quant Method : I:\ACQUDATA\5973A\METHODS\8270041621A.M
Quant Title : 8270 BNA ANALYSIS
QLast Update : Fri Apr 16 15:09:57 2021
Response via : Initial Calibration

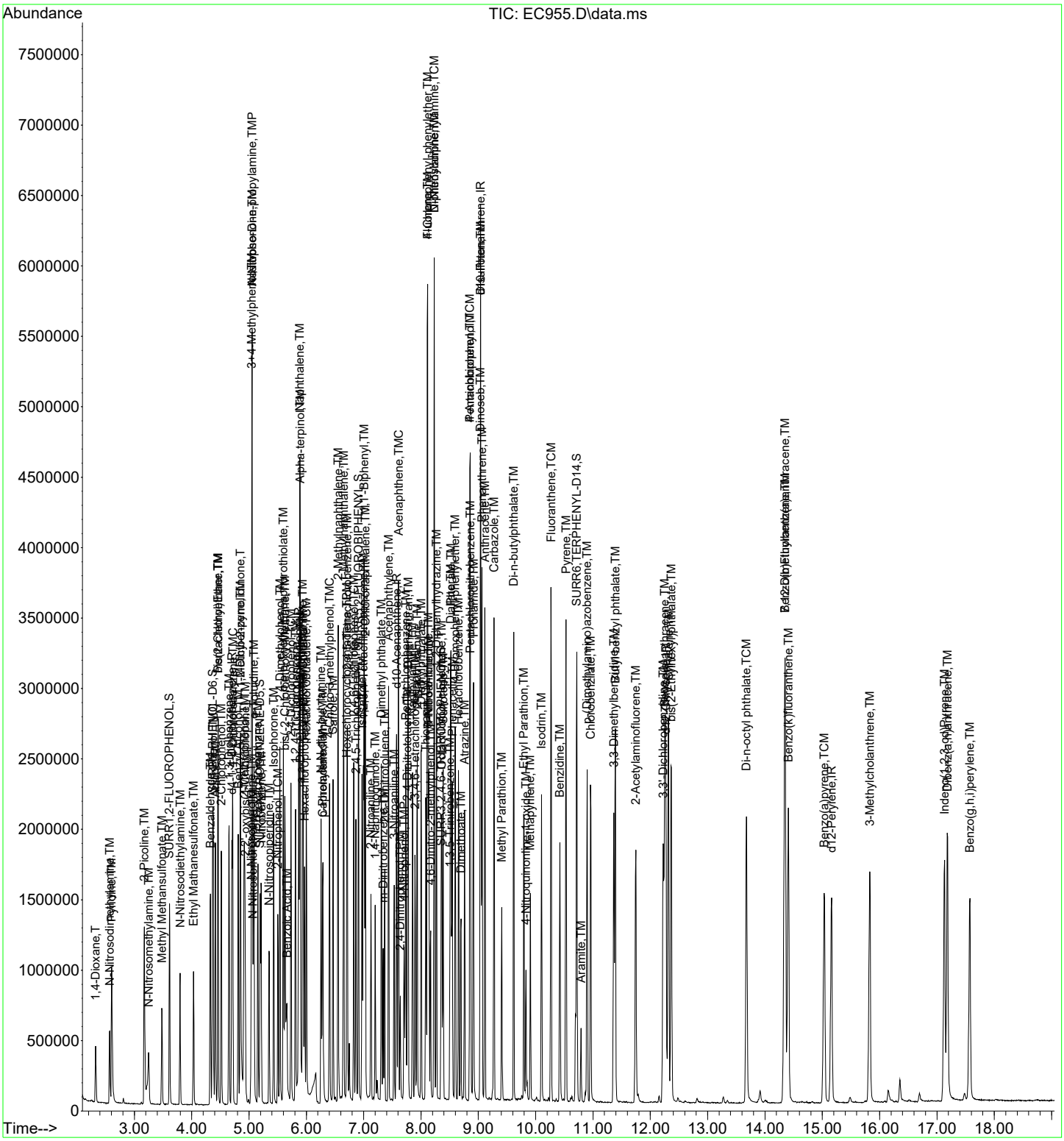

1st DM 04/19/21
2nd BA 04/20/21

Quantitation Report (Qedit)

Data Path : I:\ACQUDATA\5973A\DATA\041621\
Data File : EC956.D
Acq On : 16 Apr 2021 3:26 pm
Operator : JMisiurewicz
Sample : 60 ppm STD
Misc : Initial Calibration 8270D/625
ALS Vial : 12 Sample Multiplier: 1

Quant Time: Apr 19 07:02:28 2021
Quant Method : I:\ACQUDATA\5973A\METHODS\8270041621A.M
Quant Title : 8270 BNA ANALYSIS
QLast Update : Fri Apr 16 15:24:04 2021
Response via : Initial Calibration

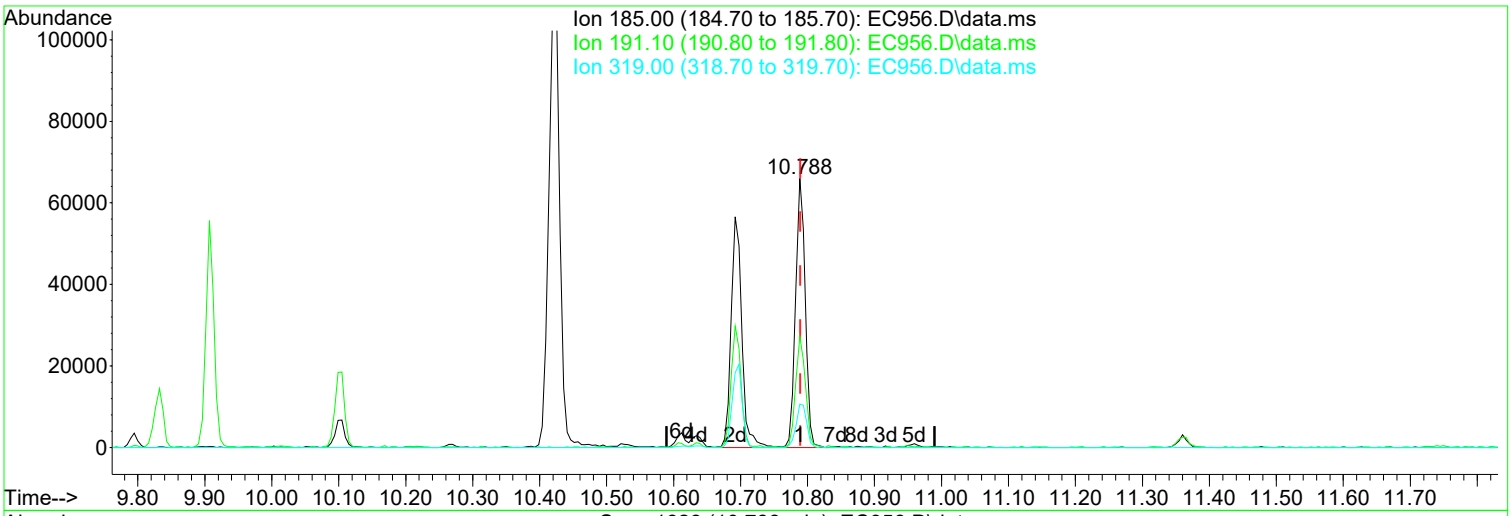

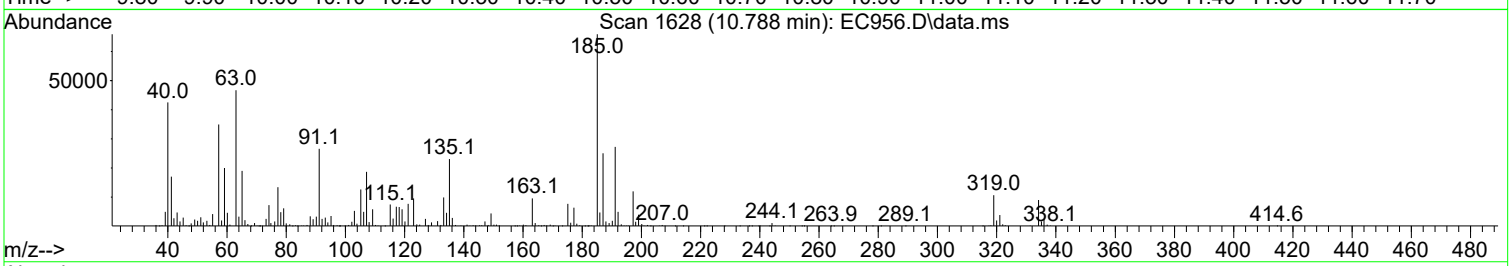



TIC: EC956.D\data.ms

(126) Aramite (TM)

10.788min (-0.001) 70.06 ppm m

response 128524

Ion	Exp%	Act%
185.00	100.00	100.00
191.10	41.40	41.30
319.00	17.90	16.13
0.00	0.00	0.00

Manual Integration:

After

Split Peak.

04/19/21

Quantitation Report (Qedit)

1st DM 04/19/21
2nd BA 04/20/21

Data Path : I:\ACQUDATA\5973A\DATA\041621\
Data File : EC956.D
Acq On : 16 Apr 2021 3:26 pm
Operator : JMisiurewicz
Sample : 60 ppm STD
Misc : Initial Calibration 8270D/625
ALS Vial : 12 Sample Multiplier: 1

Quant Time: Apr 19 07:02:28 2021
Quant Method : I:\ACQUDATA\5973A\METHODS\8270041621A.M
Quant Title : 8270 BNA ANALYSIS
QLast Update : Fri Apr 16 15:24:04 2021
Response via : Initial Calibration

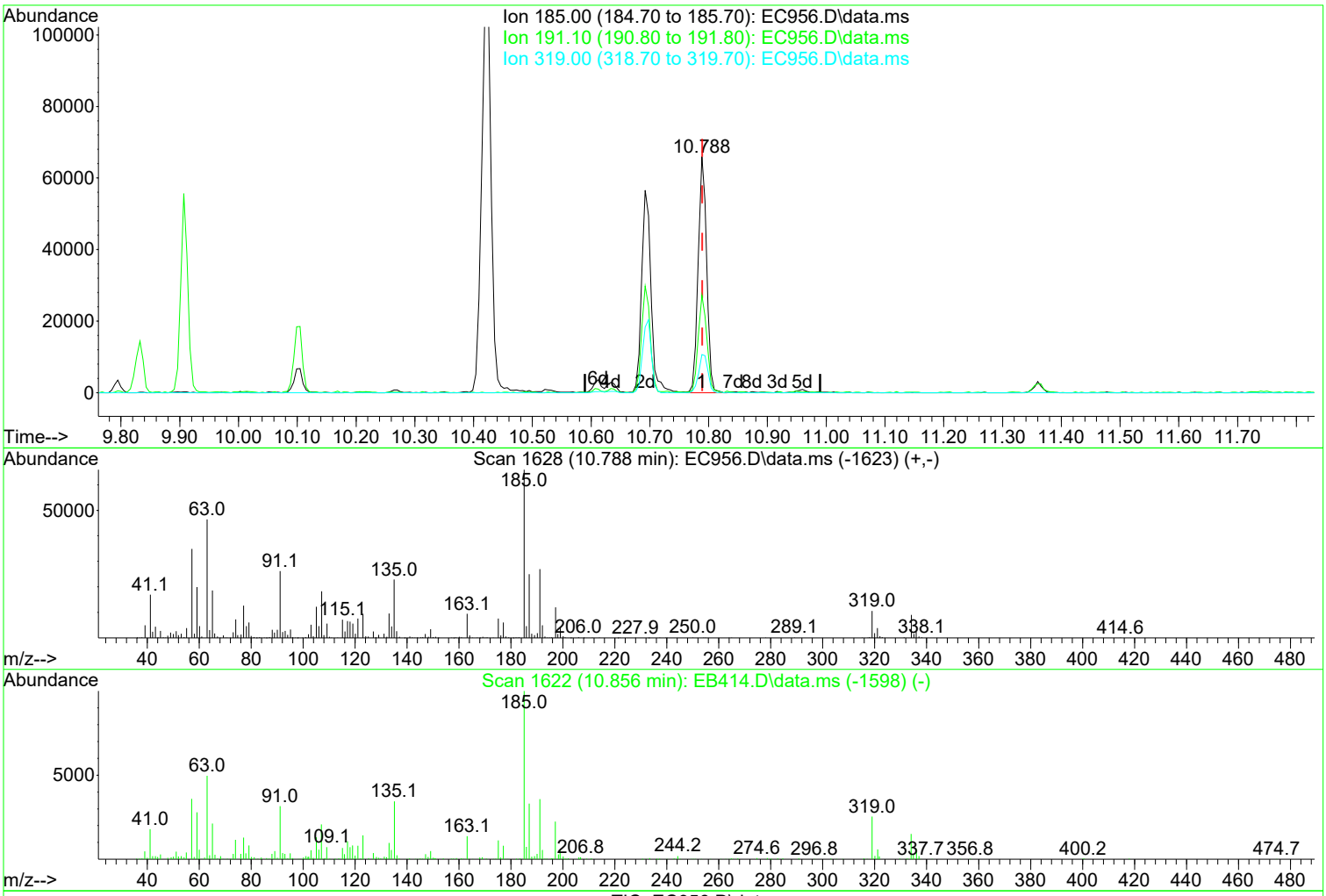

TIC: EC956.D\data.ms

(126) Aramite (TM)

10.788min (-0.001) 35.89 ppm

response 65833

Ion	Exp%	Act%
185.00	100.00	100.00
191.10	41.40	40.88
319.00	17.90	16.07
0.00	0.00	0.00

Manual Integration:

Before

04/19/21

Quantitation Report (Qedit)

1st DM 04/19/21
2nd BA 04/20/21

Data Path : I:\ACQUDATA\5973A\DATA\041621\
Data File : EC956.D
Acq On : 16 Apr 2021 3:26 pm
Operator : JMisiurewicz
Sample : 60 ppm STD
Misc : Initial Calibration 8270D/625
ALS Vial : 12 Sample Multiplier: 1

Quant Time: Apr 19 07:02:28 2021
Quant Method : I:\ACQUDATA\5973A\METHODS\8270041621A.M
Quant Title : 8270 BNA ANALYSIS
QLast Update : Fri Apr 16 15:24:04 2021
Response via : Initial Calibration

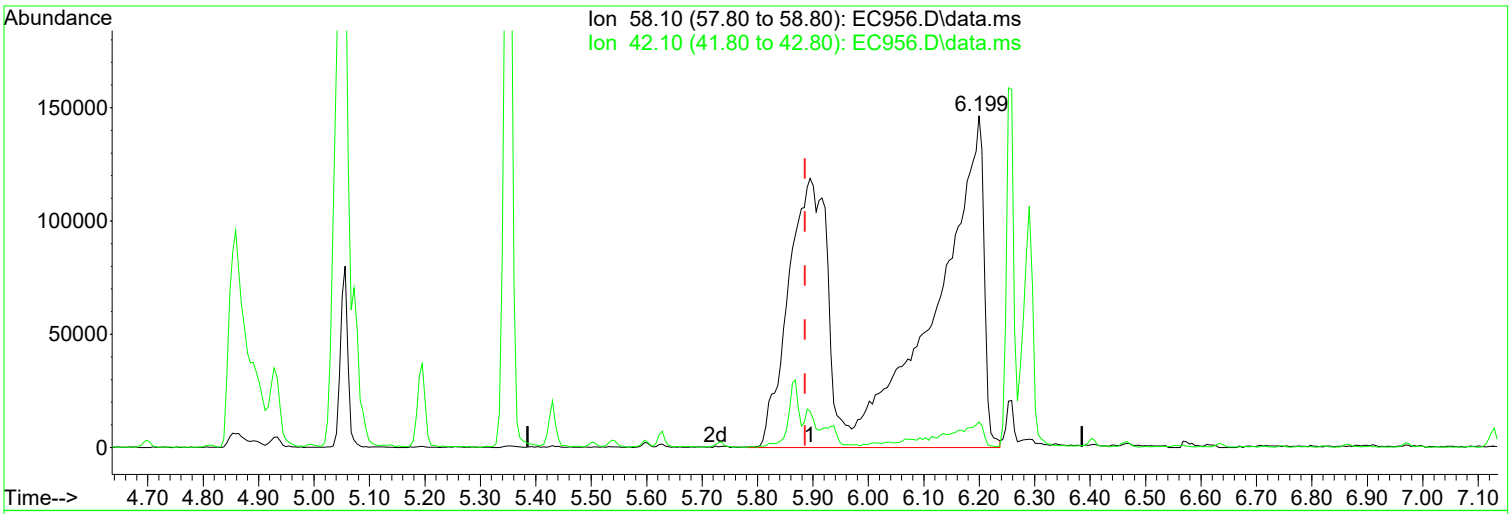

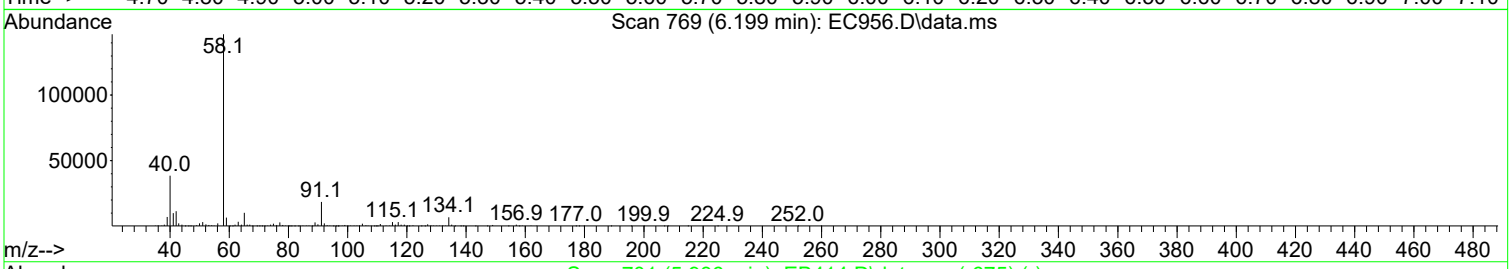

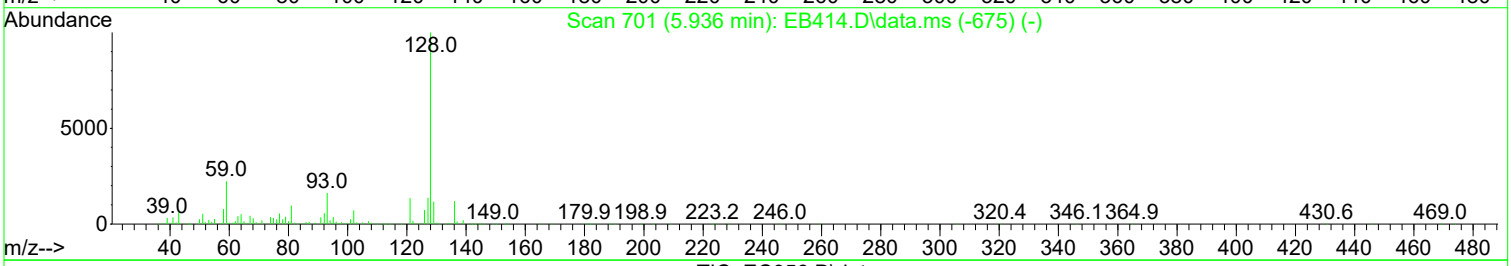

TIC: EC956.D\data.ms

(44) a,a-Dimethylphenethylamine (TM)

6.199min (+ 0.314) 68.56 ppm m

response 1427785

Ion	Exp%	Act%
58.10	100.00	100.00
42.10	41.00	7.72
0.00	0.00	0.00
0.00	0.00	0.00

Manual Integration:

After

Poor integration.

04/19/21

Quantitation Report (Qedit)

1st DM 04/19/21
2nd BA 04/20/21

Data Path : I:\ACQUDATA\5973A\DATA\041621\
Data File : EC956.D
Acq On : 16 Apr 2021 3:26 pm
Operator : JMisiurewicz
Sample : 60 ppm STD
Misc : Initial Calibration 8270D/625
ALS Vial : 12 Sample Multiplier: 1

Quant Time: Apr 19 07:02:28 2021
Quant Method : I:\ACQUDATA\5973A\METHODS\8270041621A.M
Quant Title : 8270 BNA ANALYSIS
QLast Update : Fri Apr 16 15:24:04 2021
Response via : Initial Calibration

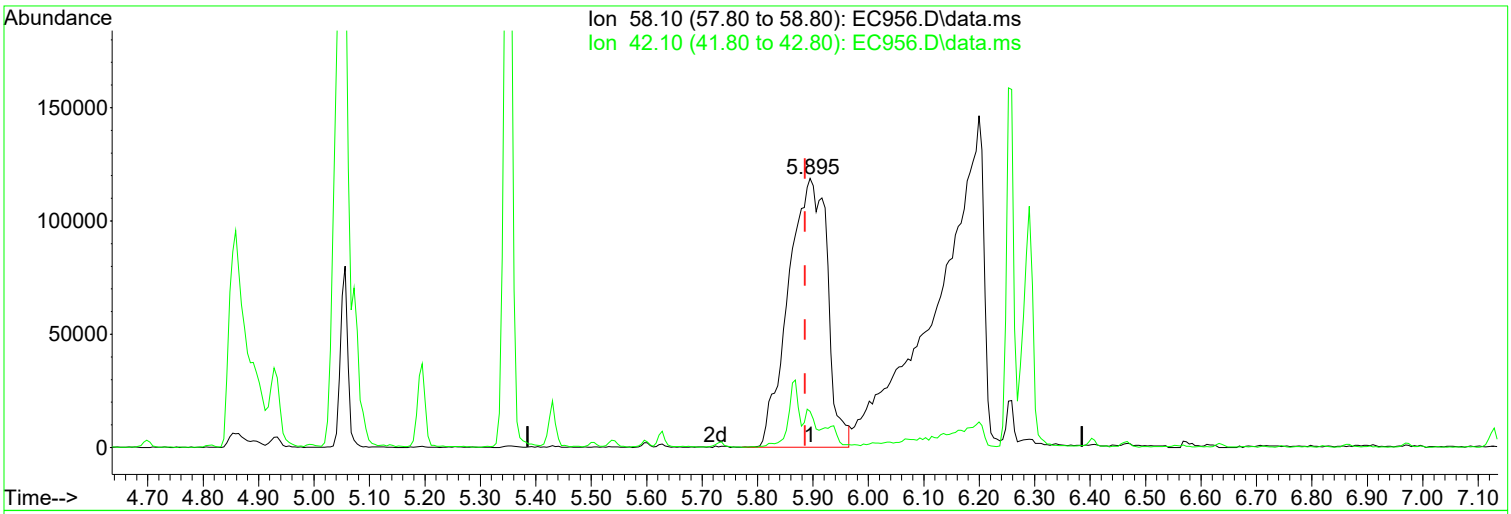

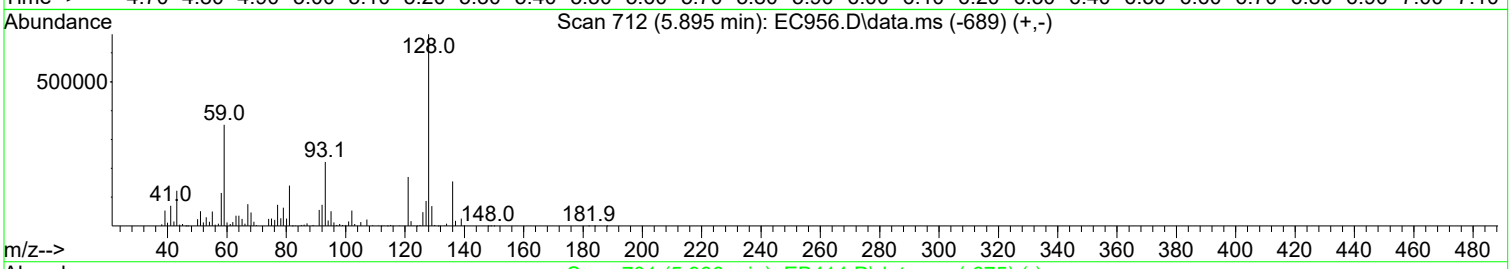

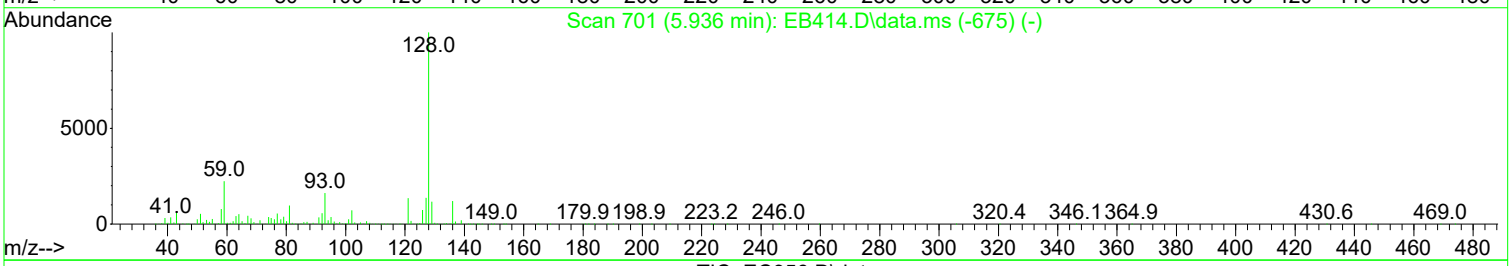

TIC: EC956.D\data.ms

(44) a,a-Dimethylphenethylamine (TM)

5.895min (+ 0.009) 27.77 ppm

response 578411

Ion	Exp%	Act%
58.10	100.00	100.00
42.10	41.00	13.40
0.00	0.00	0.00
0.00	0.00	0.00

Manual Integration:

Before

04/19/21

1st DM 04/19/21
2nd BA 04/20/21

Quantitation Report (QT Reviewed)

Data Path : I:\ACQUDATA\5973A\DATA\041621\
Data File : EC956.D
Acq On : 16 Apr 2021 3:26 pm
Operator : JMisiurewicz
Sample : 60 ppm STD
Misc : Initial Calibration 8270D/625
ALS Vial : 12 Sample Multiplier: 1

Quant Time: Apr 19 07:02:28 2021
Quant Method : I:\ACQUDATA\5973A\METHODS\8270041621A.M
Quant Title : 8270 BNA ANALYSIS
QLast Update : Fri Apr 16 15:24:04 2021
Response via : Initial Calibration

Compound	R.T.	QIon	Response	Conc	Units	Dev(Min)
Internal Standards						
1) d4-1,4-Dichlorobenzene	4.698	152	271451	40.00	ppm	0.00
34) d8-Naphthalene	5.868	136	1027886	40.00	ppm	0.00
58) d10-Acenaphthene	7.572	164	567161	40.00	ppm	0.00
92) d10-Phenanthrene	9.041	188	952019	40.00	ppm	0.00
118) d12-Chrysene	12.268	240	888785	40.00	ppm	0.00
136) d12-Perylene	15.158	264	928896	40.00	ppm	0.00
System Monitoring Compounds						
8) SURR1,2-FLUOROPHENOL	3.614	112	518283	57.31	ppm	0.00
Spiked Amount 20.000	Range 10 - 70		Recovery = 286.55%#			
13) SURR2,PHENOL-D6	4.362	99	676068	57.49	ppm	0.00
Spiked Amount 20.000	Range 10 - 107		Recovery = 287.45%#			
35) SURR4,NITROBENZENE-D5	5.195	82	563478	55.87	ppm	0.00
Spiked Amount 10.000	Range 31 - 110		Recovery = 558.70%#			
64) SURR5,2-FLUOROBIPHENYL	6.910	172	1089459	55.38	ppm	0.00
Spiked Amount 10.000	Range 31 - 118		Recovery = 553.80%#			
89) SURR3,2,4,6-TRIBROMOPH...	8.352	330	161385	46.88	ppm	0.00
Spiked Amount 20.000	Range 35 - 141		Recovery = 234.40%#			
125) SURR6,TERPHENYL-D14	10.714	244	1273439	59.91	ppm	0.00
Spiked Amount 10.000	Range 10 - 165		Recovery = 599.10%#			
Target Compounds						Qvalue
2) 1,4-Dioxane	2.321	88	198356	54.273	ppm	99
3) Pyridine	2.604	79	569098	57.419	ppm	95
4) N-Nitrosodimethylamine	2.567	74	335076	63.033	ppm	88
5) 2-Picoline	3.170	93	577535	57.473	ppm	98
6) N-Nitrosomethylamine	3.251	42	247678	52.631	ppm	96
7) Methyl Methansulfonate	3.480	80	307352	56.267	ppm	97
9) N-Nitrosodiethylamine	3.795	102	271659	59.224	ppm	95
10) Ethyl Mathanesulfonate	4.036	79	389741	58.457	ppm	96
11) Benzaldehyde	4.324	106	371560	55.238	ppm	94
12) Aniline	4.410	93	827355	58.493	ppm	82
14) Phenol	4.378	94	739489	57.906	ppm	95
15) bis(2-Clethyl)Ether	4.458	93	522492	58.272	ppm	97
16) Pentachloroethane	4.458	117	202367	56.809	ppm	94
17) 2-Chlorophenol	4.517	128	608641	57.210	ppm	97
18) 1,3-Diclbenzene	4.650	146	590842	56.064	ppm	98
19) 1,4-Dichlorobenzene	4.714	146	604374	56.051	ppm	97
20) 1,2-Diclbenzene	4.848	146	573067	56.311	ppm	97
21) Benzyl Alcohol	4.810	79	471997	60.509	ppm	99
22) 1-Methyl-2-pyrrolidinone	4.859	99	388273	61.027	ppm	95
23) 2,2'-oxybis(1-Chloropr...	4.928	45	670736	62.056	ppm	92
24) 2-Methylphenol	4.917	108	545375	59.549	ppm	98
25) 3+4-Methylphenol	5.051	108	566576	58.460	ppm	99
26) Acetophenone	5.056	105	722845	56.356	ppm	83
27) N-Nitroso-Di-n-propyla...	5.056	70	422774	59.511	ppm	96
28) N-Nitrosopyrrolidine	5.040	100	300735	58.614	ppm	98
29) N-Nitrosomorpholine	5.072	56	326567	57.332	ppm	98
30) o-Toluidine	5.088	106	871520	57.921	ppm	99
31) Hexachloroethane	5.152	117	242678	57.870	ppm	89
32) o,o,o-Triethylphosphor...	5.601	198	258021	55.662	ppm	94
33) Alpha-terpinol	5.895	121	165803	60.362	ppm	94
36) Nitrobenzene	5.211	77	575038	56.539	ppm	96
37) N-Nitrosopiperidine	5.350	42	341560	55.249	ppm	97
38) Isophorone	5.430	82	1025280	58.093	ppm	99

1st DM 04/19/21
2nd BA 04/20/21

Data Path : I:\ACQUDATA\5973A\DATA\041621\
Data File : EC956.D
Acq On : 16 Apr 2021 3:26 pm
Operator : JMisiurewicz
Sample : 60 ppm STD
Misc : Initial Calibration 8270D/625
ALS Vial : 12 Sample Multiplier: 1

Quant Time: Apr 19 07:02:28 2021
Quant Method : I:\ACQUDATA\5973A\METHODS\8270041621A.M
Quant Title : 8270 BNA ANALYSIS
QLast Update : Fri Apr 16 15:24:04 2021
Response via : Initial Calibration

	Compound	R.T.	QIon	Response	Conc	Units		Dev(Min)
39)	2-Nitrophenol	5.505	139	310588	55.487	ppm		98
40)	2,4-Dimethylphenol	5.537	107	615893	58.977	ppm		97
41)	bis(-2-Chloroethoxy)Me...	5.628	93	664189	58.974	ppm		97
42)	Benzoic Acid	5.665	105	689337	101.506	ppm		96
43)	2,4-Dichlorophenol	5.735	162	489900	57.084	ppm		98
44)	a,a-Dimethylphenethyla...	6.199	58	1427785m	68.557	ppm		
45)	1,2,4-Trichlorobenzene	5.809	180	488211	54.722	ppm		99
46)	Naphthalene	5.884	128	1548352	55.067	ppm		97
47)	4-Chloroaniline	5.938	127	668683	57.392	ppm		99
48)	2,6-Dichlorophenol	5.943	162	441561	56.522	ppm		99
49)	Hexachlorobutadiene	6.002	225	264455	53.792	ppm		98
50)	Hexachloropropene	5.970	213	298399	53.718	ppm		98
51)	4-Chloro-3-methylphenol	6.408	107	508780	60.462	ppm		97
52)	N-N-di-n-butylamine	6.258	84	395624	56.114	ppm		99
53)	Caprolactam	6.290	113	177261	58.138	ppm		95
54)	p-Phenylenediamine	6.290	80	161599	44.809	ppm		94
55)	Safrole	6.466	162	371427	55.826	ppm		98
56)	2-Methylnaphthalene	6.552	142	1060597	56.729	ppm		98
57)	1-Methylnaphthalene	6.648	142	1019774	56.602	ppm		97
59)	Hexachlorocyclopentadiene	6.707	237	257186	49.330	ppm		100
60)	1,2,4,5-Tetrachloroben...	6.712	216	445600	52.776	ppm		99
61)	1,2,3,4-Tetrachloroben...	6.990	216	432767	53.136	ppm		97
62)	2,4,6-Trichlorophenol	6.824	196	338288	55.670	ppm		100
63)	2,4,5-Trichlorophenol	6.867	196	343976	55.787	ppm		96
65)	Isosafrole	6.969	104	188000	57.784	ppm	#	97
66)	1,1'-Biphenyl	7.006	154	1237296	56.116	ppm		92
67)	2-Chloronaphthalene	7.027	162	981770	55.704	ppm		95
68)	2-Nitroaniline	7.129	65	296790	57.519	ppm		97
69)	1,4-Naphthoquinone	7.204	158	296429	54.122	ppm		81
70)	m-Dinitrobenzene	7.343	168	176655	59.727	ppm		97
71)	Acenaphthylene	7.433	152	1469180	56.885	ppm		96
72)	Dimethyl phthalate	7.311	163	1016311	55.232	ppm		99
73)	2,6-Dinitrotoluene	7.364	165	239649	56.759	ppm		97
74)	Acenaphthene	7.604	153	1034446	56.930	ppm		96
75)	3-Nitroaniline	7.535	138	295936	59.377	ppm		95
76)	2,4-Dinitrophenol	7.636	184	133861	52.007	ppm		90
77)	Dibenzofuran	7.775	168	1329321	54.998	ppm		98
78)	2,4-Dinitrotoluene	7.765	165	331757	59.748	ppm		89
79)	4-Nitrophenol	7.706	65	263088	58.292	ppm		99
80)	Pentachlorobenzene	7.733	250	404791	51.637	ppm		98
81)	1-Napthylamine	7.855	143	819427	56.035	ppm		97
82)	2-Napthylamine	7.930	143	890788	55.907	ppm		98
83)	2,3,4,6-Tetrachlorophenol	7.898	232	237775	53.378	ppm		94
84)	Fluorene	8.112	166	1061108	54.566	ppm		97
85)	4-Chlorophenyl-phenyle...	8.112	204	486585	52.154	ppm		93
86)	Diethylphthalate	8.005	149	1089490	60.770	ppm		99
87)	4-Nitroaniline	8.139	138	334763	59.655	ppm		95
88)	5-Nitro-o-toluidine	8.128	152	326011	58.531	ppm		90
90)	Sulfotepp	8.390	322	173643	54.972	ppm		94
91)	Octachlorocyclopentene	8.363	307	160582	48.589	ppm		95
93)	Thionazin	8.085	107	196629	66.221	ppm		94
94)	4,6-Dinitro-2-methylph...	8.171	198	203590	56.628	ppm		98
95)	Diphenylamine	8.229	169	1581958	110.401	ppm		99
96)	1,2 Diphenylhydrazine	8.267	77	1134598	58.822	ppm		93
97)	N-Nitrosodiphenylamine	8.229	169	1581958	110.401	ppm		99
98)	1,3,5-Trinirobenzene	8.507	74	180049	67.633	ppm	#	73

Quantitation Report (QT Reviewed)

Data Path : I:\ACQUDATA\5973A\DATA\041621\
Data File : EC956.D
Acq On : 16 Apr 2021 3:26 pm
Operator : JMisiurewicz
Sample : 60 ppm STD
Misc : Initial Calibration 8270D/625
ALS Vial : 12 Sample Multiplier: 1

Quant Time: Apr 19 07:02:28 2021
Quant Method : I:\ACQUDATA\5973A\METHODS\8270041621A.M
Quant Title : 8270 BNA ANALYSIS
QLast Update : Fri Apr 16 15:24:04 2021
Response via : Initial Calibration

	Compound	R.T.	QIon	Response	Conc	Units	Dev(Min)
99)	Diallate	8.513	86	405066	64.143	ppm	98
100)	Phorate	8.523	121	231365	64.370	ppm	96
101)	Phenacetin	8.550	108	608614	62.697	ppm	98
102)	4-Bromophenyl-phenylether	8.598	248	289044	52.906	ppm	95
103)	Hexachlorobenzene	8.657	284	326740	50.318	ppm	98
104)	Dimethoate	8.694	87	313034	54.798	ppm	93
105)	Atrazine	8.764	215	129199	52.147	ppm	90
106)	Pentachlorophenol	8.854	266	179004	44.576	ppm	99
107)	4-Aminobiphenyl	8.854	169	1163378	58.188	ppm	99
108)	Pentachloronitrobenzene	8.865	237	122123	59.183	ppm	96
109)	Pronamide	8.913	173	523601	62.988	ppm	99
110)	Dinoseb	9.031	211	234679	54.439	ppm	92
111)	Disulfoton	9.041	88	637499	60.671	ppm	99
112)	Phenanthrene	9.063	178	1502406	57.214	ppm	96
113)	Anthracene	9.116	178	1463294	58.664	ppm	96
114)	Carbazole	9.271	167	1480564	57.815	ppm	97
115)	Di-n-butylphthalate	9.618	149	1792568	62.288	ppm	97
116)	4-Nitroquinonline-1-oxide	9.832	190	120271	52.961	ppm	97
117)	Fluoranthene	10.270	202	1646309	57.355	ppm	97
119)	Methyl Parathion	9.405	109	248677	58.285	ppm	88
120)	Ethyl Parathion	9.795	97	241913	69.220	ppm	93
121)	Methapyrilene	9.907	58	445099	58.742	ppm	96
122)	Isodrin	10.099	193	171972	67.832	ppm	97
123)	Benzidine	10.420	184	866792	55.153	ppm	97
124)	Pyrene	10.527	202	1701235	61.191	ppm	97
126)	Aramite	10.788	185	128524m	70.058	ppm	
127)	p-(Dimethylamino)azobe...	10.895	120	541378	68.290	ppm	95
128)	Chlorobenzilate	10.959	139	604454	67.708	ppm	96
129)	Butyl benzyl phthalate	11.387	149	873901	63.837	ppm	98
130)	3,3-Dimethylbenzidine	11.360	212	995455	56.413	ppm	97
131)	2-Acetylaminofluorene	11.750	181	709690	61.642	ppm	97
132)	3,3'-Dichlorobenzidine	12.225	252	608782	54.360	ppm	98
133)	Benzo(a)anthracene	12.252	228	1623094	56.229	ppm	99
134)	Chrysene	12.316	228	1587999	57.975	ppm	99
135)	bis(2-Ethylhexyl)phtha...	12.364	149	1187464	67.748	ppm	99
137)	Di-n-octyl phthalate	13.673	149	2041130	75.662	ppm	100
138)	7,12-Dimethylbenz(a)an...	14.351	256	773922	59.427	ppm	94
139)	Benzo(b)Fluoranthene	14.351	252	1708794	59.999	ppm	95
140)	Benzo(k)fluoranthene	14.410	252	1584759	60.411	ppm	96
141)	Benzo(a)pyrene	15.035	252	1314973	61.045	ppm	98
142)	3-Methylcholanthrene	15.826	268	862418	60.115	ppm	97
143)	Indeno(1,2,3-cd)Pyrene	17.129	276	1349113	56.987	ppm	90
144)	Dibenz(a,h)anthracene	17.183	278	1462082	58.409	ppm	95
145)	Benzo(g,h,i)perylene	17.573	276	1205421	57.540	ppm	94

(#) = qualifier out of range (m) = manual integration (+) = signals summed

Quantitation Report (QT Reviewed)

Data Path : I:\ACQUDATA\5973A\DATA\041621\
Data File : EC956.D
Acq On : 16 Apr 2021 3:26 pm
Operator : JMisiurewicz
Sample : 60 ppm STD
Misc : Initial Calibration 8270D/625
ALS Vial : 12 Sample Multiplier: 1

Quant Time: Apr 19 07:02:28 2021
Quant Method : I:\ACQUDATA\5973A\METHODS\8270041621A.M
Quant Title : 8270 BNA ANALYSIS
QLast Update : Fri Apr 16 15:24:04 2021
Response via : Initial Calibration

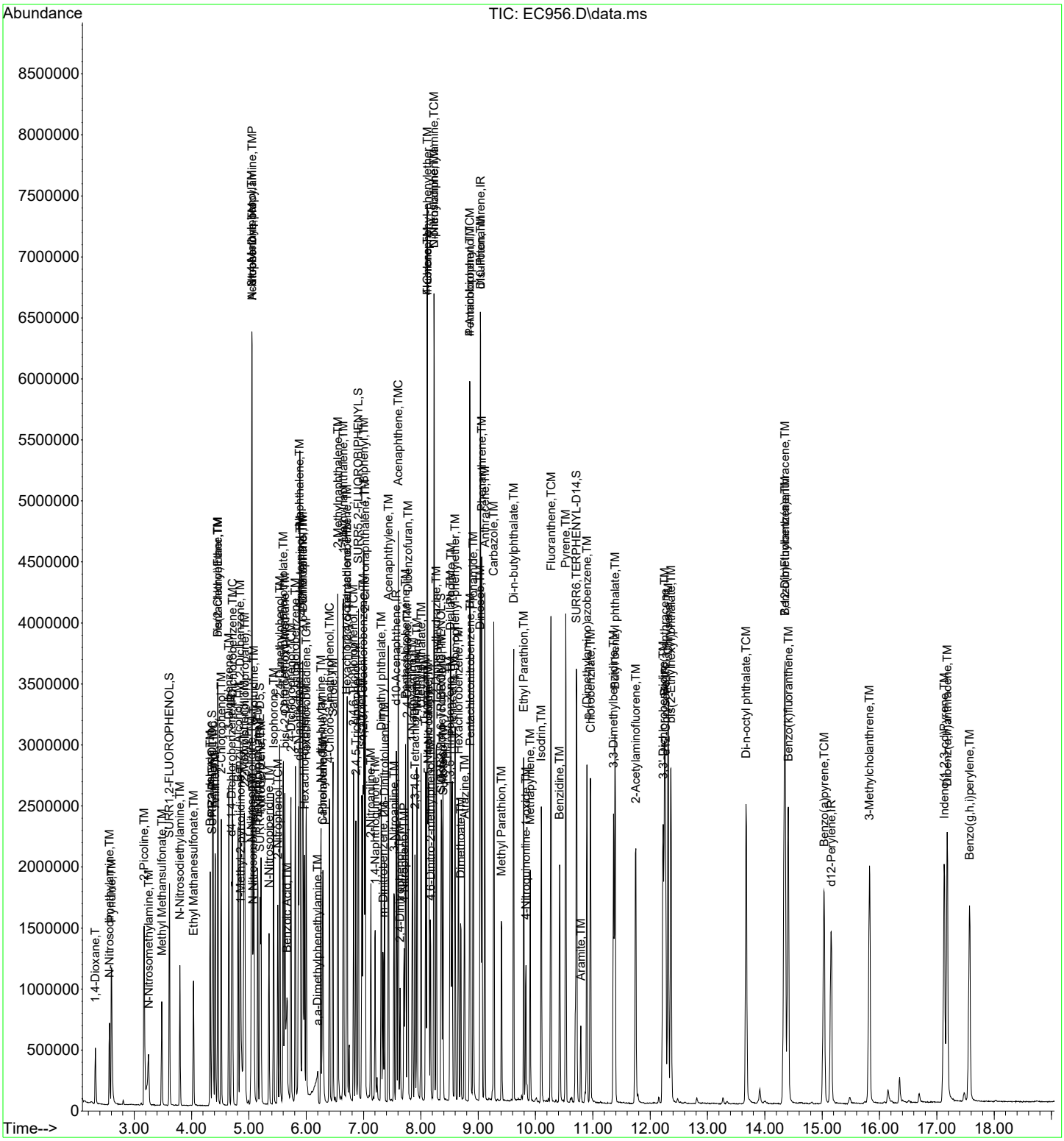

Quantitation Report (Qedit)

1st DM 04/19/21
2nd BA 04/20/21

Data Path : I:\ACQUDATA\5973A\DATA\041621\
Data File : EC957.D
Acq On : 16 Apr 2021 3:55 pm
Operator : JMisiurewicz
Sample : 80 ppm STD
Misc : Initial Calibration 8270D/625
ALS Vial : 13 Sample Multiplier: 1

Quant Time: Apr 19 07:04:03 2021
Quant Method : I:\ACQUDATA\5973A\METHODS\8270041621A.M
Quant Title : 8270 BNA ANALYSIS
QLast Update : Fri Apr 16 15:24:04 2021
Response via : Initial Calibration

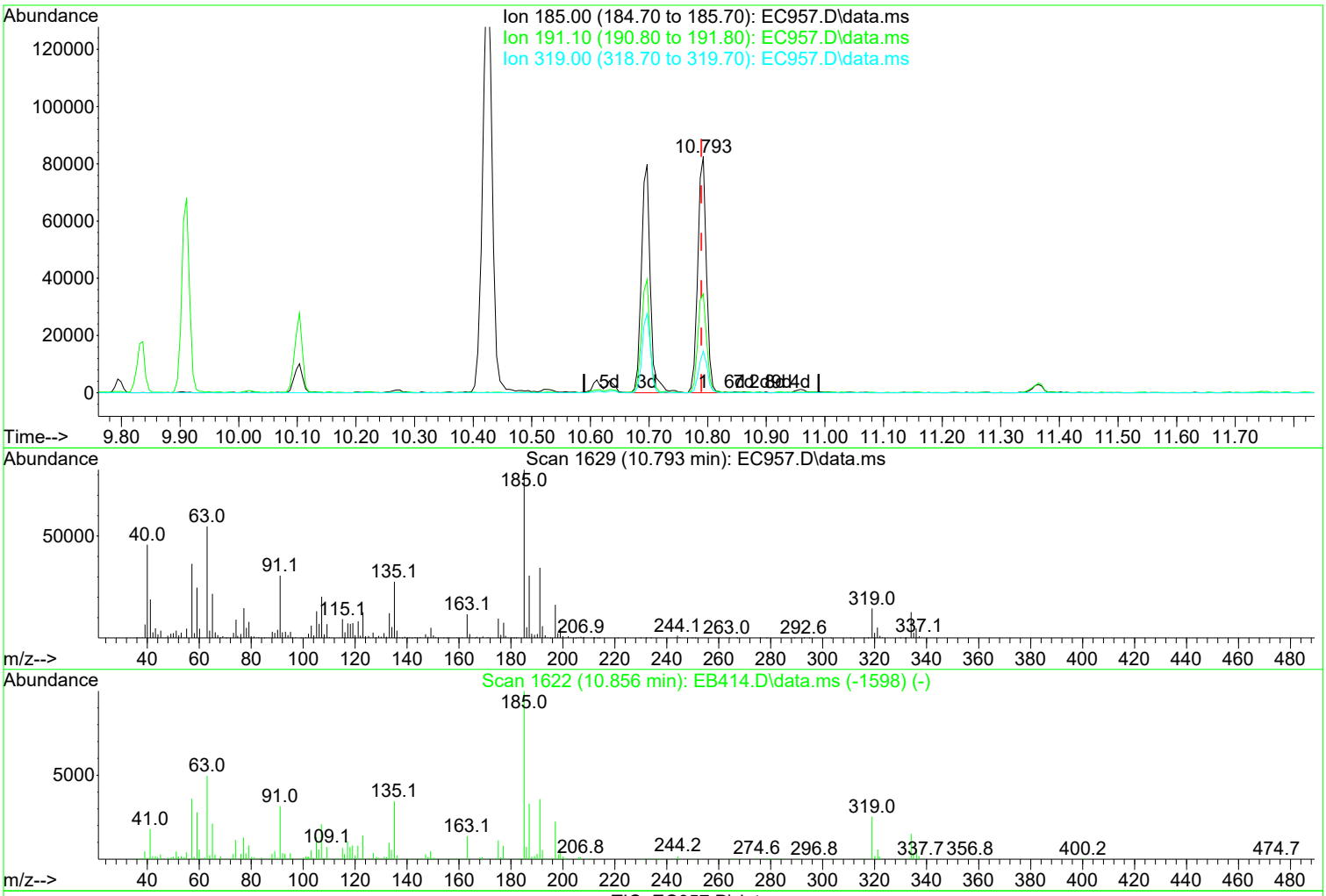

TIC: EC957.D\data.ms

(126) Aramite (TM)

10.793min (+ 0.003) 92.80 ppm m

response 168197

Ion	Exp%	Act%
185.00	100.00	100.00
191.10	41.40	41.82
319.00	17.90	17.62
0.00	0.00	0.00

Manual Integration:

After

Split Peak.

04/19/21

Quantitation Report (Qedit)

1st DM 04/19/21
2nd BA 04/20/21

Data Path : I:\ACQUDATA\5973A\DATA\041621\
Data File : EC957.D
Acq On : 16 Apr 2021 3:55 pm
Operator : JMisiurewicz
Sample : 80 ppm STD
Misc : Initial Calibration 8270D/625
ALS Vial : 13 Sample Multiplier: 1

Quant Time: Apr 19 07:04:03 2021
Quant Method : I:\ACQUDATA\5973A\METHODS\8270041621A.M
Quant Title : 8270 BNA ANALYSIS
QLast Update : Fri Apr 16 15:24:04 2021
Response via : Initial Calibration

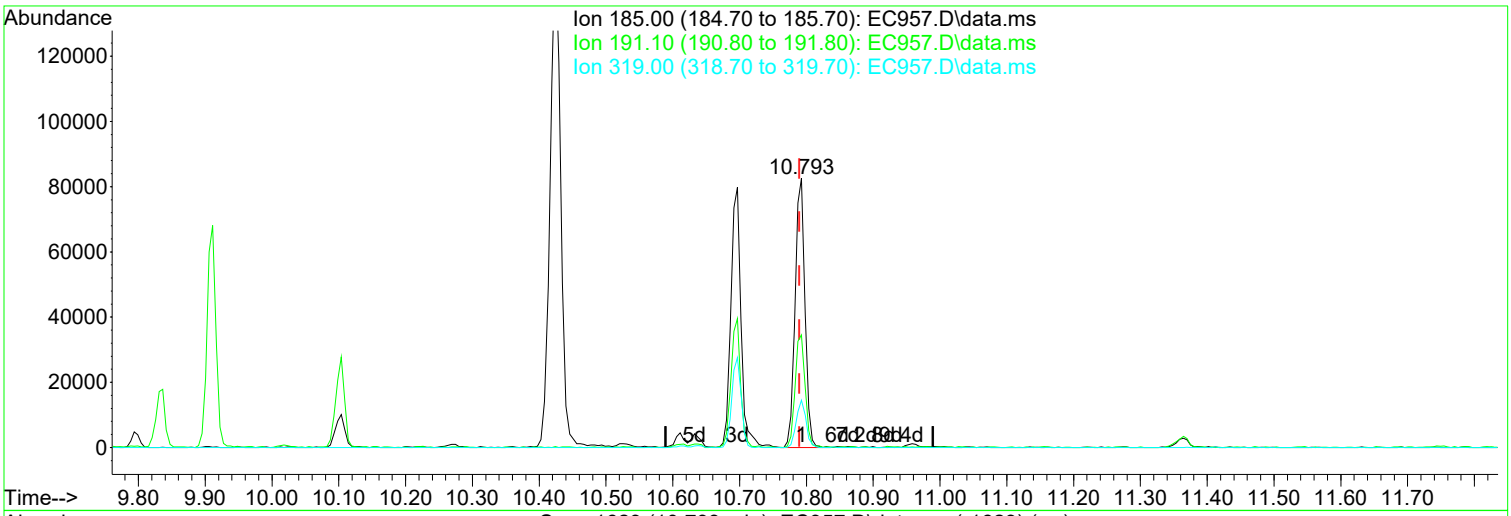

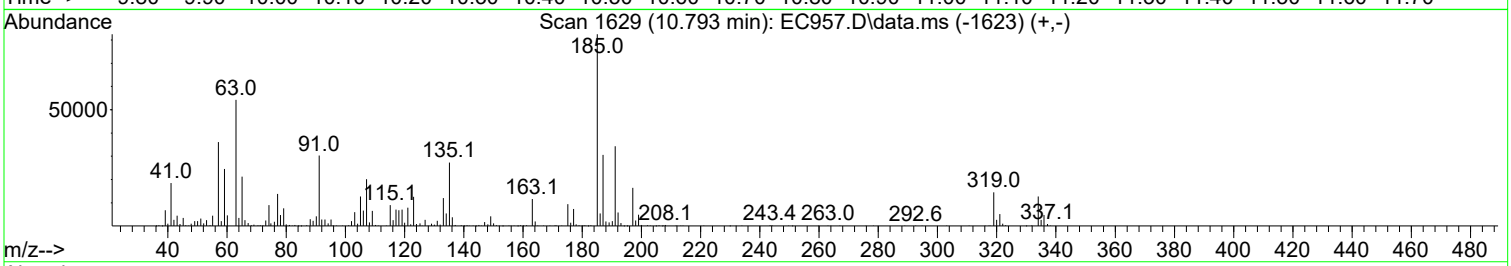



TIC: EC957.D\data.ms

(126) Aramite (TM)

10.793min (+ 0.003) 46.26 ppm

response 83856

Ion	Exp%	Act%
185.00	100.00	100.00
191.10	41.40	41.64
319.00	17.90	17.62
0.00	0.00	0.00

Manual Integration:

Before

04/19/21

1st DM 04/19/21
2nd BA 04/20/21

Quantitation Report (Qedit)

Data Path : I:\ACQUDATA\5973A\DATA\041621\
Data File : EC957.D
Acq On : 16 Apr 2021 3:55 pm
Operator : JMisiurewicz
Sample : 80 ppm STD
Misc : Initial Calibration 8270D/625
ALS Vial : 13 Sample Multiplier: 1

Quant Time: Apr 19 07:04:03 2021
Quant Method : I:\ACQUDATA\5973A\METHODS\8270041621A.M
Quant Title : 8270 BNA ANALYSIS
QLast Update : Fri Apr 16 15:24:04 2021
Response via : Initial Calibration

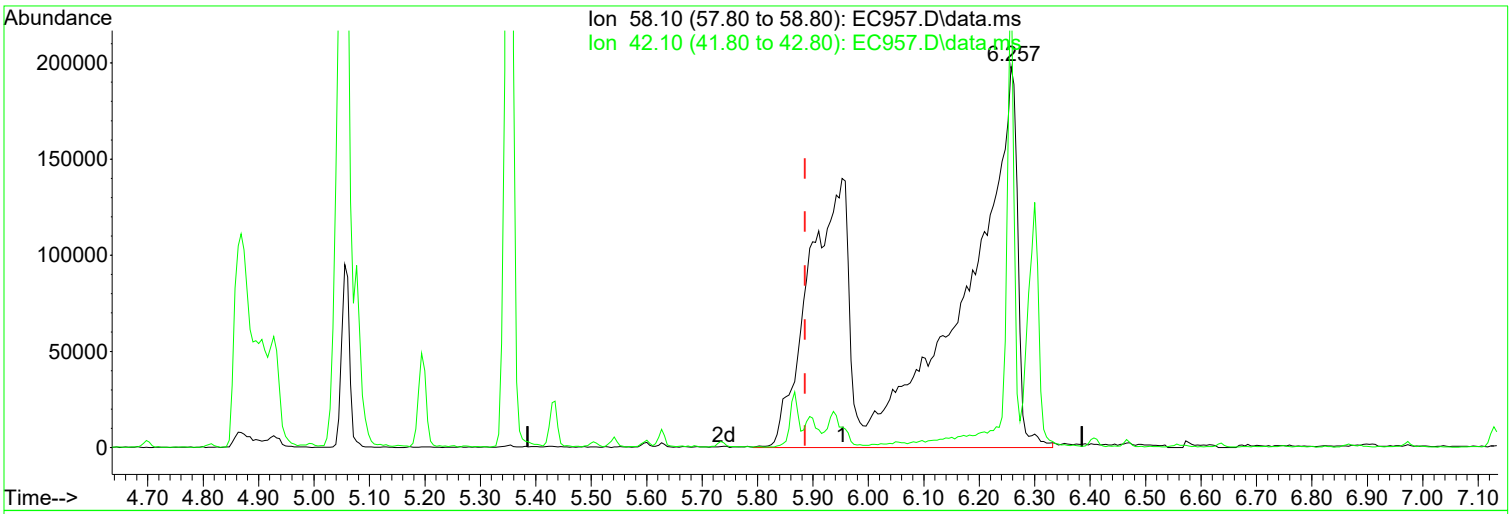

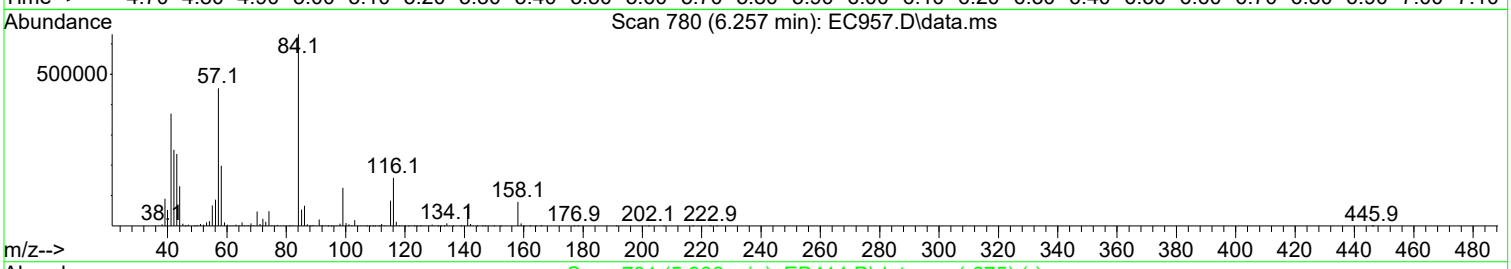

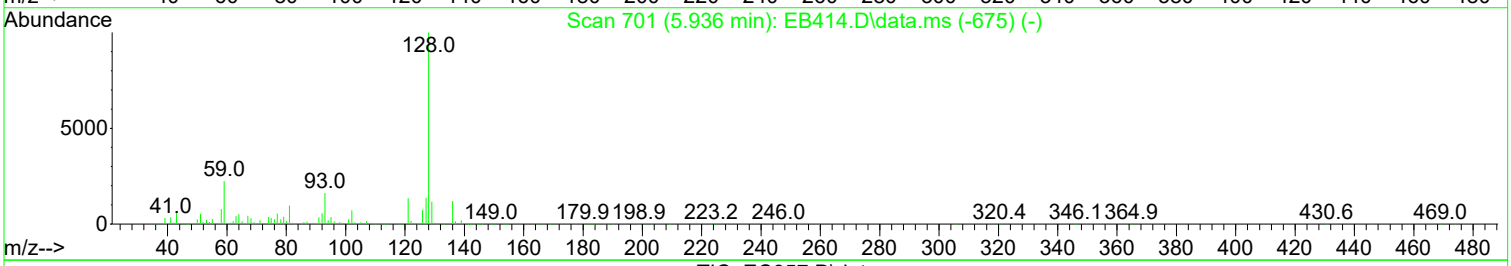

TIC: EC957.D\data.ms

(44) a,a-Dimethylphenethylamine (TM)

6.257min (+ 0.372) 92.84 ppm m

response 1908882

Ion	Exp%	Act%
58.10	100.00	100.00
42.10	41.00	126.82#
0.00	0.00	0.00
0.00	0.00	0.00

Manual Integration:

After

Poor integration.

04/19/21

1st DM 04/19/21
2nd BA 04/20/21

Quantitation Report (Qedit)

Data Path : I:\ACQUDATA\5973A\DATA\041621\
Data File : EC957.D
Acq On : 16 Apr 2021 3:55 pm
Operator : JMisiurewicz
Sample : 80 ppm STD
Misc : Initial Calibration 8270D/625
ALS Vial : 13 Sample Multiplier: 1

Quant Time: Apr 19 07:04:03 2021
Quant Method : I:\ACQUDATA\5973A\METHODS\8270041621A.M
Quant Title : 8270 BNA ANALYSIS
QLast Update : Fri Apr 16 15:24:04 2021
Response via : Initial Calibration

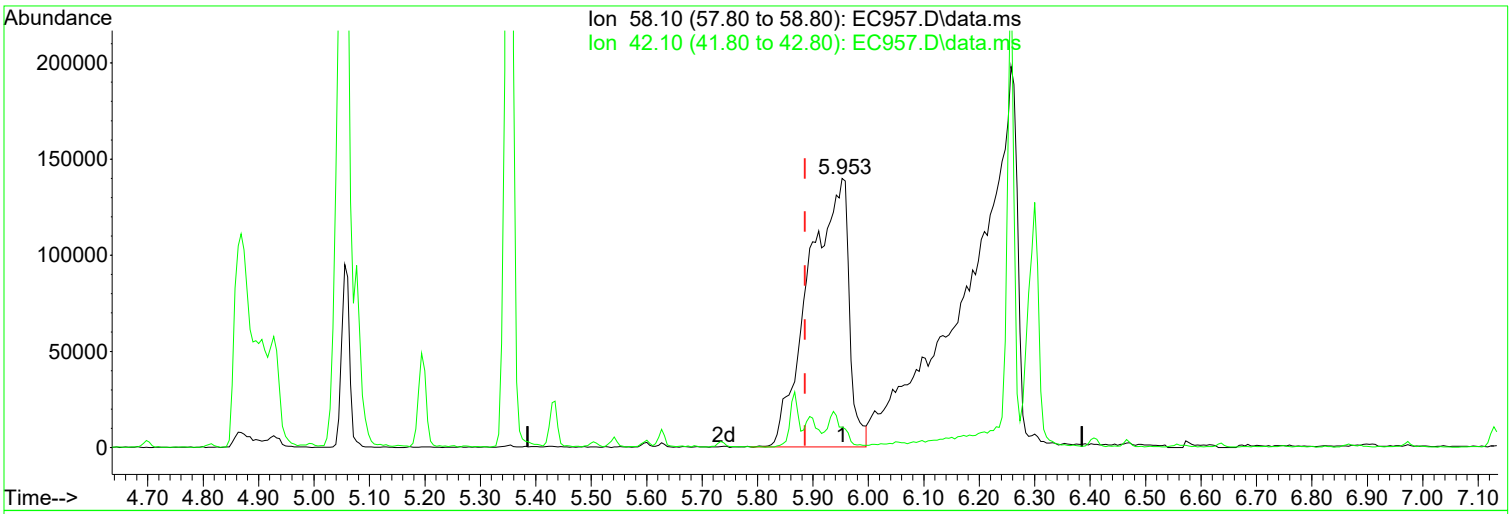

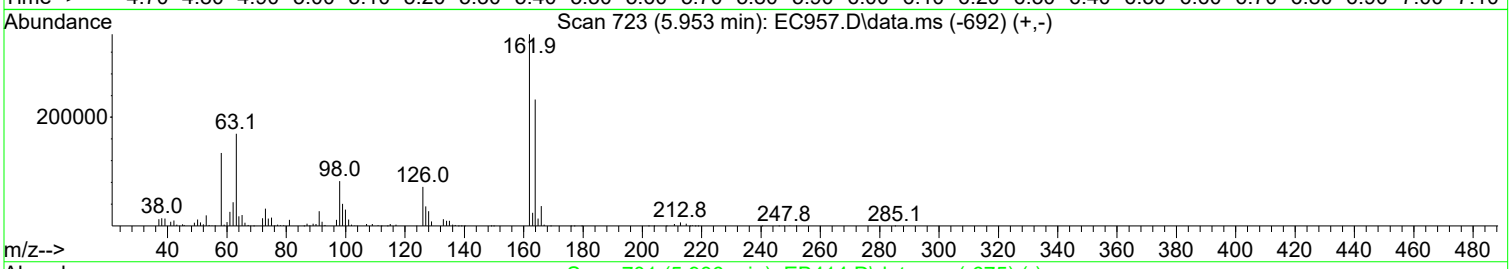

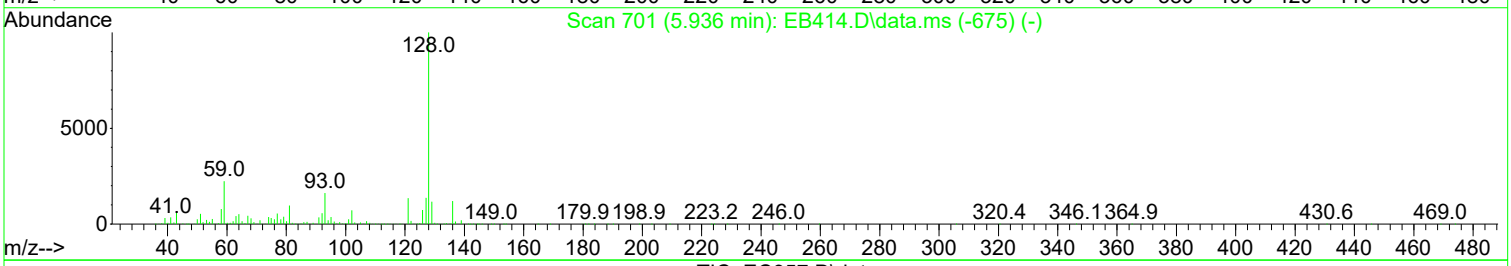

TIC: EC957.D\data.ms

(44) a,a-Dimethylphenethylamine (TM)

5.953min (+ 0.067) 34.01 ppm

response 699306

Ion	Exp%	Act%
58.10	100.00	100.00
42.10	41.00	7.44
0.00	0.00	0.00
0.00	0.00	0.00

Manual Integration:

Before

04/19/21

Quantitation Report (QT Reviewed)

Data Path : I:\ACQUDATA\5973A\DATA\041621\
Data File : EC957.D
Acq On : 16 Apr 2021 3:55 pm
Operator : JMisiurewicz
Sample : 80 ppm STD
Misc : Initial Calibration 8270D/625
ALS Vial : 13 Sample Multiplier: 1

Quant Time: Apr 19 07:04:03 2021
Quant Method : I:\ACQUDATA\5973A\METHODS\8270041621A.M
Quant Title : 8270 BNA ANALYSIS
QLast Update : Fri Apr 16 15:24:04 2021
Response via : Initial Calibration

Compound	R.T.	QIon	Response	Conc	Units	Dev(Min)
Internal Standards						
1) d4-1,4-Dichlorobenzene	4.697	152	266504	40.00	ppm	0.00
34) d8-Naphthalene	5.867	136	1014824	40.00	ppm	0.00
58) d10-Acenaphthene	7.571	164	565015	40.00	ppm	0.00
92) d10-Phenanthrene	9.040	188	960158	40.00	ppm	0.00
118) d12-Chrysene	12.272	240	878119	40.00	ppm	0.00
136) d12-Perylene	15.157	264	932223	40.00	ppm	0.00
System Monitoring Compounds						
8) SURR1,2-FLUOROPHENOL	3.618	112	688947	77.59	ppm	0.00
Spiked Amount 20.000	Range 10 - 70		Recovery	= 387.95%#		
13) SURR2,PHENOL-D6	4.366	99	897449	77.73	ppm	0.00
Spiked Amount 20.000	Range 10 - 107		Recovery	= 388.65%#		
35) SURR4,NITROBENZENE-D5	5.194	82	745330	74.85	ppm	0.00
Spiked Amount 10.000	Range 31 - 110		Recovery	= 748.50%#		
64) SURR5,2-FLUOROBIPHENYL	6.909	172	1399986	71.43	ppm	0.00
Spiked Amount 10.000	Range 31 - 118		Recovery	= 714.30%#		
89) SURR3,2,4,6-TRIBROMOPH...	8.351	330	206914	60.34	ppm	0.00
Spiked Amount 20.000	Range 35 - 141		Recovery	= 301.70%#		
125) SURR6,TERPHENYL-D14	10.718	244	1623379	77.30	ppm	0.00
Spiked Amount 10.000	Range 10 - 165		Recovery	= 773.00%#		
Target Compounds						Qvalue
2) 1,4-Dioxane	2.325	88	259817	72.409	ppm	99
3) Pyridine	2.603	79	748393	76.911	ppm	95
4) N-Nitrosodimethylamine	2.566	74	444702	85.209	ppm	86
5) 2-Picoline	3.169	93	765148	77.557	ppm	98
6) N-Nitrosomethylamine	3.250	42	329851	71.394	ppm	93
7) Methyl Methansulfonate	3.485	80	406660	75.830	ppm	98
9) N-Nitrosodiethylamine	3.800	102	357725	79.434	ppm	97
10) Ethyl Mathanesulfonate	4.035	79	518214	79.169	ppm	98
11) Benzaldehyde	4.323	106	478666	72.482	ppm	93
12) Aniline	4.414	93	1090493	78.528	ppm	88
14) Phenol	4.377	94	961747	76.708	ppm	99
15) bis(2-Clethyl)Ether	4.462	93	675305	76.712	ppm	99
16) Pentachloroethane	4.457	117	267858	76.589	ppm	94
17) 2-Chlorophenol	4.516	128	807760	77.336	ppm	95
18) 1,3-Diclbenzene	4.649	146	764973	73.935	ppm	97
19) 1,4-Dichlorobenzene	4.713	146	789159	74.547	ppm	97
20) 1,2-Diclbenzene	4.847	146	750509	75.116	ppm	97
21) Benzyl Alcohol	4.815	79	625514	81.679	ppm	98
22) 1-Methyl-2-pyrrolidinone	4.868	99	512502	82.048	ppm	94
23) 2,2'-oxybis(1-Chloropr...	4.932	45	891008	83.966	ppm	93
24) 2-Methylphenol	4.916	108	721982	80.295	ppm	97
25) 3+4-Methylphenol	5.055	108	744767	78.273	ppm	92
26) Acetophenone	5.055	105	936283	74.351	ppm #	76
27) N-Nitroso-Di-n-propyla...	5.055	70	557405	79.919	ppm	93
28) N-Nitrosopyrrolidine	5.045	100	400809	79.568	ppm	95
29) N-Nitrosomorpholine	5.077	56	430028	76.896	ppm	99
30) o-Toluidine	5.087	106	1136998	76.968	ppm	91
31) Hexachloroethane	5.151	117	319017	77.486	ppm	87
32) o,o,o-Triethylphosphor...	5.600	198	338136	74.299	ppm	88
33) Alpha-terpinol	5.894	121	215682	79.978	ppm	98
36) Nitrobenzene	5.215	77	748674	74.559	ppm	98
37) N-Nitrosopiperidine	5.354	42	448090	73.413	ppm	93
38) Isophorone	5.434	82	1317473	75.609	ppm	98

1st DM 04/19/21
2nd BA 04/20/21

Data Path : I:\ACQUDATA\5973A\DATA\041621\
Data File : EC957.D
Acq On : 16 Apr 2021 3:55 pm
Operator : JMisiurewicz
Sample : 80 ppm STD
Misc : Initial Calibration 8270D/625
ALS Vial : 13 Sample Multiplier: 1

Quant Time: Apr 19 07:04:03 2021
Quant Method : I:\ACQUDATA\5973A\METHODS\8270041621A.M
Quant Title : 8270 BNA ANALYSIS
QLast Update : Fri Apr 16 15:24:04 2021
Response via : Initial Calibration

	Compound	R.T.	QIon	Response	Conc	Units		Dev(Min)
39)	2-Nitrophenol	5.504	139	415409	75.169	ppm		98
40)	2,4-Dimethylphenol	5.541	107	808831	78.449	ppm		92
41)	bis(-2-Chloroethoxy)Me...	5.627	93	868442	78.103	ppm		97
42)	Benzoic Acid	5.686	105	954405	135.239	ppm		94
43)	2,4-Dichlorophenol	5.734	162	645828	76.222	ppm		97
44)	a,a-Dimethylphenethyla...	6.257	58	1908882m	92.837	ppm		
45)	1,2,4-Trichlorobenzene	5.808	180	639654	72.620	ppm		98
46)	Naphthalene	5.889	128	1906372	68.673	ppm		94
47)	4-Chloroaniline	5.937	127	868033	75.461	ppm		96
48)	2,6-Dichlorophenol	5.947	162	572151	74.180	ppm		94
49)	Hexachlorobutadiene	6.001	225	342560	70.576	ppm		99
50)	Hexachloropropene	5.969	213	391565	71.398	ppm		100
51)	4-Chloro-3-methylphenol	6.407	107	666405	80.213	ppm		100
52)	N-N-di-n-butylamine	6.257	84	505253	72.586	ppm		98
53)	Caprolactam	6.300	113	237279	78.824	ppm		93
54)	p-Phenylenediamine	6.295	80	201648	56.633	ppm		96
55)	Safrole	6.466	162	492839	75.028	ppm		95
56)	2-Methylnaphthalene	6.551	142	1357147	73.525	ppm		98
57)	1-Methylnaphthalene	6.647	142	1311337	73.721	ppm		97
59)	Hexachlorocyclopentadiene	6.706	237	342947	65.675	ppm		99
60)	1,2,4,5-Tetrachloroben...	6.717	216	581035	69.078	ppm		99
61)	1,2,3,4-Tetrachloroben...	6.994	216	561878	69.251	ppm		96
62)	2,4,6-Trichlorophenol	6.829	196	447809	73.973	ppm		99
63)	2,4,5-Trichlorophenol	6.866	196	451584	73.517	ppm		97
65)	Isosafrole	6.973	104	244650	75.481	ppm	#	94
66)	1,1'-Biphenyl	7.010	154	1568396	71.403	ppm		91
67)	2-Chloronaphthalene	7.032	162	1279711	72.885	ppm		93
68)	2-Nitroaniline	7.128	65	395705	76.980	ppm		97
69)	1,4-Naphthoquinone	7.203	158	370917	67.980	ppm		95
70)	m-Dinitrobenzene	7.342	168	241377	81.919	ppm		90
71)	Acenaphthylene	7.432	152	1849473	71.882	ppm		95
72)	Dimethyl phthalate	7.310	163	1344656	73.354	ppm		99
73)	2,6-Dinitrotoluene	7.368	165	327131	77.772	ppm		85
74)	Acenaphthene	7.603	153	1331441	73.553	ppm		97
75)	3-Nitroaniline	7.534	138	403635	81.293	ppm		100
76)	2,4-Dinitrophenol	7.641	184	190113	68.216	ppm		90
77)	Dibenzofuran	7.774	168	1656452	68.793	ppm		94
78)	2,4-Dinitrotoluene	7.769	165	454094	82.091	ppm		85
79)	4-Nitrophenol	7.710	65	373682	83.111	ppm		97
80)	Pentachlorobenzene	7.737	250	518251	66.361	ppm		97
81)	1-Napthylamine	7.854	143	1075207	73.805	ppm		94
82)	2-Napthylamine	7.935	143	1171145	73.782	ppm		97
83)	2,3,4,6-Tetrachlorophenol	7.897	232	322706	72.719	ppm		92
84)	Fluorene	8.116	166	1357215	70.058	ppm		98
85)	4-Chlorophenyl-phenyle...	8.111	204	626289	67.383	ppm		91
86)	Diethylphthalate	8.004	149	1430835	80.112	ppm		99
87)	4-Nitroaniline	8.148	138	430342	76.979	ppm		96
88)	5-Nitro-o-toluidine	8.132	152	441297	79.530	ppm		97
90)	Sulfotepp	8.389	322	224986	71.497	ppm		94
91)	Octachlorocyclopentene	8.362	307	207967	63.165	ppm		96
93)	Thionazin	8.090	107	261672	87.379	ppm		98
94)	4,6-Dinitro-2-methylph...	8.170	198	285624	78.772	ppm		87
95)	Diphenylamine	8.234	169	1974990	136.661	ppm		94
96)	1,2 Diphenylhydrazine	8.271	77	1435370	73.784	ppm		98
97)	N-Nitrosodiphenylamine	8.234	169	1974990	136.661	ppm		94
98)	1,3,5-Trinirobenzene	8.512	74	253469	94.405	ppm	#	45

Quantitation Report (QT Reviewed)

Data Path : I:\ACQUDATA\5973A\DATA\041621\
Data File : EC957.D
Acq On : 16 Apr 2021 3:55 pm
Operator : JMisiurewicz
Sample : 80 ppm STD
Misc : Initial Calibration 8270D/625
ALS Vial : 13 Sample Multiplier: 1

Quant Time: Apr 19 07:04:03 2021
Quant Method : I:\ACQUDATA\5973A\METHODS\8270041621A.M
Quant Title : 8270 BNA ANALYSIS
QLast Update : Fri Apr 16 15:24:04 2021
Response via : Initial Calibration

	Compound	R.T.	QIon	Response	Conc	Units		Dev(Min)
99)	Diallate	8.517	86	541083	84.955	ppm		91
100)	Phorate	8.522	121	303587	83.747	ppm	#	80
101)	Phenacetin	8.554	108	817546	83.507	ppm		97
102)	4-Bromophenyl-phenylether	8.597	248	376695	68.365	ppm		90
103)	Hexachlorobenzene	8.656	284	434316	66.317	ppm		91
104)	Dimethoate	8.699	87	384203	66.686	ppm		93
105)	Atrazine	8.763	215	162362	64.977	ppm		97
106)	Pentachlorophenol	8.853	266	241514	59.632	ppm		99
107)	4-Aminobiphenyl	8.859	169	1454222	72.119	ppm		96
108)	Pentachloronitrobenzene	8.864	237	157320	75.594	ppm		95
109)	Pronamide	8.918	173	695993	83.016	ppm		99
110)	Dinoseb	9.035	211	325480	74.863	ppm		95
111)	Disulfoton	9.040	88	873941	82.469	ppm		98
112)	Phenanthrene	9.067	178	1922480	72.590	ppm		92
113)	Anthracene	9.115	178	1880383	74.746	ppm		93
114)	Carbazole	9.275	167	1896715	73.438	ppm		92
115)	Di-n-butylphthalate	9.617	149	2221402	76.535	ppm		92
116)	4-Nitroquinonline-1-oxide	9.836	190	159686	69.721	ppm		92
117)	Fluoranthene	10.269	202	2126715	73.463	ppm		93
119)	Methyl Parathion	9.409	109	313581	74.390	ppm		95
120)	Ethyl Parathion	9.794	97	327103	94.733	ppm		96
121)	Methapyrilene	9.906	58	585750	78.244	ppm		95
122)	Isodrin	10.104	193	224513	89.631	ppm		99
123)	Benzidine	10.424	184	1149479	74.029	ppm		96
124)	Pyrene	10.531	202	2181629	79.423	ppm		93
126)	Aramite	10.793	185	168197m	92.797	ppm		
127)	p-(Dimethylamino)azobe...	10.900	120	697382	89.037	ppm		96
128)	Chlorobenzilate	10.958	139	793132	89.921	ppm		89
129)	Butyl benzyl phthalate	11.391	149	1148999	84.953	ppm		99
130)	3,3-Dimethylbenzidine	11.364	212	1316170	75.494	ppm		98
131)	2-Acetylaminofluorene	11.754	181	960702	84.458	ppm		98
132)	3,3'-Dichlorobenzidine	12.230	252	815930	73.742	ppm		98
133)	Benzo(a)anthracene	12.256	228	2139191	75.008	ppm		98
134)	Chrysene	12.321	228	2055167	75.942	ppm		97
135)	bis(2-Ethylhexyl)phtha...	12.363	149	1602763	92.553	ppm		98
137)	Di-n-octyl phthalate	13.677	149	2675947	98.839	ppm		99
138)	7,12-Dimethylbenz(a)an...	14.356	256	1027213	78.595	ppm		95
139)	Benzo(b)Fluoranthene	14.361	252	2219131	77.640	ppm		93
140)	Benzo(k)fluoranthene	14.415	252	2064565	78.420	ppm		96
141)	Benzo(a)pyrene	15.040	252	1735870	80.297	ppm		97
142)	3-Methylcholanthrene	15.830	268	1128785	78.401	ppm		95
143)	Indeno(1,2,3-cd)Pyrene	17.139	276	1770248	74.509	ppm		92
144)	Dibenz(a,h)anthracene	17.187	278	1912453	76.128	ppm		94
145)	Benzo(g,h,i)perylene	17.577	276	1547414	73.601	ppm		93

(#) = qualifier out of range (m) = manual integration (+) = signals summed

Quantitation Report (QT Reviewed)

Data Path : I:\ACQUDATA\5973A\DATA\041621\
Data File : EC957.D
Acq On : 16 Apr 2021 3:55 pm
Operator : JMisiurewicz
Sample : 80 ppm STD
Misc : Initial Calibration 8270D/625
ALS Vial : 13 Sample Multiplier: 1

Quant Time: Apr 19 07:04:03 2021
Quant Method : I:\ACQUDATA\5973A\METHODS\8270041621A.M
Quant Title : 8270 BNA ANALYSIS
QLast Update : Fri Apr 16 15:24:04 2021
Response via : Initial Calibration

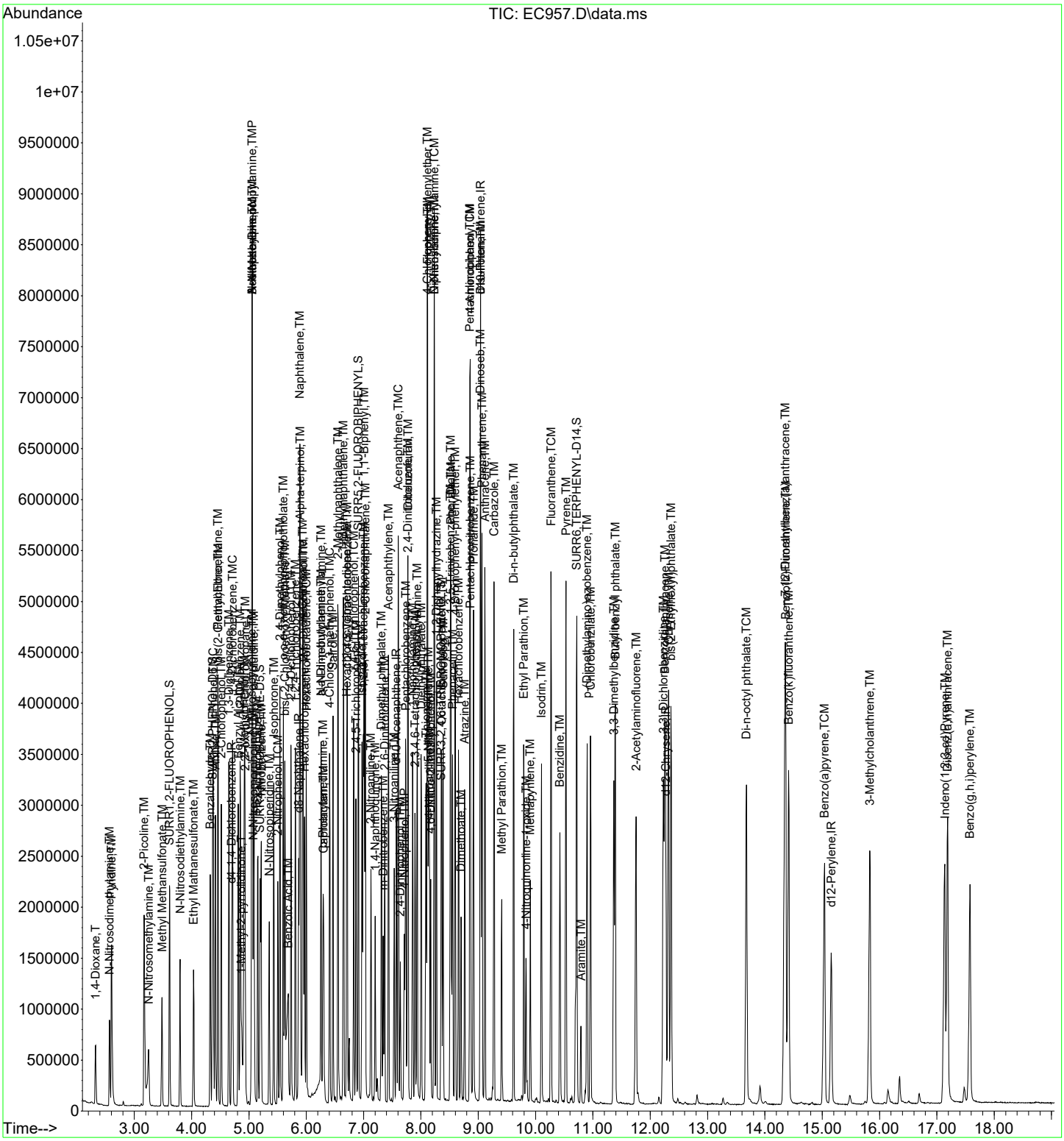

Quantitation Report (Qedit)

1st DM 04/19/21
2nd BA 04/20/21

Data Path : I:\ACQUDATA\5973A\DATA\041621\
Data File : EC958.D
Acq On : 16 Apr 2021 4:24 pm
Operator : JMisiurewicz
Sample : 100 ppm STD
Misc : Initial Calibration 8270D/625
ALS Vial : 14 Sample Multiplier: 1

Quant Time: Apr 19 07:06:38 2021
Quant Method : I:\ACQUDATA\5973A\METHODS\8270041621A.M
Quant Title : 8270 BNA ANALYSIS
QLast Update : Fri Apr 16 15:24:04 2021
Response via : Initial Calibration

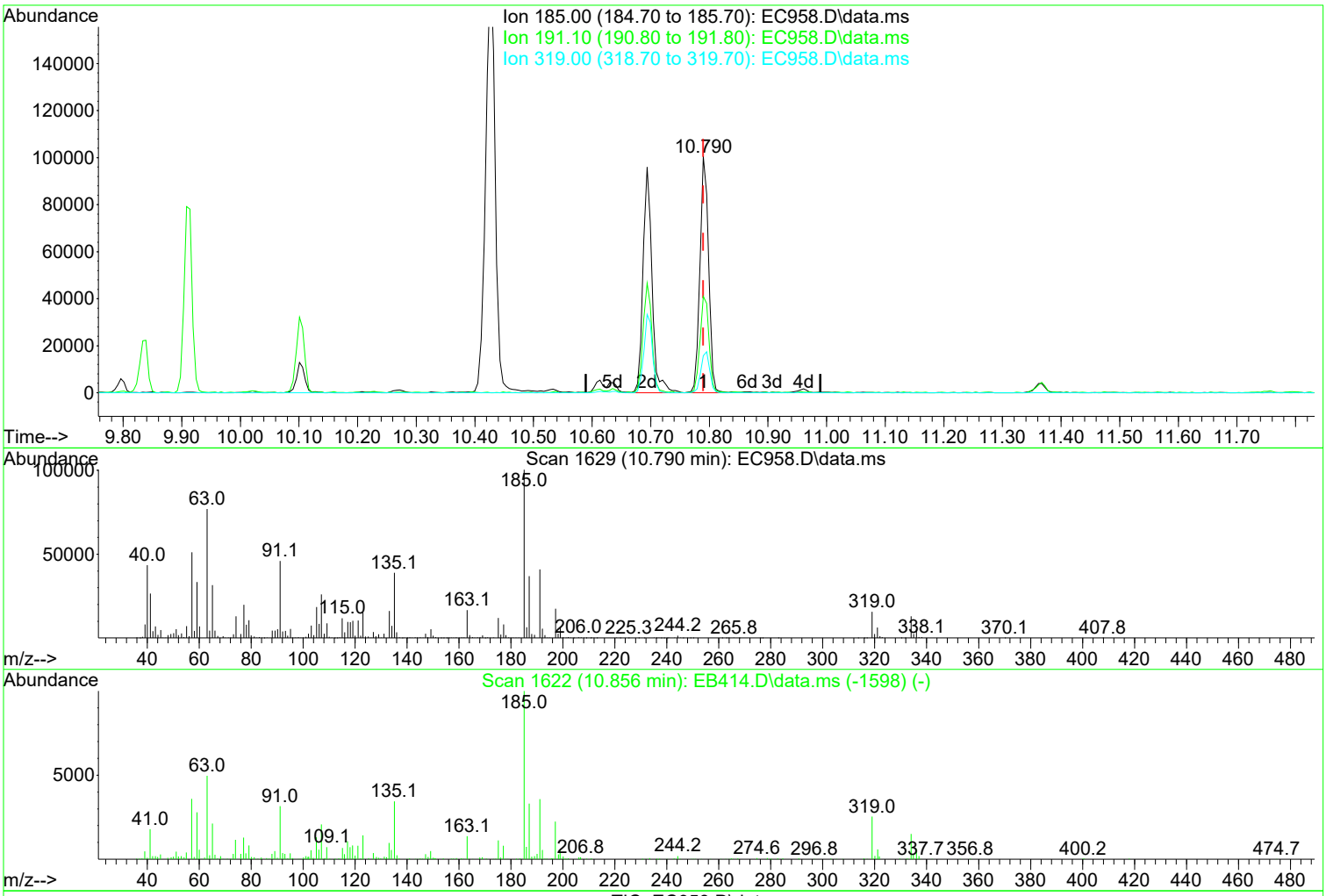

(126) Aramite (TM)

10.790min (+ 0.000) 110.15 ppm m

response 203378

Ion	Exp%	Act%
185.00	100.00	100.00
191.10	41.40	40.79
319.00	17.90	15.66
0.00	0.00	0.00

Manual Integration:

After

Split Peak.

04/19/21

Quantitation Report (Qedit)

1st DM 04/19/21
2nd BA 04/20/21

Data Path : I:\ACQUDATA\5973A\DATA\041621\
Data File : EC958.D
Acq On : 16 Apr 2021 4:24 pm
Operator : JMisiurewicz
Sample : 100 ppm STD
Misc : Initial Calibration 8270D/625
ALS Vial : 14 Sample Multiplier: 1

Quant Time: Apr 19 07:06:38 2021
Quant Method : I:\ACQUDATA\5973A\METHODS\8270041621A.M
Quant Title : 8270 BNA ANALYSIS
QLast Update : Fri Apr 16 15:24:04 2021
Response via : Initial Calibration

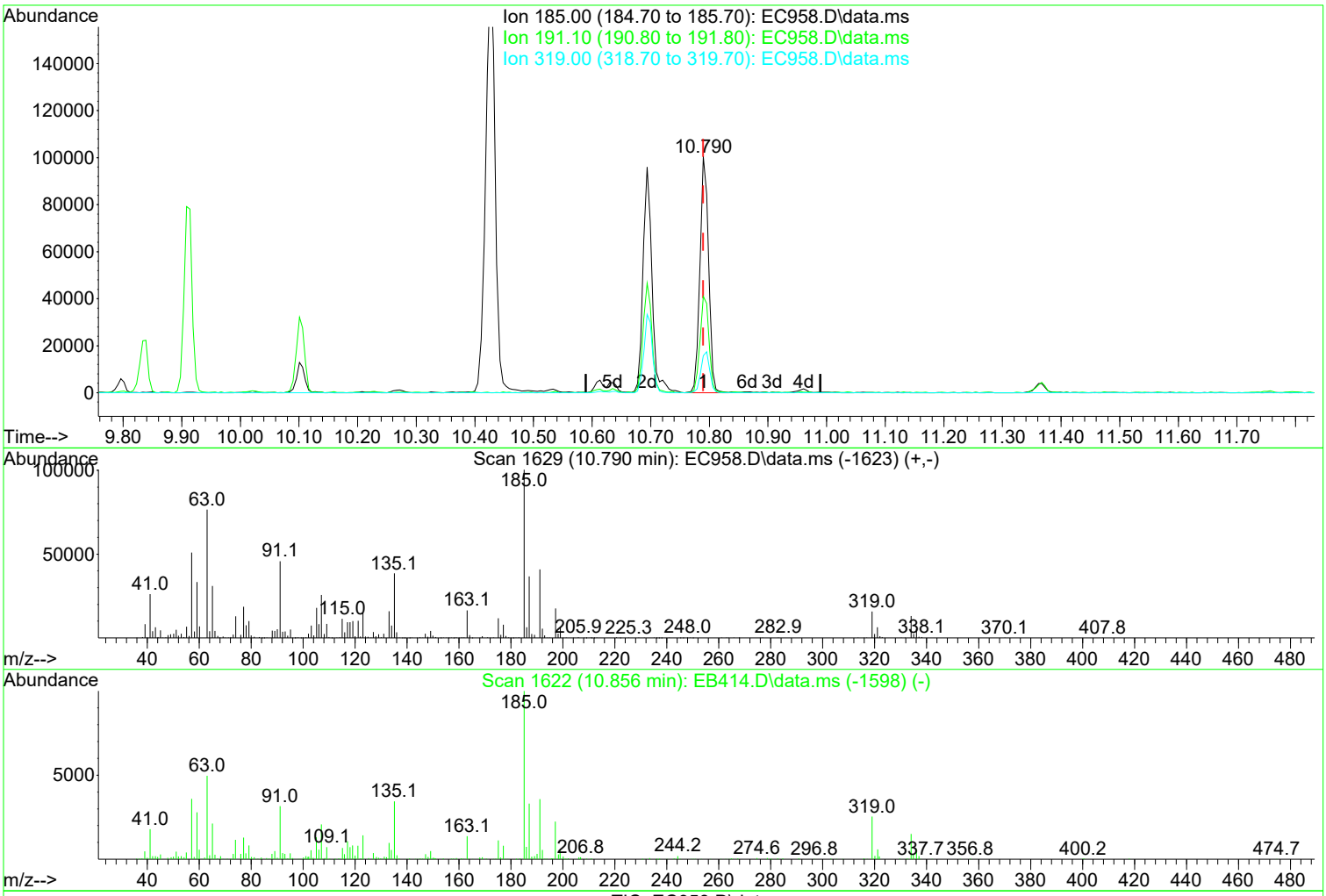

TIC: EC958.D\data.ms

(126) Aramite (TM)

10.790min (+ 0.000) 55.11 ppm

response 101748

Ion	Exp%	Act%
185.00	100.00	100.00
191.10	41.40	40.73
319.00	17.90	15.67
0.00	0.00	0.00

Manual Integration:

Before

04/19/21

Quantitation Report (Qedit)

1st DM 04/19/21
2nd BA 04/20/21

Data Path : I:\ACQUDATA\5973A\DATA\041621\
Data File : EC958.D
Acq On : 16 Apr 2021 4:24 pm
Operator : JMisiurewicz
Sample : 100 ppm STD
Misc : Initial Calibration 8270D/625
ALS Vial : 14 Sample Multiplier: 1

Quant Time: Apr 19 07:06:38 2021
Quant Method : I:\ACQUDATA\5973A\METHODS\8270041621A.M
Quant Title : 8270 BNA ANALYSIS
QLast Update : Fri Apr 16 15:24:04 2021
Response via : Initial Calibration

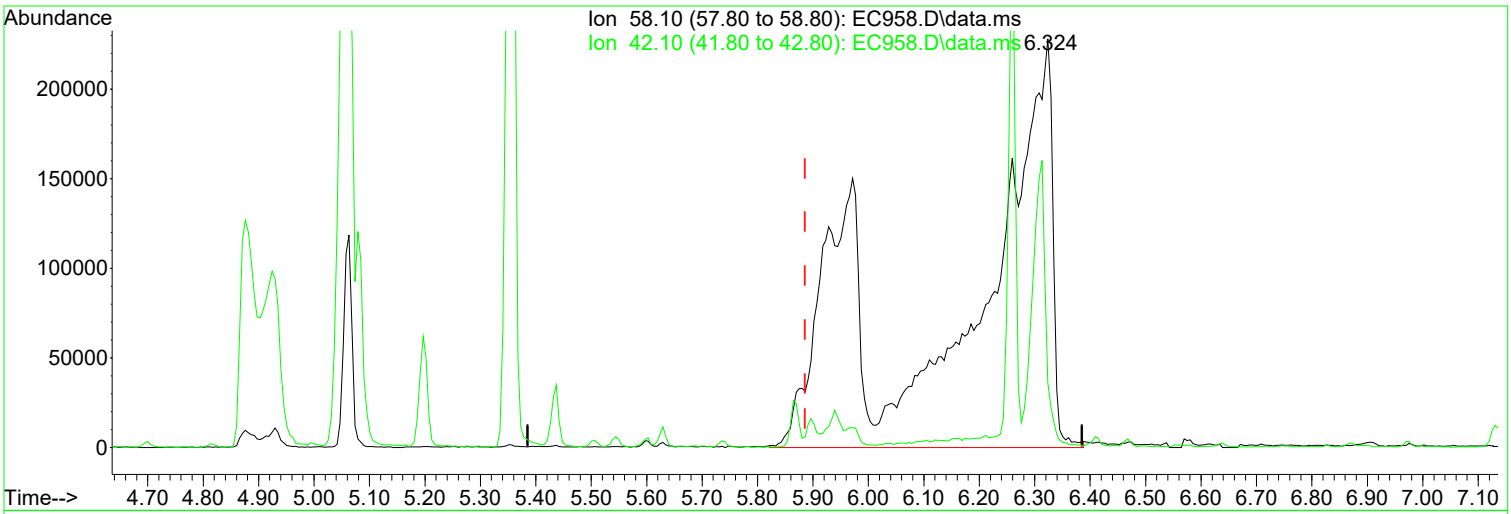

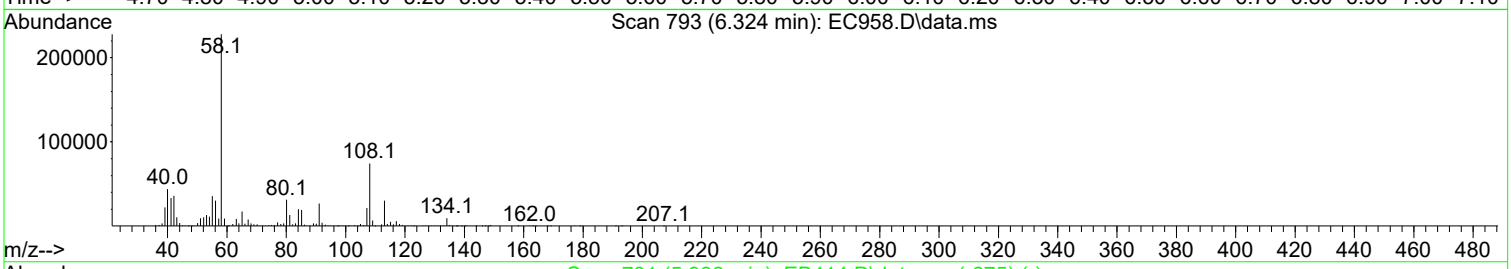

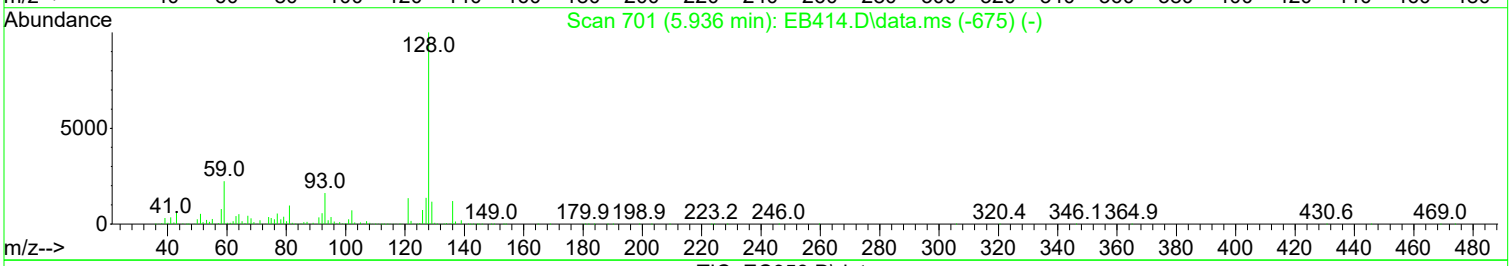

TIC: EC958.D\data.ms

(44) a,a-Dimethylphenethylamine (TM)

6.324min (+ 0.438) 112.43 ppm m

response 2378487

Ion	Exp%	Act%
58.10	100.00	100.00
42.10	41.00	15.80
0.00	0.00	0.00
0.00	0.00	0.00

Manual Integration:

After

Poor integration.

04/19/21

Quantitation Report (Qedit)

Data Path : I:\ACQUDATA\5973A\DATA\041621\
Data File : EC958.D
Acq On : 16 Apr 2021 4:24 pm
Operator : JMisiurewicz
Sample : 100 ppm STD
Misc : Initial Calibration 8270D/625
ALS Vial : 14 Sample Multiplier: 1

Quant Time: Apr 19 07:06:38 2021
Quant Method : I:\ACQUDATA\5973A\METHODS\8270041621A.M
Quant Title : 8270 BNA ANALYSIS
QLast Update : Fri Apr 16 15:24:04 2021
Response via : Initial Calibration

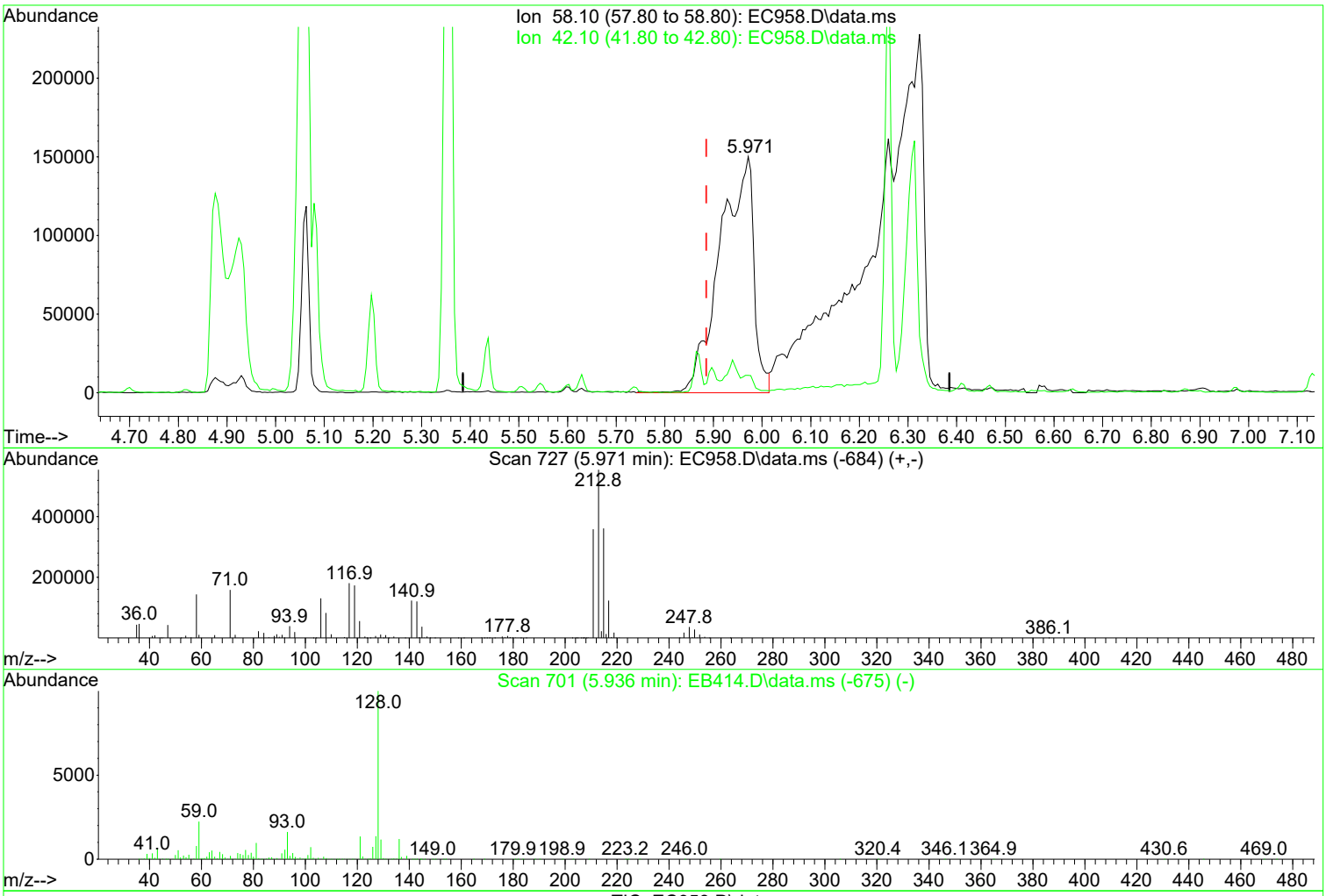

(44) a,a-Dimethylphenethylamine (TM)

5.971min (+ 0.085) 34.13 ppm

response 722049

Ion	Exp%	Act%
58.10	100.00	100.00
42.10	41.00	6.13
0.00	0.00	0.00
0.00	0.00	0.00

Manual Integration:

Before

04/19/21

1st DM 04/19/21
2nd BA 04/20/21

Quantitation Report (QT Reviewed)

Data Path : I:\ACQUDATA\5973A\DATA\041621\
Data File : EC958.D
Acq On : 16 Apr 2021 4:24 pm
Operator : JMisiurewicz
Sample : 100 ppm STD
Misc : Initial Calibration 8270D/625
ALS Vial : 14 Sample Multiplier: 1

Quant Time: Apr 19 07:06:38 2021
Quant Method : I:\ACQUDATA\5973A\METHODS\8270041621A.M
Quant Title : 8270 BNA ANALYSIS
QLast Update : Fri Apr 16 15:24:04 2021
Response via : Initial Calibration

Compound	R.T.	QIon	Response	Conc	Units	Dev(Min)
Internal Standards						
1) d4-1,4-Dichlorobenzene	4.700	152	272177	40.00	ppm	0.00
34) d8-Naphthalene	5.870	136	1044146	40.00	ppm	0.00
58) d10-Acenaphthene	7.574	164	573853	40.00	ppm	0.00
92) d10-Phenanthrene	9.043	188	977258	40.00	ppm	0.00
118) d12-Chrysene	12.275	240	894538	40.00	ppm	0.01
136) d12-Perylene	15.160	264	952128	40.00	ppm	0.00
System Monitoring Compounds						
8) SURR1,2-FLUOROPHENOL	3.615	112	862075	95.07	ppm	0.00
Spiked Amount 20.000	Range 10 - 70		Recovery	= 475.35%#		
13) SURR2,PHENOL-D6	4.369	99	1127761	95.64	ppm	0.00
Spiked Amount 20.000	Range 10 - 107		Recovery	= 478.20%#		
35) SURR4,NITROBENZENE-D5	5.197	82	957067	93.41	ppm	0.00
Spiked Amount 10.000	Range 31 - 110		Recovery	= 934.10%#		
64) SURR5,2-FLUOROBIPHENYL	6.911	172	1745582	87.69	ppm	0.00
Spiked Amount 10.000	Range 31 - 118		Recovery	= 876.90%#		
89) SURR3,2,4,6-TRIBROMOPH...	8.354	330	258373	74.18	ppm	0.00
Spiked Amount 20.000	Range 35 - 141		Recovery	= 370.90%#		
125) SURR6,TERPHENYL-D14	10.720	244	1969300	92.06	ppm	0.00
Spiked Amount 10.000	Range 10 - 165		Recovery	= 920.60%#		
Target Compounds						Qvalue
2) 1,4-Dioxane	2.323	88	323001	88.141	ppm	98
3) Pyridine	2.600	79	932349	93.819	ppm	95
4) N-Nitrosodimethylamine	2.568	74	555312	104.185	ppm	89
5) 2-Picoline	3.172	93	967942	96.068	ppm	99
6) N-Nitrosomethylamine	3.247	42	420422	89.101	ppm	96
7) Methyl Methansulfonate	3.487	80	510320	93.176	ppm	98
9) N-Nitrosodiethylamine	3.802	102	450115	97.867	ppm	97
10) Ethyl Mathanesulfonate	4.037	79	650131	97.252	ppm	99
11) Benzaldehyde	4.326	106	564517	83.701	ppm	93
12) Aniline	4.417	93	1359559	95.864	ppm	82
14) Phenol	4.379	94	1209501	94.458	ppm	99
15) bis(2-Clethyl)Ether	4.465	93	847887	94.309	ppm	98
16) Pentachloroethane	4.459	117	334359	93.611	ppm	95
17) 2-Chlorophenol	4.518	128	1014990	95.151	ppm	95
18) 1,3-Diclbenzene	4.652	146	963102	91.144	ppm	97
19) 1,4-Dichlorobenzene	4.716	146	981915	90.822	ppm	95
20) 1,2-Diclbenzene	4.849	146	935580	91.687	ppm	97
21) Benzyl Alcohol	4.817	79	793106	101.404	ppm	98
22) 1-Methyl-2-pyrrolidinone	4.876	99	641679	100.587	ppm	96
23) 2,2'-oxybis(1-Chloropr...	4.929	45	1121413	103.476	ppm #	84
24) 2-Methylphenol	4.919	108	920441	100.233	ppm	97
25) 3+4-Methylphenol	5.063	108	942479	96.988	ppm	85
26) Acetophenone	5.058	105	1173102	91.216	ppm #	75
27) N-Nitroso-Di-n-propyla...	5.063	70	703050	98.700	ppm	97
28) N-Nitrosopyrrolidine	5.052	100	505191	98.200	ppm	71
29) N-Nitrosomorpholine	5.079	56	549684	96.244	ppm	98
30) o-Toluidine	5.090	106	1418063	93.993	ppm	85
31) Hexachloroethane	5.154	117	403746	96.021	ppm	90
32) o,o,o-Triethylphosphor...	5.603	198	423725	91.165	ppm	93
33) Alpha-terpinol	5.896	121	272693	99.011	ppm	96
36) Nitrobenzene	5.218	77	956720	92.602	ppm	99
37) N-Nitrosopiperidine	5.357	42	573267	91.284	ppm	94
38) Isophorone	5.437	82	1636721	91.293	ppm	97

1st DM 04/19/21
2nd BA 04/20/21

Data Path : I:\ACQUDATA\5973A\DATA\041621\
Data File : EC958.D
Acq On : 16 Apr 2021 4:24 pm
Operator : JMisiurewicz
Sample : 100 ppm STD
Misc : Initial Calibration 8270D/625
ALS Vial : 14 Sample Multiplier: 1

Quant Time: Apr 19 07:06:38 2021
Quant Method : I:\ACQUDATA\5973A\METHODS\8270041621A.M
Quant Title : 8270 BNA ANALYSIS
QLast Update : Fri Apr 16 15:24:04 2021
Response via : Initial Calibration

Compound	R.T.	QIon	Response	Conc	Units		Dev(Min)
39) 2-Nitrophenol	5.506	139	534938	94.079	ppm		99
40) 2,4-Dimethylphenol	5.544	107	1024052	96.535	ppm		97
41) bis(-2-Chloroethoxy)Me...	5.629	93	1080712	94.463	ppm		96
42) Benzoic Acid	5.699	105	1221234	161.975	ppm		94
43) 2,4-Dichlorophenol	5.736	162	807796	92.660	ppm		95
44) a,a-Dimethylphenethyla...	6.324	58	2378487m	112.428	ppm		
45) 1,2,4-Trichlorobenzene	5.811	180	800431	88.321	ppm		99
46) Naphthalene	5.891	128	2270864	79.506	ppm		92
47) 4-Chloroaniline	5.939	127	1093142	92.361	ppm		97
48) 2,6-Dichlorophenol	5.950	162	721463	90.912	ppm		95
49) Hexachlorobutadiene	6.003	225	427469	85.596	ppm		97
50) Hexachloropropene	5.971	213	492818	87.336	ppm		98
51) 4-Chloro-3-methylphenol	6.409	107	824561	96.462	ppm		98
52) N-N-di-n-butylamine	6.260	84	630221	87.996	ppm		98
53) Caprolactam	6.313	113	302387	97.632	ppm		95
54) p-Phenylenediamine	6.297	80	227180	62.012	ppm		93
55) Safrole	6.468	162	623080	92.192	ppm		97
56) 2-Methylnaphthalene	6.553	142	1671330	88.003	ppm		96
57) 1-Methylnaphthalene	6.650	142	1607814	87.850	ppm		94
59) Hexachlorocyclopentadiene	6.708	237	435656	81.762	ppm		99
60) 1,2,4,5-Tetrachloroben...	6.719	216	733181	85.823	ppm		99
61) 1,2,3,4-Tetrachloroben...	6.997	216	706003	85.674	ppm		97
62) 2,4,6-Trichlorophenol	6.831	196	559341	90.974	ppm		99
63) 2,4,5-Trichlorophenol	6.869	196	570141	91.388	ppm		98
65) Isosafrole	6.976	104	315012	95.693	ppm		97
66) 1,1'-Biphenyl	7.013	154	1875906	84.087	ppm		86
67) 2-Chloronaphthalene	7.034	162	1556866	87.304	ppm		90
68) 2-Nitroaniline	7.130	65	509624	97.615	ppm		95
69) 1,4-Naphthoquinone	7.205	158	453915	81.910	ppm		84
70) m-Dinitrobenzene	7.344	168	316004	105.594	ppm		65
71) Acenaphthylene	7.435	152	2226852	85.216	ppm		90
72) Dimethyl phthalate	7.312	163	1695045	91.044	ppm		99
73) 2,6-Dinitrotoluene	7.371	165	422573	98.915	ppm		99
74) Acenaphthene	7.606	153	1616461	87.924	ppm		94
75) 3-Nitroaniline	7.542	138	505928	100.326	ppm		97
76) 2,4-Dinitrophenol	7.643	184	254972	83.756	ppm		89
77) Dibenzofuran	7.777	168	1946244	79.584	ppm		88
78) 2,4-Dinitrotoluene	7.771	165	583857	103.924	ppm		82
79) 4-Nitrophenol	7.713	65	487463	106.747	ppm		95
80) Pentachlorobenzene	7.734	250	630154	79.448	ppm		97
81) 1-Napthylamine	7.857	143	1346796	91.024	ppm		92
82) 2-Napthylamine	7.937	143	1441896	89.440	ppm		94
83) 2,3,4,6-Tetrachlorophenol	7.900	232	412144	91.443	ppm		94
84) Fluorene	8.113	166	1611072	81.882	ppm		96
85) 4-Chlorophenyl-phenyle...	8.113	204	766145	81.161	ppm		92
86) Diethylphthalate	8.007	149	1765541	97.330	ppm		97
87) 4-Nitroaniline	8.151	138	539255	94.975	ppm		97
88) 5-Nitro-o-toluidine	8.140	152	561902	99.706	ppm		92
90) Sulfotepp	8.391	322	282496	88.390	ppm		97
91) Octachlorocyclopentene	8.364	307	252498	75.510	ppm		95
93) Thionazin	8.092	107	339889	111.511	ppm		96
94) 4,6-Dinitro-2-methylph...	8.177	198	365218	98.961	ppm		95
95) Diphenylamine	8.236	169	2380316	161.826	ppm		91
96) 1,2 Diphenylhydrazine	8.274	77	1769435	89.365	ppm		95
97) N-Nitrosodiphenylamine	8.236	169	2380316	161.826	ppm		91
98) 1,3,5-Trinirobenzene	8.519	74	326330	119.415	ppm	#	1

Quantitation Report (QT Reviewed)

Data Path : I:\ACQUDATA\5973A\DATA\041621\
Data File : EC958.D
Acq On : 16 Apr 2021 4:24 pm
Operator : JMisiurewicz
Sample : 100 ppm STD
Misc : Initial Calibration 8270D/625
ALS Vial : 14 Sample Multiplier: 1

Quant Time: Apr 19 07:06:38 2021
Quant Method : I:\ACQUDATA\5973A\METHODS\8270041621A.M
Quant Title : 8270 BNA ANALYSIS
QLast Update : Fri Apr 16 15:24:04 2021
Response via : Initial Calibration

	Compound	R.T.	QIon	Response	Conc	Units	Dev(Min)
99)	Diallate	8.514	86	683858	105.493	ppm	99
100)	Phorate	8.525	121	385868	104.582	ppm	84
101)	Phenacetin	8.557	108	1045312	104.904	ppm	98
102)	4-Bromophenyl-phenylether	8.600	248	481052	85.777	ppm	92
103)	Hexachlorobenzene	8.658	284	552668	82.912	ppm	91
104)	Dimethoate	8.706	87	441452	75.282	ppm	95
105)	Atrazine	8.765	215	189790	74.625	ppm	93
106)	Pentachlorophenol	8.856	266	308441	74.825	ppm	98
107)	4-Aminobiphenyl	8.861	169	1716088	83.616	ppm	94
108)	Pentachloronitrobenzene	8.867	237	201160	94.968	ppm	95
109)	Pronamide	8.920	173	875567	102.608	ppm	97
110)	Dinoseb	9.038	211	419523	94.805	ppm	95
111)	Disulfoton	9.043	88	1045124	96.897	ppm	96
112)	Phenanthrene	9.070	178	2290180	84.961	ppm	87
113)	Anthracene	9.118	178	2242624	87.585	ppm	89
114)	Carbazole	9.278	167	2277693	86.646	ppm	87
115)	Di-n-butylphthalate	9.620	149	2580678	87.357	ppm	88
116)	4-Nitroquinonline-1-oxide	9.834	190	194800	83.564	ppm	99
117)	Fluoranthene	10.272	202	2543136	86.311	ppm	88
119)	Methyl Parathion	9.406	109	372081	86.648	ppm	88
120)	Ethyl Parathion	9.796	97	423486	120.395	ppm	96
121)	Methapyrilene	9.908	58	715810	93.862	ppm	98
122)	Isodrin	10.101	193	284102	111.339	ppm	95
123)	Benzidine	10.427	184	1392383	88.026	ppm	97
124)	Pyrene	10.533	202	2625334	93.822	ppm	89
126)	Aramite	10.790	185	203378m	110.147	ppm	
127)	p-(Dimethylamino)azobe...	10.902	120	850002	106.531	ppm	95
128)	Chlorobenzilate	10.961	139	979555	109.019	ppm	90
129)	Butyl benzyl phthalate	11.393	149	1450880	105.304	ppm	99
130)	3,3-Dimethylbenzidine	11.367	212	1603240	90.272	ppm	96
131)	2-Acetylaminofluorene	11.757	181	1214270	104.791	ppm	97
132)	3,3'-Dichlorobenzidine	12.232	252	999478	88.673	ppm	98
133)	Benzo(a)anthracene	12.259	228	2629614	90.512	ppm	96
134)	Chrysene	12.323	228	2515917	91.261	ppm	95
135)	bis(2-Ethylhexyl)phtha...	12.366	149	2004484	113.626	ppm	96
137)	Di-n-octyl phthalate	13.680	149	3327739	120.344	ppm	97
138)	7,12-Dimethylbenz(a)an...	14.364	256	1292747	96.844	ppm	93
139)	Benzo(b)Fluoranthene	14.369	252	2801651	95.971	ppm	95
140)	Benzo(k)fluoranthene	14.422	252	2506829	93.228	ppm	94
141)	Benzo(a)pyrene	15.042	252	2159611	97.810	ppm	96
142)	3-Methylcholanthrene	15.838	268	1423071	96.775	ppm	95
143)	Indeno(1,2,3-cd)Pyrene	17.142	276	2203857	90.821	ppm	90
144)	Dibenz(a,h)anthracene	17.195	278	2351013	91.629	ppm	93
145)	Benzo(g,h,i)perylene	17.585	276	1867726	86.979	ppm	92

(#) = qualifier out of range (m) = manual integration (+) = signals summed

Quantitation Report (QT Reviewed)

Data Path : I:\ACQUDATA\5973A\DATA\041621\
Data File : EC958.D
Acq On : 16 Apr 2021 4:24 pm
Operator : JMisiurewicz
Sample : 100 ppm STD
Misc : Initial Calibration 8270D/625
ALS Vial : 14 Sample Multiplier: 1

Quant Time: Apr 19 07:06:38 2021
Quant Method : I:\ACQUDATA\5973A\METHODS\8270041621A.M
Quant Title : 8270 BNA ANALYSIS
QLast Update : Fri Apr 16 15:24:04 2021
Response via : Initial Calibration

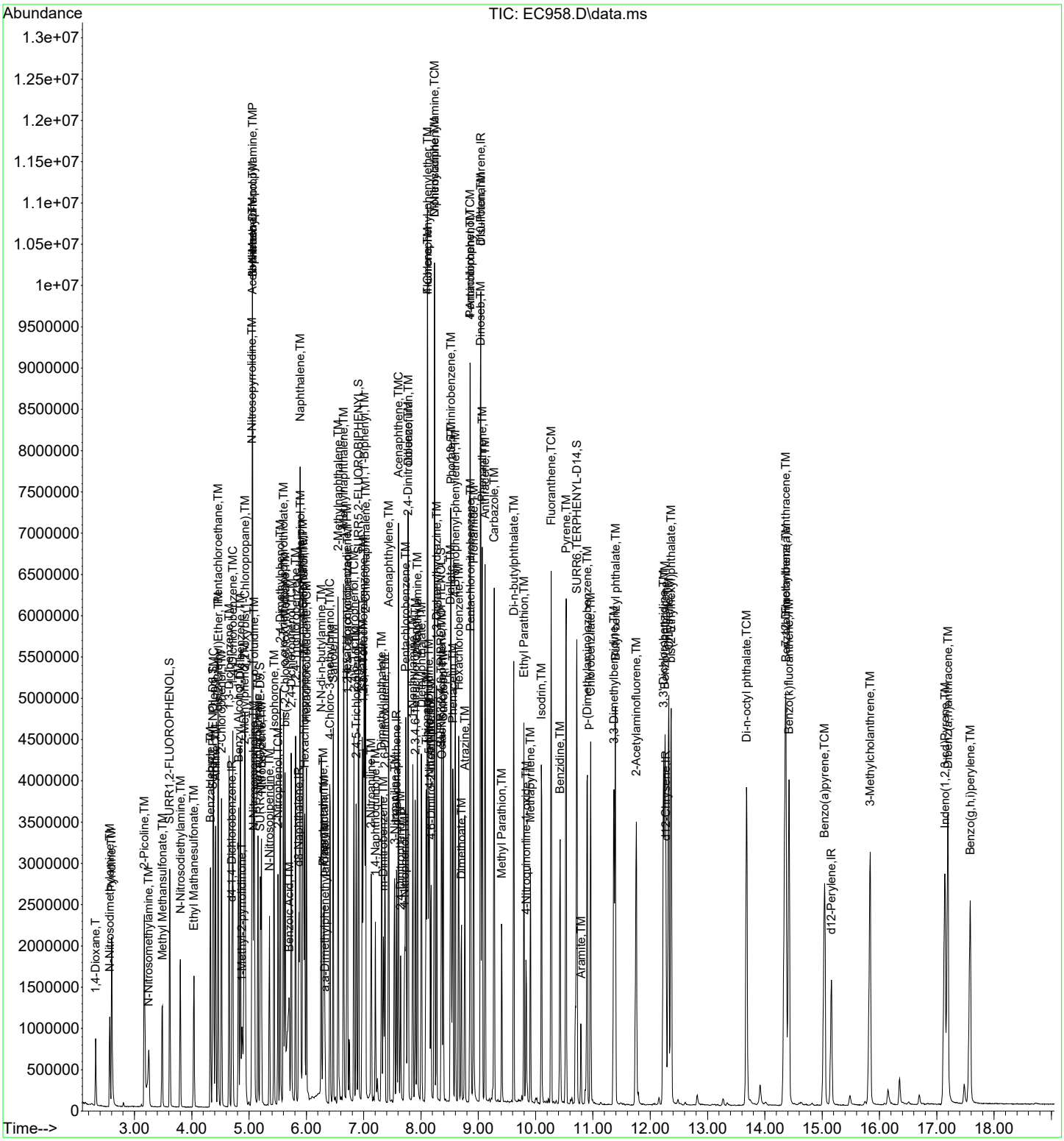

Quantitation Report (Qedit)

1st DM 04/19/21
2nd BA 04/20/21

Data Path : I:\ACQUDATA\5973A\DATA\041621\
Data File : EC959.D
Acq On : 16 Apr 2021 4:54 pm
Operator : JMisiurewicz
Sample : ICV #1
Misc : Initial Calibration 8270D/625
ALS Vial : 15 Sample Multiplier: 1

Quant Time: Apr 19 08:25:31 2021
Quant Method : I:\ACQUDATA\5973A\METHODS\8270041621A.M
Quant Title : 8270 BNA ANALYSIS
QLast Update : Mon Apr 19 07:43:13 2021
Response via : Initial Calibration

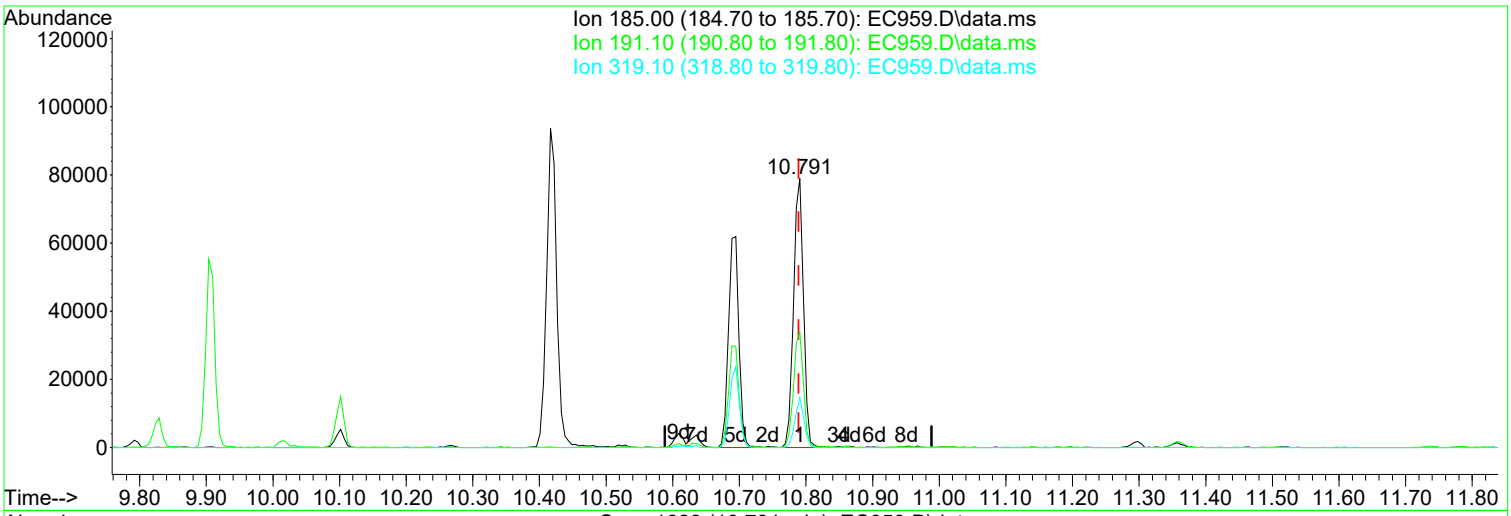

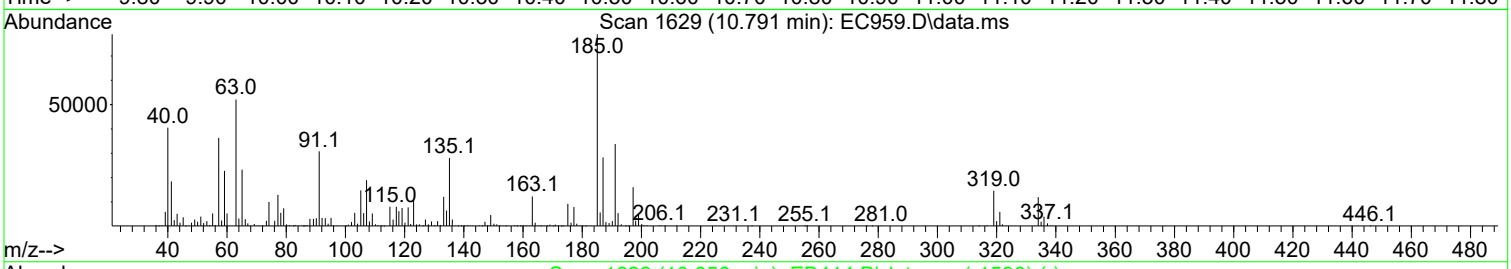



TIC: EC959.D\data.ms

(126) Aramite (TM)

10.791min (+ 0.002) 70.93 ppm m

response 148448

Ion	Exp%	Act%
185.00	100.00	100.00
191.10	40.00	42.77
319.10	16.40	18.51
0.00	0.00	0.00

Manual Integration:

After

Split Peak.

04/19/21

Quantitation Report (Qedit)

Data Path : I:\ACQUDATA\5973A\DATA\041621\
Data File : EC959.D
Acq On : 16 Apr 2021 4:54 pm
Operator : JMisiurewicz
Sample : ICV #1
Misc : Initial Calibration 8270D/625
ALS Vial : 15 Sample Multiplier: 1

Quant Time: Apr 19 08:25:31 2021
Quant Method : I:\ACQUDATA\5973A\METHODS\8270041621A.M
Quant Title : 8270 BNA ANALYSIS
QLast Update : Mon Apr 19 07:43:13 2021
Response via : Initial Calibration

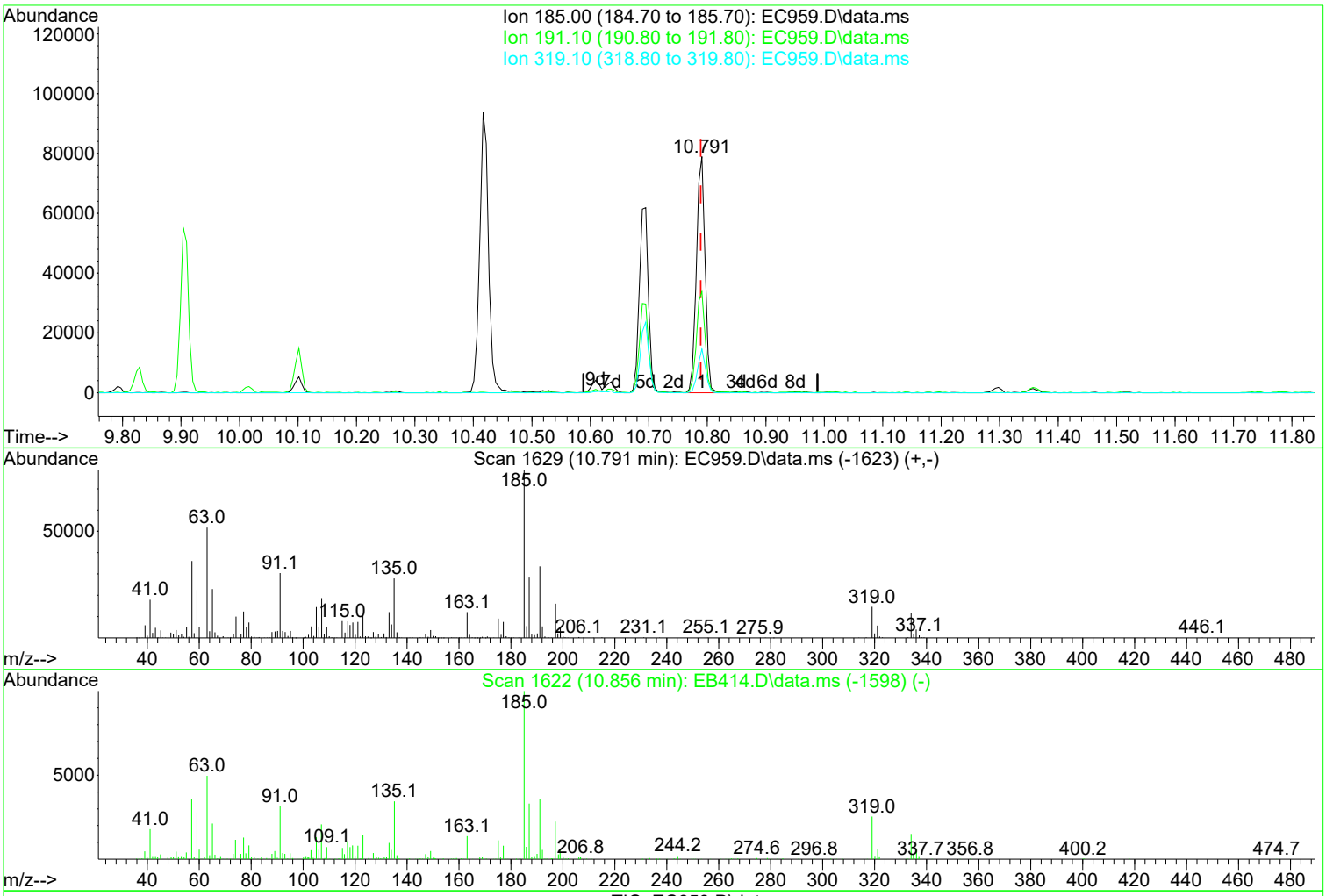

TIC: EC959.D\data.ms

(126) Aramite (TM)

10.791min (+ 0.002) 39.06 ppm

response 81752

Ion	Exp%	Act%
185.00	100.00	100.00
191.10	40.00	42.57
319.10	16.40	18.51
0.00	0.00	0.00

Manual Integration:

Before

04/19/21

Quantitation Report (Qedit)

Data Path : I:\ACQUDATA\5973A\DATA\041621\
Data File : EC959.D
Acq On : 16 Apr 2021 4:54 pm
Operator : JMisiurewicz
Sample : ICV #1
Misc : Initial Calibration 8270D/625
ALS Vial : 15 Sample Multiplier: 1

Quant Time: Apr 19 08:25:31 2021
Quant Method : I:\ACQUDATA\5973A\METHODS\8270041621A.M
Quant Title : 8270 BNA ANALYSIS
QLast Update : Mon Apr 19 07:43:13 2021
Response via : Initial Calibration

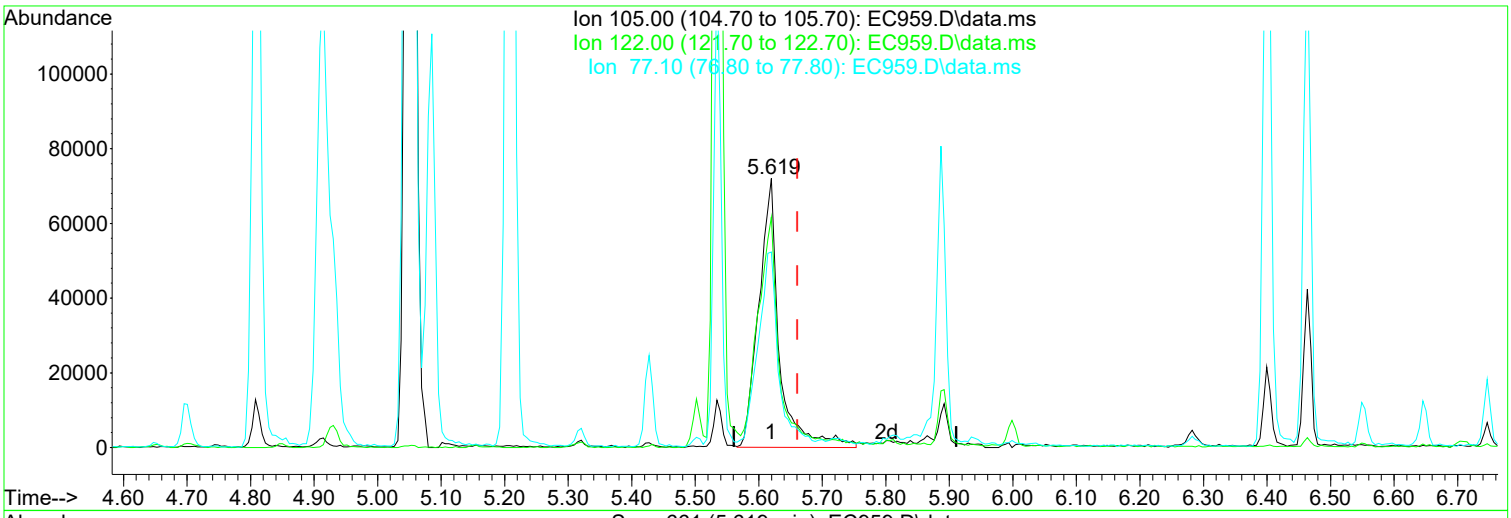

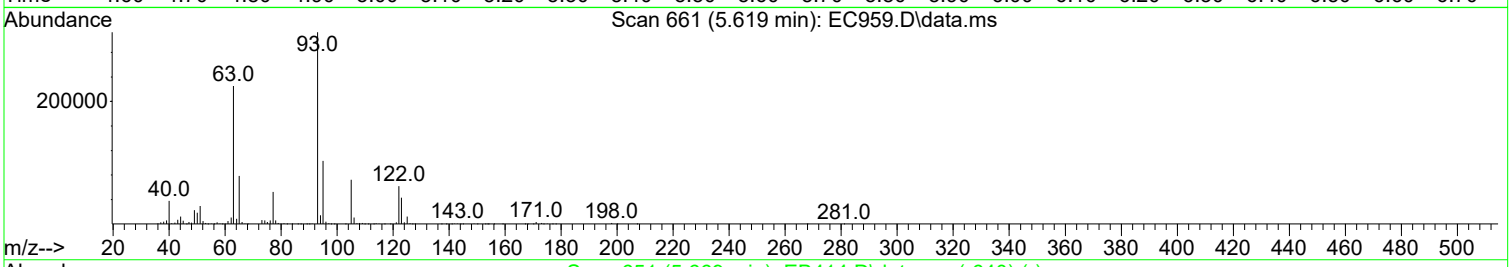

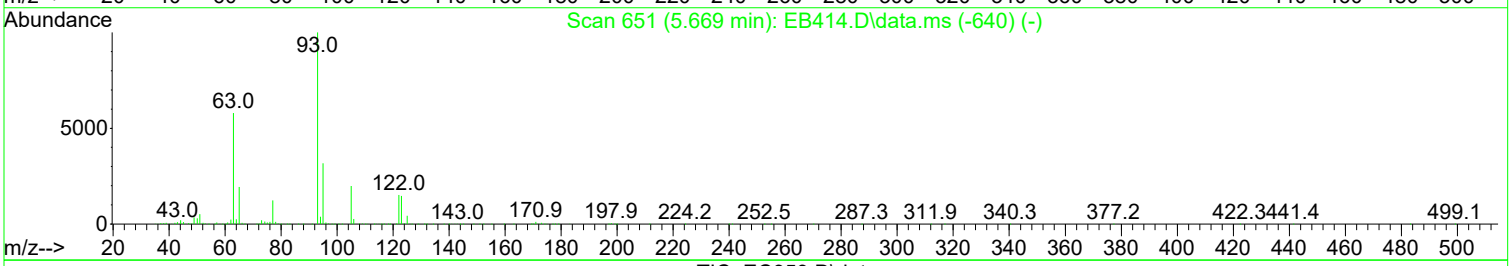

TIC: EC959.D\data.ms

(42) Benzoic Acid (TM)

5.619min (-0.042) 37.90 ppm m

response 162040

Ion	Exp%	Act%
105.00	100.00	100.00
122.00	83.20	85.60
77.10	75.40	72.67
0.00	0.00	0.00

Manual Integration:

After

Poor integration.

04/19/21

1st DM 04/19/21
2nd BA 04/20/21

Data Path : I:\ACQUDATA\5973A\DATA\041621\
Data File : EC959.D
Acq On : 16 Apr 2021 4:54 pm
Operator : JMisiurewicz
Sample : ICV #1
Misc : Initial Calibration 8270D/625
ALS Vial : 15 Sample Multiplier: 1

Quant Time: Apr 19 08:25:31 2021
Quant Method : I:\ACQUDATA\5973A\METHODS\8270041621A.M
Quant Title : 8270 BNA ANALYSIS
QLast Update : Mon Apr 19 07:43:13 2021
Response via : Initial Calibration

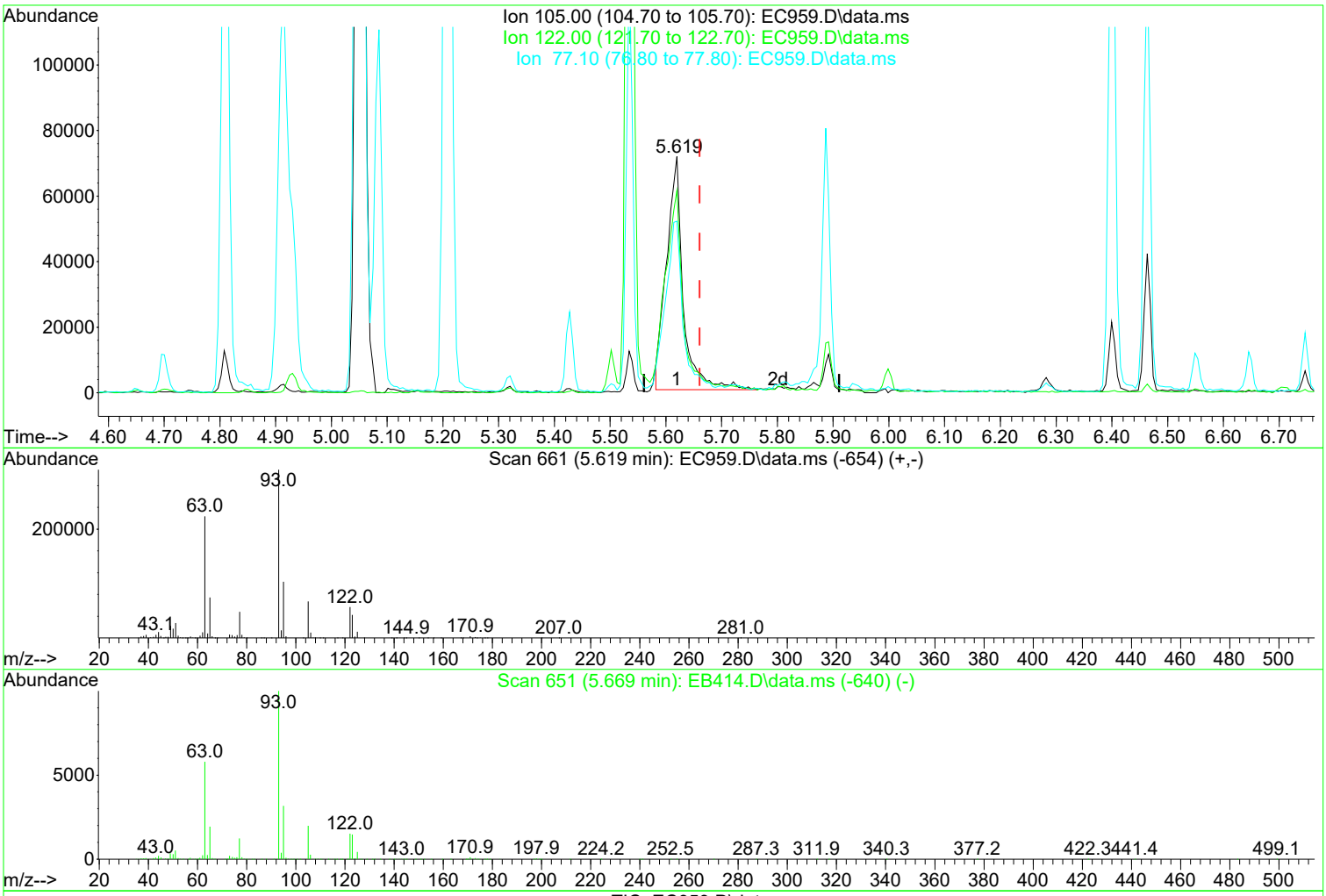

(42) Benzoic Acid (TM)

5.619min (-0.042) 35.60 ppm

response 149518

Ion	Exp%	Act%
105.00	100.00	100.00
122.00	83.20	84.67
77.10	75.40	71.06
0.00	0.00	0.00

Manual Integration:

Before

04/19/21

1st DM 04/19/21
2nd BA 04/20/21

Data Path : I:\ACQUDATA\5973A\DATA\041621\
Data File : EC959.D
Acq On : 16 Apr 2021 4:54 pm
Operator : JMisiurewicz
Sample : ICV #1
Misc : Initial Calibration 8270D/625
ALS Vial : 15 Sample Multiplier: 1

Quant Time: Apr 19 08:25:31 2021
Quant Method : I:\ACQUDATA\5973A\METHODS\8270041621A.M
Quant Title : 8270 BNA ANALYSIS
QLast Update : Mon Apr 19 07:43:13 2021
Response via : Initial Calibration

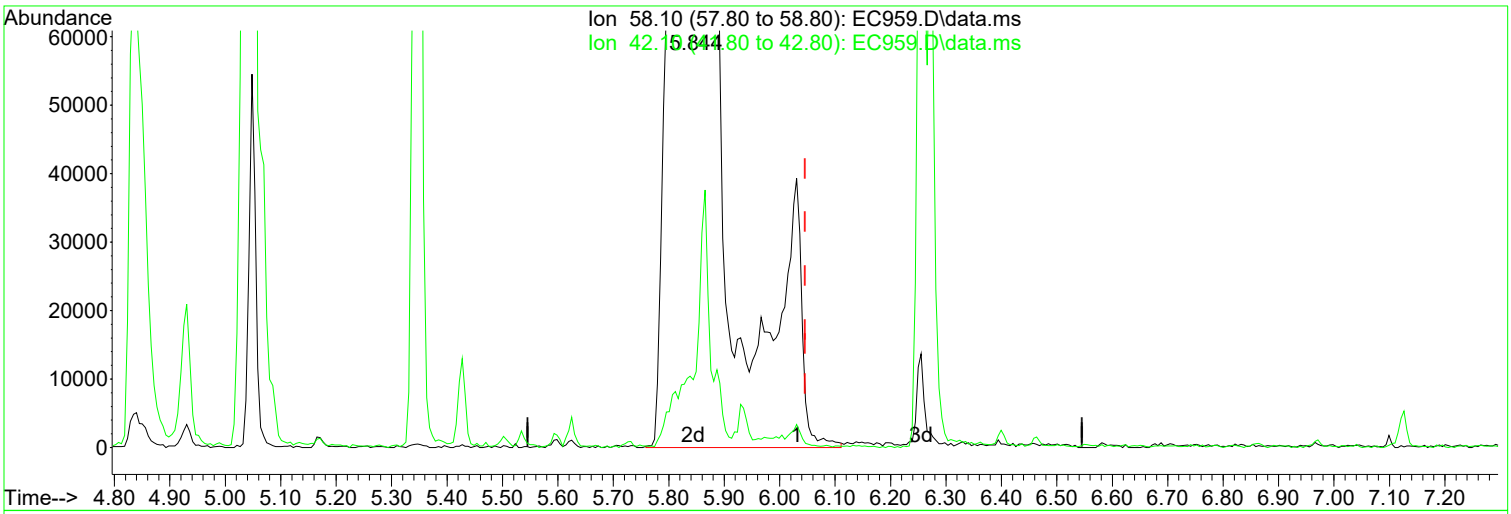

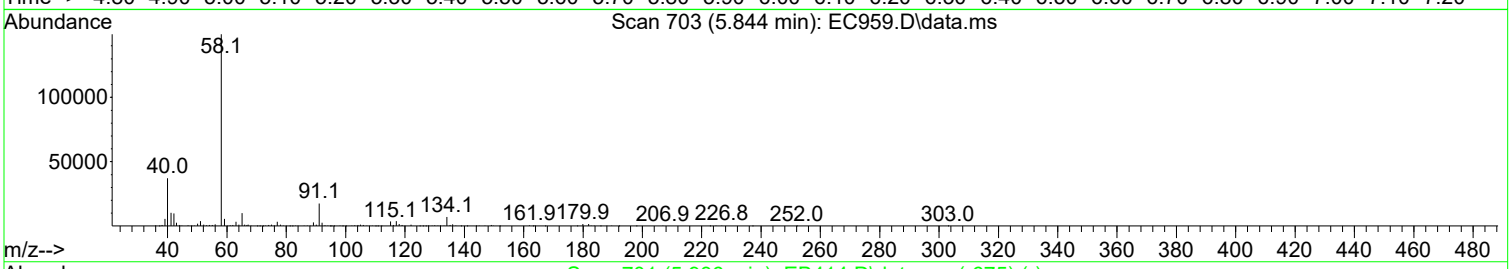

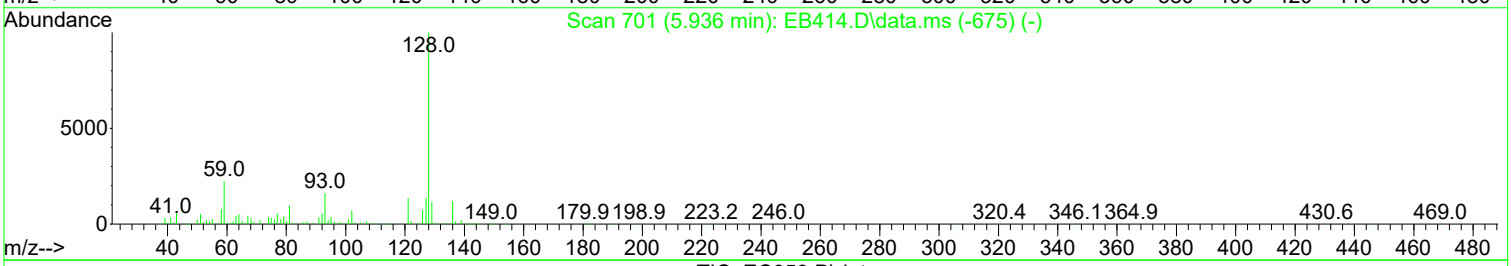

TIC: EC959.D\data.ms

(44) a,a-Dimethylphenethylamine (TM)

5.844min (-0.202) 38.45 ppm m

response 898322

Ion	Exp%	Act%
58.10	100.00	100.00
42.10	10.70	6.65
0.00	0.00	0.00
0.00	0.00	0.00

Manual Integration:

After

Poor integration.

04/19/21

1st DM 04/19/21
2nd BA 04/20/21

Data Path : I:\ACQUDATA\5973A\DATA\041621\
Data File : EC959.D
Acq On : 16 Apr 2021 4:54 pm
Operator : JMisiurewicz
Sample : ICV #1
Misc : Initial Calibration 8270D/625
ALS Vial : 15 Sample Multiplier: 1

Quant Time: Apr 19 08:25:31 2021
Quant Method : I:\ACQUDATA\5973A\METHODS\8270041621A.M
Quant Title : 8270 BNA ANALYSIS
QLast Update : Mon Apr 19 07:43:13 2021
Response via : Initial Calibration

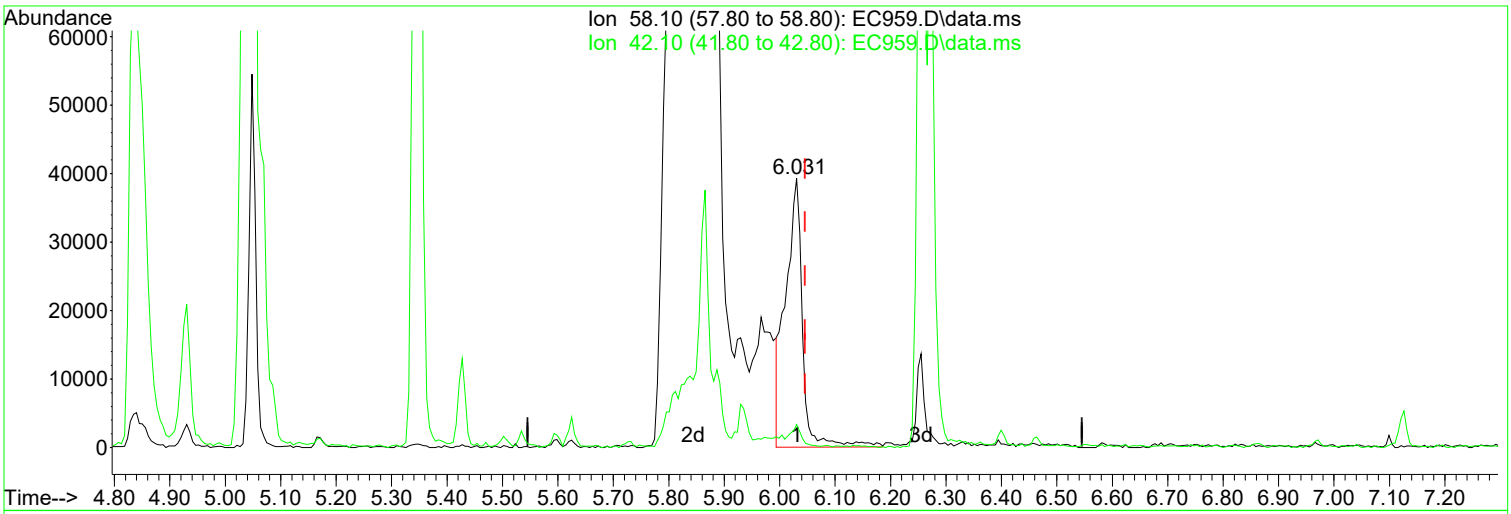

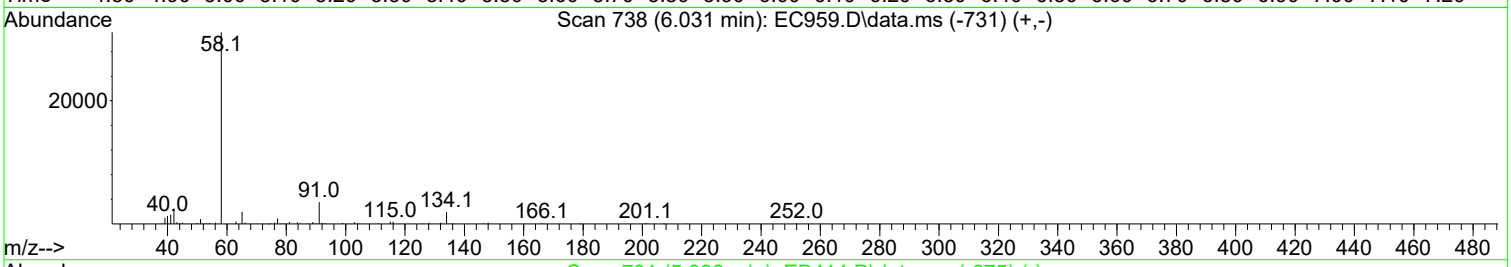

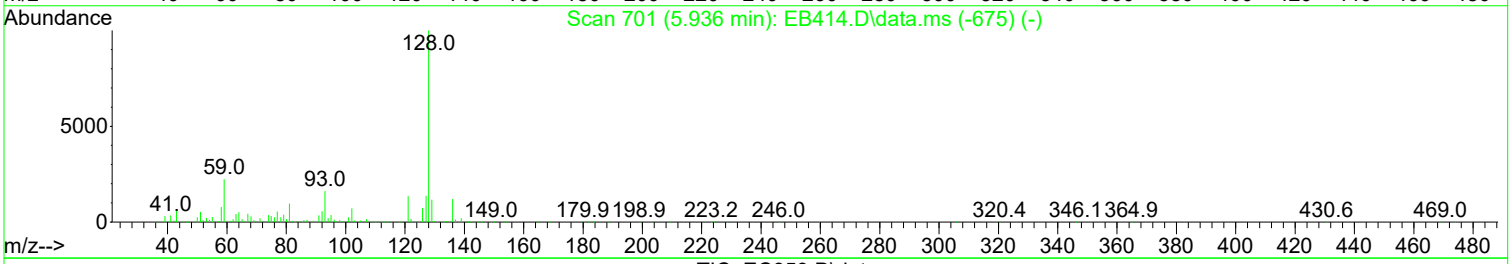

TIC: EC959.D\data.ms

(44) a,a-Dimethylphenethylamine (TM)

6.031min (-0.015) 3.57 ppm

response 83430

Ion	Exp%	Act%
58.10	100.00	100.00
42.10	10.70	8.08
0.00	0.00	0.00
0.00	0.00	0.00

Manual Integration:

Before

04/19/21

Quantitation Report (Qedit)

Data Path : I:\ACQUDATA\5973A\DATA\041621\
Data File : EC959.D
Acq On : 16 Apr 2021 4:54 pm
Operator : JMisiurewicz
Sample : ICV #1
Misc : Initial Calibration 8270D/625
ALS Vial : 15 Sample Multiplier: 1

Quant Time: Apr 19 08:25:31 2021
Quant Method : I:\ACQUDATA\5973A\METHODS\8270041621A.M
Quant Title : 8270 BNA ANALYSIS
QLast Update : Mon Apr 19 07:43:13 2021
Response via : Initial Calibration

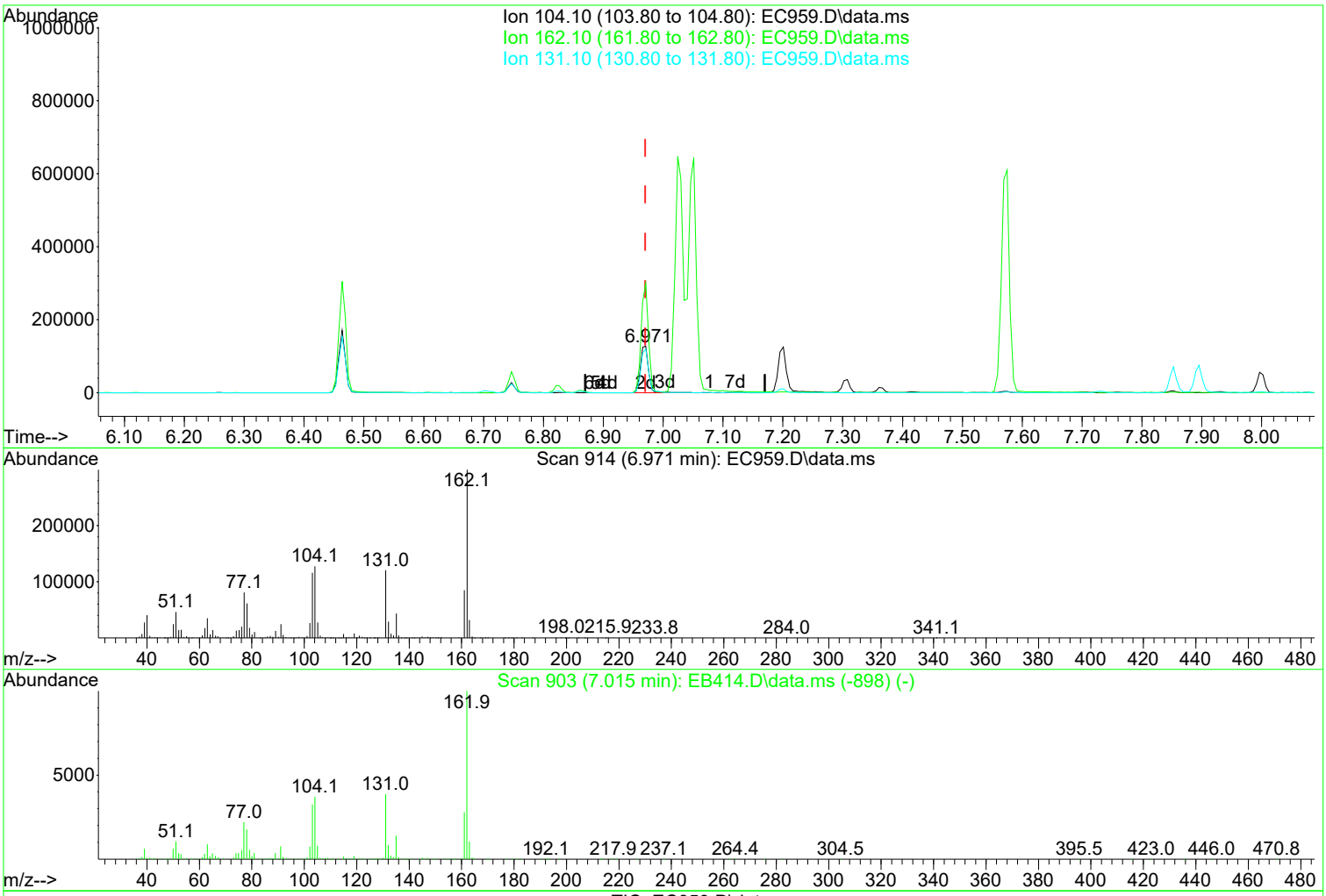

(65) Isosafrole (TM)

6.971min (+ 0.001) 35.71 ppm m

response 116279

Ion	Exp%	Act%
104.10	100.00	100.00
162.10	8.20	234.52#
131.10	94.20	94.37
0.00	0.00	0.00

Manual Integration:

After

Peak not found.

04/19/21

1st DM 04/19/21
2nd BA 04/20/21

Data Path : I:\ACQUDATA\5973A\DATA\041621\
Data File : EC959.D
Acq On : 16 Apr 2021 4:54 pm
Operator : JMisiurewicz
Sample : ICV #1
Misc : Initial Calibration 8270D/625
ALS Vial : 15 Sample Multiplier: 1

Quant Time: Apr 19 08:25:31 2021
Quant Method : I:\ACQUDATA\5973A\METHODS\8270041621A.M
Quant Title : 8270 BNA ANALYSIS
QLast Update : Mon Apr 19 07:43:13 2021
Response via : Initial Calibration

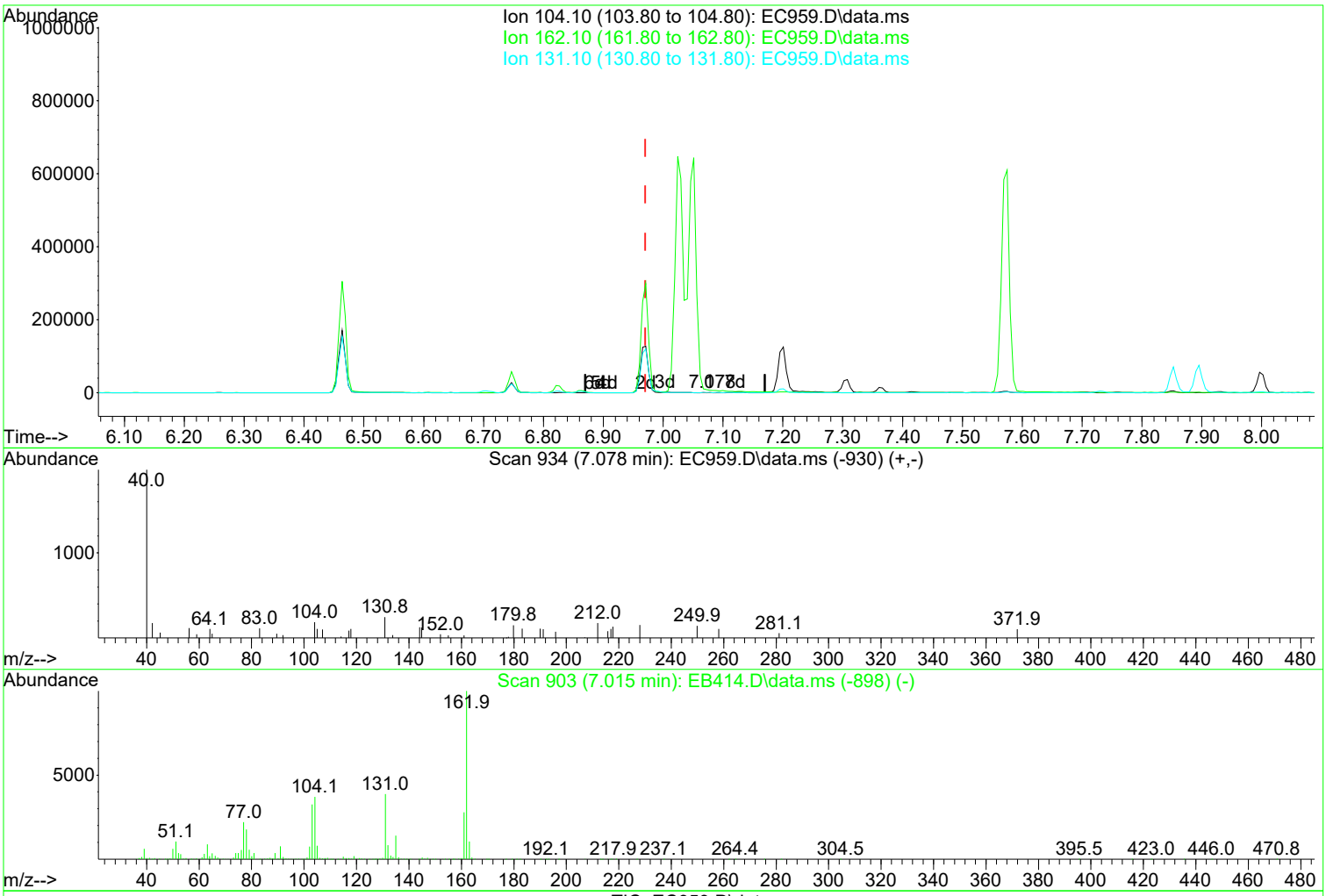

(65) Isosafrole (TM)

7.078min (+ 0.107) 0.10 ppm

response 341

Ion	Exp%	Act%
104.10	100.00	100.00
162.10	8.20	0.00
131.10	94.20	77.98
0.00	0.00	0.00

Manual Integration:

Before

04/19/21

Evaluate Continuing Calibration Report

1st DM 04/19/21
2nd BA 04/20/21

Data Path : I:\ACQUDATA\5973A\DATA\041621\
Data File : EC959.D
Acq On : 16 Apr 2021 4:54 pm
Operator : JMisiurewicz
Sample : ICV #1
Misc : Initial Calibration 8270D/625
ALS Vial : 15 Sample Multiplier: 1

Quant Time: Apr 19 08:25:31 2021
Quant Method : I:\ACQUDATA\5973A\METHODS\8270041621A.M
Quant Title : 8270 BNA ANALYSIS
QLast Update : Mon Apr 19 07:43:13 2021
Response via : Initial Calibration

Min. RRF : 0.000 Min. Rel. Area : 50% Max. R.T. Dev 0.50min
Max. RRF Dev : 20% Max. Rel. Area : 200%

		Compound	Amount	Calc.	%Dev	Area%	Dev(min)
1	IR	d4-1,4-Dichlorobenzene	40.000	40.000	0.0	105	0.00
2	T	1,4-Dioxane	40.000	39.812	0.5	106	0.00
3	TM	Pyridine	40.000	39.069	2.3	98	0.00
4	TM	N-Nitrosodimethylamine	40.000	37.381	6.5	95	0.00
5	TM	2-Picoline	40.000	38.229	4.4	99	0.00
6	TM	N-Nitrosomethylamine	40.000	37.977	5.1	99	0.00
7	TM	Methyl Methansulfonate	40.000	37.271	6.8	95	0.00
8	S	SURR1,2-FLUOROPHENOL	40.000	0.000	100.0#	0	-3.61#
9	TM	N-Nitrosodiethylamine	40.000	37.447	6.4	95	0.00
10	TM	Ethyl Mathanesulfonate	40.000	38.521	3.7	101	0.00
11	TM	Benzaldehyde	40.000	38.179	4.6	100	0.00
12	TM	Aniline	40.000	37.514	6.2	95	0.00
13	S	SURR2,PHENOL-D6	40.000	0.000	100.0#	0	-4.36#
14	TMC	Phenol	40.000	33.981	15.0	85	0.00
15	TM	bis(2-Clethyl)Ether	40.000	38.177	4.6	97	0.00
16	TM	Pentachloroethane	40.000	36.344	9.1	91	0.00
17	TM	2-Chlorophenol	40.000	34.975	12.6	88	0.00
18	TM	1,3-Diclbenzene	40.000	36.649	8.4	93	0.00
19	TMC	1,4-Dichlorobenzene	40.000	36.313	9.2	91	0.00
20	TM	1,2-Diclbenzene	40.000	36.421	8.9	92	0.00
21	TM	Benzyl Alcohol	40.000	37.447	6.4	94	0.00
22	T	1-Methyl-2-pyrrolidinone	40.000	35.654	10.9	91	-0.02
23	TM	2,2'-oxybis(1-Chloropropane	40.000	37.361	6.6	95	0.00
24	TM	2-Methylphenol	40.000	35.652	10.9	90	0.00
25	TM	3+4-Methylphenol	40.000	35.597	11.0	89	0.00
26	TM	Acetophenone	40.000	36.649	8.4	95	0.00
27	TMP	N-Nitroso-Di-n-propylamine	40.000	37.620	6.0	95	0.00
28	TM	N-Nitrosopyrrolidine	40.000	38.465	3.8	97	0.00
29	TM	N-Nitrosomorpholine	40.000	37.465	6.3	97	0.00
30	TM	o-Toluidine	40.000	38.176	4.6	97	0.00
31	TM	Hexachloroethane	40.000	37.594	6.0	93	0.00
32	TM	o,o,o-Triethylphosphorothio	40.000	35.780	10.5	92	0.00
33	TM	Alpha-terpinol	40.000	48.114	-20.3#	124	0.00
34	IR	d8-Naphthalene	40.000	40.000	0.0	108	0.00
35	S	SURR4,NITROBENZENE-D5	40.000	0.000	100.0#	0	-5.19#
36	TM	Nitrobenzene	40.000	37.459	6.4	94	0.00
37	TM	N-Nitrosopiperidine	40.000	37.829	5.4	98	0.00
38	TM	Isophorone	40.000	39.250	1.9	99	0.00
39	TCM	2-Nitrophenol	40.000	36.918	7.7	89	0.00
40	TM	2,4-Dimethylphenol	40.000	34.165	14.6	86	0.00
41	TM	bis(-2-Chloroethoxy)Methane	40.000	35.990	10.0	90	0.00
42	TM	Benzoic Acid	40 ~~80.000~~	37.900	5.3 ~~52.6#~~	41	-0.04
43	TCM	2,4-Dichlorophenol	40.000	34.361	14.1	85	0.00
44	TM	a,a-Dimethylphenethylamine	40.000	38.449	3.9	95	-0.20
45	TM	1,2,4-Trichlorobenzene	40.000	35.779	10.6	91	0.00
46	TM	Naphthalene	40.000	36.542	8.6	92	0.00
47	TM	4-Chloroaniline	40.000	39.382	1.5	99	0.00
48	TM	2,6-Dichlorophenol	40.000	35.567	11.1	88	0.00
49	TCM	Hexachlorobutadiene	40.000	33.991	15.0	86	0.00
50	TM	Hexachloropropene	40.000	36.577	8.6	91	0.00
51	TMC	4-Chloro-3-methylphenol	40.000	34.583	13.5	87	0.00

Evaluate Continuing Calibration Report

Data Path : I:\ACQUDATA\5973A\DATA\041621\
Data File : EC959.D
Acq On : 16 Apr 2021 4:54 pm
Operator : JMisiurewicz
Sample : ICV #1
Misc : Initial Calibration 8270D/625
ALS Vial : 15 Sample Multiplier: 1

Quant Time: Apr 19 08:25:31 2021
Quant Method : I:\ACQUDATA\5973A\METHODS\8270041621A.M
Quant Title : 8270 BNA ANALYSIS
QLast Update : Mon Apr 19 07:43:13 2021
Response via : Initial Calibration

Min. RRF : 0.000 Min. Rel. Area : 50% Max. R.T. Dev 0.50min
Max. RRF Dev : 20% Max. Rel. Area : 200%

		Compound	Amount	Calc.		%Dev	Area%	Dev(min)
52	TM	N-N-di-n-butylamine	40.000	37.804		5.5	101	0.00
53	TM	Caprolactam	40.000	36.684		8.3	97	-0.01
54	TM	p-Phenylenediamine	40.000	53.815		-34.5#	147	0.00
55	TM	Safrole	40.000	39.771		0.6	101	0.00
56	TM	2-Methylnaphthalene	40.000	37.622		5.9	96	0.00
57	TM	1-Methylnaphthalene	40.000	36.001		10.0	90	0.00
58	IR	d10-Acenaphthene	40.000	40.000		0.0	107	0.00
59	TPM	Hexachlorocyclopentadiene	40.000	42.138		-5.3	107	0.00
60	TM	1,2,4,5-Tetrachlorobenzene	40.000	35.091		12.3	94	0.00
61	TM	1,2,3,4-Tetrachlorobenzene	40.000	34.750		13.1	92	0.00
62	TCM	2,4,6-Trichlorophenol	40.000	33.966		15.1	84	0.00
63	TM	2,4,5-Trichlorophenol	40.000	34.796		13.0	88	0.00
64	S	SURR5,2-FLUOROBIPHENYL	40.000	0.000		100.0#	0	-6.91#
65	TM	Isosafrole	40.000	35.708		10.7	94	0.00
66	TM	1,1'-Biphenyl	40.000	35.091		12.3	91	0.00
67	TM	2-Chloronaphthalene	40.000	34.824		12.9	90	0.00
68	TM	2-Nitroaniline	40.000	45.690		-14.2	116	0.00
69	TM	1,4-Naphthoquinone	40.000	40.304		-0.8	106	0.00
70	TM	m-Dinitrobenzene	40.000	40.163		-0.4	100	0.00
71	TM	Acenaphthylene	40.000	38.792		3.0	98	0.00
72	TM	Dimethyl phthalate	40.000	33.481		16.3	90	0.00
73	TM	2,6-Dinitrotoluene	40.000	38.252		4.4	97	0.00
74	TMC	Acenaphthene	40.000	36.693		8.3	96	0.00
75	TM	3-Nitroaniline	40.000	38.188		4.5	95	0.00
76	TPM	2,4-Dinitrophenol	40.000	35.405		11.5	90	0.00
77	TM	Dibenzofuran	40.000	35.990		10.0	93	0.00
78	TM	2,4-Dinitrotoluene	40.000	39.657		0.9	96	0.00
79	TMP	4-Nitrophenol	40.000	0.000		100.0#	0	-7.70#
80	TM	Pentachlorobenzene	40.000	35.187		12.0	92	0.00
81	TM	1-Napthylamine	40.000	44.818		-12.0	122	0.00
82	TM	2-Napthylamine	40.000	43.014		-7.5	116	0.00
83	TM	2,3,4,6-Tetrachlorophenol	40.000	35.469		11.3	91	0.00
84	TM	Fluorene	40.000	35.343		11.6	92	0.00
85	TM	4-Chlorophenyl-phenylether	40.000	35.365		11.6	92	0.00
86	TM	Diethylphthalate	40.000	34.269		14.3	91	0.00
87	TM	4-Nitroaniline	40.000	39.014		2.5	95	0.00
88	TM	5-Nitro-o-toluidine	40.000	40.360		-0.9	100	0.00
89	S	SURR3,2,4,6-TRIBROMOPHENOL	40.000	0.000		100.0#	0	-8.35#
90	TM	Sulfotepp	40.000	40.063		-0.2	101	0.00
91	TM	Octachlorocyclopentene	40.000	42.181		-5.5	105	0.00
92	IR	d10-Phenanthrene	40.000	40.000		0.0	107	0.00
93	TM	Thionazin	40.000	37.332		6.7	97	0.00
94	TM	4,6-Dinitro-2-methylphenol	40.000	32.598		18.5	79	0.00
95	TM	Diphenylamine	40 ~~80.000~~	38.968	2.6	~~51.3#~~	52	0.00
96	TM	1,2 Diphenylhydrazine	40.000	34.826		12.9	93	0.00
97	TCM	N-Nitrosodiphenylamine	40 ~~80.000~~	38.968	2.6	~~51.3#~~	52	0.00
98	TM	1,3,5-Trinirobenzene	40.000	40.630		-1.6	109	0.00
99	TM	Diallate	40.000	31.586		21.0#	85	0.00
100	TM	Phorate	40.000	36.328		9.2	93	0.00
101	TM	Phenacetin	40.000	36.927		7.7	93	0.00

1st DM 04/19/21
2nd BA 04/20/21

Evaluate Continuing Calibration Report

Data Path : I:\ACQUDATA\5973A\DATA\041621\
Data File : EC959.D
Acq On : 16 Apr 2021 4:54 pm
Operator : JMisiurewicz
Sample : ICV #1
Misc : Initial Calibration 8270D/625
ALS Vial : 15 Sample Multiplier: 1

Quant Time: Apr 19 08:25:31 2021
Quant Method : I:\ACQUDATA\5973A\METHODS\8270041621A.M
Quant Title : 8270 BNA ANALYSIS
QLast Update : Mon Apr 19 07:43:13 2021
Response via : Initial Calibration

Min. RRF : 0.000 Min. Rel. Area : 50% Max. R.T. Dev 0.50min
Max. RRF Dev : 20% Max. Rel. Area : 200%

		Compound	Amount	Calc.	%Dev	Area%	Dev(min)
102	TM	4-Bromophenyl-phenylether	40.000	33.453	16.4	91	0.00
103	TM	Hexachlorobenzene	40.000	32.809	18.0	89	0.00
104	TM	Dimethoate	40.000	46.557	-16.4	124	0.00
105	TM	Atrazine	40.000	37.159	7.1	99	0.00
106	TCM	Pentachlorophenol	40.000	34.371	14.1	87	0.00
107	TM	4-Aminobiphenyl	40.000	39.838	0.4	101	0.00
108	TM	Pentachloronitrobenzene	40.000	37.675	5.8	93	0.00
109	TM	Pronamide	40.000	35.781	10.5	90	0.00
110	TM	Dinoseb	40.000	38.802	3.0	96	0.00
111	TM	Disulfoton	40.000	34.704	13.2	96	0.00
112	TM	Phenanthrene	40.000	35.141	12.1	90	0.00
113	TM	Anthracene	40.000	38.762	3.1	98	0.00
114	TM	Carbazole	40.000	36.647	8.4	93	0.00
115	TM	Di-n-butylphthalate	40.000	37.766	5.6	93	0.00
116	TM	4-Nitroquinonline-1-oxide	40.000	40.134	-0.3	96	0.00
117	TCM	Fluoranthene	40.000	36.482	8.8	91	0.00
118	IR	d12-Chrysene	40.000	40.000	0.0	104	0.00
119	TM	Methyl Parathion	40.000	55.245	-38.1#	130	0.00
120	TM	Ethyl Parathion	40.000	40.344	-0.9	96	0.00
121	TM	Methapyrilene	40.000	58.295	-45.7#	140	0.00
122	TM	Isodrin	40.000	41.912	-4.8	105	0.00
123	TM	Benzidine	40.000	45.347	-13.4	111	0.00
124	TM	Pyrene	40.000	36.239	9.4	90	0.00
125	S	SURR6,TERPHENYL-D14	40.000	0.000	100.0#	0	-10.72#
126	TM	Aramite	40.000	70.926	-77.3#	173	0.00
127	TM	p-(Dimethylamino)azobenzene	40.000	37.979	5.1	91	0.00
128	TM	Chlorobenzilate	40.000	36.626	8.4	88	0.00
129	TM	Butyl benzyl phthalate	40.000	36.129	9.7	90	0.00
130	TM	3,3-Dimethylbenzidine	40.000	38.455	3.9	94	0.00
131	TM	2-Acetylaminofluorene	40.000	40.986	-2.5	97	0.00
132	TM	3,3'-Dichlorobenzidine	40.000	37.600	6.0	94	0.00
133	TM	Benzo(a)anthracene	40.000	35.771	10.6	90	0.00
134	TM	Chrysene	40.000	35.147	12.1	88	0.00
135	TM	bis(2-Ethylhexyl)phthalate	40.000	36.216	9.5	91	0.00
136	IR	d12-Perylene	40.000	40.000	0.0	104	0.00
137	TCM	Di-n-octyl phthalate	40.000	37.332	6.7	89	0.00
138	TM	7,12-Dimethylbenz(a)anthrac	40.000	35.745	10.6	89	0.00
139	TM	Benzo(b)Fluoranthene	40.000	35.806	10.5	89	0.00
140	TM	Benzo(k)fluoranthene	40.000	36.034	9.9	87	0.00
141	TCM	Benzo(a)pyrene	40.000	39.511	1.2	97	0.00
142	TM	3-Methylcholanthrene	40.000	35.645	10.9	86	0.00
143	TM	Indeno(1,2,3-cd)Pyrene	40.000	35.733	10.7	87	0.00
144	TM	Dibenz(a,h)anthracene	40.000	35.170	12.1	87	0.00
145	TM	Benzo(g,h,i)perylene	40.000	38.451	3.9	95	0.00

(#) = Out of Range SPCC's out = 0 CCC's out = 1

Quantitation Report (QT Reviewed)

Data Path : I:\ACQUDATA\5973A\DATA\041621\
Data File : EC959.D
Acq On : 16 Apr 2021 4:54 pm
Operator : JMisiurewicz
Sample : ICV #1
Misc : Initial Calibration 8270D/625
ALS Vial : 15 Sample Multiplier: 1

Quant Time: Apr 19 08:25:31 2021
Quant Method : I:\ACQUDATA\5973A\METHODS\8270041621A.M
Quant Title : 8270 BNA ANALYSIS
QLast Update : Mon Apr 19 07:43:13 2021
Response via : Initial Calibration

Compound	R.T.	QIon	Response	Conc Units	Dev(Min)
Internal Standards					
1) d4-1,4-Dichlorobenzene	4.701	152	269605	40.00 ppm	0.00
34) d8-Naphthalene	5.865	136	1022881	40.00 ppm	0.00
58) d10-Acenaphthene	7.575	164	577888	40.00 ppm	0.00
92) d10-Phenanthrene	9.038	188	967734	40.00 ppm	0.00
118) d12-Chrysene	12.265	240	897935	40.00 ppm	0.00
136) d12-Perylene	15.155	264	946660	40.00 ppm	0.00
System Monitoring Compounds					
8) SURR1,2-FLUOROPHENOL	0.000	112	0d	0.00 ppm	
Spiked Amount 20.000	Range 10 - 70		Recovery	= 0.00%#	
13) SURR2,PHENOL-D6	0.000	99	0d	0.00 ppm	
Spiked Amount 20.000	Range 10 - 107		Recovery	= 0.00%#	
35) SURR4,NITROBENZENE-D5	0.000	82	0d	0.00 ppm	
Spiked Amount 10.000	Range 31 - 110		Recovery	= 0.00%#	
64) SURR5,2-FLUOROBIPHENYL	0.000	172	0d	0.00 ppm	
Spiked Amount 10.000	Range 31 - 118		Recovery	= 0.00%#	
89) SURR3,2,4,6-TRIBROMOPH...	0.000	330	0d	0.00 ppm	
Spiked Amount 20.000	Range 35 - 141		Recovery	= 0.00%#	
125) SURR6,TERPHENYL-D14	0.000	244	0d	0.00 ppm	
Spiked Amount 10.000	Range 10 - 165		Recovery	= 0.00%#	
Target Compounds					Qvalue
2) 1,4-Dioxane	2.329	88	137929	39.812 ppm	97
3) Pyridine	2.606	79	365762	39.069 ppm	99
4) N-Nitrosodimethylamine	2.569	74	202712	37.381 ppm	95
5) 2-Picoline	3.173	93	380839	38.229 ppm	99
6) N-Nitrosomethylamine	3.248	42	158524	37.977 ppm	96
7) Methyl Methansulfonate	3.483	80	194978	37.271 ppm	100
9) N-Nitrosodiethylamine	3.798	102	169234	37.447 ppm	98
10) Ethyl Mathanesulfonate	4.033	79	261665	38.521 ppm	96
11) Benzaldehyde	4.327	106	252452	38.179 ppm	100
12) Aniline	4.412	93	529756	37.514 ppm	99
14) Phenol	4.375	94	422054	33.981 ppm	99
15) bis(2-Clethyl)Ether	4.460	93	335917	38.177 ppm	100
16) Pentachloroethane	4.460	117	121746	36.344 ppm	98
17) 2-Chlorophenol	4.514	128	353964	34.975 ppm	99
18) 1,3-Diclbenzene	4.653	146	364510	36.649 ppm	97
19) 1,4-Dichlorobenzene	4.717	146	371025	36.313 ppm	100
20) 1,2-Diclbenzene	4.850	146	354983	36.421 ppm	99
21) Benzyl Alcohol	4.807	79	287554	37.447 ppm	97
22) 1-Methyl-2-pyrrolidinone	4.834	99	232477	35.654 ppm	97
23) 2,2'-oxybis(1-Chloropr...	4.930	45	423088	37.361 ppm	98
24) 2-Methylphenol	4.914	108	322670	35.652 ppm	98
25) 3+4-Methylphenol	5.048	108	335804	35.597 ppm	99
26) Acetophenone	5.053	105	460136	36.649 ppm	95
27) N-Nitroso-Di-n-propyla...	5.048	70	268489	37.620 ppm	96
28) N-Nitrosopyrrolidine	5.032	100	192743	38.465 ppm	97
29) N-Nitrosomorpholine	5.069	56	209538	37.465 ppm	95
30) o-Toluidine	5.085	106	568278	38.176 ppm	98
31) Hexachloroethane	5.155	117	147419	37.594 ppm	98
32) o,o,o-Triethylphosphor...	5.598	198	157460	35.780 ppm	97
33) Alpha-terpinol	5.892	121	135153	48.114 ppm	97
36) Nitrobenzene	5.208	77	347443	37.459 ppm	98
37) N-Nitrosopiperidine	5.347	42	218000	37.829 ppm	98
38) Isophorone	5.427	82	678086	39.250 ppm	99

1st DM 04/19/21
2nd BA 04/20/21

Data Path : I:\ACQUDATA\5973A\DATA\041621\
Data File : EC959.D
Acq On : 16 Apr 2021 4:54 pm
Operator : JMisiurewicz
Sample : ICV #1
Misc : Initial Calibration 8270D/625
ALS Vial : 15 Sample Multiplier: 1

Quant Time: Apr 19 08:25:31 2021
Quant Method : I:\ACQUDATA\5973A\METHODS\8270041621A.M
Quant Title : 8270 BNA ANALYSIS
QLast Update : Mon Apr 19 07:43:13 2021
Response via : Initial Calibration

Compound	R.T.	QIon	Response	Conc Units	Dev(Min)
39) 2-Nitrophenol	5.502	139	175044	36.918 ppm	99
40) 2,4-Dimethylphenol	5.534	107	348876	34.165 ppm	92
41) bis(-2-Chloroethoxy)Me...	5.625	93	399323	35.990 ppm	98
42) Benzoic Acid	5.619	105	162040m	37.900 ppm	
43) 2,4-Dichlorophenol	5.732	162	275846	34.361 ppm	99
44) a,a-Dimethylphenethyla...	5.844	58	898322m	38.449 ppm	
45) 1,2,4-Trichlorobenzene	5.812	180	296024	35.779 ppm	100
46) Naphthalene	5.887	128	980943	36.542 ppm	98
47) 4-Chloroaniline	5.935	127	434468	39.382 ppm	99
48) 2,6-Dichlorophenol	5.940	162	256536	35.567 ppm	87
49) Hexachlorobutadiene	5.999	225	151469	33.991 ppm	97
50) Hexachloropropene	5.967	213	174703	36.577 ppm	99
51) 4-Chloro-3-methylphenol	6.399	107	288151	34.583 ppm	99
52) N-N-di-n-butylamine	6.255	84	282386	37.804 ppm	98
53) Caprolactam	6.271	113	109530	36.684 ppm	99
54) p-Phenylenediamine	6.282	80	170054	53.815 ppm	95
55) Safrole	6.463	162	251135	39.771 ppm	98
56) 2-Methylnaphthalene	6.549	142	677239	37.622 ppm	98
57) 1-Methylnaphthalene	6.645	142	625505	36.001 ppm	98
59) Hexachlorocyclopentadiene	6.704	237	174873	42.138 ppm	99
60) 1,2,4,5-Tetrachloroben...	6.715	216	275128	35.091 ppm	96
61) 1,2,3,4-Tetrachloroben...	6.992	216	265619	34.750 ppm	99
62) 2,4,6-Trichlorophenol	6.827	196	186209	33.966 ppm	99
63) 2,4,5-Trichlorophenol	6.864	196	198888	34.796 ppm	99
65) Isosafrole	6.971	104	116279m	35.708 ppm	
66) 1,1'-Biphenyl	7.008	154	765339	35.091 ppm	100
67) 2-Chloronaphthalene	7.024	162	595926	34.824 ppm	99
68) 2-Nitroaniline	7.126	65	219930	45.690 ppm	94
69) 1,4-Naphthoquinone	7.201	158	220142	40.304 ppm	99
70) m-Dinitrobenzene	7.334	168	108262	40.163 ppm	94
71) Acenaphthylene	7.436	152	990605	38.792 ppm	99
72) Dimethyl phthalate	7.308	163	619642	33.481 ppm	100
73) 2,6-Dinitrotoluene	7.366	165	148246	38.252 ppm	81
74) Acenaphthene	7.601	153	662461	36.693 ppm	98
75) 3-Nitroaniline	7.527	138	180666	38.188 ppm	88
76) 2,4-Dinitrophenol	7.633	184	69158	35.405 ppm	95
77) Dibenzofuran	7.772	168	846770	35.990 ppm	96
78) 2,4-Dinitrotoluene	7.762	165	202924	39.657 ppm	98
80) Pentachlorobenzene	7.735	250	249501	35.187 ppm	98
81) 1-Napthylamine	7.852	143	669131	44.818 ppm	99
82) 2-Napthylamine	7.933	143	693133	43.014 ppm	99
83) 2,3,4,6-Tetrachlorophenol	7.895	232	138159	35.469 ppm	99
84) Fluorene	8.109	166	674242	35.343 ppm	98
85) 4-Chlorophenyl-phenyle...	8.109	204	314657	35.365 ppm	97
86) Diethylphthalate	7.997	149	646604	34.269 ppm	99
87) 4-Nitroaniline	8.130	138	206717	39.014 ppm	99
88) 5-Nitro-o-toluidine	8.125	152	212749	40.360 ppm	96
90) Sulfotepp	8.387	322	115901	40.063 ppm	98
91) Octachlorocyclopentene	8.360	307	113301	42.181 ppm	99
93) Thionazin	8.082	107	122661	37.332 ppm	98
94) 4,6-Dinitro-2-methylph...	8.162	198	98264	32.598 ppm	92
95) Diphenylamine	8.226	169	563396	38.968 ppm	98
96) 1,2 Diphenylhydrazine	8.264	77	704507	34.826 ppm	93
97) N-Nitrosodiphenylamine	8.226	169	563396	38.968 ppm	98
98) 1,3,5-Trinirobenzene	8.499	74	101640	40.630 ppm	94
99) Diallate	8.510	86	222938	31.586 ppm	92

Quantitation Report (QT Reviewed)

Data Path : I:\ACQUDATA\5973A\DATA\041621\
Data File : EC959.D
Acq On : 16 Apr 2021 4:54 pm
Operator : JMisiurewicz
Sample : ICV #1
Misc : Initial Calibration 8270D/625
ALS Vial : 15 Sample Multiplier: 1

Quant Time: Apr 19 08:25:31 2021
Quant Method : I:\ACQUDATA\5973A\METHODS\8270041621A.M
Quant Title : 8270 BNA ANALYSIS
QLast Update : Mon Apr 19 07:43:13 2021
Response via : Initial Calibration

	Compound	R.T.	QIon	Response	Conc	Units		Dev(Min)
100)	Phorate	8.520	121	139998	36.328	ppm		95
101)	Phenacetin	8.542	108	370078	36.927	ppm		95
102)	4-Bromophenyl-phenylether	8.595	248	172412	33.453	ppm		95
103)	Hexachlorobenzene	8.654	284	194212	32.809	ppm		96
104)	Dimethoate	8.691	87	280414	46.557	ppm		99
105)	Atrazine	8.755	215	90350	37.159	ppm	#	90
106)	Pentachlorophenol	8.851	266	97184	34.371	ppm		98
107)	4-Aminobiphenyl	8.851	169	798898	39.838	ppm		99
108)	Pentachloronitrobenzene	8.862	237	72092	37.675	ppm		99
109)	Pronamide	8.910	173	309616	35.781	ppm		98
110)	Dinoseb	9.028	211	137744	38.802	ppm		99
111)	Disulfoton	9.038	88	407604	34.704	ppm		97
112)	Phenanthrene	9.060	178	929718	35.141	ppm		99
113)	Anthracene	9.113	178	977706	38.762	ppm		100
114)	Carbazole	9.268	167	939577	36.647	ppm		98
115)	Di-n-butylphthalate	9.615	149	1169936	37.766	ppm		99
116)	4-Nitroquinonline-1-oxide	9.829	190	74235	40.134	ppm		96
117)	Fluoranthene	10.267	202	1025725	36.482	ppm		98
119)	Methyl Parathion	9.407	109	222968	55.245	ppm		96
120)	Ethyl Parathion	9.792	97	151454	40.344	ppm		95
121)	Methapyrilene	9.904	58	472595	58.295	ppm		97
122)	Isodrin	10.101	193	117331	41.912	ppm		97
123)	Benzidine	10.417	184	693760	45.347	ppm		97
124)	Pyrene	10.524	202	1051468	36.239	ppm		99
126)	Aramite	10.791	185	148448m	70.926	ppm		
127)	p-(Dimethylamino)azobe...	10.892	120	332176	37.979	ppm		95
128)	Chlorobenzilate	10.956	139	355162	36.626	ppm		92
129)	Butyl benzyl phthalate	11.384	149	545163	36.129	ppm		99
130)	3,3-Dimethylbenzidine	11.362	212	655154	38.455	ppm		98
131)	2-Acetylaminofluorene	11.742	181	449443	40.986	ppm		100
132)	3,3'-Dichlorobenzidine	12.217	252	390224	37.600	ppm		98
133)	Benzo(a)anthracene	12.249	228	1016426	35.771	ppm		99
134)	Chrysene	12.308	228	959783	35.147	ppm		100
135)	bis(2-Ethylhexyl)phtha...	12.361	149	743932	36.216	ppm		98
137)	Di-n-octyl phthalate	13.670	149	1210334	37.332	ppm		99
138)	7,12-Dimethylbenz(a)an...	14.343	256	469369	35.745	ppm		95
139)	Benzo(b)Fluoranthene	14.338	252	1009747	35.806	ppm		99
140)	Benzo(k)fluoranthene	14.397	252	954380	36.034	ppm		99
141)	Benzo(a)pyrene	15.027	252	838799	39.511	ppm		100
142)	3-Methylcholanthrene	15.818	268	490958	35.645	ppm		97
143)	Indeno(1,2,3-cd)Pyrene	17.121	276	789113	35.733	ppm		99
144)	Dibenz(a,h)anthracene	17.174	278	833008	35.170	ppm		98
145)	Benzo(g,h,i)perylene	17.564	276	791786	38.451	ppm		99

(#) = qualifier out of range (m) = manual integration (+) = signals summed

Quantitation Report (QT Reviewed)

Data Path : I:\ACQUDATA\5973A\DATA\041621\
Data File : EC959.D
Acq On : 16 Apr 2021 4:54 pm
Operator : JMisiurewicz
Sample : ICV #1
Misc : Initial Calibration 8270D/625
ALS Vial : 15 Sample Multiplier: 1

Quant Time: Apr 19 08:25:31 2021
Quant Method : I:\ACQUDATA\5973A\METHODS\8270041621A.M
Quant Title : 8270 BNA ANALYSIS
QLast Update : Mon Apr 19 07:43:13 2021
Response via : Initial Calibration

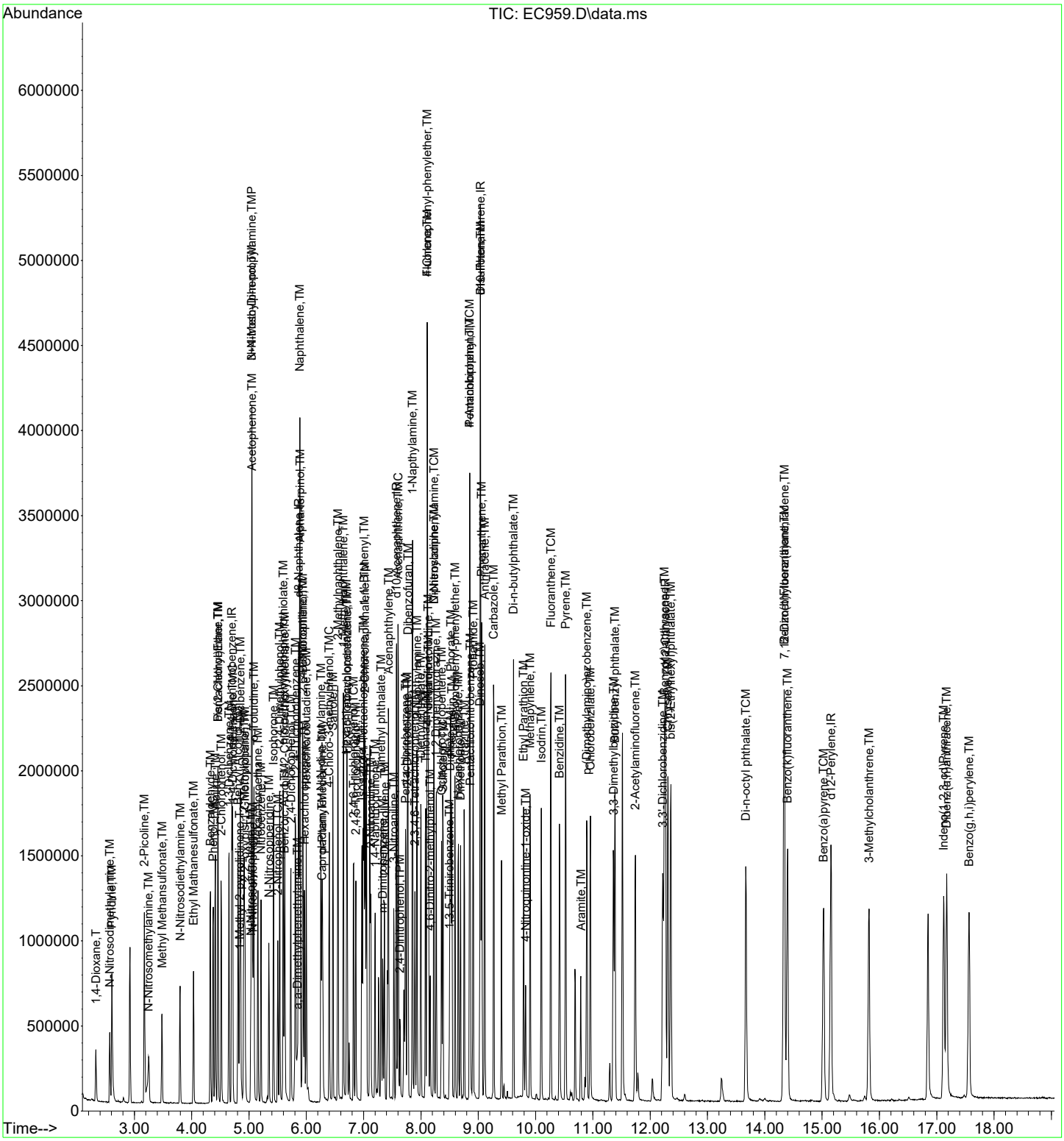

Evaluate Continuing Calibration Report

1st DM 04/19/21
2nd BA 04/20/21

Data Path : I:\ACQUDATA\5973A\DATA\041621\
Data File : EC960.D
Acq On : 16 Apr 2021 5:23 pm
Operator : JMisiurewicz
Sample : ICV #2
Misc : Initial Calibration 8270D/625
ALS Vial : 16 Sample Multiplier: 1

Quant Time: Apr 19 09:17:43 2021
Quant Method : I:\ACQUDATA\5973A\METHODS\8270041621A.M
Quant Title : 8270 BNA ANALYSIS
QLast Update : Mon Apr 19 07:43:13 2021
Response via : Initial Calibration

Min. RRF : 0.000 Min. Rel. Area : 50% Max. R.T. Dev 0.50min
Max. RRF Dev : 20% Max. Rel. Area : 200%

		Compound	Amount	Calc.	%Dev	Area%	Dev(min)
1	IR	d4-1,4-Dichlorobenzene	40.000	40.000	0.0	105	0.00
2	T	1,4-Dioxane	40.000	0.000	100.0#	0	-2.33#
3	TM	Pyridine	40.000	0.000	100.0#	0	-2.61#
4	TM	N-Nitrosodimethylamine	40.000	0.000	100.0#	0	-2.57#
5	TM	2-Picoline	40.000	0.000	100.0#	0	-3.17#
6	TM	N-Nitrosomethylamine	40.000	0.000	100.0#	0	-3.25#
7	TM	Methyl Methansulfonate	40.000	0.000	100.0#	0	-3.48#
8	S	SURR1,2-FLUOROPHENOL	40.000	0.000	100.0#	0	-3.61#
9	TM	N-Nitrosodiethylamine	40.000	0.000	100.0#	0	-3.80#
10	TM	Ethyl Mathanesulfonate	40.000	0.000	100.0#	0	-4.03#
11	TM	Benzaldehyde	40.000	0.000	100.0#	0	-4.32#
12	TM	Aniline	40.000	0.000	100.0#	0	-4.41#
13	S	SURR2,PHENOL-D6	40.000	0.000	100.0#	0	-4.36#
14	TMC	Phenol	40.000	0.000	100.0#	0	-4.37#
15	TM	bis(2-Clethyl)Ether	40.000	0.000	100.0#	0	-4.46#
16	TM	Pentachloroethane	40.000	0.000	100.0#	0	-4.46#
17	TM	2-Chlorophenol	40.000	0.000	100.0#	0	-4.51#
18	TM	1,3-Diclbenzene	40.000	0.000	100.0#	0	-4.65#
19	TMC	1,4-Dichlorobenzene	40.000	0.000	100.0#	0	-4.71#
20	TM	1,2-Diclbenzene	40.000	0.000	100.0#	0	-4.85#
21	TM	Benzyl Alcohol	40.000	0.000	100.0#	0	-4.81#
22	T	1-Methyl-2-pyrrolidinone	40.000	0.000	100.0#	0	-4.85#
23	TM	2,2'-oxybis(1-Chloropropane	40.000	0.000	100.0#	0	-4.93#
24	TM	2-Methylphenol	40.000	0.000	100.0#	0	-4.91#
25	TM	3+4-Methylphenol	40.000	0.000	100.0#	0	-5.05#
26	TM	Acetophenone	40.000	0.000	100.0#	0	-5.05#
27	TMP	N-Nitroso-Di-n-propylamine	40.000	0.000	100.0#	0	-5.05#
28	TM	N-Nitrosopyrrolidine	40.000	0.000	100.0#	0	-5.04#
29	TM	N-Nitrosomorpholine	40.000	0.000	100.0#	0	-5.07#
30	TM	o-Toluidine	40.000	0.000	100.0#	0	-5.09#
31	TM	Hexachloroethane	40.000	0.000	100.0#	0	-5.15#
32	TM	o,o,o-Triethylphosphorothio	40.000	0.000	100.0#	0	-5.60#
33	TM	Alpha-terpinol	40.000	0.000	100.0#	0	-5.89#
34	IR	d8-Naphthalene	40.000	40.000	0.0	106	0.00
35	S	SURR4,NITROBENZENE-D5	40.000	0.000	100.0#	0	-5.19#
36	TM	Nitrobenzene	40.000	0.000	100.0#	0	-5.21#
37	TM	N-Nitrosopiperidine	40.000	0.000	100.0#	0	-5.35#
38	TM	Isophorone	40.000	0.000	100.0#	0	-5.43#
39	TCM	2-Nitrophenol	40.000	0.000	100.0#	0	-5.50#
40	TM	2,4-Dimethylphenol	40.000	0.000	100.0#	0	-5.54#
41	TM	bis(-2-Chloroethoxy)Methane	40.000	0.000	100.0#	0	-5.63#
42	TM	Benzoic Acid	80.000	0.000	100.0#	0	-5.66#
43	TCM	2,4-Dichlorophenol	40.000	0.000	100.0#	0	-5.73#
44	TM	a,a-Dimethylphenethylamine	40.000	0.000	100.0#	0	-6.05#
45	TM	1,2,4-Trichlorobenzene	40.000	0.000	100.0#	0	-5.81#
46	TM	Naphthalene	40.000	0.000	100.0#	0	-5.89#
47	TM	4-Chloroaniline	40.000	0.000	100.0#	0	-5.94#
48	TM	2,6-Dichlorophenol	40.000	0.000	100.0#	0	-5.94#
49	TCM	Hexachlorobutadiene	40.000	0.000	100.0#	0	-6.00#
50	TM	Hexachloropropene	40.000	0.000	100.0#	0	-5.97#
51	TMC	4-Chloro-3-methylphenol	40.000	0.000	100.0#	0	-6.40#

1st DM 04/19/21
2nd BA 04/20/21

Data Path : I:\ACQUDATA\5973A\DATA\041621\
Data File : EC960.D
Acq On : 16 Apr 2021 5:23 pm
Operator : JMisiurewicz
Sample : ICV #2
Misc : Initial Calibration 8270D/625
ALS Vial : 16 Sample Multiplier: 1

Quant Time: Apr 19 09:17:43 2021
Quant Method : I:\ACQUDATA\5973A\METHODS\8270041621A.M
Quant Title : 8270 BNA ANALYSIS
QLast Update : Mon Apr 19 07:43:13 2021
Response via : Initial Calibration

Min. RRF : 0.000 Min. Rel. Area : 50% Max. R.T. Dev 0.50min
Max. RRF Dev : 20% Max. Rel. Area : 200%

		Compound	Amount	Calc.	%Dev	Area%	Dev(min)
52	TM	N-N-di-n-butylamine	40.000	0.000	100.0#	0	-6.26#
53	TM	Caprolactam	40.000	0.000	100.0#	0	-6.28#
54	TM	p-Phenylenediamine	40.000	0.000	100.0#	0	-6.29#
55	TM	Safrole	40.000	0.000	100.0#	0	-6.46#
56	TM	2-Methylnaphthalene	40.000	0.000	100.0#	0	-6.55#
57	TM	1-Methylnaphthalene	40.000	0.000	100.0#	0	-6.65#
58	IR	d10-Acenaphthene	40.000	40.000	0.0	91	0.00
59	TPM	Hexachlorocyclopentadiene	40.000	0.000	100.0#	0	-6.70#
60	TM	1,2,4,5-Tetrachlorobenzene	40.000	0.000	100.0#	0	-6.71#
61	TM	1,2,3,4-Tetrachlorobenzene	40.000	0.000	100.0#	0	-6.99#
62	TCM	2,4,6-Trichlorophenol	40.000	0.000	100.0#	0	-6.83#
63	TM	2,4,5-Trichlorophenol	40.000	0.000	100.0#	0	-6.86#
64	S	SURR5,2-FLUOROBIPHENYL	40.000	0.000	100.0#	0	-6.91#
65	TM	Isosafrole	40.000	0.000	100.0#	0	-6.97#
66	TM	1,1'-Biphenyl	40.000	0.000	100.0#	0	-7.01#
67	TM	2-Chloronaphthalene	40.000	0.000	100.0#	0	-7.03#
68	TM	2-Nitroaniline	40.000	0.000	100.0#	0	-7.13#
69	TM	1,4-Naphthoquinone	40.000	0.000	100.0#	0	-7.20#
70	TM	m-Dinitrobenzene	40.000	0.000	100.0#	0	-7.34#
71	TM	Acenaphthylene	40.000	0.000	100.0#	0	-7.43#
72	TM	Dimethyl phthalate	40.000	0.000	100.0#	0	-7.31#
73	TM	2,6-Dinitrotoluene	40.000	0.000	100.0#	0	-7.36#
74	TMC	Acenaphthene	40.000	0.000	100.0#	0	-7.60#
75	TM	3-Nitroaniline	40.000	0.000	100.0#	0	-7.53#
76	TPM	2,4-Dinitrophenol	40.000	0.000	100.0#	0	-7.64#
77	TM	Dibenzofuran	40.000	0.000	100.0#	0	-7.77#
78	TM	2,4-Dinitrotoluene	40.000	0.000	100.0#	0	-7.76#
79	TMP	4-Nitrophenol	40.000	33.518	16.2	73	0.00
80	TM	Pentachlorobenzene	40.000	0.000	100.0#	0	-7.73#
81	TM	1-Napthylamine	40.000	0.000	100.0#	0	-7.85#
82	TM	2-Napthylamine	40.000	0.000	100.0#	0	-7.93#
83	TM	2,3,4,6-Tetrachlorophenol	40.000	0.000	100.0#	0	-7.89#
84	TM	Fluorene	40.000	0.000	100.0#	0	-8.11#
85	TM	4-Chlorophenyl-phenylether	40.000	0.000	100.0#	0	-8.11#
86	TM	Diethylphthalate	40.000	0.000	100.0#	0	-8.00#
87	TM	4-Nitroaniline	40.000	0.000	100.0#	0	-8.14#
88	TM	5-Nitro-o-toluidine	40.000	0.000	100.0#	0	-8.13#
89	S	SURR3,2,4,6-TRIBROMOPHENOL	40.000	0.000	100.0#	0	-8.35#
90	TM	Sulfotepp	40.000	0.000	100.0#	0	-8.39#
91	TM	Octachlorocyclopentene	40.000	0.000	100.0#	0	-8.36#
92	IR	d10-Phenanthrene	40.000	40.000	0.0	95	0.00
93	TM	Thionazin	40.000	0.000	100.0#	0	-8.08#
94	TM	4,6-Dinitro-2-methylphenol	40.000	0.000	100.0#	0	-8.16#
95	TM	Diphenylamine	80.000	0.000	100.0#	0	-8.23#
96	TM	1,2 Diphenylhydrazine	40.000	0.000	100.0#	0	-8.27#
97	TCM	N-Nitrosodiphenylamine	80.000	0.000	100.0#	0	-8.23#
98	TM	1,3,5-Trinirobenzene	40.000	0.000	100.0#	0	-8.50#
99	TM	Diallate	40.000	0.000	100.0#	0	-8.51#
100	TM	Phorate	40.000	0.000	100.0#	0	-8.52#
101	TM	Phenacetin	40.000	0.000	100.0#	0	-8.54#

Evaluate Continuing Calibration Report

Data Path : I:\ACQUDATA\5973A\DATA\041621\
Data File : EC960.D
Acq On : 16 Apr 2021 5:23 pm
Operator : JMisiurewicz
Sample : ICV #2
Misc : Initial Calibration 8270D/625
ALS Vial : 16 Sample Multiplier: 1

Quant Time: Apr 19 09:17:43 2021
Quant Method : I:\ACQUDATA\5973A\METHODS\8270041621A.M
Quant Title : 8270 BNA ANALYSIS
QLast Update : Mon Apr 19 07:43:13 2021
Response via : Initial Calibration

Min. RRF : 0.000 Min. Rel. Area : 50% Max. R.T. Dev 0.50min
Max. RRF Dev : 20% Max. Rel. Area : 200%

		Compound	Amount	Calc.	%Dev	Area%	Dev(min)
102	TM	4-Bromophenyl-phenylether	40.000	0.000	100.0#	0	-8.60#
103	TM	Hexachlorobenzene	40.000	0.000	100.0#	0	-8.65#
104	TM	Dimethoate	40.000	0.000	100.0#	0	-8.69#
105	TM	Atrazine	40.000	0.000	100.0#	0	-8.76#
106	TCM	Pentachlorophenol	40.000	0.000	100.0#	0	-8.85#
107	TM	4-Aminobiphenyl	40.000	0.000	100.0#	0	-8.85#
108	TM	Pentachloronitrobenzene	40.000	0.000	100.0#	0	-8.86#
109	TM	Pronamide	40.000	0.000	100.0#	0	-8.91#
110	TM	Dinoseb	40.000	0.000	100.0#	0	-9.03#
111	TM	Disulfoton	40.000	0.000	100.0#	0	-9.04#
112	TM	Phenanthrene	40.000	0.000	100.0#	0	-9.06#
113	TM	Anthracene	40.000	0.000	100.0#	0	-9.11#
114	TM	Carbazole	40.000	0.000	100.0#	0	-9.27#
115	TM	Di-n-butylphthalate	40.000	0.000	100.0#	0	-9.62#
116	TM	4-Nitroquinonline-1-oxide	40.000	0.000	100.0#	0	-9.83#
117	TCM	Fluoranthene	40.000	0.000	100.0#	0	-10.27#
118	IR	d12-Chrysene	40.000	40.000	0.0	94	0.00
119	TM	Methyl Parathion	40.000	0.000	100.0#	0	-9.41#
120	TM	Ethyl Parathion	40.000	0.000	100.0#	0	-9.79#
121	TM	Methapyrilene	40.000	0.000	100.0#	0	-9.90#
122	TM	Isodrin	40.000	0.000	100.0#	0	-10.10#
123	TM	Benzidine	40.000	0.000	100.0#	0	-10.42#
124	TM	Pyrene	40.000	0.000	100.0#	0	-10.53#
125	S	SURR6,TERPHENYL-D14	40.000	0.000	100.0#	0	-10.72#
126	TM	Aramite	40.000	0.000	100.0#	0	-10.79#
127	TM	p-(Dimethylamino)azobenzene	40.000	0.000	100.0#	0	-10.90#
128	TM	Chlorobenzilate	40.000	0.000	100.0#	0	-10.96#
129	TM	Butyl benzyl phthalate	40.000	0.000	100.0#	0	-11.39#
130	TM	3,3-Dimethylbenzidine	40.000	0.000	100.0#	0	-11.36#
131	TM	2-Acetylaminofluorene	40.000	0.000	100.0#	0	-11.75#
132	TM	3,3'-Dichlorobenzidine	40.000	0.000	100.0#	0	-12.22#
133	TM	Benzo(a)anthracene	40.000	0.000	100.0#	0	-12.25#
134	TM	Chrysene	40.000	0.000	100.0#	0	-12.31#
135	TM	bis(2-Ethylhexyl)phthalate	40.000	0.000	100.0#	0	-12.36#
136	IR	d12-Perylene	40.000	40.000	0.0	91	0.00
137	TCM	Di-n-octyl phthalate	40.000	0.000	100.0#	0	-13.67#
138	TM	7,12-Dimethylbenz(a)anthrac	40.000	0.000	100.0#	0	-14.35#
139	TM	Benzo(b)Fluoranthene	40.000	0.000	100.0#	0	-14.35#
140	TM	Benzo(k)fluoranthene	40.000	0.000	100.0#	0	-14.40#
141	TCM	Benzo(a)pyrene	40.000	0.000	100.0#	0	-15.03#
142	TM	3-Methylcholanthrene	40.000	0.000	100.0#	0	-15.82#
143	TM	Indeno(1,2,3-cd)Pyrene	40.000	0.000	100.0#	0	-17.13#
144	TM	Dibenz(a,h)anthracene	40.000	0.000	100.0#	0	-17.18#
145	TM	Benzo(g,h,i)perylene	40.000	0.000	100.0#	0	-17.57#

(#) = Out of Range SPCC's out = 0 CCC's out = 13

ALS Group USA, Corp.

DBA ALS Environmetal

QC/QC Report

Date Analyzed: 4/16/21 10:21

ICAL Tune Summary

Semi Volatile Organic Compounds by GC/MS

File ID: I:\ACQUDATA\5973A\DATA\041621\EC946.D

Analytical Method: 8270D

Instrument ID: R-MS-51

Target Mass	Relative to Mass	Lower Limit %	Upper Limit %	Relative Abundance %	Raw Abundance	Results Pass/Fail
51	198	10	80	39.3	62297	PASS
68	69	0	2	0.1	94	PA5S
69	198	0	100	42.5	67464	PASS
70	69	0	2	0.5	358	PASS
127	198	10	80	49.3	78245	PASS
197	198	0	2	0.6	889	PASS
198	198	100	100	100.0	158613	PASS
199	198	5	9	6.7	10693	PASS
275	198	10	60	23.2	36727	PASS
365	198	1	100	3.0	4705	PASS
441	442	0.01	24	17.6	33256	PASS
442	442	100	100	100.0	189083	PASS
443	442	15	24	19.1	36157	PASS

Sample Name	Lab Code	File ID:	Date Analyzes:	Q
BLK	BLK	I:\ACQUDATA\5973A\DATA\041621\EC948.D	4/16/21 11:21	
1 ppm STD	1 ppm STD	I:\ACQUDATA\5973A\DATA\041621\EC949.D	4/16/21 11:50	
2 ppm STD	2 ppm STD	I:\ACQUDATA\5973A\DATA\041621\EC950.D	4/16/21 12:19	
5 ppm STD	5 ppm STD	I:\ACQUDATA\5973A\DATA\041621\EC951.D	4/16/21 12:48	
10 ppm STD	10 ppm STD	I:\ACQUDATA\5973A\DATA\041621\EC952.D	4/16/21 13:16	
20 ppm STD	20 ppm STD	I:\ACQUDATA\5973A\DATA\041621\EC953.D	4/16/21 13:47	
40 ppm STD	40 ppm STD	I:\ACQUDATA\5973A\DATA\041621\EC954.D	4/16/21 14:18	
50 ppm STD	50 ppm STD	I:\ACQUDATA\5973A\DATA\041621\EC955.D	4/16/21 14:57	
60 ppm STD	60 ppm STD	I:\ACQUDATA\5973A\DATA\041621\EC956.D	4/16/21 15:26	
80 ppm STD	80 ppm STD	I:\ACQUDATA\5973A\DATA\041621\EC957.D	4/16/21 15:55	
100 ppm STD	100 ppm STD	I:\ACQUDATA\5973A\DATA\041621\EC958.D	4/16/21 16:24	
ICV #1	ICV #1	I:\ACQUDATA\5973A\DATA\041621\EC959.D	4/16/21 16:54	
ICV #2	ICV #2	I:\ACQUDATA\5973A\DATA\041621\EC960.D	4/16/21 17:23	

Analysis: 8270/625
Date: 4/16/2021
Syringes:

Analyst: [illegible]
Instr. 5973A R-MS-51

Run Method: 8270A /Tune
Quant Method: 8270041621A.M
LIMS Run#:

Pos.	Sample	Diln.	Stds. ID	File#	OK?	Comments
1	Blk			EC942	—	
2	Tune			43	(N)	
2	Tune			44	Y	
3	CCV			45	(N)	
2	Tune		214871	46	Y	
3	CCV			47	(N)	recalibrate
4	Blk			48	Y	
5	1 ppm SDD		216693	49	Y	
6	2		94	50	Y	
7	5		95	51	Y	
8	10		96	52	Y	
9	20		97	53	Y	
10	40		98	54	Y	
11	50		99	55	Y	
12	60		216700	56	Y	
13	80		01	57	Y	
14	100		02	58	Y	
15	ICV #1		03	59	Y	
16	#2		04	60	Y	

R0210044

[illegible] 4/16/2021

All samples = _____mL + _____uL Combined IS/Surr.;

Primary :_____ exp: Secondary :_____ exp:
Primary:_____ exp: Secondary :_____ exp:
Reagents:

Runlog GCEXT r2 4/27/17
O-1056 Page 115 of 150

ALS Group USA, Corp.
dba ALS Environmental

QA/QC Report

Client: LU Engineers
Project: Orchard Street

Service Request: R2105887
Calibration Date: 4/16/2021

Initial Calibration Summary
Semivolatile Organic Compounds by GC/MS using Microwave Digestion

Calibration ID: RC2100044
Instrument ID: R-MS-51

Signal ID: 1

#	Lab Code	Sample Name	File Location	Acquisition Date
01	RC2100044-01	1 ppm STD	I:\ACQUDATA\5973A\DATA\041621\EC949.D	04/16/2021 11:50
02	RC2100044-02	2 ppm STD	I:\ACQUDATA\5973A\DATA\041621\EC950.D	04/16/2021 12:19
03	RC2100044-03	5 ppm STD	I:\ACQUDATA\5973A\DATA\041621\EC951.D	04/16/2021 12:48
04	RC2100044-04	10 ppm STD	I:\ACQUDATA\5973A\DATA\041621\EC952.D	04/16/2021 13:16
05	RC2100044-05	20 ppm STD	I:\ACQUDATA\5973A\DATA\041621\EC953.D	04/16/2021 13:47
06	RC2100044-06	40 ppm STD	I:\ACQUDATA\5973A\DATA\041621\EC954.D	04/16/2021 14:18
07	RC2100044-07	50 ppm STD	I:\ACQUDATA\5973A\DATA\041621\EC955.D	04/16/2021 14:57
08	RC2100044-08	60 ppm STD	I:\ACQUDATA\5973A\DATA\041621\EC956.D	04/16/2021 15:26
09	RC2100044-09	80 ppm STD	I:\ACQUDATA\5973A\DATA\041621\EC957.D	04/16/2021 15:55
10	RC2100044-10	100 ppm STD	I:\ACQUDATA\5973A\DATA\041621\EC958.D	04/16/2021 16:24

Analyte

1,2,4,5-Tetrachlorobenzene

#	Amount	RF	#	Amount	RF	#	Amount	RF	#	Amount	RF
01	1.000	0.5657	02	2.000	0.5558	03	5.000	0.5825	04	10.000	0.5347
05	20.000	0.5637	06	40.000	0.5463	07	50.000	0.5291	08	60.000	0.5238
09	80.000	0.5142	10	100.000	0.5111						

1,4-Dioxane

#	Amount	RF	#	Amount	RF	#	Amount	RF	#	Amount	RF
01	1.000	0.534	02	2.000	0.5637	03	5.000	0.5557	04	10.000	0.5224
05	20.000	0.5049	06	40.000	0.5065	07	50.000	0.5036	08	60.000	0.4871
09	80.000	0.4875	10	100.000	0.4747						

2,2'-Oxybis(1-chloropropane)

#	Amount	RF	#	Amount	RF	#	Amount	RF	#	Amount	RF
01	1.000	1.607	02	2.000	1.709	03	5.000	1.749	04	10.000	1.669
05	20.000	1.695	06	40.000	1.722	07	50.000	1.684	08	60.000	1.647
09	80.000	1.672	10	100.000	1.648						

2,3,4,6-Tetrachlorophenol

#	Amount	RF	#	Amount	RF	#	Amount	RF	#	Amount	RF
01	1.000	0.1728	02	2.000	0.1944	03	5.000	0.2536	04	10.000	0.2462
05	20.000	0.2614	06	40.000	0.2825	07	50.000	0.2788	08	60.000	0.2795
09	80.000	0.2856	10	100.000	0.2873						

2,4,5-Trichlorophenol

#	Amount	RF	#	Amount	RF	#	Amount	RF	#	Amount	RF
01	1.000	0.3359	02	2.000	0.3666	03	5.000	0.4032	04	10.000	0.3921
05	20.000	0.4284	06	40.000	0.4198	07	50.000	0.4089	08	60.000	0.4043
09	80.000	0.3996	10	100.000	0.3974						

2,4,6-Tribromophenol

#	Amount	RF	#	Amount	RF	#	Amount	RF	#	Amount	RF
01	1.000	0.1635	02	2.000	0.1692	03	5.000	0.1939	04	10.000	0.1721
05	20.000	0.1857	06	40.000	0.1911	07	50.000	0.1889	08	60.000	0.1897

Client: LU Engineers
Project: Orchard Street

Service Request: R2105887
Calibration Date: 4/16/2021

Initial Calibration Summary
Semivolatile Organic Compounds by GC/MS using Microwave Digestion

Calibration ID: RC2100044
Instrument ID: R-MS-51

Signal ID: 1

Analyte

2,4,6-Tribromophenol

#	Amount	RF	#	Amount	RF	#	Amount	RF	#	Amount	RF
09	80.000	0.1831	10	100.000	0.1801						

2,4,6-Trichlorophenol

#	Amount	RF	#	Amount	RF	#	Amount	RF	#	Amount	RF
01	1.000	0.3248	02	2.000	0.3295	03	5.000	0.3794	04	10.000	0.3576
05	20.000	0.4014	06	40.000	0.4139	07	50.000	0.4042	08	60.000	0.3976
09	80.000	0.3963	10	100.000	0.3899						

2,4-Dichlorophenol

#	Amount	RF	#	Amount	RF	#	Amount	RF	#	Amount	RF
01	1.000	0.2897	02	2.000	0.3041	03	5.000	0.3057	04	10.000	0.2993
05	20.000	0.3259	06	40.000	0.341	07	50.000	0.3282	08	60.000	0.3177
09	80.000	0.3182	10	100.000	0.3095						

2,4-Dimethylphenol

#	Amount	RF	#	Amount	RF	#	Amount	RF	#	Amount	RF
01	1.000	0.3711	02	2.000	0.38	03	5.000	0.4046	04	10.000	0.3933
05	20.000	0.4163	06	40.000	0.4259	07	50.000	0.4117	08	60.000	0.3995
09	80.000	0.3985	10	100.000	0.3923						

2,4-Dinitrophenol

#	Amount	RF	#	Amount	RF	#	Amount	RF	#	Amount	RF
03	5.000	0.06092	04	10.000	0.08384	05	20.000	0.1226	06	40.000	0.1426
07	50.000	0.1452	08	60.000	0.1573	09	80.000	0.1682	10	100.000	0.1777

2,4-Dinitrotoluene

#	Amount	RF	#	Amount	RF	#	Amount	RF	#	Amount	RF
01	1.000	0.2843	02	2.000	0.2877	03	5.000	0.3166	04	10.000	0.3112
05	20.000	0.3577	06	40.000	0.394	07	50.000	0.3915	08	60.000	0.39
09	80.000	0.4018	10	100.000	0.407						

2,6-Dinitrotoluene

#	Amount	RF	#	Amount	RF	#	Amount	RF	#	Amount	RF
01	1.000	0.2043	02	2.000	0.2302	03	5.000	0.2649	04	10.000	0.2544
05	20.000	0.2929	06	40.000	0.2846	07	50.000	0.2856	08	60.000	0.2817
09	80.000	0.2895	10	100.000	0.2946						

2-Chloronaphthalene

#	Amount	RF	#	Amount	RF	#	Amount	RF	#	Amount	RF
01	1.000	1.183	02	2.000	1.215	03	5.000	1.267	04	10.000	1.172
05	20.000	1.24	06	40.000	1.233	07	50.000	1.165	08	60.000	1.154
09	80.000	1.132	10	100.000	1.085						

2-Chlorophenol

#	Amount	RF	#	Amount	RF	#	Amount	RF	#	Amount	RF
01	1.000	1.346	02	2.000	1.501	03	5.000	1.539	04	10.000	1.486
05	20.000	1.565	06	40.000	1.562	07	50.000	1.515	08	60.000	1.495

Client: LU Engineers
Project: Orchard Street

Service Request: R2105887
Calibration Date: 4/16/2021

Initial Calibration Summary
Semivolatile Organic Compounds by GC/MS using Microwave Digestion

Calibration ID: RC2100044
Instrument ID: R-MS-51

Signal ID: 1

Analyte

2-Chlorophenol

#	Amount	RF	#	Amount	RF	#	Amount	RF	#	Amount	RF
09	80.000	1.515	10	100.000	1.492						

2-Fluorobiphenyl

#	Amount	RF	#	Amount	RF	#	Amount	RF	#	Amount	RF
01	1.000	1.412	02	2.000	1.415	03	5.000	1.477	04	10.000	1.344
05	20.000	1.376	06	40.000	1.373	07	50.000	1.3	08	60.000	1.281
09	80.000	1.239	10	100.000	1.217						

2-Fluorophenol

#	Amount	RF	#	Amount	RF	#	Amount	RF	#	Amount	RF
01	1.000	1.338	02	2.000	1.307	03	5.000	1.289	04	10.000	1.292
05	20.000	1.301	06	40.000	1.319	07	50.000	1.282	08	60.000	1.273
09	80.000	1.293	10	100.000	1.267						

2-Methylnaphthalene

#	Amount	RF	#	Amount	RF	#	Amount	RF	#	Amount	RF
01	1.000	0.6755	02	2.000	0.7192	03	5.000	0.7675	04	10.000	0.6903
05	20.000	0.7343	06	40.000	0.7464	07	50.000	0.7094	08	60.000	0.6879
09	80.000	0.6687	10	100.000	0.6403						

2-Methylphenol

#	Amount	RF	#	Amount	RF	#	Amount	RF	#	Amount	RF
01	1.000	1.218	02	2.000	1.327	03	5.000	1.378	04	10.000	1.314
05	20.000	1.397	06	40.000	1.385	07	50.000	1.363	08	60.000	1.339
09	80.000	1.355	10	100.000	1.353						

2-Nitroaniline

#	Amount	RF	#	Amount	RF	#	Amount	RF	#	Amount	RF
01	1.000	0.2834	02	2.000	0.3055	03	5.000	0.3155	04	10.000	0.3274
05	20.000	0.3465	06	40.000	0.3536	07	50.000	0.3456	08	60.000	0.3489
09	80.000	0.3502	10	100.000	0.3552						

2-Nitrophenol

#	Amount	RF	#	Amount	RF	#	Amount	RF	#	Amount	RF
01	1.000	0.1357	02	2.000	0.159	03	5.000	0.1704	04	10.000	0.1747
05	20.000	0.1938	06	40.000	0.2079	07	50.000	0.2016	08	60.000	0.2014
09	80.000	0.2047	10	100.000	0.2049						

3,3'-Dichlorobenzidine

#	Amount	RF	#	Amount	RF	#	Amount	RF	#	Amount	RF
01	1.000	0.4839	02	2.000	0.4649	03	5.000	0.4579	04	10.000	0.4526
05	20.000	0.4562	06	40.000	0.4795	07	50.000	0.4601	08	60.000	0.4566
09	80.000	0.4646	10	100.000	0.4469						

3- and 4-Methylphenol Coelution

#	Amount	RF	#	Amount	RF	#	Amount	RF	#	Amount	RF
01	1.000	1.22	02	2.000	1.378	03	5.000	1.476	04	10.000	1.417

ALS Group USA, Corp.
dba ALS Environmental

QA/QC Report

Client: LU Engineers
Project: Orchard Street

Service Request: R2105887
Calibration Date: 4/16/2021

Initial Calibration Summary
Semivolatile Organic Compounds by GC/MS using Microwave Digestion

Calibration ID: RC2100044
Instrument ID: R-MS-51

Signal ID: 1

Analyte

3- and 4-Methylphenol Coelution

#	Amount	RF	#	Amount	RF	#	Amount	RF	#	Amount	RF
05	20.000	1.464	06	40.000	1.459	07	50.000	1.408	08	60.000	1.391
09	80.000	1.397	10	100.000	1.385						

3-Nitroaniline

#	Amount	RF	#	Amount	RF	#	Amount	RF	#	Amount	RF
01	1.000	0.2626	02	2.000	0.2888	03	5.000	0.3204	04	10.000	0.314
05	20.000	0.3342	06	40.000	0.3535	07	50.000	0.3434	08	60.000	0.3479
09	80.000	0.3572	10	100.000	0.3527						

4,6-Dinitro-2-methylphenol

#	Amount	RF	#	Amount	RF	#	Amount	RF	#	Amount	RF
02	2.000	0.06663	03	5.000	0.07784	04	10.000	0.1008	05	20.000	0.1224
06	40.000	0.1368	07	50.000	0.1401	08	60.000	0.1426	09	80.000	0.1487
10	100.000	0.1495									

4-Bromophenyl Phenyl Ether

#	Amount	RF	#	Amount	RF	#	Amount	RF	#	Amount	RF
01	1.000	0.2066	02	2.000	0.223	03	5.000	0.2407	04	10.000	0.2349
05	20.000	0.218	06	40.000	0.2083	07	50.000	0.2033	08	60.000	0.2024
09	80.000	0.1962	10	100.000	0.1969						

4-Chloro-3-methylphenol

#	Amount	RF	#	Amount	RF	#	Amount	RF	#	Amount	RF
01	1.000	0.3073	02	2.000	0.31	03	5.000	0.3195	04	10.000	0.3148
05	20.000	0.3449	06	40.000	0.3485	07	50.000	0.3391	08	60.000	0.33
09	80.000	0.3283	10	100.000	0.3159						

4-Chloroaniline

#	Amount	RF	#	Amount	RF	#	Amount	RF	#	Amount	RF
01	1.000	0.3906	02	2.000	0.4213	03	5.000	0.4459	04	10.000	0.4192
05	20.000	0.4496	06	40.000	0.4638	07	50.000	0.4437	08	60.000	0.4337
09	80.000	0.4277	10	100.000	0.4188						

4-Chlorophenyl Phenyl Ether

#	Amount	RF	#	Amount	RF	#	Amount	RF	#	Amount	RF
01	1.000	0.614	02	2.000	0.6794	03	5.000	0.6592	04	10.000	0.6367
05	20.000	0.6732	06	40.000	0.637	07	50.000	0.5989	08	60.000	0.572
09	80.000	0.5542	10	100.000	0.534						

4-Nitroaniline

#	Amount	RF	#	Amount	RF	#	Amount	RF	#	Amount	RF
01	1.000	0.3052	02	2.000	0.3161	03	5.000	0.3442	04	10.000	0.3673
05	20.000	0.3879	06	40.000	0.4032	07	50.000	0.3934	08	60.000	0.3935
09	80.000	0.3808	10	100.000	0.3759						

ALS Group USA, Corp.
dba ALS Environmental

QA/QC Report

Client: LU Engineers
Project: Orchard Street

Service Request: R2105887
Calibration Date: 4/16/2021

Initial Calibration Summary
Semivolatile Organic Compounds by GC/MS using Microwave Digestion

Calibration ID: RC2100044
Instrument ID: R-MS-51

Signal ID: 1

Analyte

4-Nitrophenol

#	Amount	RF	#	Amount	RF	#	Amount	RF	#	Amount	RF
03	5.000	0.2435	04	10.000	0.2479	05	20.000	0.2835	06	40.000	0.3031
07	50.000	0.3068	08	60.000	0.3092	09	80.000	0.3307	10	100.000	0.3398

Acenaphthene

#	Amount	RF	#	Amount	RF	#	Amount	RF	#	Amount	RF
01	1.000	1.279	02	2.000	1.303	03	5.000	1.329	04	10.000	1.24
05	20.000	1.308	06	40.000	1.282	07	50.000	1.236	08	60.000	1.216
09	80.000	1.178	10	100.000	1.127						

Acenaphthylene

#	Amount	RF	#	Amount	RF	#	Amount	RF	#	Amount	RF
01	1.000	1.721	02	2.000	1.779	03	5.000	1.914	04	10.000	1.8
05	20.000	1.909	06	40.000	1.882	07	50.000	1.756	08	60.000	1.727
09	80.000	1.637	10	100.000	1.552						

Acetophenone

#	Amount	RF	#	Amount	RF	#	Amount	RF	#	Amount	RF
01	1.000	1.964	02	2.000	2.018	03	5.000	1.973	04	10.000	1.858
05	20.000	1.9	06	40.000	1.869	07	50.000	1.789	08	60.000	1.775
09	80.000	1.757	10	100.000	1.724						

Anthracene

#	Amount	RF	#	Amount	RF	#	Amount	RF	#	Amount	RF
01	1.000	0.9848	02	2.000	1.069	03	5.000	1.091	04	10.000	1.081
05	20.000	1.121	06	40.000	1.098	07	50.000	1.059	08	60.000	1.025
09	80.000	0.9792	10	100.000	0.9179						

Atrazine

#	Amount	RF	#	Amount	RF	#	Amount	RF	#	Amount	RF
01	1.000	0.08864	02	2.000	0.1155	03	5.000	0.1059	04	10.000	0.1147
05	20.000	0.1116	06	40.000	0.1001	07	50.000	0.09308	08	60.000	0.09047
09	80.000	0.08455									

Benz(a)anthracene

#	Amount	RF	#	Amount	RF	#	Amount	RF	#	Amount	RF
01	1.000	1.317	02	2.000	1.3	03	5.000	1.323	04	10.000	1.247
05	20.000	1.326	06	40.000	1.304	07	50.000	1.23	08	60.000	1.217
09	80.000	1.218	10	100.000	1.176						

Benzaldehyde

#	Amount	RF	#	Amount	RF	#	Amount	RF	#	Amount	RF
01	1.000	1.021	02	2.000	1.085	03	5.000	1.081	04	10.000	1.025
05	20.000	1.047	06	40.000	0.9791	07	50.000	0.9328	08	60.000	0.9125
09	80.000	0.898	10	100.000	0.8296						

Client: LU Engineers
Project: Orchard Street

Service Request: R2105887
Calibration Date: 4/16/2021

Initial Calibration Summary
Semivolatile Organic Compounds by GC/MS using Microwave Digestion

Calibration ID: RC2100044
Instrument ID: R-MS-51

Signal ID: 1

Analyte

Benzo(a)pyrene

#	Amount	RF	#	Amount	RF	#	Amount	RF	#	Amount	RF
01	1.000	0.7683	02	2.000	0.8291	03	5.000	0.8417	04	10.000	0.9005
05	20.000	0.9506	06	40.000	0.955	07	50.000	0.9431	08	60.000	0.9438
09	80.000	0.931	10	100.000	0.9073						

Benzo(b)fluoranthene

#	Amount	RF	#	Amount	RF	#	Amount	RF	#	Amount	RF
01	1.000	1.14	02	2.000	1.166	03	5.000	1.107	04	10.000	1.181
05	20.000	1.263	06	40.000	1.243	07	50.000	1.222	08	60.000	1.226
09	80.000	1.19	10	100.000	1.177						

Benzo(g,h,i)perylene

#	Amount	RF	#	Amount	RF	#	Amount	RF	#	Amount	RF
01	1.000	0.9067	02	2.000	0.8855	03	5.000	0.8352	04	10.000	0.8886
05	20.000	0.9196	06	40.000	0.9121	07	50.000	0.8733	08	60.000	0.8651
09	80.000	0.83	10	100.000	0.7847						

Benzo(k)fluoranthene

#	Amount	RF	#	Amount	RF	#	Amount	RF	#	Amount	RF
01	1.000	0.9502	02	2.000	1.093	03	5.000	1.136	04	10.000	1.148
05	20.000	1.194	06	40.000	1.201	07	50.000	1.171	08	60.000	1.137
09	80.000	1.107	10	100.000	1.053						

Biphenyl

#	Amount	RF	#	Amount	RF	#	Amount	RF	#	Amount	RF
01	1.000	1.538	02	2.000	1.644	03	5.000	1.617	04	10.000	1.537
05	20.000	1.6	06	40.000	1.562	07	50.000	1.448	08	60.000	1.454
09	80.000	1.388	10	100.000	1.308						

Bis(2-chloroethoxy)methane

#	Amount	RF	#	Amount	RF	#	Amount	RF	#	Amount	RF
01	1.000	0.4099	02	2.000	0.4252	03	5.000	0.4401	04	10.000	0.4201
05	20.000	0.4591	06	40.000	0.4682	07	50.000	0.4435	08	60.000	0.4308
09	80.000	0.4279	10	100.000	0.414						

Bis(2-chloroethyl) Ether

#	Amount	RF	#	Amount	RF	#	Amount	RF	#	Amount	RF
01	1.000	1.292	02	2.000	1.294	03	5.000	1.4	04	10.000	1.281
05	20.000	1.359	06	40.000	1.338	07	50.000	1.295	08	60.000	1.283
09	80.000	1.267	10	100.000	1.246						

Bis(2-ethylhexyl) Phthalate

#	Amount	RF	#	Amount	RF	#	Amount	RF	#	Amount	RF
01	1.000	0.9044	02	2.000	0.8793	03	5.000	0.9414	04	10.000	0.907
05	20.000	0.9764	06	40.000	0.9395	07	50.000	0.9028	08	60.000	0.8907
09	80.000	0.9126	10	100.000	0.8963						

ALS Group USA, Corp.
dba ALS Environmental

QA/QC Report

Client: LU Engineers
Project: Orchard Street

Service Request: R2105887
Calibration Date: 4/16/2021

Initial Calibration Summary
Semivolatile Organic Compounds by GC/MS using Microwave Digestion

Calibration ID: RC2100044
Instrument ID: R-MS-51

Signal ID: 1

Analyte

Butyl Benzyl Phthalate

#	Amount	RF	#	Amount	RF	#	Amount	RF	#	Amount	RF
01	1.000	0.6573	02	2.000	0.6566	03	5.000	0.7004	04	10.000	0.664
05	20.000	0.7134	06	40.000	0.7013	07	50.000	0.6703	08	60.000	0.6555
09	80.000	0.6542	10	100.000	0.6488						

Caprolactam

#	Amount	RF	#	Amount	RF	#	Amount	RF	#	Amount	RF
01	1.000	0.109	02	2.000	0.1194	03	5.000	0.1246	04	10.000	0.1123
05	20.000	0.1151	06	40.000	0.1197	07	50.000	0.1198	08	60.000	0.115
09	80.000	0.1169	10	100.000	0.1158						

Carbazole

#	Amount	RF	#	Amount	RF	#	Amount	RF	#	Amount	RF
01	1.000	1.035	02	2.000	1.09	03	5.000	1.091	04	10.000	1.132
05	20.000	1.121	06	40.000	1.115	07	50.000	1.057	08	60.000	1.037
09	80.000	0.9877	10	100.000	0.9323						

Chrysene

#	Amount	RF	#	Amount	RF	#	Amount	RF	#	Amount	RF
01	1.000	1.157	02	2.000	1.304	03	5.000	1.236	04	10.000	1.213
05	20.000	1.289	06	40.000	1.266	07	50.000	1.213	08	60.000	1.191
09	80.000	1.17	10	100.000	1.125						

Di-n-butyl Phthalate

#	Amount	RF	#	Amount	RF	#	Amount	RF	#	Amount	RF
01	1.000	1.143	02	2.000	1.189	03	5.000	1.384	04	10.000	1.434
05	20.000	1.495	06	40.000	1.38	07	50.000	1.31	08	60.000	1.255
09	80.000	1.157	10	100.000	1.056						

Di-n-octyl Phthalate

#	Amount	RF	#	Amount	RF	#	Amount	RF	#	Amount	RF
01	1.000	1.033	02	2.000	1.216	03	5.000	1.335	04	10.000	1.389
05	20.000	1.45	06	40.000	1.493	07	50.000	1.486	08	60.000	1.465
09	80.000	1.435	10	100.000	1.398						

Dibenz(a,h)anthracene

#	Amount	RF	#	Amount	RF	#	Amount	RF	#	Amount	RF
01	1.000	0.903	02	2.000	0.97	03	5.000	0.8703	04	10.000	1.004
05	20.000	1.073	06	40.000	1.054	07	50.000	1.071	08	60.000	1.049
09	80.000	1.026	10	100.000	0.9877						

Dibenzofuran

#	Amount	RF	#	Amount	RF	#	Amount	RF	#	Amount	RF
01	1.000	1.694	02	2.000	1.664	03	5.000	1.789	04	10.000	1.684
05	20.000	1.769	06	40.000	1.693	07	50.000	1.607	08	60.000	1.563
09	80.000	1.466	10	100.000	1.357						

Client: LU Engineers
Project: Orchard Street

Service Request: R2105887
Calibration Date: 4/16/2021

Initial Calibration Summary
Semivolatile Organic Compounds by GC/MS using Microwave Digestion

Calibration ID: RC2100044
Instrument ID: R-MS-51

Signal ID: 1

Analyte

Diethyl Phthalate

#	Amount	RF	#	Amount	RF	#	Amount	RF	#	Amount	RF
01	1.000	1.35	02	2.000	1.359	03	5.000	1.417	04	10.000	1.233
05	20.000	1.318	06	40.000	1.324	07	50.000	1.283	08	60.000	1.281
09	80.000	1.266	10	100.000	1.231						

Dimethyl Phthalate

#	Amount	RF	#	Amount	RF	#	Amount	RF	#	Amount	RF
01	1.000	1.26	02	2.000	1.358	03	5.000	1.402	04	10.000	1.346
05	20.000	1.358	06	40.000	1.283	07	50.000	1.238	08	60.000	1.195
09	80.000	1.19	10	100.000	1.182						

Fluoranthene

#	Amount	RF	#	Amount	RF	#	Amount	RF	#	Amount	RF
01	1.000	1.007	02	2.000	1.113	03	5.000	1.226	04	10.000	1.24
05	20.000	1.295	06	40.000	1.247	07	50.000	1.191	08	60.000	1.153
09	80.000	1.107	10	100.000	1.041						

Fluorene

#	Amount	RF	#	Amount	RF	#	Amount	RF	#	Amount	RF
01	1.000	1.353	02	2.000	1.361	03	5.000	1.457	04	10.000	1.37
05	20.000	1.454	06	40.000	1.361	07	50.000	1.277	08	60.000	1.247
09	80.000	1.201	10	100.000	1.123						

Hexachlorobenzene

#	Amount	RF	#	Amount	RF	#	Amount	RF	#	Amount	RF
01	1.000	0.2355	02	2.000	0.2606	03	5.000	0.2743	04	10.000	0.2626
05	20.000	0.2584	06	40.000	0.2393	07	50.000	0.2349	08	60.000	0.2288
09	80.000	0.2262	10	100.000	0.2262						

Hexachlorobutadiene

#	Amount	RF	#	Amount	RF	#	Amount	RF	#	Amount	RF
01	1.000	0.1659	02	2.000	0.1797	03	5.000	0.1818	04	10.000	0.1713
05	20.000	0.1793	06	40.000	0.1848	07	50.000	0.1757	08	60.000	0.1715
09	80.000	0.1688	10	100.000	0.1638						

Hexachlorocyclopentadiene

#	Amount	RF	#	Amount	RF	#	Amount	RF	#	Amount	RF
01	1.000	0.1547	02	2.000	0.1829	03	5.000	0.2414	04	10.000	0.2495
05	20.000	0.2864	06	40.000	0.3039	07	50.000	0.2999	08	60.000	0.3023
09	80.000	0.3035	10	100.000	0.3037						

Hexachloroethane

#	Amount	RF	#	Amount	RF	#	Amount	RF	#	Amount	RF
01	1.000	0.4848	02	2.000	0.5577	03	5.000	0.6091	04	10.000	0.5762
05	20.000	0.5904	06	40.000	0.614	07	50.000	0.5977	08	60.000	0.596
09	80.000	0.5985	10	100.000	0.5934						

Client: LU Engineers
Project: Orchard Street

Service Request: R2105887
Calibration Date: 4/16/2021

Initial Calibration Summary
Semivolatile Organic Compounds by GC/MS using Microwave Digestion

Calibration ID: RC2100044
Instrument ID: R-MS-51

Signal ID: 1

Analyte

Indeno(1,2,3-cd)pyrene

#	Amount	RF	#	Amount	RF	#	Amount	RF	#	Amount	RF
01	1.000	0.8794	02	2.000	0.8398	03	5.000	0.8623	04	10.000	0.9351
05	20.000	0.9932	06	40.000	0.9964	07	50.000	0.9812	08	60.000	0.9683
09	80.000	0.9495	10	100.000	0.9259						

Isophorone

#	Amount	RF	#	Amount	RF	#	Amount	RF	#	Amount	RF
01	1.000	0.6728	02	2.000	0.6627	03	5.000	0.7051	04	10.000	0.6611
05	20.000	0.7055	06	40.000	0.7255	07	50.000	0.682	08	60.000	0.665
09	80.000	0.6491	10	100.000	0.627						

N-Nitrosodi-n-propylamine

#	Amount	RF	#	Amount	RF	#	Amount	RF	#	Amount	RF
01	1.000	1.019	02	2.000	1.08	03	5.000	1.095	04	10.000	1.052
05	20.000	1.082	06	40.000	1.093	07	50.000	1.052	08	60.000	1.038
09	80.000	1.046	10	100.000	1.033						

N-Nitrosodiphenylamine

#	Amount	RF	#	Amount	RF	#	Amount	RF	#	Amount	RF
01	2.000	0.6438	02	4.000	0.6891	03	10.000	0.671	04	20.000	0.6476
05	40.000	0.6066	06	80.000	0.5967	07	100.000	0.5659	08	120.000	0.5539
09	160.000	0.5142	10	200.000	0.4871						

Naphthalene

#	Amount	RF	#	Amount	RF	#	Amount	RF	#	Amount	RF
01	1.000	1.095	02	2.000	1.097	03	5.000	1.157	04	10.000	1.072
05	20.000	1.098	06	40.000	1.12	07	50.000	1.046	08	60.000	1.004
09	80.000	0.9393	10	100.000	0.8699						

Nitrobenzene

#	Amount	RF	#	Amount	RF	#	Amount	RF	#	Amount	RF
01	1.000	0.3498	02	2.000	0.3414	03	5.000	0.3579	04	10.000	0.3384
05	20.000	0.3655	06	40.000	0.3884	07	50.000	0.3773	08	60.000	0.373
09	80.000	0.3689	10	100.000	0.3665						

Nitrobenzene-d5

#	Amount	RF	#	Amount	RF	#	Amount	RF	#	Amount	RF
01	1.000	0.3342	02	2.000	0.3412	03	5.000	0.3501	04	10.000	0.3394
05	20.000	0.3594	06	40.000	0.3783	07	50.000	0.3688	08	60.000	0.3655
09	80.000	0.3672	10	100.000	0.3666						

Pentachlorophenol (PCP)

#	Amount	RF	#	Amount	RF	#	Amount	RF	#	Amount	RF
03	5.000	0.06335	04	10.000	0.07433	05	20.000	0.1151	06	40.000	0.1227
07	50.000	0.1235	08	60.000	0.1254	09	80.000	0.1258	10	100.000	0.1262

Client: LU Engineers
Project: Orchard Street

Service Request: R2105887
Calibration Date: 4/16/2021

Initial Calibration Summary
Semivolatile Organic Compounds by GC/MS using Microwave Digestion

Calibration ID: RC2100044
Instrument ID: R-MS-51

Signal ID: 1

Analyte

Phenanthrene

#	Amount	RF	#	Amount	RF	#	Amount	RF	#	Amount	RF
01	1.000	1.066	02	2.000	1.198	03	5.000	1.174	04	10.000	1.119
05	20.000	1.157	06	40.000	1.136	07	50.000	1.096	08	60.000	1.052
09	80.000	1.001	10	100.000	0.9374						

Phenol

#	Amount	RF	#	Amount	RF	#	Amount	RF	#	Amount	RF
01	1.000	1.82	02	2.000	1.802	03	5.000	1.95	04	10.000	1.792
05	20.000	1.917	06	40.000	1.915	07	50.000	1.835	08	60.000	1.816
09	80.000	1.804	10	100.000	1.778						

Phenol-d6

#	Amount	RF	#	Amount	RF	#	Amount	RF	#	Amount	RF
01	1.000	1.793	02	2.000	1.782	03	5.000	1.755	04	10.000	1.722
05	20.000	1.721	06	40.000	1.766	07	50.000	1.7	08	60.000	1.66
09	80.000	1.684	10	100.000	1.657						

Pyrene

#	Amount	RF	#	Amount	RF	#	Amount	RF	#	Amount	RF
01	1.000	1.228	02	2.000	1.316	03	5.000	1.385	04	10.000	1.273
05	20.000	1.366	06	40.000	1.354	07	50.000	1.311	08	60.000	1.276
09	80.000	1.242	10	100.000	1.174						

Terphenyl-d14

#	Amount	RF	#	Amount	RF	#	Amount	RF	#	Amount	RF
01	1.000	1.007	02	2.000	1.086	03	5.000	1.05	04	10.000	0.9586
05	20.000	0.993	06	40.000	0.9993	07	50.000	0.9511	08	60.000	0.9552
09	80.000	0.9244	10	100.000	0.8806						

Client: LU Engineers
Project: Orchard Street

Service Request: R2105887
Calibration Date: 4/16/2021

Initial Calibration Summary
Semivolatile Organic Compounds by GC/MS using Microwave Digestion

Calibration ID: RC2100044
Instrument ID: R-MS-51

Signal ID: 1

		Calibration Evaluation				Calibration Evaluation	
Analyte Name	Compound Type	Fit Type	Eval	Eval Result	Control Criteria	Average RRF	Minimum RRF
1,2,4,5-Tetrachlorobenzene	TRG	Average RF	% RSD	4.4	≤20	0.5427	0.010
1,4-Dioxane	TRG	Average RF	% RSD	5.8	≤20	0.514	
2,2'-Oxybis(1-chloropropane)	TRG	Average RF	% RSD	2.4	≤20	1.68	0.010
2,3,4,6-Tetrachlorophenol	TRG	Quadratic	COD	0.9993	≥0.99	0.2542	0.010
2,4,5-Trichlorophenol	TRG	Average RF	% RSD	6.7	≤20	0.3956	0.200
2,4,6-Tribromophenol	SURR	Average RF	% RSD	5.7	≤20	0.1817	
2,4,6-Trichlorophenol	TRG	Average RF	% RSD	8.3	≤20	0.3795	0.200
2,4-Dichlorophenol	TRG	Average RF	% RSD	4.9	≤20	0.3139	0.200
2,4-Dimethylphenol	TRG	Average RF	% RSD	4.1	≤20	0.3993	0.200
2,4-Dinitrophenol	TRG	Quadratic	COD	0.9993	≥0.99	0.1323	0.010
2,4-Dinitrotoluene	TRG	Average RF	% RSD	13.9	≤20	0.3542	0.200
2,6-Dinitrotoluene	TRG	Average RF	% RSD	11.3	≤20	0.2683	0.200
2-Chloronaphthalene	TRG	Average RF	% RSD	4.6	≤20	1.185	0.800
2-Chlorophenol	TRG	Average RF	% RSD	4.1	≤20	1.502	0.800
2-Fluorobiphenyl	SURR	Average RF	% RSD	6.2	≤20	1.343	
2-Fluorophenol	SURR	Average RF	% RSD	1.7	≤20	1.296	
2-Methylnaphthalene	TRG	Average RF	% RSD	5.5	≤20	0.7039	0.400
2-Methylphenol	TRG	Average RF	% RSD	3.8	≤20	1.343	0.700
2-Nitroaniline	TRG	Average RF	% RSD	7.3	≤20	0.3332	0.010
2-Nitrophenol	TRG	Average RF	% RSD	13.2	≤20	0.1854	0.100
3,3'-Dichlorobenzidine	TRG	Average RF	% RSD	2.5	≤20	0.4623	0.010
3- and 4-Methylphenol Coelution	TRG	Average RF	% RSD	5.1	≤20	1.4	0.600
3-Nitroaniline	TRG	Average RF	% RSD	9.6	≤20	0.3275	0.010
4,6-Dinitro-2-methylphenol	TRG	Quadratic	COD	0.9948	≥0.99	0.1206	0.010
4-Bromophenyl Phenyl Ether	TRG	Average RF	% RSD	7.3	≤20	0.213	0.100
4-Chloro-3-methylphenol	TRG	Average RF	% RSD	4.5	≤20	0.3258	0.200
4-Chloroaniline	TRG	Average RF	% RSD	4.8	≤20	0.4314	0.010
4-Chlorophenyl Phenyl Ether	TRG	Average RF	% RSD	8.2	≤20	0.6159	0.400
4-Nitroaniline	TRG	Average RF	% RSD	9.2	≤20	0.3668	0.010
4-Nitrophenol	TRG	Quadratic	COD	0.9997	≥0.99	0.2956	0.010
Acenaphthene	TRG	Average RF	% RSD	5.1	≤20	1.25	0.900
Acenaphthylene	TRG	Average RF	% RSD	6.6	≤20	1.768	0.900
Acetophenone	TRG	Average RF	% RSD	5.4	≤20	1.863	0.010
Anthracene	TRG	Average RF	% RSD	6.2	≤20	1.043	0.700

Client: LU Engineers
Project: Orchard Street

Service Request: R2105887
Calibration Date: 4/16/2021

Initial Calibration Summary
Semivolatile Organic Compounds by GC/MS using Microwave Digestion

Calibration ID: RC2100044
Instrument ID: R-MS-51

Signal ID: 1

		Calibration Evaluation				Calibration Evaluation	
Analyte Name	Compound Type	Fit Type	Eval	Eval Result	Control Criteria	Average RRF	Minimum RRF
Atrazine	TRG	Average RF	% RSD	11.8	≤20	0.1005	0.010
Benz(a)anthracene	TRG	Average RF	% RSD	4.3	≤20	1.266	0.800
Benzaldehyde	TRG	Average RF	% RSD	8.7	≤20	0.981	0.010
Benzo(a)pyrene	TRG	Average RF	% RSD	7.1	≤20	0.897	0.700
Benzo(b)fluoranthene	TRG	Average RF	% RSD	4.0	≤20	1.192	0.700
Benzo(g,h,i)perylene	TRG	Average RF	% RSD	4.9	≤20	0.8701	0.500
Benzo(k)fluoranthene	TRG	Average RF	% RSD	6.7	≤20	1.119	0.700
Biphenyl	TRG	Average RF	% RSD	7.1	≤20	1.51	0.010
Bis(2-chloroethoxy)methane	TRG	Average RF	% RSD	4.4	≤20	0.4339	0.300
Bis(2-chloroethyl) Ether	TRG	Average RF	% RSD	3.5	≤20	1.305	0.700
Bis(2-ethylhexyl) Phthalate	TRG	Average RF	% RSD	3.2	≤20	0.915	0.010
Butyl Benzyl Phthalate	TRG	Average RF	% RSD	3.5	≤20	0.6722	0.010
Caprolactam	TRG	Average RF	% RSD	3.7	≤20	0.1168	0.010
Carbazole	TRG	Average RF	% RSD	6.0	≤20	1.06	0.010
Chrysene	TRG	Average RF	% RSD	4.8	≤20	1.216	0.700
Di-n-butyl Phthalate	TRG	Average RF	% RSD	11.2	≤20	1.28	0.010
Di-n-octyl Phthalate	TRG	Average RF	% RSD	10.6	≤20	1.37	0.010
Dibenz(a,h)anthracene	TRG	Average RF	% RSD	7.0	≤20	1.001	0.400
Dibenzofuran	TRG	Average RF	% RSD	8.3	≤20	1.629	0.800
Diethyl Phthalate	TRG	Average RF	% RSD	4.5	≤20	1.306	0.010
Dimethyl Phthalate	TRG	Average RF	% RSD	6.3	≤20	1.281	0.010
Fluoranthene	TRG	Average RF	% RSD	8.1	≤20	1.162	0.600
Fluorene	TRG	Average RF	% RSD	8.1	≤20	1.32	0.900
Hexachlorobenzene	TRG	Average RF	% RSD	7.2	≤20	0.2447	0.100
Hexachlorobutadiene	TRG	Average RF	% RSD	4.1	≤20	0.1743	0.010
Hexachlorocyclopentadiene	TRG	Quadratic	COD	0.9972	≥0.99	0.2628	0.050
Hexachloroethane	TRG	Average RF	% RSD	6.5	≤20	0.5818	0.300
Indeno(1,2,3-cd)pyrene	TRG	Average RF	% RSD	6.0	≤20	0.9331	0.500
Isophorone	TRG	Average RF	% RSD	4.4	≤20	0.6756	0.400
N-Nitrosodi-n-propylamine	TRG	Average RF	% RSD	2.5	≤20	1.059	0.500
N-Nitrosodiphenylamine	TRG	Average RF	% RSD	11.2	≤20	0.5976	0.010
Naphthalene	TRG	Average RF	% RSD	8.4	≤20	1.05	0.700
Nitrobenzene	TRG	Average RF	% RSD	4.4	≤20	0.3627	0.200
Nitrobenzene-d5	SURR	Average RF	% RSD	4.2	≤20	0.3571	
Pentachlorophenol (PCP)	TRG	Quadratic	COD	0.9983	≥0.99	0.1095	0.050

Client: LU Engineers
Project: Orchard Street

Service Request: R2105887
Calibration Date: 4/16/2021

Initial Calibration Summary
Semivolatile Organic Compounds by GC/MS using Microwave Digestion

Calibration ID: RC2100044
Instrument ID: R-MS-51

Signal ID: 1

		Calibration Evaluation				Calibration Evaluation	
Analyte Name	Compound Type	Fit Type	Eval	Eval Result	Control Criteria	Average RRF	Minimum RRF
Phenanthrene	TRG	Average RF	% RSD	7.4	≤20	1.094	0.700
Phenol	TRG	Average RF	% RSD	3.3	≤20	1.843	0.800
Phenol-d6	SURR	Average RF	% RSD	2.8	≤20	1.724	
Pyrene	TRG	Average RF	% RSD	5.2	≤20	1.293	0.600
Terphenyl-d14	SURR	Average RF	% RSD	6.1	≤20	0.9805	

ALS Group USA, Corp.
dba ALS Environmental

QA/QC Report

Client: LU Engineers **Service Request:** R2105887
Project: Orchard Street **Calibration Date:** 4/16/2021

Initial Calibration Verification Summary
Semivolatile Organic Compounds by GC/MS using Microwave Digestion

Calibration ID: RC2100044 **Signal ID:** 1
Instrument ID: R-MS-51

#	Lab Code	Sample Name	File Location	Acquisition Date
11	RC2100044-11	ICV #1	I:\ACQUDATA\5973A\DATA\041621\EC959.D	04/16/2021 16:54
12	RC2100044-12	ICV #2	I:\ACQUDATA\5973A\DATA\041621\EC960.D	04/16/2021 17:23

Analyte Name	Expected	Result	Average RF	SSV RF	% D	Criteria	Curve Fit
1,2,4,5-Tetrachlorobenzene	40.0	35.1	5.427E-1	4.761E-1	-12.271	±30	Average RF
1,4-Dioxane	40.0	39.8	5.14E-1	5.116E-1	-0.471	±30	Average RF
2,3,4,6-Tetrachlorophenol	40.0	35.5	2.542E-1	2.391E-1	-11.326	±30	Quadratic
2,4,5-Trichlorophenol	40.0	34.8	3.956E-1	3.442E-1	-13.009	±30	Average RF
2,4,6-Trichlorophenol	40.0	34.0	3.795E-1	3.222E-1	-15.085	±30	Average RF
2,4-Dichlorophenol	40.0	34.4	3.139E-1	2.697E-1	-14.096	±30	Average RF
2,4-Dimethylphenol	40.0	34.2	3.993E-1	3.411E-1	-14.586	±30	Average RF
2,4-Dinitrophenol	40.0	35.4	1.323E-1	1.197E-1	-11.489	±30	Quadratic
2,4-Dinitrotoluene	40.0	39.7	3.542E-1	3.511E-1	-0.856	±30	Average RF
2,6-Dinitrotoluene	40.0	38.3	2.683E-1	2.565E-1	-4.370	±30	Average RF
2-Chloronaphthalene	40.0	34.8	1.185E0	1.031E0	-12.941	±30	Average RF
2-Chlorophenol	40.0	35.0	1.502E0	1.313E0	-12.562	±30	Average RF
2-Methylnaphthalene	40.0	37.6	7.039E-1	6.621E-1	-5.945	±30	Average RF
2-Methylphenol	40.0	35.7	1.343E0	1.197E0	-10.870	±30	Average RF
2-Nitroaniline	40.0	45.7	3.332E-1	3.806E-1	14.23	±30	Average RF
2-Nitrophenol	40.0	36.9	1.854E-1	1.711E-1	-7.705	±30	Average RF
3,3'-Dichlorobenzidine	40.0	37.6	4.623E-1	4.346E-1	-6.001	±30	Average RF
3- and 4-Methylphenol Coelution	40.0	35.6	1.4E0	1.246E0	-11.008	±30	Average RF
3-Nitroaniline	40.0	38.2	3.275E-1	3.126E-1	-4.530	±30	Average RF
4,6-Dinitro-2-methylphenol	40.0	32.6	1.206E-1	1.015E-1	-18.506	±30	Quadratic
4-Bromophenyl Phenyl Ether	40.0	33.5	2.13E-1	1.782E-1	-16.366	±30	Average RF
4-Chloro-3-methylphenol	40.0	34.6	3.258E-1	2.817E-1	-13.542	±30	Average RF
4-Chloroaniline	40.0	39.4	4.314E-1	4.247E-1	-1.545	±30	Average RF
4-Chlorophenyl Phenyl Ether	40.0	35.4	6.159E-1	5.445E-1	-11.589	±30	Average RF
4-Nitroaniline	40.0	39.0	3.668E-1	3.577E-1	-2.465	±30	Average RF
4-Nitrophenol	40.0	33.5	2.956E-1	2.444E-1	-16.206	±30	Quadratic
Acenaphthene	40.0	36.7	1.25E0	1.146E0	-8.267	±30	Average RF
Acenaphthylene	40.0	38.8	1.768E0	1.714E0	-3.020	±30	Average RF
Acetophenone	40.0	36.6	1.863E0	1.707E0	-8.379	±30	Average RF
Anthracene	40.0	38.8	1.043E0	1.01E0	-3.095	±30	Average RF
Atrazine	40.0	37.2	1.005E-1	9.336E-2	-7.103	±30	Average RF
Benz(a)anthracene	40.0	35.8	1.266E0	1.132E0	-10.572	±30	Average RF

ALS Group USA, Corp.
dba ALS Environmental

QA/QC Report

Client: LU Engineers
Project: Orchard Street

Service Request: R2105887
Calibration Date: 4/16/2021

Initial Calibration Verification Summary
Semivolatile Organic Compounds by GC/MS using Microwave Digestion

Calibration ID: RC2100044
Instrument ID: R-MS-51

Signal ID: 1

Analyte Name	Expected	Result	Average RF	SSV RF	% D	Criteria	Curve Fit
Benzaldehyde	40.0	38.2	9.81E-1	9.364E-1	-4.552	±30	Average RF
Benzo(a)pyrene	40.0	39.5	8.97E-1	8.861E-1	-1.223	±30	Average RF
Benzo(b)fluoranthene	40.0	35.8	1.192E0	1.067E0	-10.486	±30	Average RF
Benzo(g,h,i)perylene	40.0	38.5	8.701E-1	8.364E-1	-3.872	±30	Average RF
Benzo(k)fluoranthene	40.0	36.0	1.119E0	1.008E0	-9.915	±30	Average RF
Biphenyl	40.0	35.1	1.51E0	1.324E0	-12.274	±30	Average RF
2,2'-Oxybis(1-chloropropane)	40.0	37.4	1.68E0	1.569E0	-6.598	±30	Average RF
Bis(2-chloroethoxy)methane	40.0	36.0	4.339E-1	3.904E-1	-10.025	±30	Average RF
Bis(2-chloroethyl) Ether	40.0	38.2	1.305E0	1.246E0	-4.557	±30	Average RF
Bis(2-ethylhexyl) Phthalate	40.0	36.2	9.15E-1	8.285E-1	-9.459	±30	Average RF
Butyl Benzyl Phthalate	40.0	36.1	6.722E-1	6.071E-1	-9.678	±30	Average RF
Caprolactam	40.0	36.7	1.168E-1	1.071E-1	-8.290	±30	Average RF
Carbazole	40.0	36.6	1.06E0	9.709E-1	-8.381	±30	Average RF
Chrysene	40.0	35.1	1.216E0	1.069E0	-12.133	±30	Average RF
Di-n-butyl Phthalate	40.0	37.8	1.28E0	1.209E0	-5.585	±30	Average RF
Di-n-octyl Phthalate	40.0	37.3	1.37E0	1.279E0	-6.670	±30	Average RF
Dibenz(a,h)anthracene	40.0	35.2	1.001E0	8.799E-1	-12.074	±30	Average RF
Dibenzofuran	40.0	36.0	1.629E0	1.465E0	-10.025	±30	Average RF
Diethyl Phthalate	40.0	34.3	1.306E0	1.119E0	-14.327	±30	Average RF
Dimethyl Phthalate	40.0	33.5	1.281E0	1.072E0	-16.298	±30	Average RF
Fluoranthene	40.0	36.5	1.162E0	1.06E0	-8.795	±30	Average RF
Fluorene	40.0	35.3	1.32E0	1.167E0	-11.642	±30	Average RF
Hexachlorobenzene	40.0	32.8	2.447E-1	2.007E-1	-17.979	±30	Average RF
Hexachlorobutadiene	40.0	34.0	1.743E-1	1.481E-1	-15.022	±30	Average RF
Hexachlorocyclopentadiene	40.0	42.1	2.628E-1	3.026E-1	5.35	±30	Quadratic
Hexachloroethane	40.0	37.6	5.818E-1	5.468E-1	-6.014	±30	Average RF
Indeno(1,2,3-cd)pyrene	40.0	35.7	9.331E-1	8.336E-1	-10.667	±30	Average RF
Isophorone	40.0	39.3	6.756E-1	6.629E-1	-1.874	±30	Average RF
N-Nitrosodi-n-propylamine	40.0	37.6	1.059E0	9.959E-1	-5.950	±30	Average RF
N-Nitrosodiphenylamine	40.0	39.0	5.976E-1	5.822E-1	-2.581	±30	Average RF
Naphthalene	40.0	36.5	1.05E0	9.59E-1	-8.645	±30	Average RF
Nitrobenzene	40.0	37.5	3.627E-1	3.397E-1	-6.352	±30	Average RF
Pentachlorophenol (PCP)	40.0	34.4	1.095E-1	1.004E-1	-14.074	±30	Quadratic
Phenanthrene	40.0	35.1	1.094E0	9.607E-1	-12.149	±30	Average RF
Phenol	40.0	34.0	1.843E0	1.565E0	-15.049	±30	Average RF
Pyrene	40.0	36.2	1.293E0	1.171E0	-9.403	±30	Average RF

Client: LU Engineers
Project: Orchard Street/4235-01

Service Request: R2105887
Date Analyzed: 06/16/21 14:40

Continuing Calibration Verification (CCV) Summary
Semivolatile Organic Compounds by GC/MS using Microwave Digestion

Analysis Method: 8270D
File ID: I:\ACQUDATA\5973A\DATA\061621\EE108.D\
Signal ID: 1

Calibration Date: 4/16/2021
Calibration ID: RC2100044
Analysis Lot: 727755
Units: ppm

Analyte Name	Expected	Result	Average RF	CCV RF	% D	% Drift	Criteria	Curve Fit
1,2,4,5-Tetrachlorobenzene	40.0	40.9	0.5427	0.5542	2.1	NA	±20	Average RF
1,4-Dioxane	40.0	43.9	0.514	0.5642	9.8	NA	±20	Average RF
2,3,4,6-Tetrachlorophenol	40.0	41.6	0.2542	0.2833	NA	4.1	±20	Quadratic
2,4,5-Trichlorophenol	40.0	42.1	0.3956	0.4161	5.2	NA	±20	Average RF
2,4,6-Trichlorophenol	40.0	46.2	0.3795	0.4385	15.6	NA	±20	Average RF
2,4-Dichlorophenol	40.0	43.5	0.3139	0.3411	8.7	NA	±20	Average RF
2,4-Dimethylphenol	40.0	42.2	0.3993	0.4211	5.4	NA	±20	Average RF
2,4-Dinitrophenol	40.0	35.2	0.1323	0.1187	NA	-12.1	±20	Quadratic
2,4-Dinitrotoluene	40.0	48.8	0.3542	0.432	22.0*	NA	±20	Average RF
2,6-Dinitrotoluene	40.0	43.2	0.2683	0.2897	8.0	NA	±20	Average RF
2-Chloronaphthalene	40.0	38.9	1.1845	1.1524	-2.7	NA	±20	Average RF
2-Chlorophenol	40.0	42.9	1.5015	1.6113	7.3	NA	±20	Average RF
2-Methylnaphthalene	40.0	40.3	0.7039	0.709	0.7	NA	±20	Average RF
2-Methylphenol	40.0	41.4	1.3428	1.3909	3.6	NA	±20	Average RF
2-Nitroaniline	40.0	41.6	0.3332	0.3462	3.9	NA	±20	Average RF
2-Nitrophenol	40.0	50.7	0.1854	0.2352	26.8*	NA	±20	Average RF
3,3'-Dichlorobenzidine	40.0	45.3	0.4623	0.5233	13.2	NA	±20	Average RF
3- and 4-Methylphenol Coelution	40.0	46.3	1.3996	1.6201	15.8	NA	±20	Average RF
3-Nitroaniline	40.0	43.9	0.3275	0.3596	9.8	NA	±20	Average RF
4,6-Dinitro-2-methylphenol	40.0	45.4	0.1206	0.1494	NA	13.6	±20	Quadratic
4-Bromophenyl Phenyl Ether	40.0	38.4	0.213	0.2044	-4.1	NA	±20	Average RF
4-Chloro-3-methylphenol	40.0	43.0	0.3258	0.3499	7.4	NA	±20	Average RF
4-Chloroaniline	40.0	44.1	0.4314	0.4755	10.2	NA	±20	Average RF
4-Chlorophenyl Phenyl Ether	40.0	40.4	0.6159	0.6227	1.1	NA	±20	Average RF
4-Nitroaniline	40.0	38.0	0.3668	0.3485	-5.0	NA	±20	Average RF
4-Nitrophenol	40.0	40.7	0.2956	0.3026	NA	1.6	±20	Quadratic
Acenaphthene	40.0	40.4	1.2497	1.2613	0.9	NA	±20	Average RF
Acenaphthylene	40.0	40.5	1.7676	1.7891	1.2	NA	±20	Average RF
Acetophenone	40.0	41.1	1.8628	1.9135	2.7	NA	±20	Average RF
Anthracene	40.0	41.8	1.0426	1.09	4.5	NA	±20	Average RF
Atrazine	40.0	40.2	0.1005	0.101	0.5	NA	±20	Average RF
Benz(a)anthracene	40.0	42.7	1.2658	1.3521	6.8	NA	±20	Average RF
Benzaldehyde	40.0	42.2	0.981	1.0339	5.4	NA	±20	Average RF
Benzo(a)pyrene	40.0	44.7	0.897	1.0017	11.7	NA	±20	Average RF
Benzo(b)fluoranthene	40.0	41.8	1.1916	1.2466	4.6	NA	±20	Average RF
Benzo(g,h,i)perylene	40.0	52.2	0.8701	1.1361	30.6*	NA	±20	Average RF
Benzo(k)fluoranthene	40.0	43.2	1.1191	1.2098	8.1	NA	±20	Average RF
Biphenyl	40.0	39.2	1.5097	1.478	-2.1	NA	±20	Average RF
2,2'-Oxybis(1-chloropropane)	40.0	39.2	1.6801	1.6473	-2.0	NA	±20	Average RF

Client:	LU Engineers	**Service Request:**	R2105887
Project:	Orchard Street/4235-01	**Date Analyzed:**	06/16/21 14:40

Continuing Calibration Verification (CCV) Summary
Semivolatile Organic Compounds by GC/MS using Microwave Digestion

Analysis Method:	8270D	**Calibration Date:**	4/16/2021
File ID:	I:\ACQUDATA\5973A\DATA\061621\EE108.D\	**Calibration ID:**	RC2100044
Signal ID:	1	**Analysis Lot:**	727755
		Units:	ppm

Bis(2-chloroethoxy)methane	40.0	33.8	0.4339	0.3665	-15.5	NA	±20	Average RF
Bis(2-chloroethyl) Ether	40.0	42.5	1.3054	1.3874	6.3	NA	±20	Average RF
Bis(2-ethylhexyl) Phthalate	40.0	42.3	0.915	0.9676	5.7	NA	±20	Average RF
Butyl Benzyl Phthalate	40.0	40.7	0.6722	0.6836	1.7	NA	±20	Average RF
Caprolactam	40.0	39.7	0.1168	0.116	-0.6	NA	±20	Average RF
Carbazole	40.0	40.2	1.0597	1.0647	0.5	NA	±20	Average RF
Chrysene	40.0	42.6	1.2165	1.2944	6.4	NA	±20	Average RF
Di-n-butyl Phthalate	40.0	42.3	1.2805	1.3536	5.7	NA	±20	Average RF
Di-n-octyl Phthalate	40.0	46.0	1.3699	1.5745	14.9	NA	±20	Average RF
Dibenz(a,h)anthracene	40.0	46.6	1.0008	1.1652	16.4	NA	±20	Average RF
Dibenzofuran	40.0	40.8	1.6285	1.6628	2.1	NA	±20	Average RF
Diethyl Phthalate	40.0	41.0	1.306	1.3372	2.4	NA	±20	Average RF
Dimethyl Phthalate	40.0	38.4	1.281	1.2295	-4.0	NA	±20	Average RF
Fluoranthene	40.0	42.9	1.1621	1.2461	7.2	NA	±20	Average RF
Fluorene	40.0	41.4	1.3205	1.3669	3.5	NA	±20	Average RF
Hexachlorobenzene	40.0	40.1	0.2447	0.245	0.1	NA	±20	Average RF
Hexachlorobutadiene	40.0	42.4	0.1743	0.1846	5.9	NA	±20	Average RF
Hexachlorocyclopentadiene	40.0	31.8	0.2628	0.2238	NA	-20.4	±20	Quadratic
Hexachloroethane	40.0	45.2	0.5818	0.6571	12.9	NA	±20	Average RF
Indeno(1,2,3-cd)pyrene	40.0	47.9	0.9331	1.1185	19.9	NA	±20	Average RF
Isophorone	40.0	40.5	0.6756	0.6842	1.3	NA	±20	Average RF
N-Nitrosodi-n-propylamine	40.0	41.1	1.0589	1.0888	2.8	NA	±20	Average RF
N-Nitrosodiphenylamine	80.0	81.7	0.5976	0.6105	2.2	NA	±20	Average RF
Naphthalene	40.0	40.3	1.0497	1.0585	0.8	NA	±20	Average RF
Nitrobenzene	40.0	41.2	0.3627	0.3738	3.1	NA	±20	Average RF
Pentachlorophenol (PCP)	40.0	26.1	0.1095	0.0737	NA	-34.8*	±20	Quadratic
Phenanthrene	40.0	39.4	1.0936	1.0763	-1.6	NA	±20	Average RF
Phenol	40.0	45.6	1.8428	2.1019	14.1	NA	±20	Average RF
Pyrene	40.0	41.9	1.2925	1.3529	4.7	NA	±20	Average RF

Analyte Name	Expected	Result	Average RF	CCV RF	% D	% Drift	Criteria	Curve Fit
2,4,6-Tribromophenol	40.0	42.8	0.1817	0.1943	6.9	NA	±20	Average RF
2-Fluorobiphenyl	40.0	41.2	1.3434	1.3829	2.9	NA	±20	Average RF
2-Fluorophenol	40.0	43.9	1.2962	1.4211	9.6	NA	±20	Average RF
Nitrobenzene-d5	40.0	43.1	0.3571	0.3851	7.9	NA	±20	Average RF
Phenol-d6	40.0	42.0	1.724	1.8102	5.0	NA	±20	Average RF
Terphenyl-d14	40.0	41.0	0.9805	1.0051	2.5	NA	±20	Average RF

Client:	LU Engineers	**Service Request:**	R2105887
Project:	Orchard Street/4235-01	**Date Analyzed:**	06/17/21 11:20

Continuing Calibration Verification (CCV) Summary
Semivolatile Organic Compounds by GC/MS using Microwave Digestion

Analysis Method:	8270D	**Calibration Date:**	4/16/2021
File ID:	I:\ACQUDATA\5973A\DATA\061721\EE135.D\	**Calibration ID:**	RC2100044
Signal ID:	1	**Analysis Lot:**	727817
		Units:	ppm

Analyte Name	Expected	Result	Average RF	CCV RF	% D	% Drift	Criteria	Curve Fit
1,2,4,5-Tetrachlorobenzene	40.0	40.1	0.5427	0.5442	0.3	NA	±20	Average RF
1,4-Dioxane	40.0	40.5	0.514	0.5209	1.3	NA	±20	Average RF
2,3,4,6-Tetrachlorophenol	40.0	38.8	0.2542	0.2627	NA	-3.1	±20	Quadratic
2,4,5-Trichlorophenol	40.0	40.5	0.3956	0.4007	1.3	NA	±20	Average RF
2,4,6-Trichlorophenol	40.0	43.6	0.3795	0.4138	9.0	NA	±20	Average RF
2,4-Dichlorophenol	40.0	40.4	0.3139	0.3173	1.1	NA	±20	Average RF
2,4-Dimethylphenol	40.0	38.7	0.3993	0.3863	-3.3	NA	±20	Average RF
2,4-Dinitrophenol	40.0	35.4	0.1323	0.1196	NA	-11.5	±20	Quadratic
2,4-Dinitrotoluene	40.0	47.4	0.3542	0.4201	18.6	NA	±20	Average RF
2,6-Dinitrotoluene	40.0	46.4	0.2683	0.3113	16.0	NA	±20	Average RF
2-Chloronaphthalene	40.0	41.2	1.1845	1.2195	3.0	NA	±20	Average RF
2-Chlorophenol	40.0	41.1	1.5015	1.5438	2.8	NA	±20	Average RF
2-Methylnaphthalene	40.0	37.5	0.7039	0.6601	-6.2	NA	±20	Average RF
2-Methylphenol	40.0	36.7	1.3428	1.233	-8.2	NA	±20	Average RF
2-Nitroaniline	40.0	39.5	0.3332	0.3286	-1.4	NA	±20	Average RF
2-Nitrophenol	40.0	47.0	0.1854	0.2178	17.5	NA	±20	Average RF
3,3'-Dichlorobenzidine	40.0	43.7	0.4623	0.5051	9.3	NA	±20	Average RF
3- and 4-Methylphenol Coelution	40.0	39.5	1.3996	1.3829	-1.2	NA	±20	Average RF
3-Nitroaniline	40.0	42.5	0.3275	0.3476	6.1	NA	±20	Average RF
4,6-Dinitro-2-methylphenol	40.0	42.6	0.1206	0.1385	NA	6.5	±20	Quadratic
4-Bromophenyl Phenyl Ether	40.0	36.6	0.213	0.1949	-8.5	NA	±20	Average RF
4-Chloro-3-methylphenol	40.0	38.4	0.3258	0.3126	-4.1	NA	±20	Average RF
4-Chloroaniline	40.0	38.8	0.4314	0.4189	-2.9	NA	±20	Average RF
4-Chlorophenyl Phenyl Ether	40.0	39.0	0.6159	0.6003	-2.5	NA	±20	Average RF
4-Nitroaniline	40.0	39.6	0.3668	0.3632	-1.0	NA	±20	Average RF
4-Nitrophenol	40.0	36.6	0.2956	0.2692	NA	-8.5	±20	Quadratic
Acenaphthene	40.0	38.7	1.2497	1.2081	-3.3	NA	±20	Average RF
Acenaphthylene	40.0	40.8	1.7676	1.8014	1.9	NA	±20	Average RF
Acetophenone	40.0	36.4	1.8628	1.696	-9.0	NA	±20	Average RF
Anthracene	40.0	40.9	1.0426	1.0668	2.3	NA	±20	Average RF
Atrazine	40.0	40.3	0.1005	0.1013	0.8	NA	±20	Average RF
Benz(a)anthracene	40.0	41.1	1.2658	1.301	2.8	NA	±20	Average RF
Benzaldehyde	40.0	40.4	0.981	0.9903	0.9	NA	±20	Average RF
Benzo(a)pyrene	40.0	44.1	0.897	0.9895	10.3	NA	±20	Average RF
Benzo(b)fluoranthene	40.0	40.7	1.1916	1.2112	1.6	NA	±20	Average RF
Benzo(g,h,i)perylene	40.0	47.7	0.8701	1.0374	19.2	NA	±20	Average RF
Benzo(k)fluoranthene	40.0	41.8	1.1191	1.1696	4.5	NA	±20	Average RF
Biphenyl	40.0	40.6	1.5097	1.5333	1.6	NA	±20	Average RF
2,2'-Oxybis(1-chloropropane)	40.0	36.6	1.6801	1.5381	-8.5	NA	±20	Average RF

Client:	LU Engineers	**Service Request:**	R2105887
Project:	Orchard Street/4235-01	**Date Analyzed:**	06/17/21 11:20

Continuing Calibration Verification (CCV) Summary
Semivolatile Organic Compounds by GC/MS using Microwave Digestion

Analysis Method:	8270D	**Calibration Date:**	4/16/2021
File ID:	I:\ACQUDATA\5973A\DATA\061721\EE135.D\	**Calibration ID:**	RC2100044
Signal ID:	1	**Analysis Lot:**	727817
		Units:	ppm

Bis(2-chloroethoxy)methane	40.0	31.7	0.4339	0.3443	-20.7*	NA	±20	Average RF
Bis(2-chloroethyl) Ether	40.0	38.4	1.3054	1.2525	-4.1	NA	±20	Average RF
Bis(2-ethylhexyl) Phthalate	40.0	40.6	0.915	0.9292	1.5	NA	±20	Average RF
Butyl Benzyl Phthalate	40.0	40.6	0.6722	0.6825	1.5	NA	±20	Average RF
Caprolactam	40.0	36.2	0.1168	0.1057	-9.4	NA	±20	Average RF
Carbazole	40.0	37.5	1.0597	0.993	-6.3	NA	±20	Average RF
Chrysene	40.0	41.1	1.2165	1.2506	2.8	NA	±20	Average RF
Di-n-butyl Phthalate	40.0	38.2	1.2805	1.2213	-4.6	NA	±20	Average RF
Di-n-octyl Phthalate	40.0	45.1	1.3699	1.5438	12.7	NA	±20	Average RF
Dibenz(a,h)anthracene	40.0	44.3	1.0008	1.1077	10.7	NA	±20	Average RF
Dibenzofuran	40.0	38.9	1.6285	1.5857	-2.6	NA	±20	Average RF
Diethyl Phthalate	40.0	38.7	1.306	1.264	-3.2	NA	±20	Average RF
Dimethyl Phthalate	40.0	39.7	1.281	1.2729	-0.6	NA	±20	Average RF
Fluoranthene	40.0	40.3	1.1621	1.1708	0.7	NA	±20	Average RF
Fluorene	40.0	40.7	1.3205	1.3428	1.7	NA	±20	Average RF
Hexachlorobenzene	40.0	36.7	0.2447	0.2244	-8.3	NA	±20	Average RF
Hexachlorobutadiene	40.0	39.5	0.1743	0.1722	-1.2	NA	±20	Average RF
Hexachlorocyclopentadiene	40.0	32.0	0.2628	0.2255	NA	-19.9	±20	Quadratic
Hexachloroethane	40.0	41.2	0.5818	0.5991	3.0	NA	±20	Average RF
Indeno(1,2,3-cd)pyrene	40.0	46.0	0.9331	1.072	14.9	NA	±20	Average RF
Isophorone	40.0	37.2	0.6756	0.6289	-6.9	NA	±20	Average RF
N-Nitrosodi-n-propylamine	40.0	36.6	1.0589	0.9683	-8.6	NA	±20	Average RF
N-Nitrosodiphenylamine	80.0	77.1	0.5976	0.5761	-3.6	NA	±20	Average RF
Naphthalene	40.0	38.8	1.0497	1.0171	-3.1	NA	±20	Average RF
Nitrobenzene	40.0	39.2	0.3627	0.3555	-2.0	NA	±20	Average RF
Pentachlorophenol (PCP)	40.0	26.7	0.1095	0.0756	NA	-33.3*	±20	Quadratic
Phenanthrene	40.0	39.3	1.0936	1.0741	-1.8	NA	±20	Average RF
Phenol	40.0	42.0	1.8428	1.9357	5.0	NA	±20	Average RF
Pyrene	40.0	42.7	1.2925	1.3784	6.6	NA	±20	Average RF

Analyte Name	Expected	Result	Average RF	CCV RF	% D	% Drift	Criteria	Curve Fit
2,4,6-Tribromophenol	40.0	38.5	0.1817	0.175	-3.7	NA	±20	Average RF
2-Fluorobiphenyl	40.0	40.4	1.3434	1.3554	0.9	NA	±20	Average RF
2-Fluorophenol	40.0	40.4	1.2962	1.3077	0.9	NA	±20	Average RF
Nitrobenzene-d5	40.0	40.9	0.3571	0.3648	2.2	NA	±20	Average RF
Phenol-d6	40.0	38.6	1.724	1.6655	-3.4	NA	±20	Average RF
Terphenyl-d14	40.0	40.0	0.9805	0.9802	0.0	NA	±20	Average RF

Client: LU Engineers **Service Request:**R2105887
Project: Orchard Street/4235-01

Analysis Run Log
Semivolatile Organic Compounds by GC/MS using Microwave Digestion

Analysis Method: **Analysis Lot:**727755
Instrument ID:R-MS-51

Raw Data File	Sample Name	Lab Code	Date Analyzed	Time Analyzed	Q
I:\ACQUDATA\5973A\DATA\061621 \EE107.D\	ZZZZZZZ	ZZZZZZZ	6/16/2021	14:16:00	
I:\ACQUDATA\5973A\DATA\061621 \EE108.D\	Continuing Calibration Verification	RQ2106898-02	6/16/2021	14:40:00	
I:\ACQUDATA\5973A\DATA\061621 \EE110.D\	Method Blank	RQ2106778-01	6/16/2021	15:52:00	
I:\ACQUDATA\5973A\DATA\061621 \EE112.D\	Duplicate Lab Control Sample	RQ2106778-03	6/16/2021	16:47:00	
I:\ACQUDATA\5973A\DATA\061621 \EE113.D\	ZZZZZZZ	ZZZZZZZ	6/16/2021	17:16:00	
I:\ACQUDATA\5973A\DATA\061621 \EE114.D\	ZZZZZZZ	ZZZZZZZ	6/16/2021	17:43:00	
I:\ACQUDATA\5973A\DATA\061621 \EE115.D\	ZZZZZZZ	ZZZZZZZ	6/16/2021	18:12:00	
I:\ACQUDATA\5973A\DATA\061621 \EE116.D\	ZZZZZZZ	ZZZZZZZ	6/16/2021	18:41:00	
I:\ACQUDATA\5973A\DATA\061621 \EE117.D\	ZZZZZZZ	ZZZZZZZ	6/16/2021	19:09:00	
I:\ACQUDATA\5973A\DATA\061621 \EE118.D\	TP-01 (350)	R2105887-001	6/16/2021	19:38:00	
I:\ACQUDATA\5973A\DATA\061621 \EE119.D\	TP-07 (350)	R2105887-005	6/16/2021	20:07:00	
I:\ACQUDATA\5973A\DATA\061621 \EE121.D\	TP-12 (350)	R2105887-009	6/16/2021	21:04:00	
I:\ACQUDATA\5973A\DATA\061621 \EE125.D\	TP-08 (370)	R2105887-015	6/16/2021	22:59:00	
I:\ACQUDATA\5973A\DATA\061621 \EE126.D\	TP-10+11 (370)	R2105887-019	6/16/2021	23:28:00	
I:\ACQUDATA\5973A\DATA\061621 \EE127.D\	TP-10+11 (370) MS	RQ2106778-04	6/16/2021	23:56:00	
I:\ACQUDATA\5973A\DATA\061621 \EE128.D\	TP-10+11 (370) DMS	RQ2106778-05	6/17/2021	00:25:00	
I:\ACQUDATA\5973A\DATA\061621 \EE129.D\	Field Duplicate	R2105887-021	6/17/2021	00:53:00	

Client: LU Engineers **Service Request:**R2105887
Project: Orchard Street/4235-01

Analysis Run Log
Semivolatile Organic Compounds by GC/MS using Microwave Digestion

Analysis Method: **Analysis Lot:**727817
Instrument ID:R-MS-51

Raw Data File	Sample Name	Lab Code	Date Analyzed	Time Analyzed	Q
I:\ACQUDATA\5973A\DATA\061721 \EE132.D\	ZZZZZZZ	ZZZZZZZ	6/17/2021	09:59:00	
I:\ACQUDATA\5973A\DATA\061721 \EE135.D\	Continuing Calibration Verification	RQ2107054-04	6/17/2021	11:20:00	
I:\ACQUDATA\5973A\DATA\061721 \EE140.D\	Lab Control Sample	RQ2106778-02	6/17/2021	13:49:00	
I:\ACQUDATA\5973A\DATA\061721 \EE142.D\	TP-10 (350)	R2105887-007	6/17/2021	16:10:00	
I:\ACQUDATA\5973A\DATA\061721 \EE143.D\	TP-01 (370)	R2105887-010	6/17/2021	16:38:00	
I:\ACQUDATA\5973A\DATA\061721 \EE144.D\	TP-05+06 (370/350)	R2105887-012	6/17/2021	17:07:00	
I:\ACQUDATA\5973A\DATA\061721 \EE145.D\	TP-06 (370)	R2105887-013	6/17/2021	17:34:00	

Analysis: 8270/625 Analyst: [illegible] Run Method: 8270A /Tune
Date: 6/16/2021 Instr. 5973A R-MS-51 Quant Method: 8270041621A5.M
Syringes: LIMS Run#: 217755

Pos.	Sample	Diln.	Stds. ID	File#	OK?	Comments
				FF163	—	
1	Blk			04	(N)	change line
2	Tune			05	—	
1	Blk		216735	06	(N)	
2	Tune			07	YT	
2	Tune		217752	08	YCC	
3	CW		217669	09	YCC	
4	CW phenols		381371	10	Y	
5	R0210672S-01	Blk		11	(N)	Surr R rpt
6	↓ -02	LCS		12	YCC	
7	↓ -03	LCSD		13	Y	
8	R210572-9-001RE			14	Y	
9	R210586-001			15	Y	
10	↓ -002			16	Y	
11	↓ -003			17	Y	
12	↓ -004			18	Y	
13	R210587-001			19	Y	
14	↓ -005			20	(N)	Rpt 1/2
15	↓ -007			21	Y	
16	↓ -009			22	(N)	rpt
17	↓ -010			23	(N)	↓
18	↓ -012			24	(N)	
19	↓ -013			25	Y	
20	↓ -015			26	Y	
21	↓ -019			27	Y	
22	↓ -019MS			28	Y	
23	↓ -019MSD			29	Y	
24	↓ -021			30	(N)	rpt per 23%
25	R210563-003		351095			

JM 6/17/2021

All samples = 1 mL + 10 uL Combined IS/Surr.: 217561

Primary : exp: Secondary : exp:
Primary: exp: Secondary : exp:
Reagents:

Runlog GCEXT r2 4/27/17
O-1056 Page 89 of 150

Analysis: 8270/625	**Analyst:** [illegible]	**Run Method:** 8270A /Tune	
Date: 6/17/2021	**Instr.** 5973A R-MS-51	**Quant Method:** 5270D4167A.M	
Syringes:		**LIMS Run#:**	727817

Pos.	Sample	Diln.	Stds. ID	File#	OK?	Comments
1	Blk			EE131	—	
2	Tune		216735	32	Y	
3	CW		217752	33	(N)	remake
4	CW Phenols		217669	34	YCC	
5	CW		217786	35	YCC	
6	RQ2106534-01	Blk	381040	36	(N)	rerun
7	MDLV 1 ppm			37		
8	10 ppm			38		
9	20 ppm			39		
10	RQ2106778-02	LCS	381371	40	YQ	Surr ↑
11	R2105632-003		381098(DCI)	41	(N)	RPT PCP >30% ↓
12	R2105887-007	2.0	381371	42	Y	
13	—010			43	Y	
14	—012			44	Y	
15	—013			45	Y	
1	Blk			46-49		

MM 6/24/21

All samples = 1 mL + 10 uL Combined IS/Surr.; 217561

Primary :_____ exp: Secondary :_____ exp:

Primary:_____ exp: Secondary :_____ exp:

Reagents:

Runlog GCEXT r2 4/27/17

ALS Group USA, Corp.
dba ALS Environmental

Prep Summary Report

Client: LU Engineers **Service Request:**R2105887
Project: Orchard Street/4235-01
Sample Matrix: Soil

Semivolatile Organic Compounds by GC/MS using Microwave Digestion

Prep Method: EPA 3546 **Extraction Lot:** 381371
Analytical Method: 8270D **Extraction Date:** 06/15/21 08:52

Sample Name	Lab Code	Date Collected	Date Received	Sample Amount	Final Amount	Percent Solids
TP-01 (350)	R2105887-001	6/3/21	6/11/21	14.9200 g	1 mL	87.5
TP-07 (350)	R2105887-005	6/3/21	6/11/21	14.1400 g	1 mL	87.5
TP-10 (350)	R2105887-007	6/3/21	6/11/21	14.2200 g	1 mL	81.5
TP-12 (350)	R2105887-009	6/3/21	6/11/21	14.4900 g	1 mL	85.9
TP-01 (370)	R2105887-010	6/3/21	6/11/21	15.3000 g	1 mL	84.1
TP-05+06 (370/350)	R2105887-012	6/4/21	6/11/21	14.6100 g	1 mL	87.5
TP-06 (370)	R2105887-013	6/4/21	6/11/21	14.6900 g	1 mL	79.7
TP-08 (370)	R2105887-015	6/4/21	6/11/21	14.7600 g	1 mL	85.3
TP-10+11 (370)	R2105887-019	6/4/21	6/11/21	15.8200 g	1 mL	86.0
Field Duplicate	R2105887-021	NA	6/11/21	14.2700 g	1 mL	87.6
Method Blank	RQ2106778-01MB	NA	NA	14.9600 g	1 mL	
Lab Control Sample	RQ2106778-02LCS	NA	NA	14.4300 g	1 mL	
Duplicate Lab Control Sample	RQ2106778-03DLCS	NA	NA	14.1200 g	1 mL	
Matrix Spike	RQ2106778-04MS	6/4/21	6/11/21	15.3400 g	1 mL	86.0
Duplicate Matrix Spike	RQ2106778-05DMS	6/4/21	6/11/21	15.0400 g	1 mL	86.0

Preparation Information Benchsheet

Prep Run#: 381371
Team: Semivoa GCMS/KSERCU

Prep WorkFlow: OrgExtS(14)
Prep Method: EPA 3546

Status: Prepped
Prep Date/Time: 6/15/21 08:52

#	Lab Code	Client ID	B#	Amt. Ext.	Method /Test	pH	AE	BN	Final Vol	Sample Desc. (Initial/Final)	SpikeAmt./Inv. ID	Comments
1	RQ2106778-01	MB		14.9600g	8270D/SVO MW				1.00mL	sand	0.5000 mL/216974; 10.0000 uL/217561	
2	RQ2106778-02	LCS		14.4300g	8270D/SVO MW				1.00mL	sand	0.5000 mL/217690; 10.0000 uL/217561; 0.5000 mL/216974; 0.5000 mL/217059	
3	RQ2106778-03	DLCS		14.1200g	8270D/SVO MW				1.00mL	sand	0.5000 mL/217690; 0.5000 mL/217059; 0.5000 mL/216974; 10.0000 uL/217561	
4	R2105729-001RE	BSA Yearly Cake	.08	3.1000g	8270D/SVO MW				1.00mL	black wet fluff	0.5000 mL/216974; 10.0000 uL/217561	sample reduced due to nature of the sample
5	R2105866-001	SB-01 (0-2)	.01	14.1000g	8270D/SVO MW				1.00mL	moist clumpy brown dirt, pebbles	10.0000 uL/217561; 0.5000 mL/216974	
6	R2105866-002	SB-02 (6-7)	.01	14.6400g	8270D/SVO MW				1.00mL	moist clumpy brown dirt, pebbles	10.0000 uL/217561; 0.5000 mL/216974	
7	R2105866-003	SB-03 (5-6)	.02	14.6500g	8270D/SVO MW				1.00mL	wet mud, pebbles	0.5000 mL/216974; 10.0000 uL/217561	
8	R2105866-004	SB-04 (5)	.01	14.8500g	8270D/SVO MW				1.00mL	moist gray/brown mud, pebbles	10.0000 uL/217561; 0.5000 mL/216974	
9	R2105887-001	TP-01 (350)	.02	14.9200g	8270D/SVO MW				1.00mL	moist dirt, pebbles	10.0000 uL/217561; 0.5000 mL/216974	
10	R2105887-005	TP-07 (350)	.03	14.1400g	8270D/SVO MW				1.00mL	moist dirt, pebbles	0.5000 mL/216974; 10.0000 uL/217561	
11	R2105887-007	TP-10 (350)	.02	14.2200g	8270D/SVO MW				1.00mL	hard clumpy dirt, rocks, moist	0.5000 mL/216974; 10.0000 uL/217561	
12	R2105887-009	TP-12 (350)	.02	14.4900g	8270D/SVO MW				1.00mL	hard clumpy dirt, rocks, moist	0.5000 mL/216974; 10.0000 uL/217561	
13	R2105887-010	TP-01 (370)	.05	15.3000g	8270D/SVO MW				1.00mL	wet mud, rocks	0.5000 mL/216974; 10.0000 uL/217561	
14	R2105887-012	TP-05+06 (370/350)	.03	14.6100g	8270D/SVO MW				1.00mL	clumpy dirt, rocks	10.0000 uL/217561; 0.5000 mL/216974	
15	R2105887-013	TP-06 (370)	.02	14.6900g	8270D/SVO MW				1.00mL	wet mud, rocks	0.5000 mL/216974; 10.0000 uL/217561	
16	R2105887-015	TP-08 (370)	.02	14.7600g	8270D/SVO MW				1.00mL	wet mud, rocks	0.5000 mL/216974; 10.0000 uL/217561	
17	R2105887-019	TP-10+11 (370)	.12	15.8200g	8270D/SVO MW				1.00mL	dirt, pebbles	0.5000 mL/216974; 10.0000 uL/217561	
18	RQ2106778-04	R2105887-019 MS	.12	15.3400g	8270D/SVO MW				1.00mL	dirt, pebbles	0.5000 mL/217059; 10.0000 uL/217561; 0.5000 mL/217690; 0.5000 mL/216974	
19	RQ2106778-05	R2105887-019 DMS	.12	15.0400g	8270D/SVO MW				1.00mL	dirt, pebbles	10.0000 uL/217561; 0.5000 mL/217059; 0.5000 mL/217690; 0.5000 mL/216974	
20	R2105887-021	Field Duplicate	.03	14.2700g	8270D/SVO MW				1.00mL	moist mud, pebbles	10.0000 uL/217561; 0.5000 mL/216974	

Spiking Solutions

Preparation Information Benchsheet

Prep Run#: 381371
Team: Semivoa GCMS/KSERCU

Prep WorkFlow: OrgExtS(14)
Prep Method: EPA 3546

Status: Prepped
Prep Date/Time: 6/15/21 08:52

Name:	8270 Soil Surrogate 100-200ppm	Inventory ID	216974	Logbook Ref:	Expires On:	10/31/2021	
Name:	8270 LCS-NSI	Inventory ID	217059	Logbook Ref:	Expires On:	10/31/2021	Lot #: 210409
Name:	Semivolatile Internal Standard 4000 ug/m	Inventory ID	217561	Logbook Ref:	Expires On:	01/31/2024	Lot #: 210128
Name:	OLM/SOM additionals Spike 100ppm	Inventory ID	217690	Logbook Ref:	Expires On:	08/31/2021	

Preparation Materials

Eppendorf Pipette Repeater	EXT #20 (201733)	2mL Graduated Vials	(216570)	50:50 Dichloromethane:Acetone	(217222)
Prepared Sodium Sulfate Na2SO4	(217223)	SVOA BALANCE	R-BALANCE-05 (12939)	Dichloromethane (Methylene Chloride) 99.9% MeCl2	(217697)
Sand Reagent Grade	(216869)				

Preparation Steps

Step:	Extraction	Step:	Concentration	Step:	Extraction Complete
Started:	6/15/21 08:52	Started:	6/16/21 13:12	Started:	6/16/21 16:25
Finished:	6/15/21 17:20	Finished:	6/16/21 16:25	Finished:	6/16/21 16:25
By:	KSERCU	By:	KSERCU	By:	KSERCU
Comments		Comments		Comments	

Comments:

Reviewed By: Date: 6/21/2021 Spike Witness: VSTAUFFER Date:

Chain of Custody

Relinquished By: Date:

Received By: Date:

Extracts Examined
Yes No

Semivolatile Organic Compounds by GC

ALS Environmental—Rochester Laboratory
1565 Jefferson Road, Building 300, Suite 360, Rochester, NY 14623
Phone (585) 288-5380 Fax (585) 288-8475
www.alsglobal.com

ALS Group USA, Corp.
dba ALS Environmental

Analytical Report

Client:	LU Engineers	**Service Request:**	R2105887
Project:	Orchard Street/4235-01	**Date Collected:**	06/03/21 15:00
Sample Matrix:	Soil	**Date Received:**	06/11/21 17:15
Sample Name:	TP-07 (350)	**Units:**	ug/Kg
Lab Code:	R2105887-005	**Basis:**	Dry

Chlorinated Herbicides by GC

Analysis Method: 8151A
Prep Method: Method

Analyte Name	Result	MRL	MDL	Dil.	Date Analyzed	Date Extracted	Q
2,4,5-TP	11 U	11	5.2	1	06/21/21 18:16	6/17/21	
Pentachlorophenol (PCP)	11 U	11	7.2	1	06/21/21 18:16	6/17/21	

Surrogate Name	% Rec	Control Limits	Date Analyzed	Q
DCAA	87	10 - 151	06/21/21 18:16	

ALS Group USA, Corp.
dba ALS Environmental

Analytical Report

Client:	LU Engineers	**Service Request:**	R2105887
Project:	Orchard Street/4235-01	**Date Collected:**	06/04/21 11:00
Sample Matrix:	Soil	**Date Received:**	06/11/21 17:15
Sample Name:	TP-05+06 (370/350)	**Units:**	ug/Kg
Lab Code:	R2105887-012	**Basis:**	Dry

Chlorinated Herbicides by GC

Analysis Method: 8151A
Prep Method: Method

Analyte Name	Result	MRL	MDL	Dil.	Date Analyzed	Date Extracted	Q
2,4,5-TP	11 U	11	5.2	1	06/21/21 18:36	6/17/21	
Pentachlorophenol (PCP)	11 U	11	7.3	1	06/21/21 18:36	6/17/21	

Surrogate Name	% Rec	Control Limits	Date Analyzed	Q
DCAA	95	10 - 151	06/21/21 18:36	

ALS Group USA, Corp.
dba ALS Environmental

Analytical Report

Client:	LU Engineers	**Service Request:**	R2105887
Project:	Orchard Street/4235-01	**Date Collected:**	06/04/21 09:30
Sample Matrix:	Soil	**Date Received:**	06/11/21 17:15
Sample Name:	TP-10+11 (370)	**Units:**	ug/Kg
Lab Code:	R2105887-019	**Basis:**	Dry

Chlorinated Herbicides by GC

Analysis Method: 8151A
Prep Method: Method

Analyte Name	Result	MRL	MDL	Dil.	Date Analyzed	Date Extracted	Q
2,4,5-TP	12 U	12	5.3	1	06/21/21 18:56	6/17/21	
Pentachlorophenol (PCP)	12 U	12	7.5	1	06/21/21 18:56	6/17/21	

Surrogate Name	% Rec	Control Limits	Date Analyzed	Q
DCAA	82	10 - 151	06/21/21 18:56	

1st AF 06/22/21
2nd DM 06/22/21

Quantitation Report (Qedit)

Data Path : I:\ACQUDATA\6890D\DATA\062121\
Data File : GH3975.D
Signal(s) : Signal #1: ECD1A.CH Signal #2: ECD2B.CH
Acq On : 21 Jun 2021 6:16 pm
Operator : AFelser
Sample : R2105887-005
Misc : 381511
ALS Vial : 10 Sample Multiplier: 1

Integration File signal 1: EVENTS.E
Integration File signal 2: EVENT1.E
Quant Time: Jun 22 10:00:25 2021
Quant Method : I:\ACQUDATA\6890D\METHODS\HERB042721.M
Quant Title : 8151 Herbicides
QLast Update : Wed Apr 28 09:42:47 2021
Response via : Initial Calibration
Integrator: ChemStation 6890 Scale Mode: Large solvent peaks clipped

Volume Inj. : 2uL
Signal #1 Phase : DB-1701 Signal #2 Phase: DB-17
Signal #1 Info : .32 mm Signal #2 Info : .32 mm

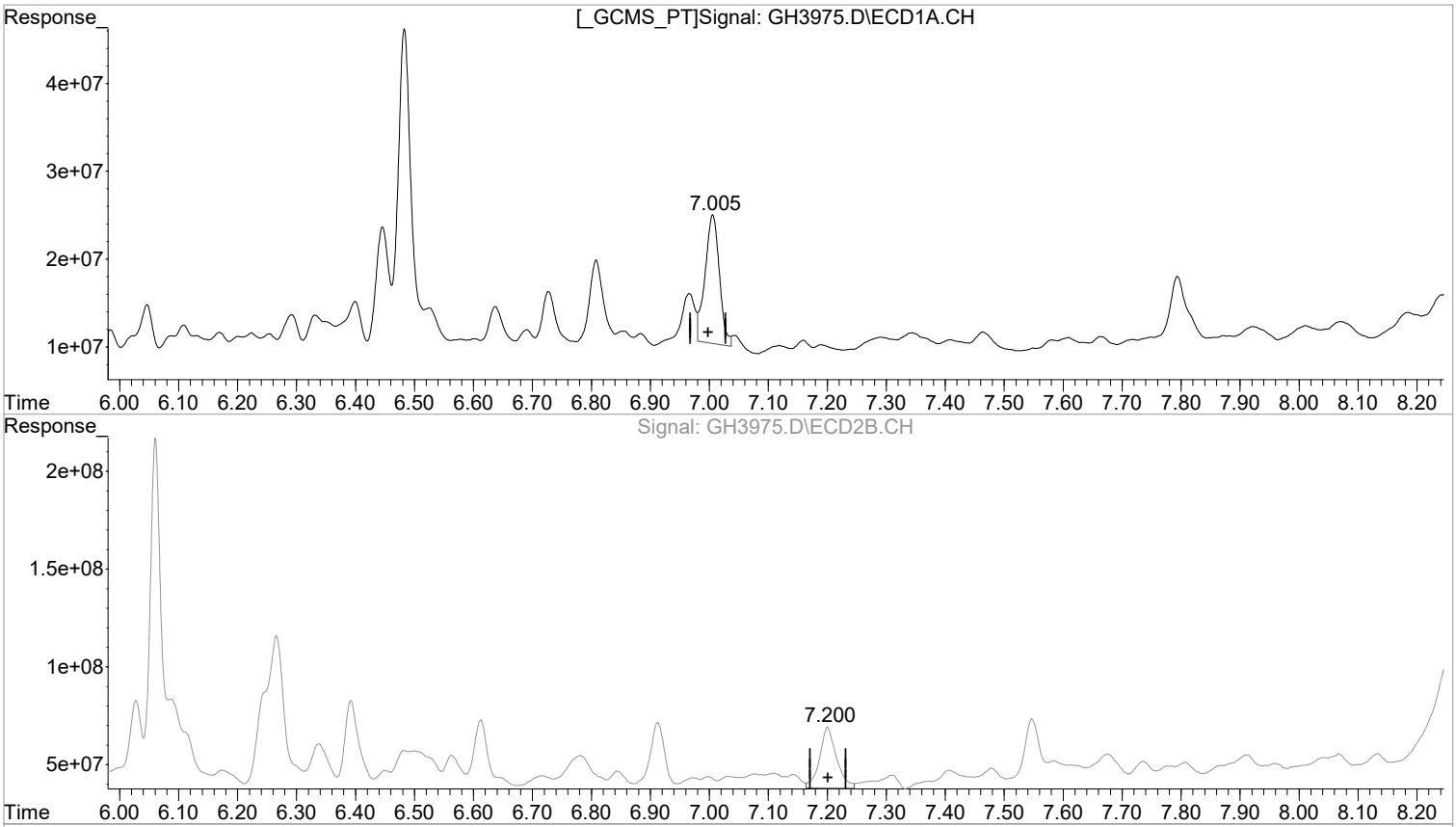

(5) Pentachlorophenol (T)
7.005min 11.849 ug/L m
response 246130398

(5) Pentachlorophenol#2 (T)
7.200min 8.088 ug/L
response 624139931

Manual Integration:
After
Poor integration.
06/22/21

(+) = Expected Retention Time

1st AF 06/22/21
2nd DM 06/22/21

Quantitation Report (Qedit)

Data Path : I:\ACQUDATA\6890D\DATA\062121\
Data File : GH3975.D
Signal(s) : Signal #1: ECD1A.CH Signal #2: ECD2B.CH
Acq On : 21 Jun 2021 6:16 pm
Operator : AFelser
Sample : R2105887-005
Misc : 381511
ALS Vial : 10 Sample Multiplier: 1

Integration File signal 1: EVENTS.E
Integration File signal 2: EVENT1.E
Quant Time: Jun 22 10:00:25 2021
Quant Method : I:\ACQUDATA\6890D\METHODS\HERB042721.M
Quant Title : 8151 Herbicides
QLast Update : Wed Apr 28 09:42:47 2021
Response via : Initial Calibration
Integrator: ChemStation 6890 Scale Mode: Large solvent peaks clipped

Volume Inj. : 2uL
Signal #1 Phase : DB-1701 Signal #2 Phase: DB-17
Signal #1 Info : .32 mm Signal #2 Info : .32 mm

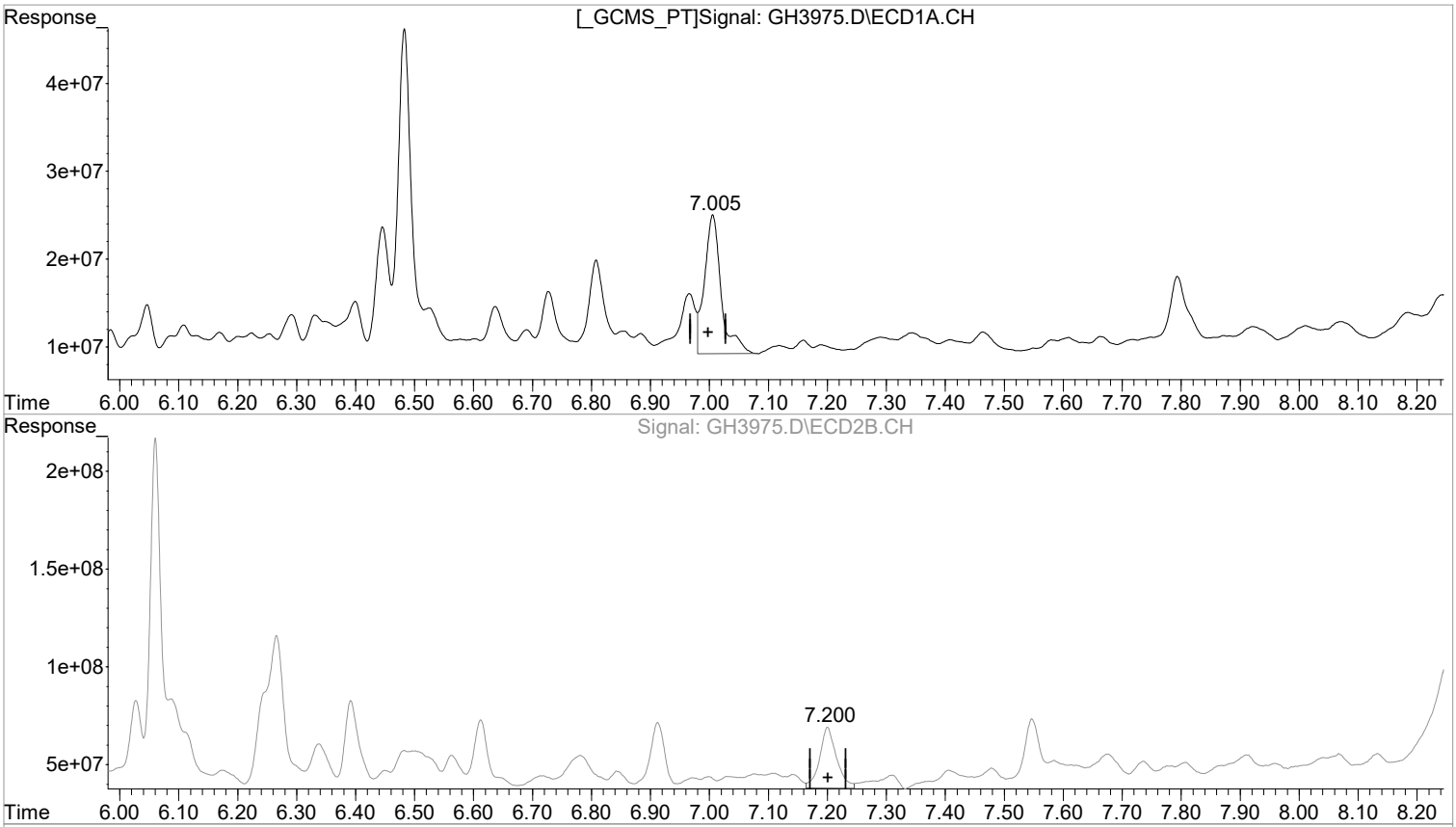

(5) Pentachlorophenol (T)
7.006min 14.975 ug/L
response 311064795

Manual Integration:
Before

06/22/21

(5) Pentachlorophenol#2 (T)
7.200min 8.088 ug/L
response 624139931

(+) = Expected Retention Time

1st AF 06/22/21
2nd DM 06/22/21

Quantitation Report (QT Reviewed)

Data Path : I:\ACQUDATA\6890D\DATA\062121\
Data File : GH3975.D
Signal(s) : Signal #1: ECD1A.CH Signal #2: ECD2B.CH
Acq On : 21 Jun 2021 6:16 pm
Operator : AFelser
Sample : R2105887-005
Misc : 381511
ALS Vial : 10 Sample Multiplier: 1

Integration File signal 1: EVENTS.E
Integration File signal 2: EVENT1.E
Quant Time: Jun 22 10:00:25 2021
Quant Method : I:\ACQUDATA\6890D\METHODS\HERB042721.M
Quant Title : 8151 Herbicides
QLast Update : Wed Apr 28 09:42:47 2021
Response via : Initial Calibration
Integrator: ChemStation 6890 Scale Mode: Large solvent peaks clipped

Volume Inj. : 2uL
Signal #1 Phase : DB-1701 Signal #2 Phase: DB-17
Signal #1 Info : .32 mm Signal #2 Info : .32 mm

Compound	RT#1	RT#2	Resp#1	Resp#2	ug/l	ug/l
System Monitoring Compounds						
1) S SURR1,DCAA	5.693	5.797	573.0E6	2168.7E6	433.647	457.166
Spiked Amount 100.000			Recovery	=	433.65%	457.17%
Target Compounds						
5) T Pentachlo...	7.005	7.200	246.1E6	624.1E6	11.849m	8.088 #

(f)=RT Delta > 1/2 Window (#)=Amounts differ by > 25% (m)=manual int.

Quantitation Report (QT Reviewed)

Data Path : I:\ACQUDATA\6890D\DATA\062121\
Data File : GH3975.D
Signal(s) : Signal #1: ECD1A.CH Signal #2: ECD2B.CH
Acq On : 21 Jun 2021 6:16 pm
Operator : AFelser
Sample : R2105887-005
Misc : 381511
ALS Vial : 10 Sample Multiplier: 1

Integration File signal 1: EVENTS.E
Integration File signal 2: EVENT1.E
Quant Time: Jun 22 10:00:25 2021
Quant Method : I:\ACQUDATA\6890D\METHODS\HERB042721.M
Quant Title : 8151 Herbicides
QLast Update : Wed Apr 28 09:42:47 2021
Response via : Initial Calibration
Integrator: ChemStation 6890 Scale Mode: Large solvent peaks clipped

Volume Inj. : 2uL
Signal #1 Phase : DB-1701 Signal #2 Phase: DB-17
Signal #1 Info : .32 mm Signal #2 Info : .32 mm

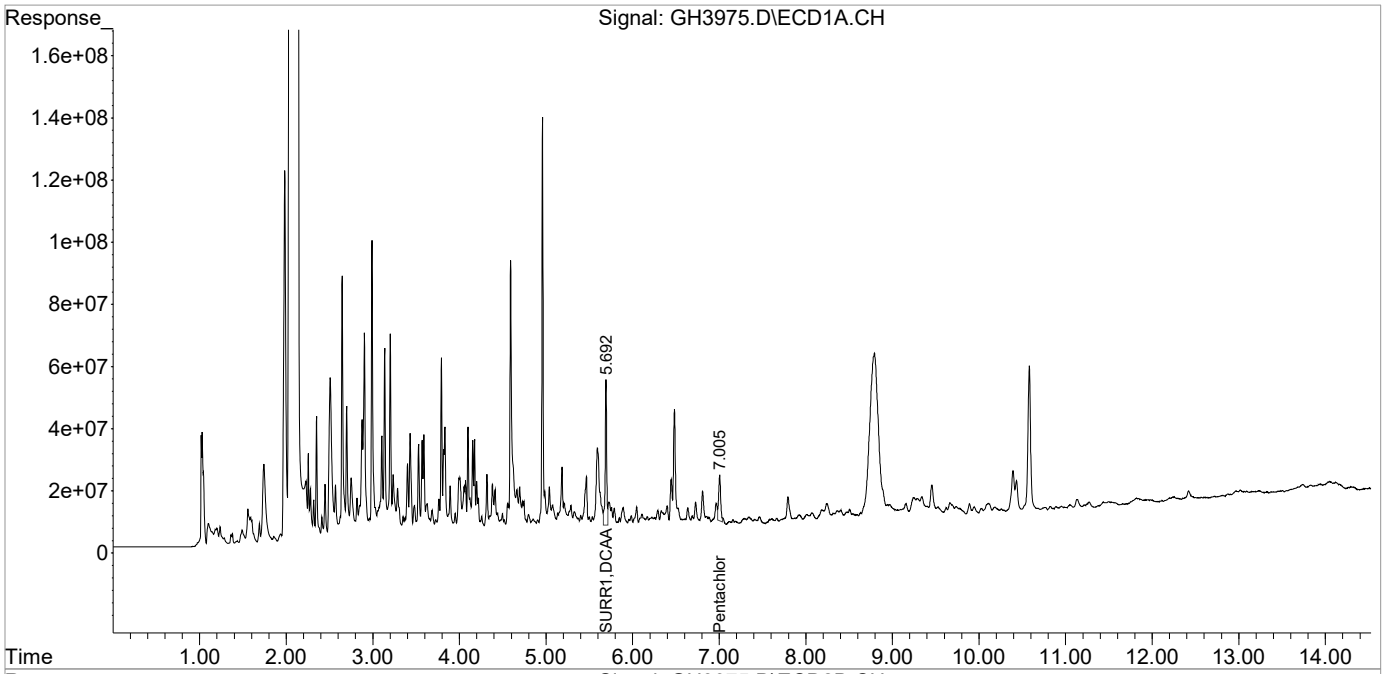

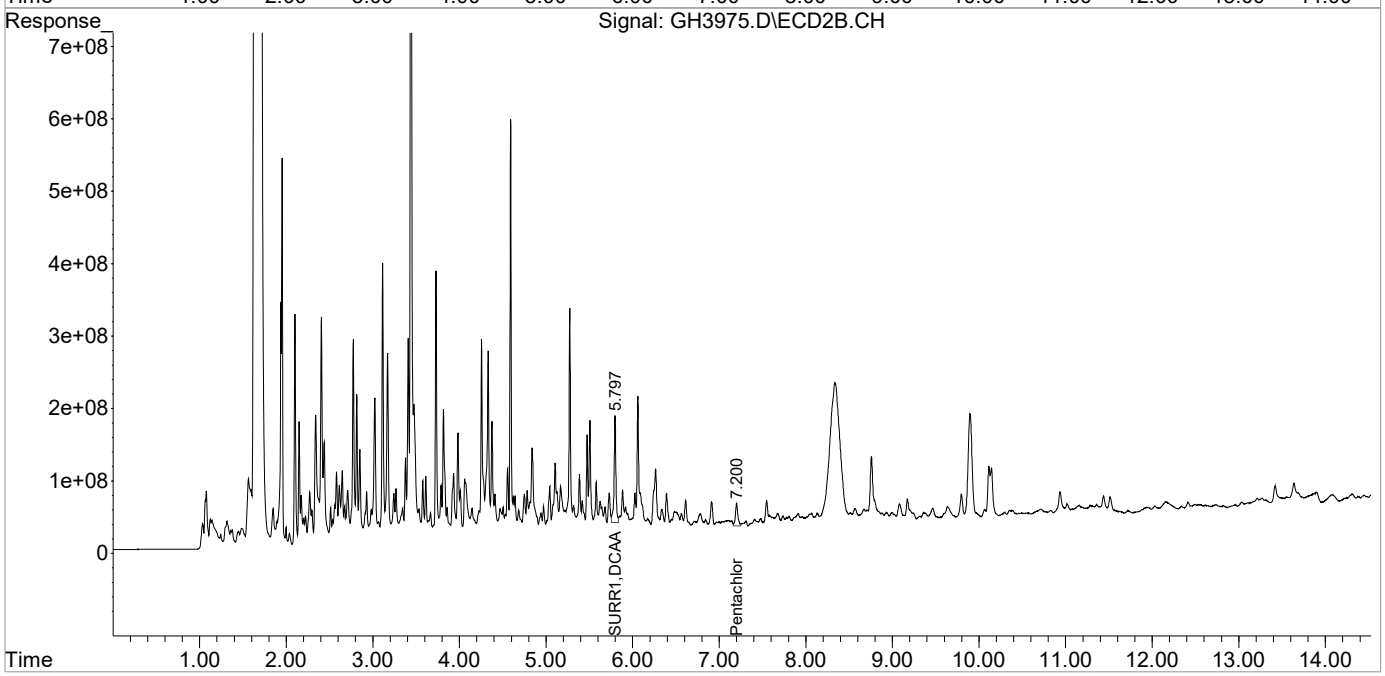

1st AF 06/22/21
2nd DM 06/22/21

Quantitation Report (Qedit)

Data Path : I:\ACQUDATA\6890D\DATA\062121\
Data File : GH3976.D
Signal(s) : Signal #1: ECD1A.CH Signal #2: ECD2B.CH
Acq On : 21 Jun 2021 6:36 pm
Operator : AFelser
Sample : R2105887-012
Misc : 381511
ALS Vial : 11 Sample Multiplier: 1

Integration File signal 1: EVENTS.E
Integration File signal 2: EVENT1.E
Quant Time: Jun 22 10:00:27 2021
Quant Method : I:\ACQUDATA\6890D\METHODS\HERB042721.M
Quant Title : 8151 Herbicides
QLast Update : Wed Apr 28 09:42:47 2021
Response via : Initial Calibration
Integrator: ChemStation 6890 Scale Mode: Large solvent peaks clipped

Volume Inj. : 2uL
Signal #1 Phase : DB-1701 Signal #2 Phase: DB-17
Signal #1 Info : .32 mm Signal #2 Info : .32 mm

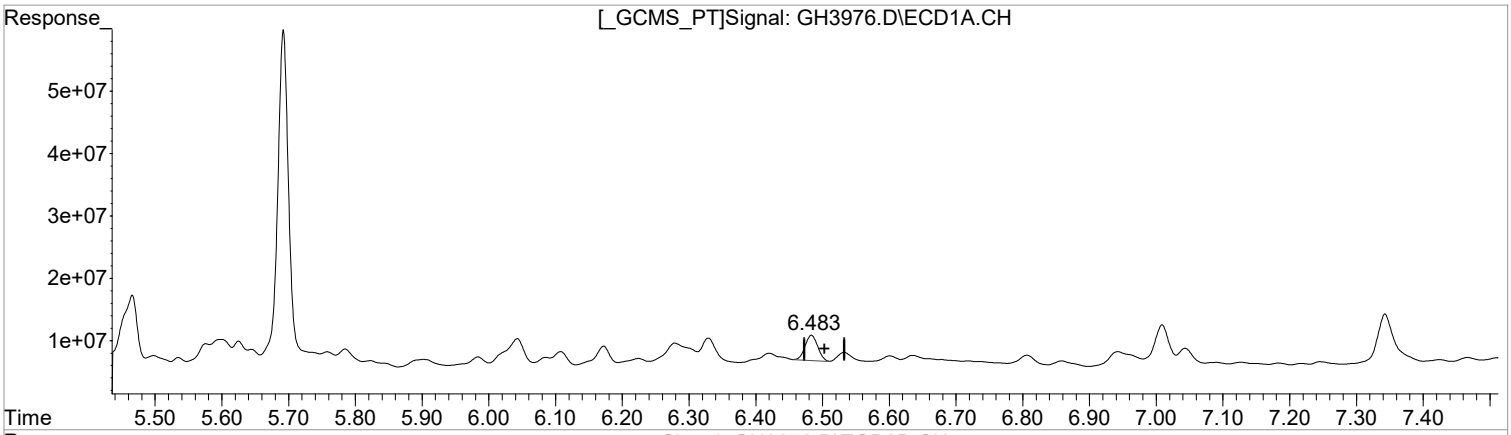

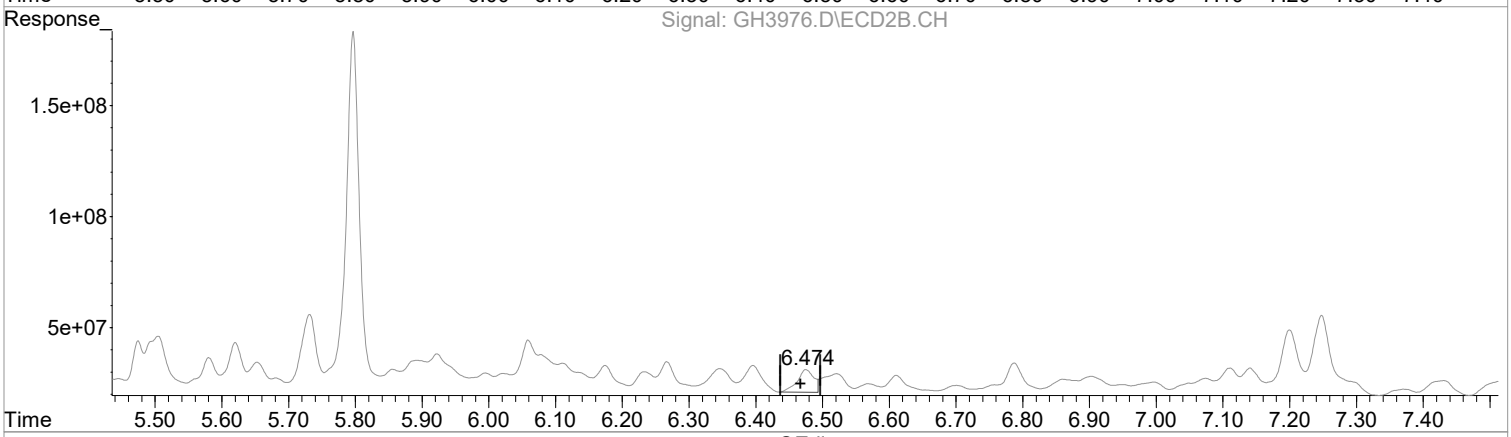

(3) Dichloroprop (T)
6.483min 37.762 ug/L m
response 54254934

(3) Dichloroprop#2 (T)
6.476min 33.293 ug/L
response 176883558

Manual Integration:
After
Poor integration.
06/22/21

(+) = Expected Retention Time

1st AF 06/22/21
2nd DM 06/22/21

Quantitation Report (Qedit)

Data Path : I:\ACQUDATA\6890D\DATA\062121\
Data File : GH3976.D
Signal(s) : Signal #1: ECD1A.CH Signal #2: ECD2B.CH
Acq On : 21 Jun 2021 6:36 pm
Operator : AFelser
Sample : R2105887-012
Misc : 381511
ALS Vial : 11 Sample Multiplier: 1

Integration File signal 1: EVENTS.E
Integration File signal 2: EVENT1.E
Quant Time: Jun 22 10:00:27 2021
Quant Method : I:\ACQUDATA\6890D\METHODS\HERB042721.M
Quant Title : 8151 Herbicides
QLast Update : Wed Apr 28 09:42:47 2021
Response via : Initial Calibration
Integrator: ChemStation 6890 Scale Mode: Large solvent peaks clipped

Volume Inj. : 2uL
Signal #1 Phase : DB-1701 Signal #2 Phase: DB-17
Signal #1 Info : .32 mm Signal #2 Info : .32 mm

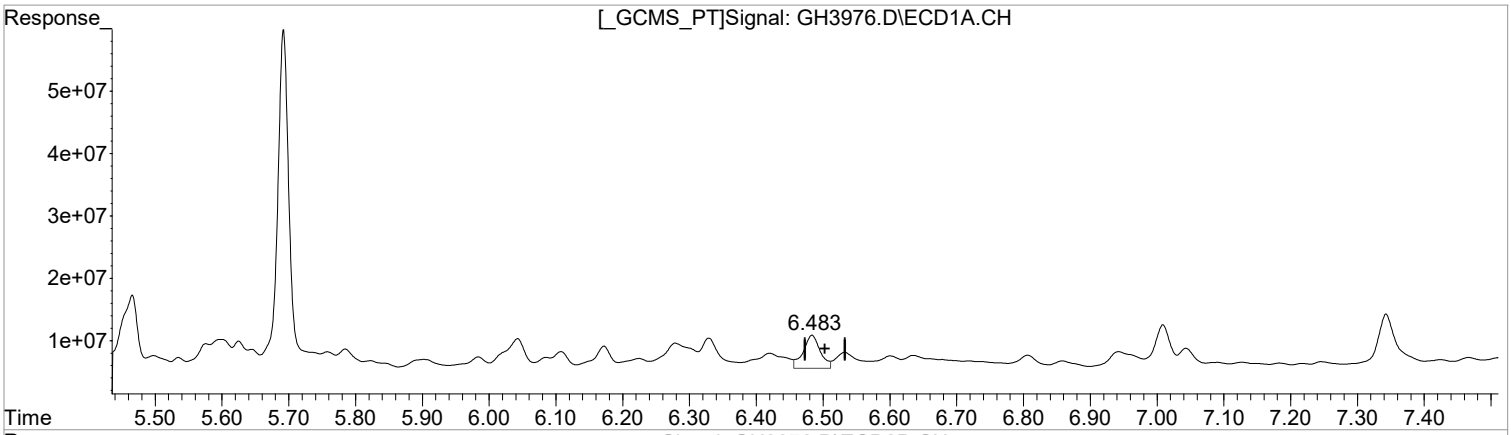

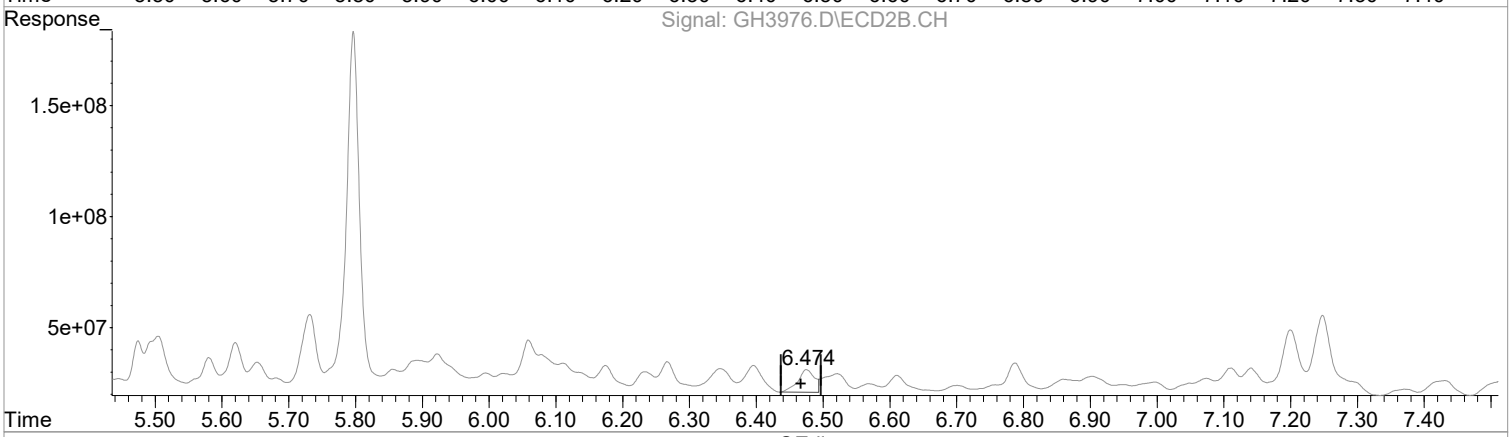

QEdit

(3) Dichloroprop (T)
6.484min 65.336 ug/L
response 93872357

(3) Dichloroprop#2 (T)
6.476min 33.293 ug/L
response 176883558

Manual Integration:
Before

06/22/21

(+) = Expected Retention Time

1st AF 06/22/21
2nd DM 06/22/21

Quantitation Report (Qedit)

Data Path : I:\ACQUDATA\6890D\DATA\062121\
Data File : GH3976.D
Signal(s) : Signal #1: ECD1A.CH Signal #2: ECD2B.CH
Acq On : 21 Jun 2021 6:36 pm
Operator : AFelser
Sample : R2105887-012
Misc : 381511
ALS Vial : 11 Sample Multiplier: 1

Integration File signal 1: EVENTS.E
Integration File signal 2: EVENT1.E
Quant Time: Jun 22 10:00:27 2021
Quant Method : I:\ACQUDATA\6890D\METHODS\HERB042721.M
Quant Title : 8151 Herbicides
QLast Update : Wed Apr 28 09:42:47 2021
Response via : Initial Calibration
Integrator: ChemStation 6890 Scale Mode: Large solvent peaks clipped

Volume Inj. : 2uL
Signal #1 Phase : DB-1701 Signal #2 Phase: DB-17
Signal #1 Info : .32 mm Signal #2 Info : .32 mm

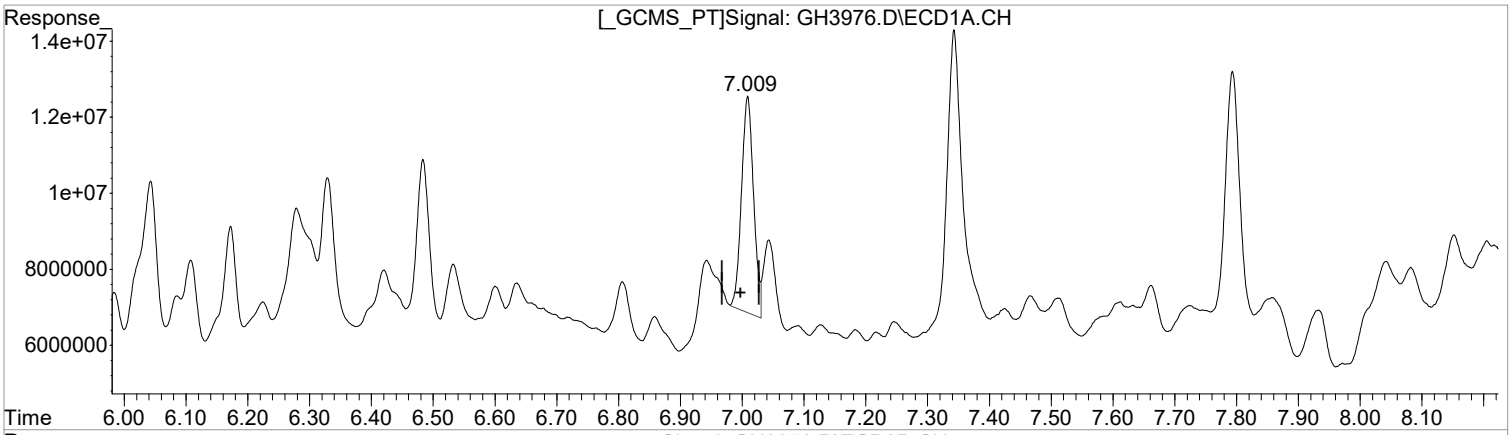

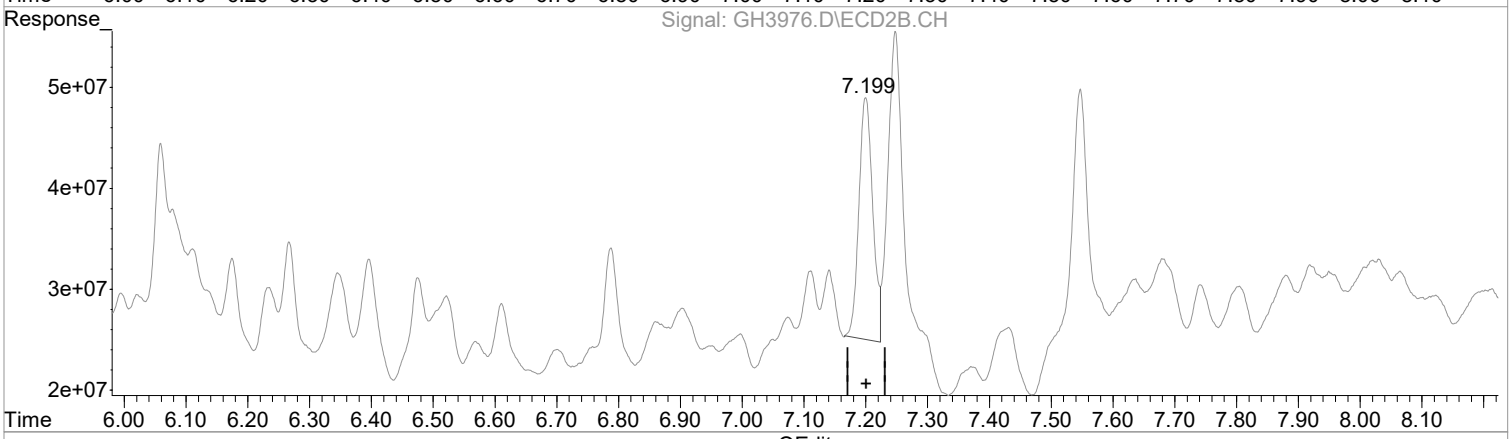

QEdit

(5) Pentachlorophenol (T)
7.009min 3.721 ug/L m
response 77288583

(5) Pentachlorophenol#2 (T)
7.199min 4.837 ug/L m
response 373259440

Manual Integration:
After
Poor integration.
06/22/21

(+) = Expected Retention Time

1st AF 06/22/21
2nd DM 06/22/21

Quantitation Report (Qedit)

Data Path : I:\ACQUDATA\6890D\DATA\062121\
Data File : GH3976.D
Signal(s) : Signal #1: ECD1A.CH Signal #2: ECD2B.CH
Acq On : 21 Jun 2021 6:36 pm
Operator : AFelser
Sample : R2105887-012
Misc : 381511
ALS Vial : 11 Sample Multiplier: 1

Integration File signal 1: EVENTS.E
Integration File signal 2: EVENT1.E
Quant Time: Jun 22 10:00:27 2021
Quant Method : I:\ACQUDATA\6890D\METHODS\HERB042721.M
Quant Title : 8151 Herbicides
QLast Update : Wed Apr 28 09:42:47 2021
Response via : Initial Calibration
Integrator: ChemStation 6890 Scale Mode: Large solvent peaks clipped

Volume Inj. : 2uL
Signal #1 Phase : DB-1701 Signal #2 Phase: DB-17
Signal #1 Info : .32 mm Signal #2 Info : .32 mm

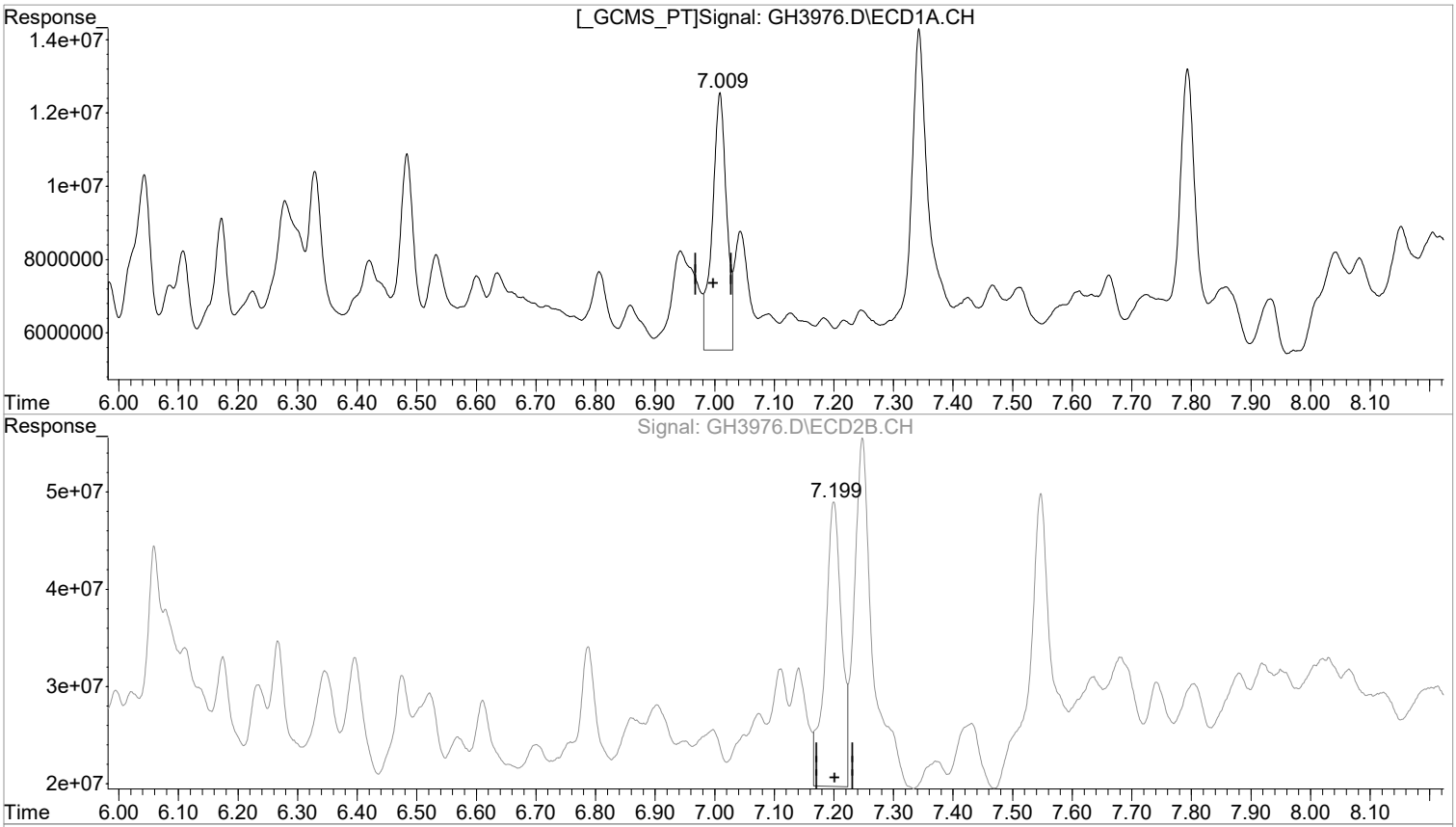

(5) Pentachlorophenol (T)
7.009min 5.611 ug/L
response 116550590

(5) Pentachlorophenol#2 (T)
7.200min 7.202 ug/L
response 555819788

Manual Integration:
Before

06/22/21

(+) = Expected Retention Time

1st AF 06/22/21
2nd DM 06/22/21

Quantitation Report (QT Reviewed)

Data Path : I:\ACQUDATA\6890D\DATA\062121\
Data File : GH3976.D
Signal(s) : Signal #1: ECD1A.CH Signal #2: ECD2B.CH
Acq On : 21 Jun 2021 6:36 pm
Operator : AFelser
Sample : R2105887-012
Misc : 381511
ALS Vial : 11 Sample Multiplier: 1

Integration File signal 1: EVENTS.E
Integration File signal 2: EVENT1.E
Quant Time: Jun 22 10:00:27 2021
Quant Method : I:\ACQUDATA\6890D\METHODS\HERB042721.M
Quant Title : 8151 Herbicides
QLast Update : Wed Apr 28 09:42:47 2021
Response via : Initial Calibration
Integrator: ChemStation 6890 Scale Mode: Large solvent peaks clipped

Volume Inj. : 2uL
Signal #1 Phase : DB-1701 Signal #2 Phase: DB-17
Signal #1 Info : .32 mm Signal #2 Info : .32 mm

Compound	RT#1	RT#2	Resp#1	Resp#2	ug/l	ug/l
System Monitoring Compounds						
1) S SURR1,DCAA	5.692	5.797	687.6E6	2246.9E6	520.397	473.652
Spiked Amount 100.000			Recovery	=	520.40%	473.65%
Target Compounds						
3) T Dichloroprop	6.483f	6.476	54254934	176.9E6	37.762m	33.293
5) T Pentachlo...	7.009	7.199	77288583	373.3E6	3.721m	4.837m#

(f)=RT Delta > 1/2 Window (#)=Amounts differ by > 25% (m)=manual int.

Quantitation Report (QT Reviewed)

Data Path : I:\ACQUDATA\6890D\DATA\062121\
Data File : GH3976.D
Signal(s) : Signal #1: ECD1A.CH Signal #2: ECD2B.CH
Acq On : 21 Jun 2021 6:36 pm
Operator : AFelser
Sample : R2105887-012
Misc : 381511
ALS Vial : 11 Sample Multiplier: 1

Integration File signal 1: EVENTS.E
Integration File signal 2: EVENT1.E
Quant Time: Jun 22 10:00:27 2021
Quant Method : I:\ACQUDATA\6890D\METHODS\HERB042721.M
Quant Title : 8151 Herbicides
QLast Update : Wed Apr 28 09:42:47 2021
Response via : Initial Calibration
Integrator: ChemStation 6890 Scale Mode: Large solvent peaks clipped

Volume Inj. : 2uL
Signal #1 Phase : DB-1701 Signal #2 Phase: DB-17
Signal #1 Info : .32 mm Signal #2 Info : .32 mm

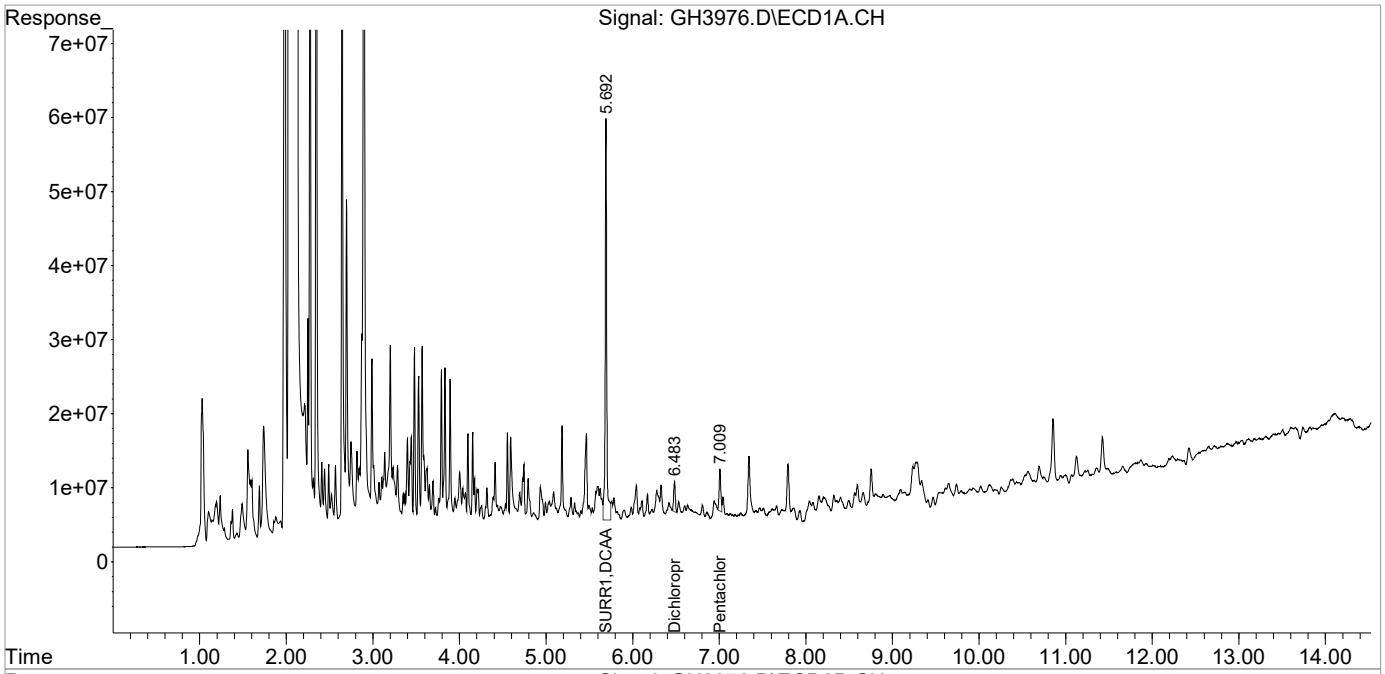

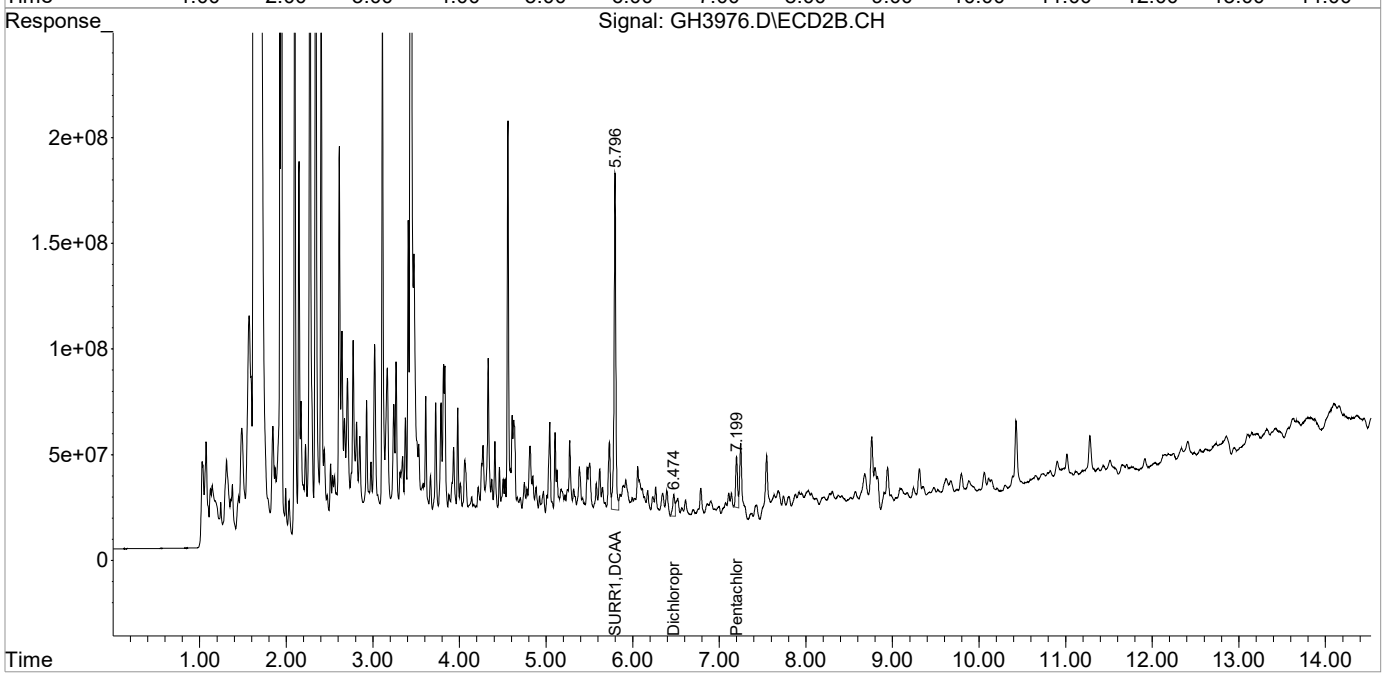

1st AF 06/22/21
2nd DM 06/22/21

Quantitation Report (Qedit)

Data Path : I:\ACQUDATA\6890D\DATA\062121\
Data File : GH3977.D
Signal(s) : Signal #1: ECD1A.CH Signal #2: ECD2B.CH
Acq On : 21 Jun 2021 6:56 pm
Operator : AFelser
Sample : R2105887-019
Misc : 381511
ALS Vial : 12 Sample Multiplier: 1

Integration File signal 1: EVENTS.E
Integration File signal 2: EVENT1.E
Quant Time: Jun 22 10:00:29 2021
Quant Method : I:\ACQUDATA\6890D\METHODS\HERB042721.M
Quant Title : 8151 Herbicides
QLast Update : Wed Apr 28 09:42:47 2021
Response via : Initial Calibration
Integrator: ChemStation 6890 Scale Mode: Large solvent peaks clipped

Volume Inj. : 2uL
Signal #1 Phase : DB-1701 Signal #2 Phase: DB-17
Signal #1 Info : .32 mm Signal #2 Info : .32 mm

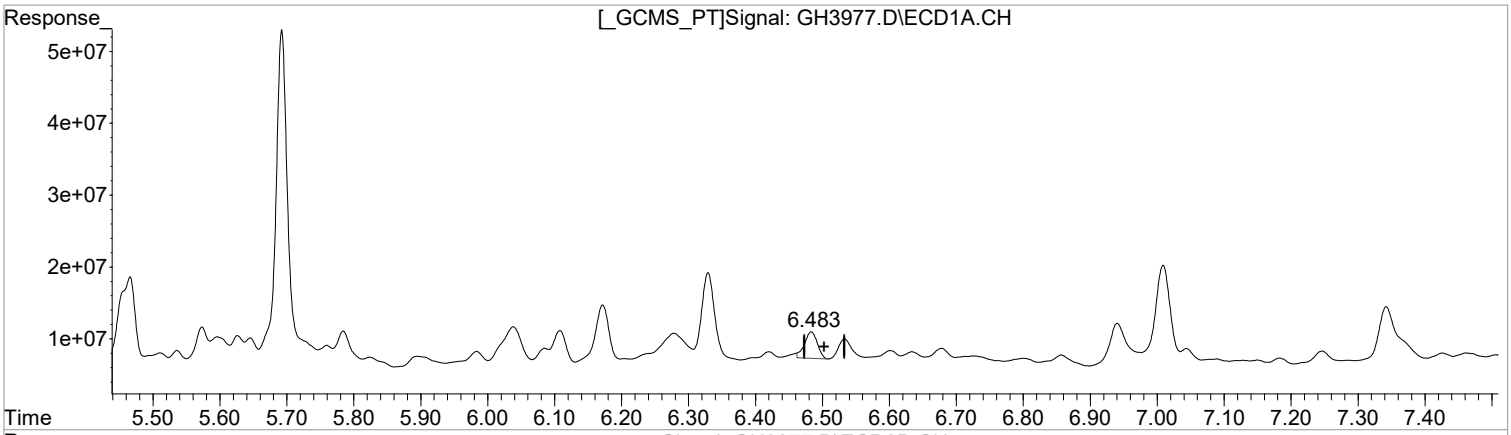

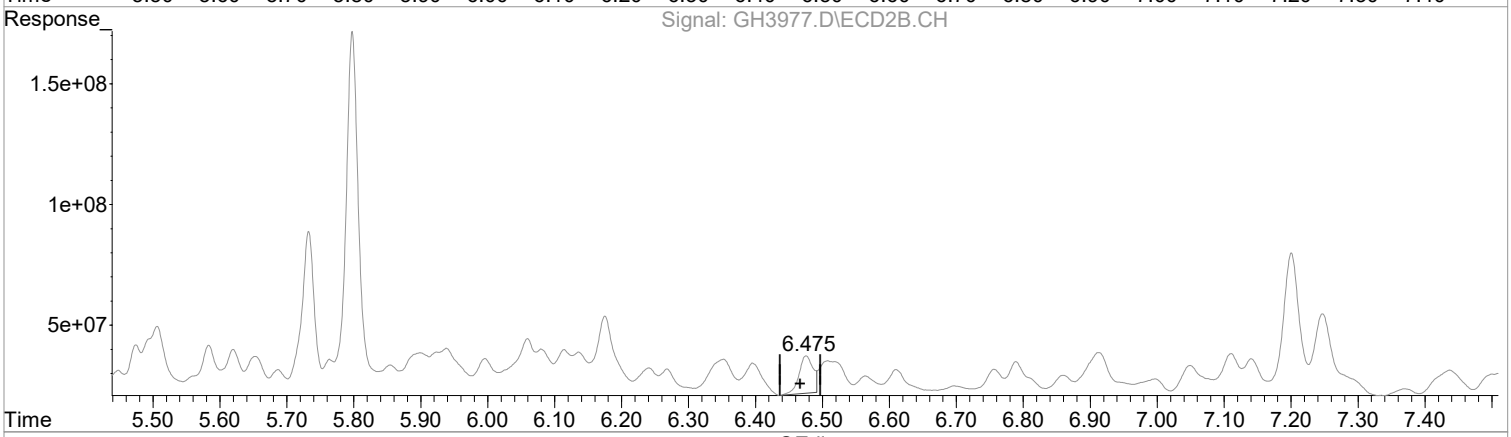

(3) Dichloroprop (T)
6.483min 34.572 ug/L m
response 49671578

(3) Dichloroprop#2 (T)
6.475min 42.186 ug/L m
response 224133072

Manual Integration:
After
Poor integration.
06/22/21

(+) = Expected Retention Time

1st AF 06/22/21
2nd DM 06/22/21

Quantitation Report (Qedit)

Data Path : I:\ACQUDATA\6890D\DATA\062121\
Data File : GH3977.D
Signal(s) : Signal #1: ECD1A.CH Signal #2: ECD2B.CH
Acq On : 21 Jun 2021 6:56 pm
Operator : AFelser
Sample : R2105887-019
Misc : 381511
ALS Vial : 12 Sample Multiplier: 1

Integration File signal 1: EVENTS.E
Integration File signal 2: EVENT1.E
Quant Time: Jun 22 10:00:29 2021
Quant Method : I:\ACQUDATA\6890D\METHODS\HERB042721.M
Quant Title : 8151 Herbicides
QLast Update : Wed Apr 28 09:42:47 2021
Response via : Initial Calibration
Integrator: ChemStation 6890 Scale Mode: Large solvent peaks clipped

Volume Inj. : 2uL
Signal #1 Phase : DB-1701 Signal #2 Phase: DB-17
Signal #1 Info : .32 mm Signal #2 Info : .32 mm

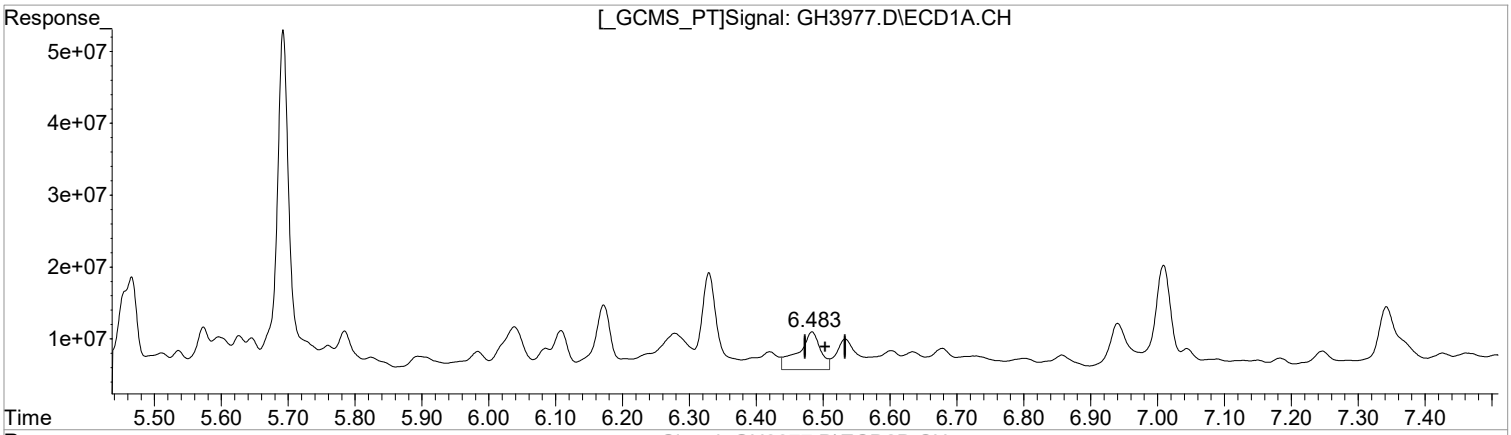

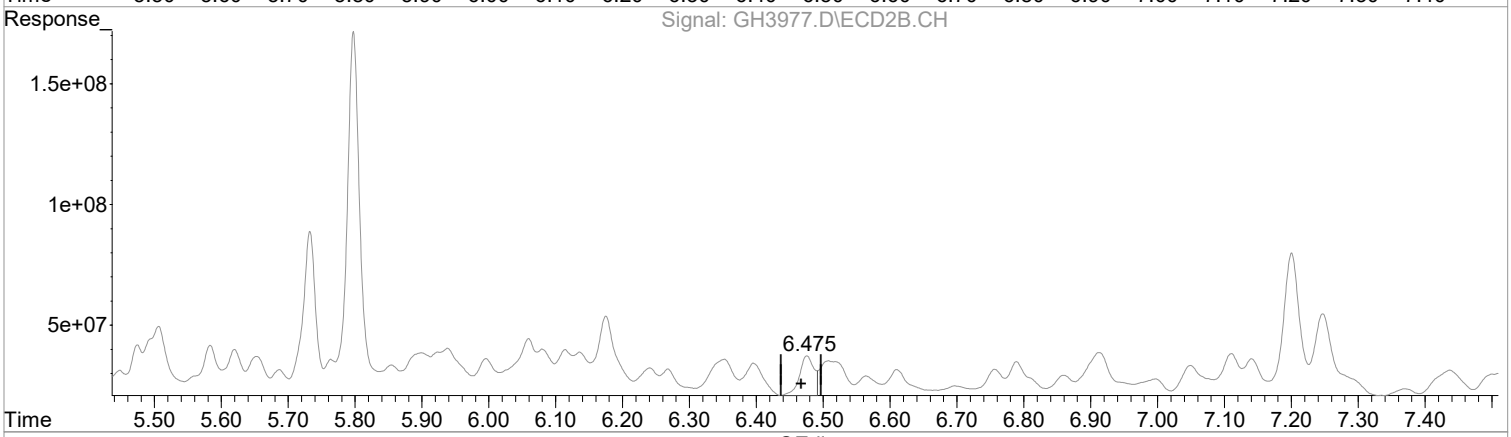

(3) Dichloroprop (T)
6.483min 85.181 ug/L
response 122384132

(3) Dichloroprop#2 (T)
6.476min 46.247 ug/L
response 245707631

Manual Integration:
Before

06/22/21

(+) = Expected Retention Time

1st AF 06/22/21
2nd DM 06/22/21

Quantitation Report (QT Reviewed)

Data Path : I:\ACQUDATA\6890D\DATA\062121\
Data File : GH3977.D
Signal(s) : Signal #1: ECD1A.CH Signal #2: ECD2B.CH
Acq On : 21 Jun 2021 6:56 pm
Operator : AFelser
Sample : R2105887-019
Misc : 381511
ALS Vial : 12 Sample Multiplier: 1

Integration File signal 1: EVENTS.E
Integration File signal 2: EVENT1.E
Quant Time: Jun 22 10:00:29 2021
Quant Method : I:\ACQUDATA\6890D\METHODS\HERB042721.M
Quant Title : 8151 Herbicides
QLast Update : Wed Apr 28 09:42:47 2021
Response via : Initial Calibration
Integrator: ChemStation 6890 Scale Mode: Large solvent peaks clipped

Volume Inj. : 2uL
Signal #1 Phase : DB-1701 Signal #2 Phase: DB-17
Signal #1 Info : .32 mm Signal #2 Info : .32 mm

Compound	RT#1	RT#2	Resp#1	Resp#2	ug/l	ug/l
System Monitoring Compounds						
1) S SURR1,DCAA	5.692	5.798	674.5E6	1936.2E6	510.472	408.146
Spiked Amount 100.000			Recovery	=	510.47%	408.15%
Target Compounds						
3) T Dichloroprop	6.483f	6.475	49671578	224.1E6	34.572m	42.186m
5) T Pentachlo...	7.009	7.201	250.0E6	1025.9E6	12.035	13.294

(f)=RT Delta > 1/2 Window (#)=Amounts differ by > 25% (m)=manual int.

Quantitation Report (QT Reviewed)

Data Path : I:\ACQUDATA\6890D\DATA\062121\
Data File : GH3977.D
Signal(s) : Signal #1: ECD1A.CH Signal #2: ECD2B.CH
Acq On : 21 Jun 2021 6:56 pm
Operator : AFelser
Sample : R2105887-019
Misc : 381511
ALS Vial : 12 Sample Multiplier: 1

Integration File signal 1: EVENTS.E
Integration File signal 2: EVENT1.E
Quant Time: Jun 22 10:00:29 2021
Quant Method : I:\ACQUDATA\6890D\METHODS\HERB042721.M
Quant Title : 8151 Herbicides
QLast Update : Wed Apr 28 09:42:47 2021
Response via : Initial Calibration
Integrator: ChemStation 6890 Scale Mode: Large solvent peaks clipped

Volume Inj. : 2uL
Signal #1 Phase : DB-1701 Signal #2 Phase: DB-17
Signal #1 Info : .32 mm Signal #2 Info : .32 mm

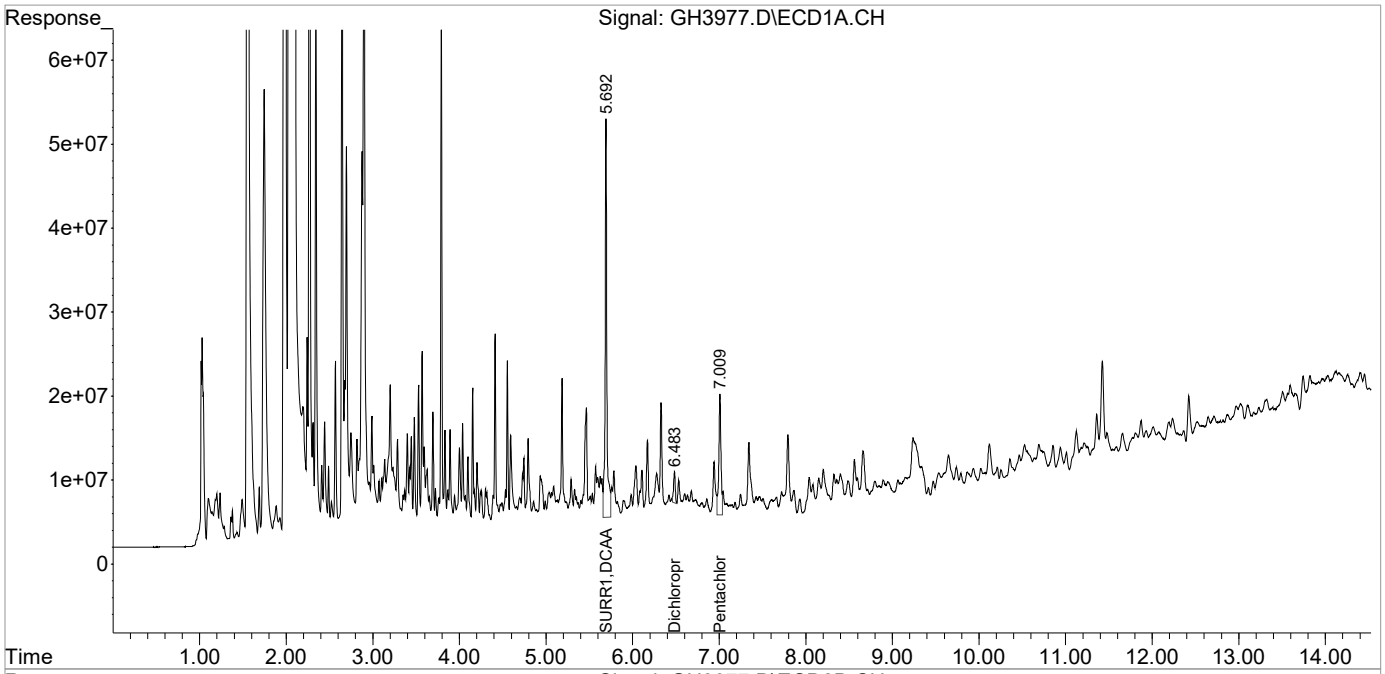

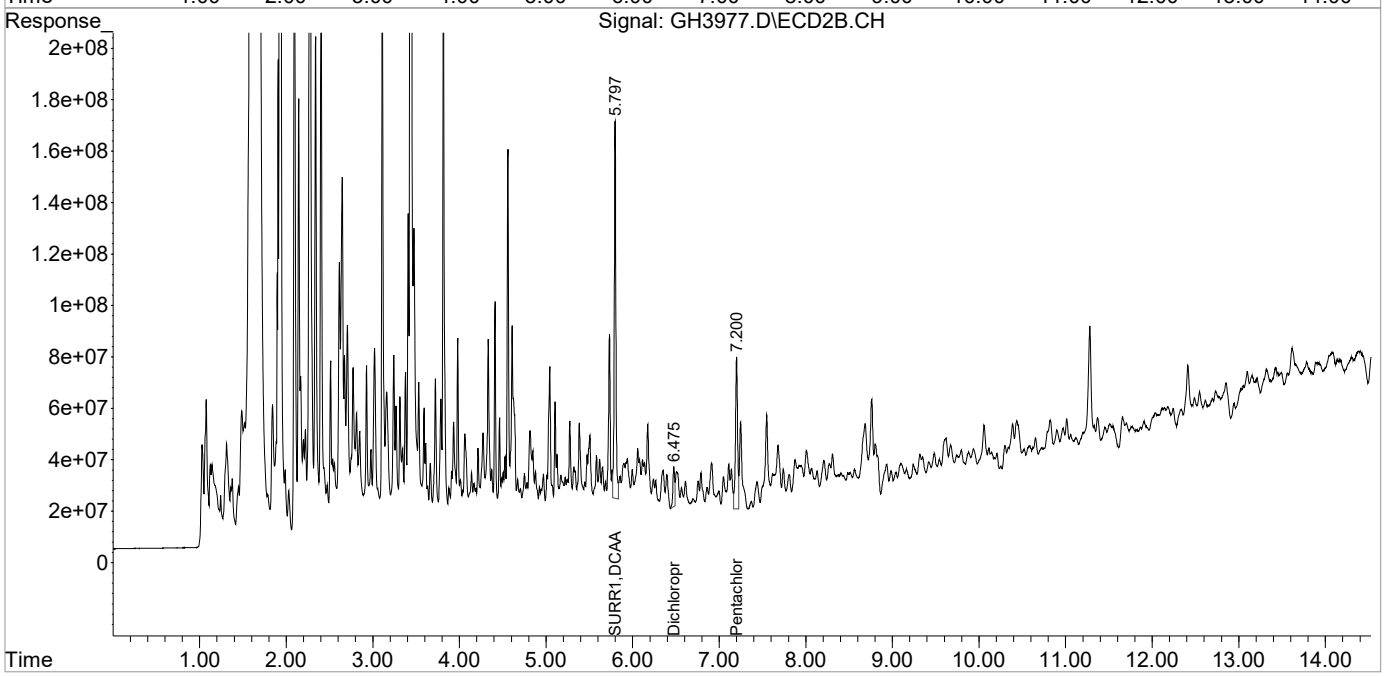

1st AF 06/22/21
2nd DM 06/22/21

Quantitation Report (Qedit)

Data Path : I:\ACQUDATA\6890D\DATA\062121\
Data File : GH3965.D
Signal(s) : Signal #1: ECD1A.CH Signal #2: ECD2B.CH
Acq On : 21 Jun 2021 2:30 pm
Operator : AFelser
Sample : RQ2106890-03
Misc : 381511
ALS Vial : 3 Sample Multiplier: 1

Integration File signal 1: EVENTS.E
Integration File signal 2: EVENT1.E
Quant Time: Jun 22 10:00:04 2021
Quant Method : I:\ACQUDATA\6890D\METHODS\HERB042721.M
Quant Title : 8151 Herbicides
QLast Update : Wed Apr 28 09:42:47 2021
Response via : Initial Calibration
Integrator: ChemStation 6890 Scale Mode: Large solvent peaks clipped

Volume Inj. : 2uL
Signal #1 Phase : DB-1701 Signal #2 Phase: DB-17
Signal #1 Info : .32 mm Signal #2 Info : .32 mm

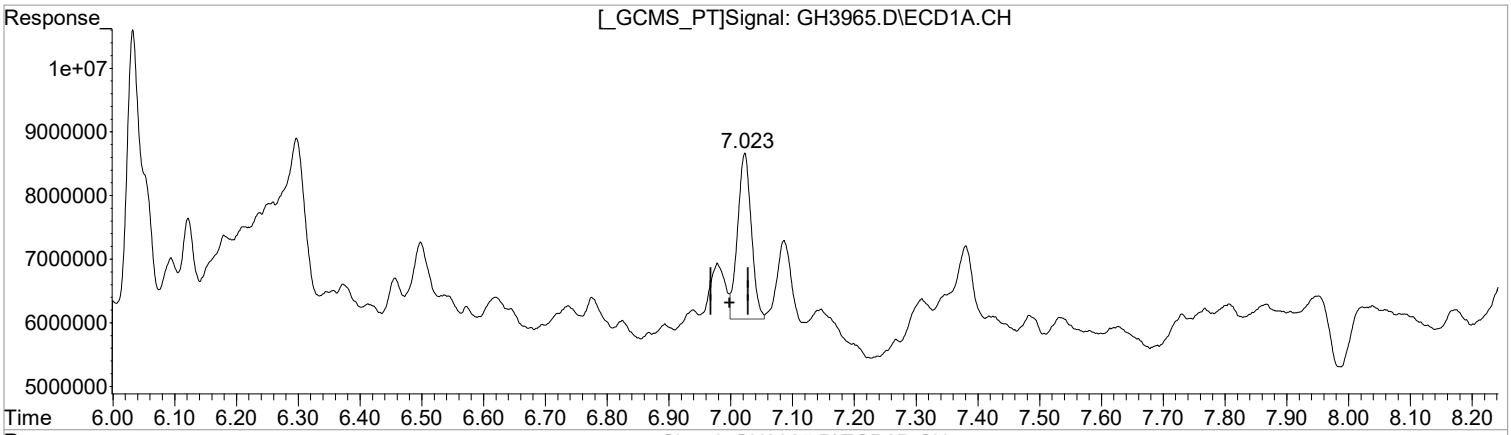

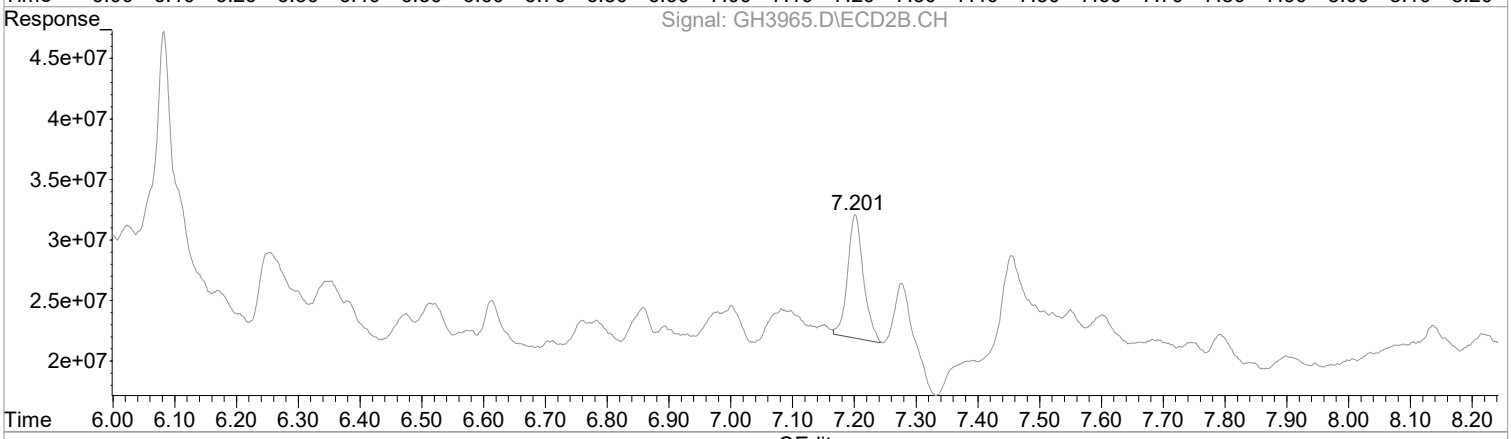

QEdit

(5) Pentachlorophenol (T)
7.023min 1.940 ug/L m
response 40305580

(5) Pentachlorophenol#2 (T)
7.201min 2.358 ug/L m
response 181970749

Manual Integration:
After
Poor integration.
06/22/21

(+) = Expected Retention Time

1st AF 06/22/21
2nd DM 06/22/21

Quantitation Report (Qedit)

Data Path : I:\ACQUDATA\6890D\DATA\062121\
Data File : GH3965.D
Signal(s) : Signal #1: ECD1A.CH Signal #2: ECD2B.CH
Acq On : 21 Jun 2021 2:30 pm
Operator : AFelser
Sample : RQ2106890-03
Misc : 381511
ALS Vial : 3 Sample Multiplier: 1

Integration File signal 1: EVENTS.E
Integration File signal 2: EVENT1.E
Quant Time: Jun 22 10:00:04 2021
Quant Method : I:\ACQUDATA\6890D\METHODS\HERB042721.M
Quant Title : 8151 Herbicides
QLast Update : Wed Apr 28 09:42:47 2021
Response via : Initial Calibration
Integrator: ChemStation 6890 Scale Mode: Large solvent peaks clipped

Volume Inj. : 2uL
Signal #1 Phase : DB-1701 Signal #2 Phase: DB-17
Signal #1 Info : .32 mm Signal #2 Info : .32 mm

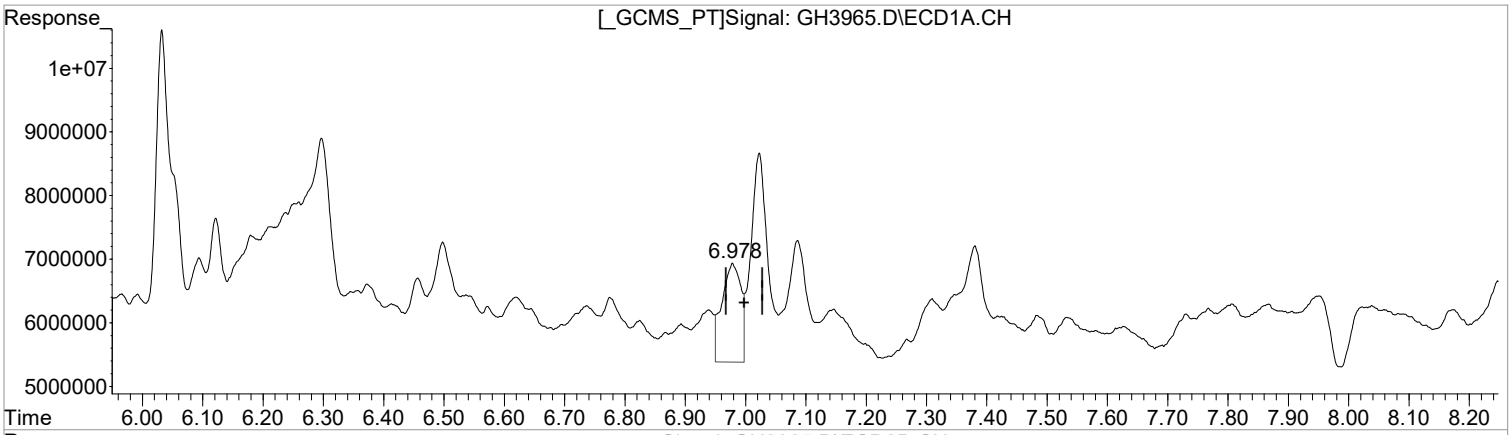

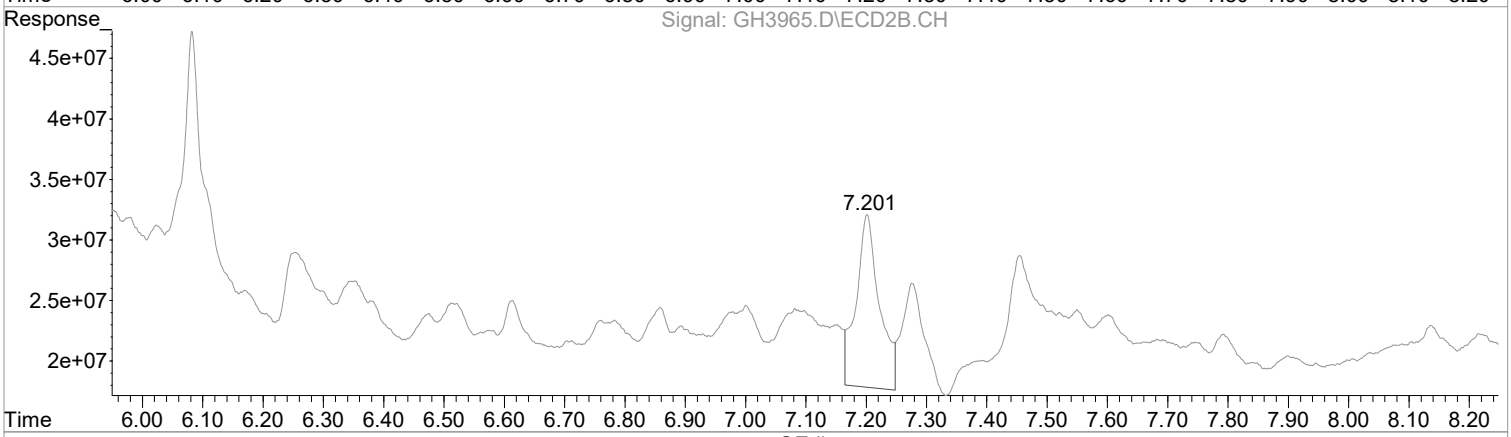

QEdit

(5) Pentachlorophenol (T)
6.979min 1.644 ug/L
response 34145217

(5) Pentachlorophenol#2 (T)
7.202min 4.983 ug/L
response 384507602

Manual Integration:
Before

06/22/21

(+) = Expected Retention Time

1st AF 06/22/21
2nd DM 06/22/21

Quantitation Report (QT Reviewed)

Data Path : I:\ACQUDATA\6890D\DATA\062121\
Data File : GH3965.D
Signal(s) : Signal #1: ECD1A.CH Signal #2: ECD2B.CH
Acq On : 21 Jun 2021 2:30 pm
Operator : AFelser
Sample : RQ2106890-03
Misc : 381511
ALS Vial : 3 Sample Multiplier: 1

Integration File signal 1: EVENTS.E
Integration File signal 2: EVENT1.E
Quant Time: Jun 22 10:00:04 2021
Quant Method : I:\ACQUDATA\6890D\METHODS\HERB042721.M
Quant Title : 8151 Herbicides
QLast Update : Wed Apr 28 09:42:47 2021
Response via : Initial Calibration
Integrator: ChemStation 6890 Scale Mode: Large solvent peaks clipped

Volume Inj. : 2uL
Signal #1 Phase : DB-1701 Signal #2 Phase: DB-17
Signal #1 Info : .32 mm Signal #2 Info : .32 mm

Compound	RT#1	RT#2	Resp#1	Resp#2	ug/l	ug/l
System Monitoring Compounds						
1) S SURR1,DCAA	5.702	5.798	566.4E6	1790.2E6	428.699	377.374
Spiked Amount 100.000			Recovery	=	428.70%	377.37%
Target Compounds						
5) T Pentachlo...	7.023f	7.201	40305580	182.0E6	1.940m	2.358m

(f)=RT Delta > 1/2 Window (#)=Amounts differ by > 25% (m)=manual int.

Quantitation Report (QT Reviewed)

Data Path : I:\ACQUDATA\6890D\DATA\062121\
Data File : GH3965.D
Signal(s) : Signal #1: ECD1A.CH Signal #2: ECD2B.CH
Acq On : 21 Jun 2021 2:30 pm
Operator : AFelser
Sample : RQ2106890-03
Misc : 381511
ALS Vial : 3 Sample Multiplier: 1

Integration File signal 1: EVENTS.E
Integration File signal 2: EVENT1.E
Quant Time: Jun 22 10:00:04 2021
Quant Method : I:\ACQUDATA\6890D\METHODS\HERB042721.M
Quant Title : 8151 Herbicides
QLast Update : Wed Apr 28 09:42:47 2021
Response via : Initial Calibration
Integrator: ChemStation 6890 Scale Mode: Large solvent peaks clipped

Volume Inj. : 2uL
Signal #1 Phase : DB-1701 Signal #2 Phase: DB-17
Signal #1 Info : .32 mm Signal #2 Info : .32 mm

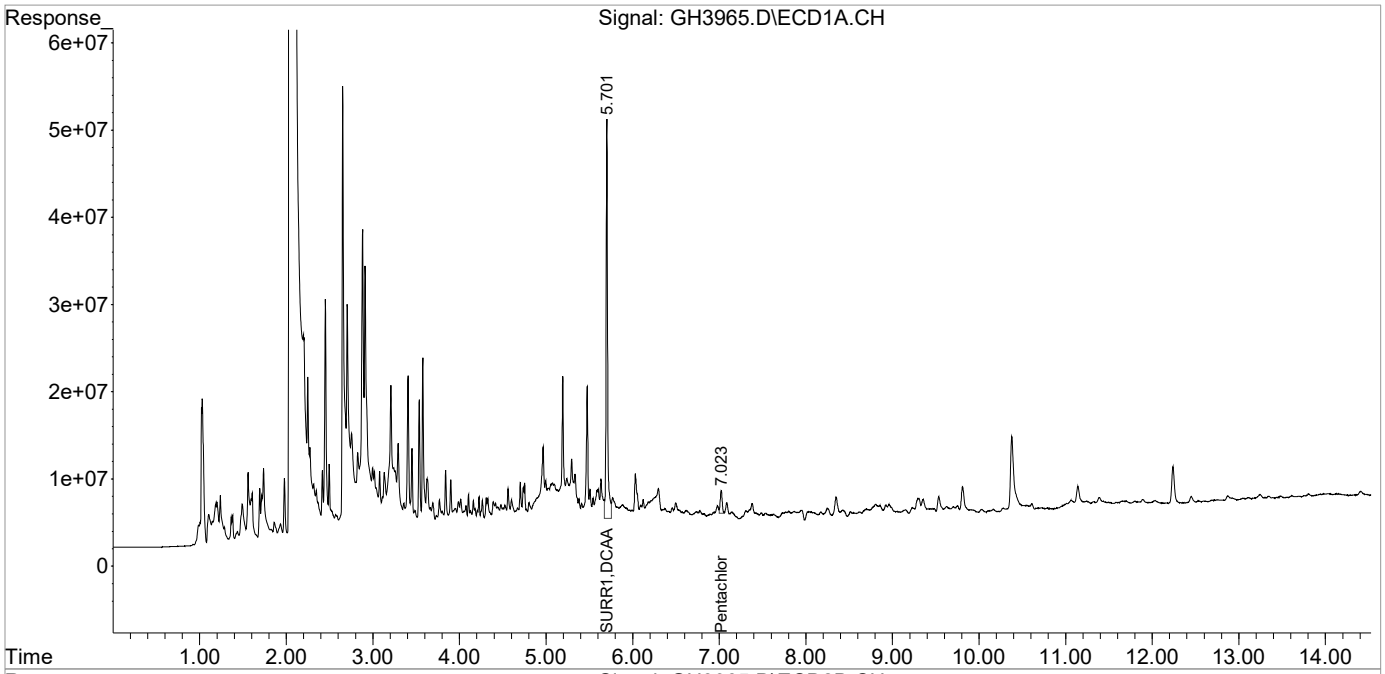

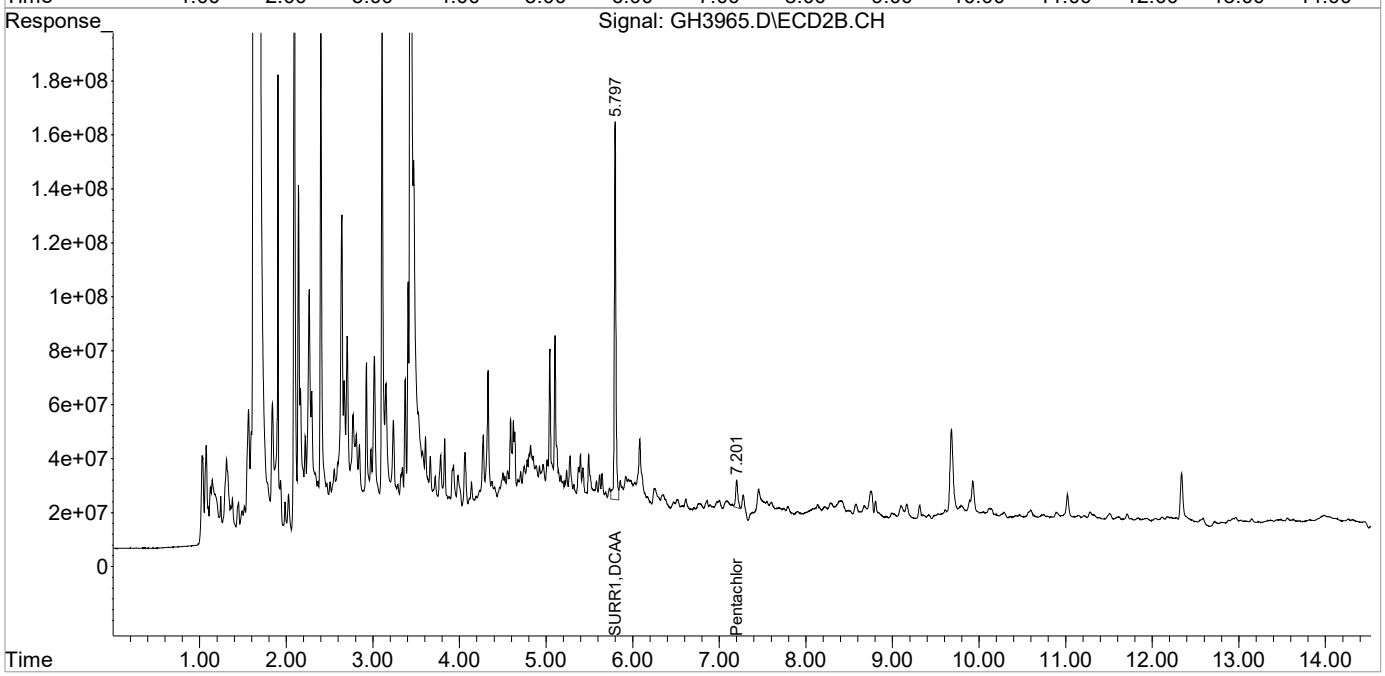

1st AF 06/22/21
2nd DM 06/22/21

Quantitation Report (QT Reviewed)

Data Path : I:\ACQUDATA\6890D\DATA\062121\
Data File : GH3966.D
Signal(s) : Signal #1: ECD1A.CH Signal #2: ECD2B.CH
Acq On : 21 Jun 2021 2:50 pm
Operator : AFelser
Sample : RQ2106890-04
Misc : 381511
ALS Vial : 4 Sample Multiplier: 1

Integration File signal 1: EVENTS.E
Integration File signal 2: EVENT1.E
Quant Time: Jun 22 10:00:07 2021
Quant Method : I:\ACQUDATA\6890D\METHODS\HERB042721.M
Quant Title : 8151 Herbicides
QLast Update : Wed Apr 28 09:42:47 2021
Response via : Initial Calibration
Integrator: ChemStation 6890 Scale Mode: Large solvent peaks clipped

Volume Inj. : 2uL
Signal #1 Phase : DB-1701 Signal #2 Phase: DB-17
Signal #1 Info : .32 mm Signal #2 Info : .32 mm

	Compound	RT#1	RT#2	Resp#1	Resp#2	ug/l	ug/l
	System Monitoring Compounds						
1) S	SURR1,DCAA	5.694	5.797	592.7E6	1856.6E6	448.596	391.372
	Spiked Amount 100.000			Recovery	=	448.60%	391.37%
	Target Compounds						
2) T	Dicamba	5.845	5.989	971.5E6	3001.2E6	187.590	163.134
3) T	Dichloroprop	6.497	6.469	300.1E6	983.5E6	208.840	185.115
4) T	2,4-D	6.842	6.867	325.9E6	1126.6E6	190.330	175.059
5) T	Pentachlo...	6.992	7.203	3055.0E6	10856.4E6	147.074	140.681
6) T	2,4,5-TP(sil	7.551	7.490	1561.9E6	6680.2E6	200.396	229.916
7) T	2,4,5-T	8.009	8.002	1520.6E6	5213.5E6	209.009	200.586
8) T	Dinoseb	9.054	8.105	45355681	291.6E6	8.687	13.702 #

(f)=RT Delta > 1/2 Window (#)=Amounts differ by > 25% (m)=manual int.

Quantitation Report (QT Reviewed)

Data Path : I:\ACQUDATA\6890D\DATA\062121\
Data File : GH3966.D
Signal(s) : Signal #1: ECD1A.CH Signal #2: ECD2B.CH
Acq On : 21 Jun 2021 2:50 pm
Operator : AFelser
Sample : RQ2106890-04
Misc : 381511
ALS Vial : 4 Sample Multiplier: 1

Integration File signal 1: EVENTS.E
Integration File signal 2: EVENT1.E
Quant Time: Jun 22 10:00:07 2021
Quant Method : I:\ACQUDATA\6890D\METHODS\HERB042721.M
Quant Title : 8151 Herbicides
QLast Update : Wed Apr 28 09:42:47 2021
Response via : Initial Calibration
Integrator: ChemStation 6890 Scale Mode: Large solvent peaks clipped

Volume Inj. : 2uL
Signal #1 Phase : DB-1701 Signal #2 Phase: DB-17
Signal #1 Info : .32 mm Signal #2 Info : .32 mm

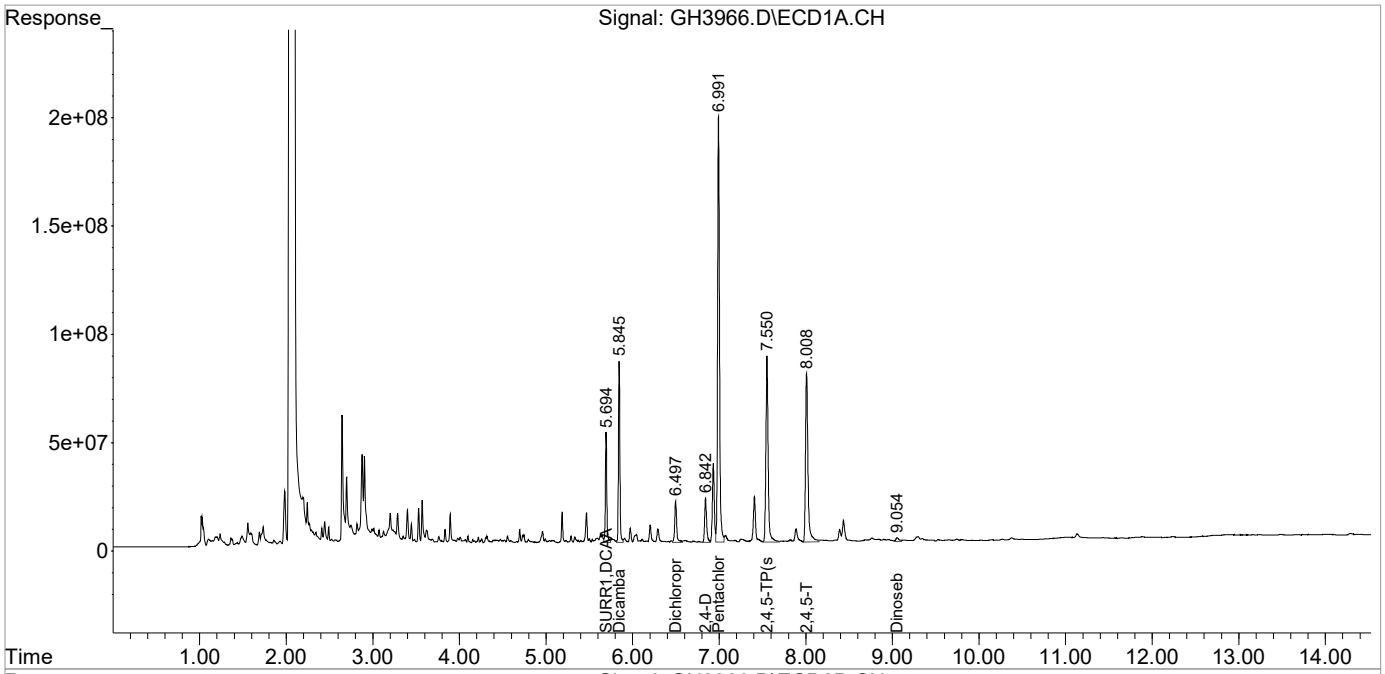

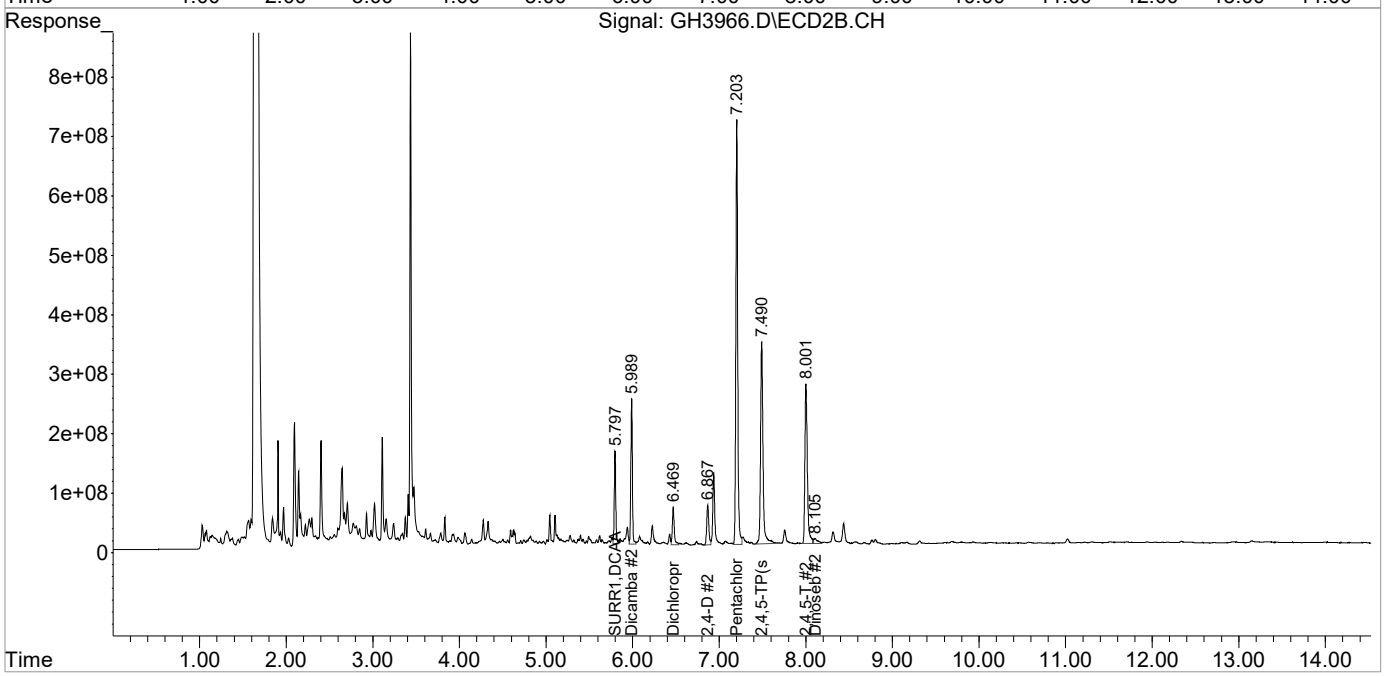

1st AF 06/22/21
2nd DM 06/22/21

Quantitation Report (QT Reviewed)

Data Path : I:\ACQUDATA\6890D\DATA\062121\
Data File : GH3967.D
Signal(s) : Signal #1: ECD1A.CH Signal #2: ECD2B.CH
Acq On : 21 Jun 2021 3:10 pm
Operator : AFelser
Sample : RQ2106890-05
Misc : 381511
ALS Vial : 5 Sample Multiplier: 1

Integration File signal 1: EVENTS.E
Integration File signal 2: EVENT1.E
Quant Time: Jun 22 10:00:09 2021
Quant Method : I:\ACQUDATA\6890D\METHODS\HERB042721.M
Quant Title : 8151 Herbicides
QLast Update : Wed Apr 28 09:42:47 2021
Response via : Initial Calibration
Integrator: ChemStation 6890 Scale Mode: Large solvent peaks clipped

Volume Inj. : 2uL
Signal #1 Phase : DB-1701 Signal #2 Phase: DB-17
Signal #1 Info : .32 mm Signal #2 Info : .32 mm

	Compound	RT#1	RT#2	Resp#1	Resp#2	ug/l	ug/l
	System Monitoring Compounds						
1) S	SURR1,DCAA	5.693	5.797	630.3E6	2011.9E6	477.070	424.115
	Spiked Amount 100.000			Recovery	=	477.07%	424.12%
	Target Compounds						
2) T	Dicamba	5.845	5.989	1111.3E6	3552.8E6	214.586	193.117
3) T	Dichloroprop	6.496	6.468	370.2E6	1163.3E6	257.682	218.952
4) T	2,4-D	6.841	6.866	391.2E6	1274.0E6	228.439	197.962
5) T	Pentachlo...	6.991	7.203	3590.6E6	12793.5E6	172.861	165.782
6) T	2,4,5-TP(sil	7.549	7.489	1804.1E6	6905.2E6	231.484	237.660
7) T	2,4,5-T	8.007	8.000	1738.4E6	5937.7E6	238.939	228.449
8) T	Dinoseb	9.053	8.106	214.7E6	880.3E6	41.121	41.368

(f)=RT Delta > 1/2 Window (#)=Amounts differ by > 25% (m)=manual int.

Quantitation Report (QT Reviewed)

Data Path : I:\ACQUDATA\6890D\DATA\062121\
Data File : GH3967.D
Signal(s) : Signal #1: ECD1A.CH Signal #2: ECD2B.CH
Acq On : 21 Jun 2021 3:10 pm
Operator : AFelser
Sample : RQ2106890-05
Misc : 381511
ALS Vial : 5 Sample Multiplier: 1

Integration File signal 1: EVENTS.E
Integration File signal 2: EVENT1.E
Quant Time: Jun 22 10:00:09 2021
Quant Method : I:\ACQUDATA\6890D\METHODS\HERB042721.M
Quant Title : 8151 Herbicides
QLast Update : Wed Apr 28 09:42:47 2021
Response via : Initial Calibration
Integrator: ChemStation 6890 Scale Mode: Large solvent peaks clipped

Volume Inj. : 2uL
Signal #1 Phase : DB-1701 Signal #2 Phase: DB-17
Signal #1 Info : .32 mm Signal #2 Info : .32 mm

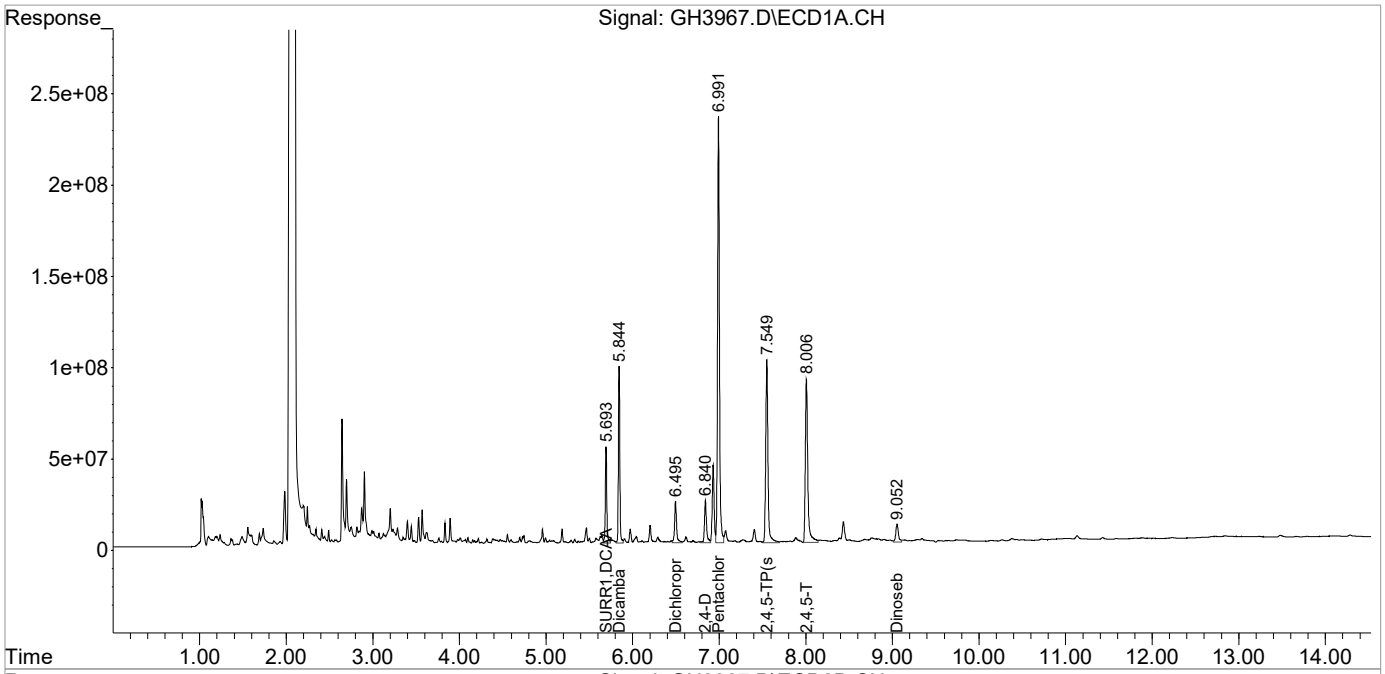

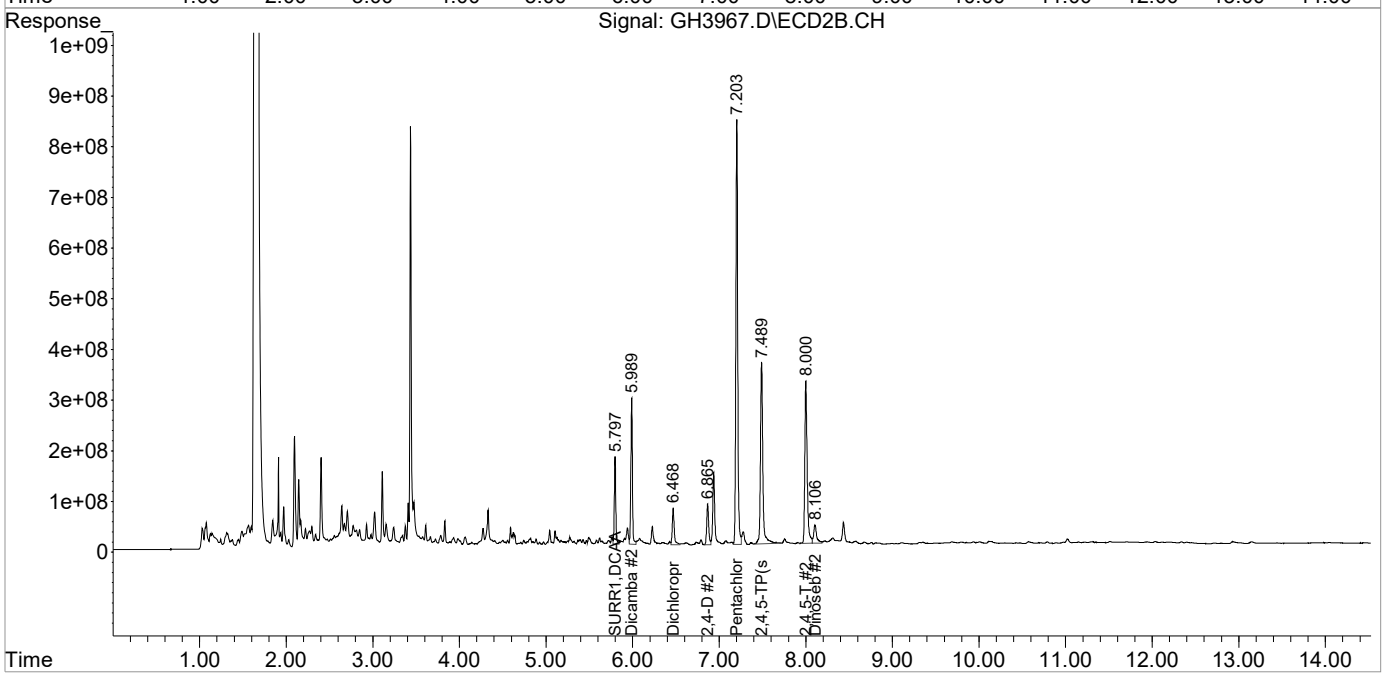

1st AF 06/22/21
2nd DM 06/22/21

Quantitation Report (Qedit)

Data Path : I:\ACQUDATA\6890D\DATA\062121\
Data File : GH3979.D
Signal(s) : Signal #1: ECD1A.CH Signal #2: ECD2B.CH
Acq On : 21 Jun 2021 7:36 pm
Operator : AFelser
Sample : RQ2106890-01
Misc : 381511
ALS Vial : 13 Sample Multiplier: 1

Integration File signal 1: EVENTS.E
Integration File signal 2: EVENT1.E
Quant Time: Jun 22 10:00:33 2021
Quant Method : I:\ACQUDATA\6890D\METHODS\HERB042721.M
Quant Title : 8151 Herbicides
QLast Update : Wed Apr 28 09:42:47 2021
Response via : Initial Calibration
Integrator: ChemStation 6890 Scale Mode: Large solvent peaks clipped

Volume Inj. : 2uL
Signal #1 Phase : DB-1701 Signal #2 Phase: DB-17
Signal #1 Info : .32 mm Signal #2 Info : .32 mm

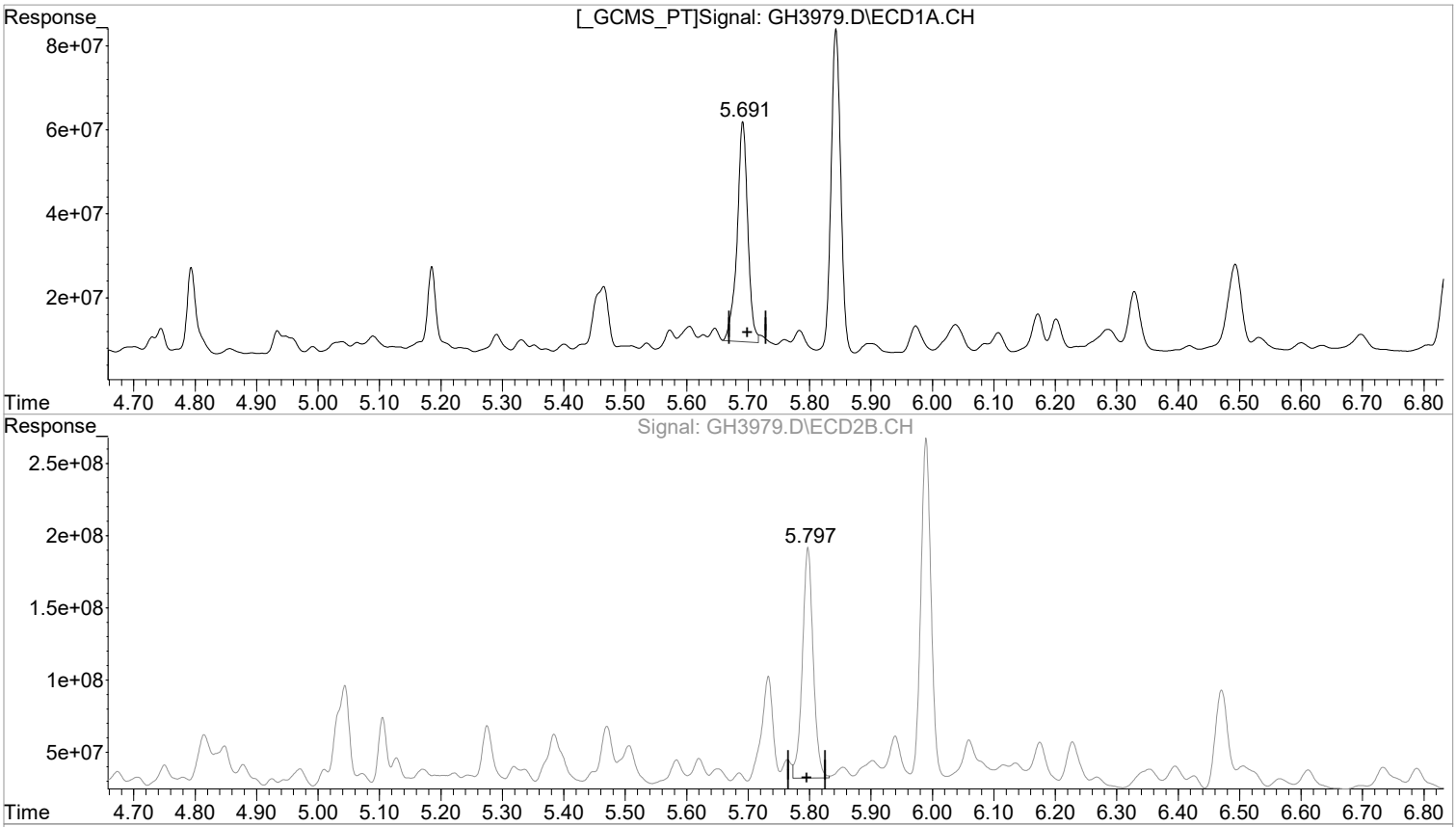

(1) SURR1,DCAA (S)
5.691min 477.911 ug/l m
response 631455690

(1) SURR1,DCAA #2 (S)
5.797min 413.158 ug/l m
response 1959947032

Manual Integration:
After
Poor integration.
06/22/21

(+) = Expected Retention Time

1st AF 06/22/21
2nd DM 06/22/21

Quantitation Report (Qedit)

Data Path : I:\ACQUDATA\6890D\DATA\062121\
Data File : GH3979.D
Signal(s) : Signal #1: ECD1A.CH Signal #2: ECD2B.CH
Acq On : 21 Jun 2021 7:36 pm
Operator : AFelser
Sample : RQ2106890-01
Misc : 381511
ALS Vial : 13 Sample Multiplier: 1

Integration File signal 1: EVENTS.E
Integration File signal 2: EVENT1.E
Quant Time: Jun 22 10:00:33 2021
Quant Method : I:\ACQUDATA\6890D\METHODS\HERB042721.M
Quant Title : 8151 Herbicides
QLast Update : Wed Apr 28 09:42:47 2021
Response via : Initial Calibration
Integrator: ChemStation 6890 Scale Mode: Large solvent peaks clipped

Volume Inj. : 2uL
Signal #1 Phase : DB-1701 Signal #2 Phase: DB-17
Signal #1 Info : .32 mm Signal #2 Info : .32 mm

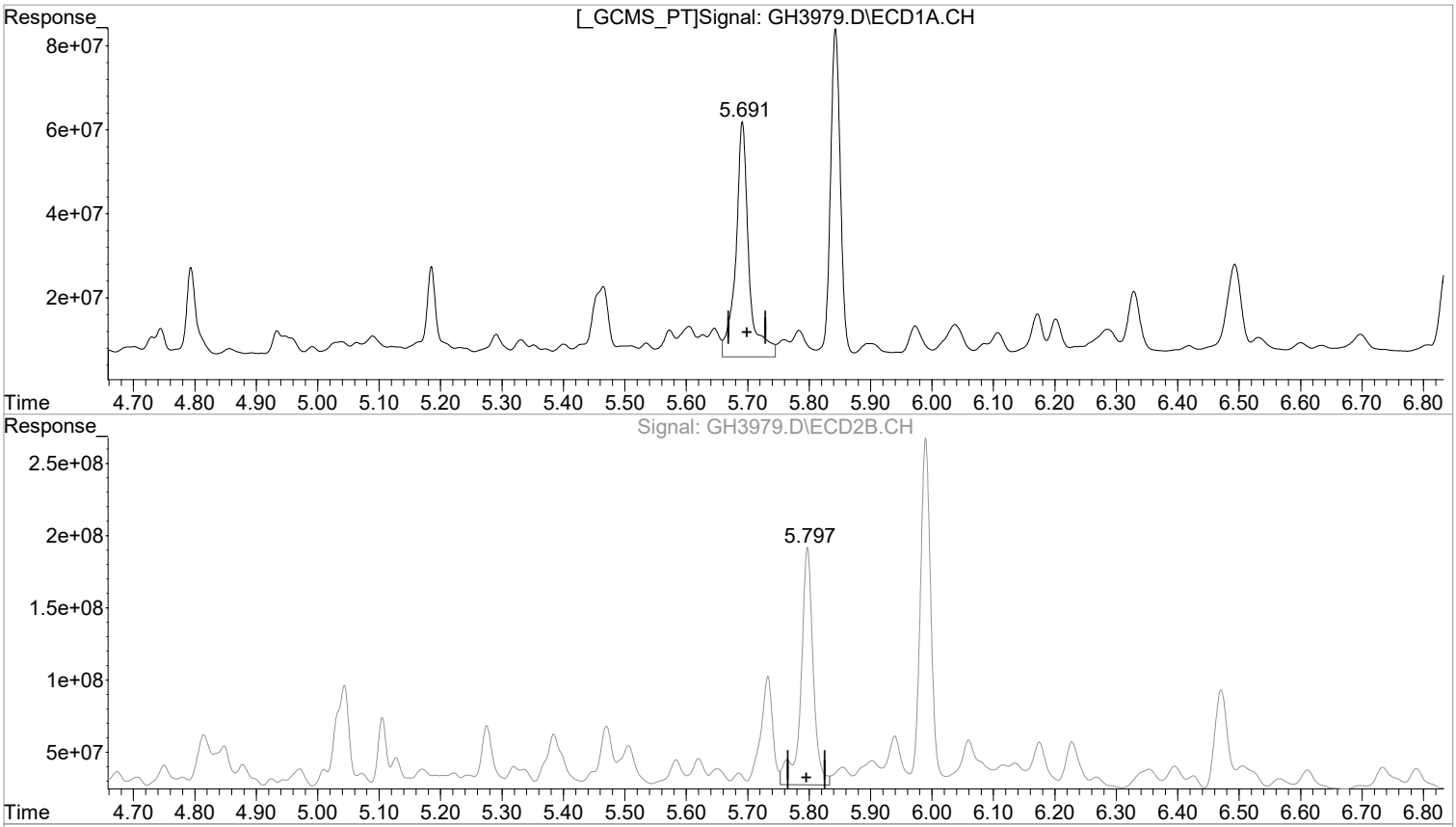

(1) SURR1,DCAA (S)
5.691min 625.634 ug/l
response 826640510

(1) SURR1,DCAA #2 (S)
5.797min 486.979 ug/l
response 2310140655

Manual Integration:
Before

06/22/21

(+) = Expected Retention Time

1st AF 06/22/21
2nd DM 06/22/21

Quantitation Report (Qedit)

Data Path : I:\ACQUDATA\6890D\DATA\062121\
Data File : GH3979.D
Signal(s) : Signal #1: ECD1A.CH Signal #2: ECD2B.CH
Acq On : 21 Jun 2021 7:36 pm
Operator : AFelser
Sample : RQ2106890-01
Misc : 381511
ALS Vial : 13 Sample Multiplier: 1

Integration File signal 1: EVENTS.E
Integration File signal 2: EVENT1.E
Quant Time: Jun 22 10:00:33 2021
Quant Method : I:\ACQUDATA\6890D\METHODS\HERB042721.M
Quant Title : 8151 Herbicides
QLast Update : Wed Apr 28 09:42:47 2021
Response via : Initial Calibration
Integrator: ChemStation 6890 Scale Mode: Large solvent peaks clipped

Volume Inj. : 2uL
Signal #1 Phase : DB-1701 Signal #2 Phase: DB-17
Signal #1 Info : .32 mm Signal #2 Info : .32 mm

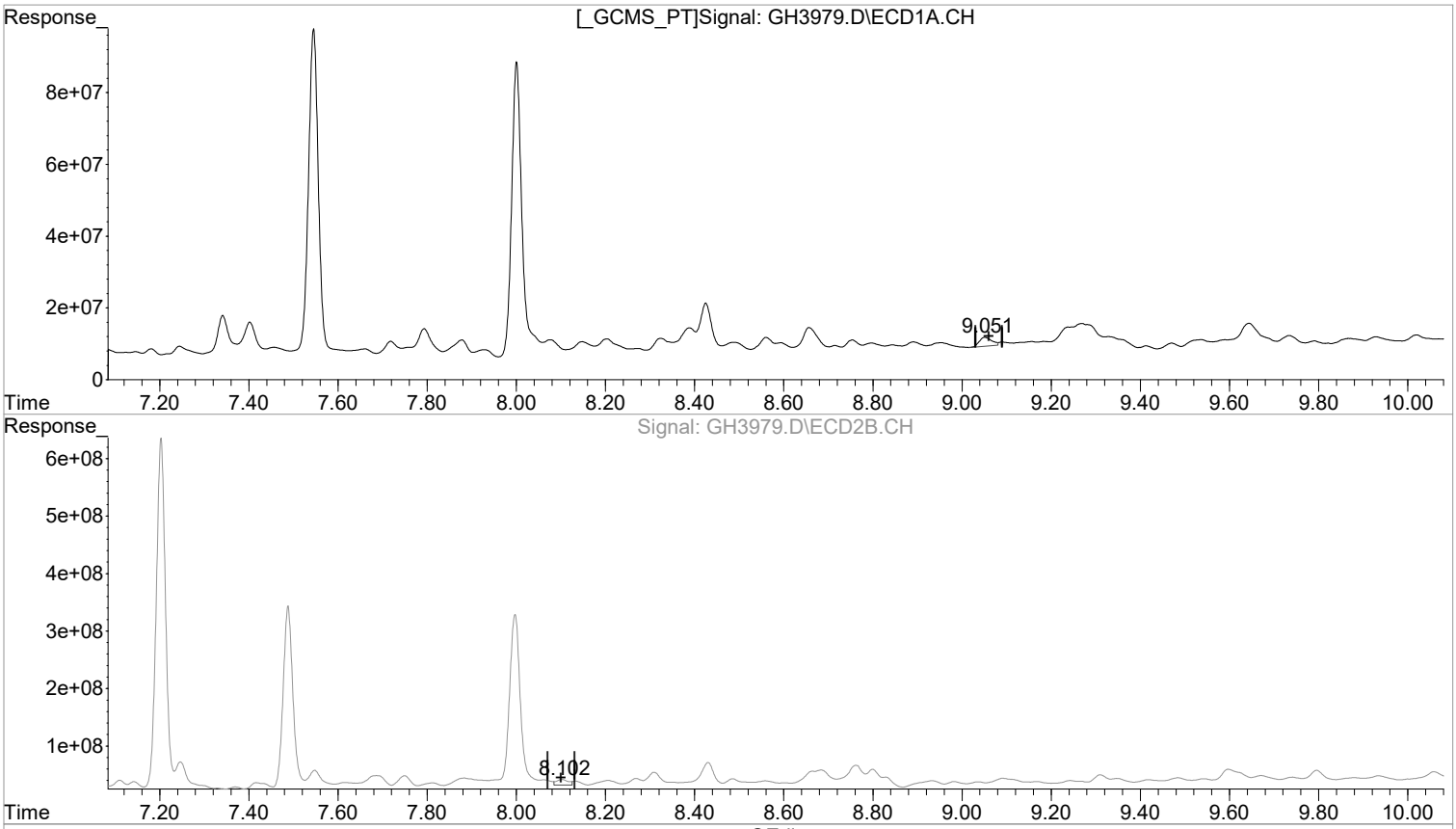

(8) Dinoseb (T)
9.051min 9.232 ug/l m
response 48202480

(8) Dinoseb #2 (T)
8.102min 8.560 ug/l
response 182168092

Manual Integration:
After
Poor integration.
06/22/21

(+) = Expected Retention Time

1st AF 06/22/21
2nd DM 06/22/21

Quantitation Report (Qedit)

Data Path : I:\ACQUDATA\6890D\DATA\062121\
Data File : GH3979.D
Signal(s) : Signal #1: ECD1A.CH Signal #2: ECD2B.CH
Acq On : 21 Jun 2021 7:36 pm
Operator : AFelser
Sample : RQ2106890-01
Misc : 381511
ALS Vial : 13 Sample Multiplier: 1

Integration File signal 1: EVENTS.E
Integration File signal 2: EVENT1.E
Quant Time: Jun 22 10:00:33 2021
Quant Method : I:\ACQUDATA\6890D\METHODS\HERB042721.M
Quant Title : 8151 Herbicides
QLast Update : Wed Apr 28 09:42:47 2021
Response via : Initial Calibration
Integrator: ChemStation 6890 Scale Mode: Large solvent peaks clipped

Volume Inj. : 2uL
Signal #1 Phase : DB-1701 Signal #2 Phase: DB-17
Signal #1 Info : .32 mm Signal #2 Info : .32 mm

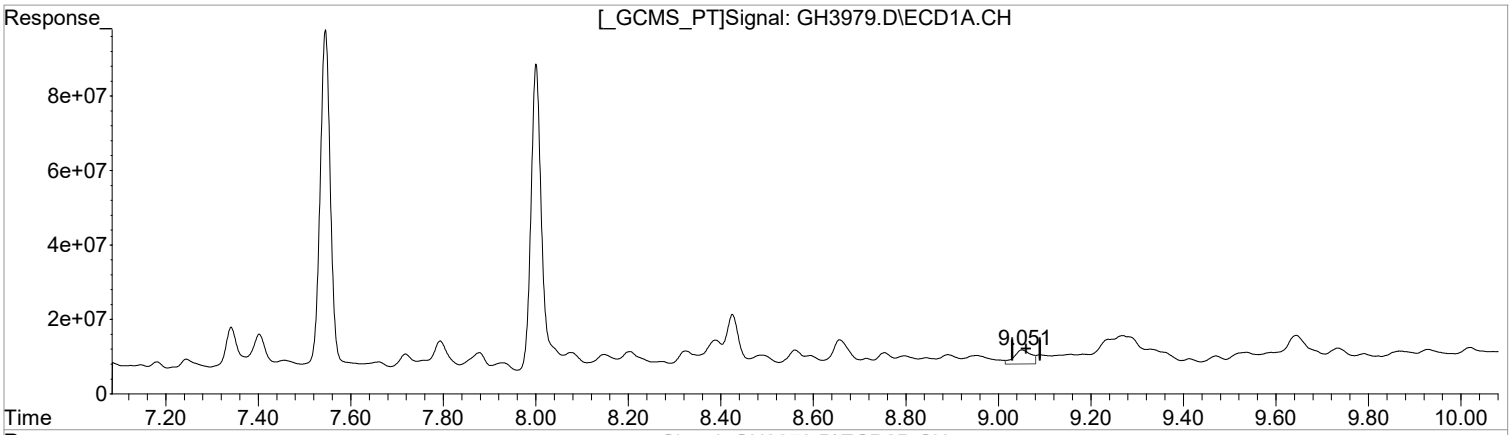

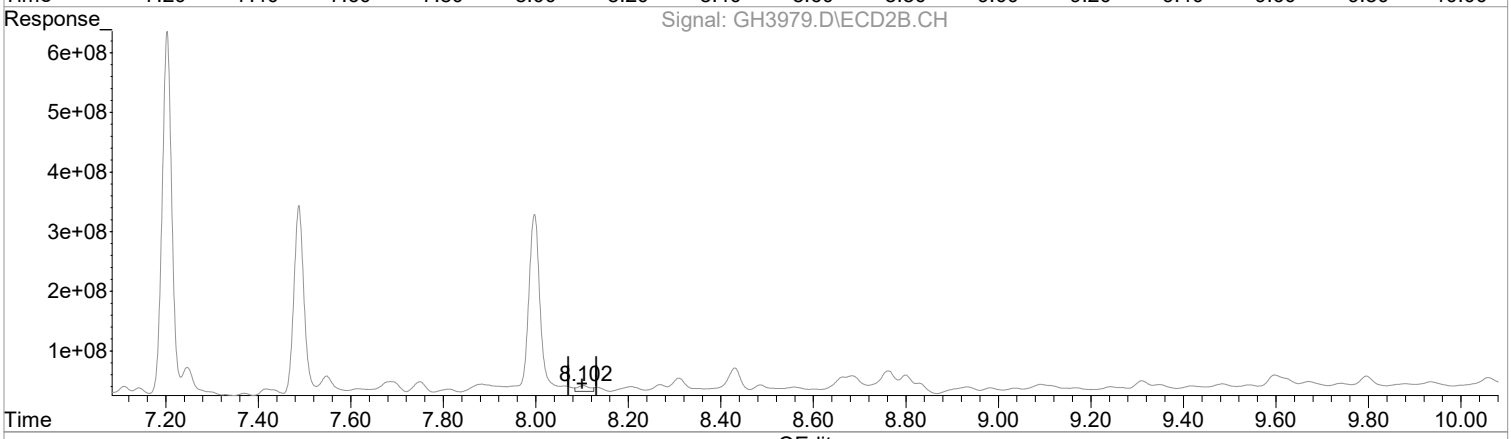

(8) Dinoseb (T)
9.051min 18.892 ug/l
response 98637766

(8) Dinoseb #2 (T)
8.102min 8.560 ug/l
response 182168092

Manual Integration:
Before

06/22/21

(+) = Expected Retention Time

1st AF 06/22/21
2nd DM 06/22/21

Quantitation Report (QT Reviewed)

Data Path : I:\ACQUDATA\6890D\DATA\062121\
Data File : GH3979.D
Signal(s) : Signal #1: ECD1A.CH Signal #2: ECD2B.CH
Acq On : 21 Jun 2021 7:36 pm
Operator : AFelser
Sample : RQ2106890-01
Misc : 381511
ALS Vial : 13 Sample Multiplier: 1

Integration File signal 1: EVENTS.E
Integration File signal 2: EVENT1.E
Quant Time: Jun 22 10:00:33 2021
Quant Method : I:\ACQUDATA\6890D\METHODS\HERB042721.M
Quant Title : 8151 Herbicides
QLast Update : Wed Apr 28 09:42:47 2021
Response via : Initial Calibration
Integrator: ChemStation 6890 Scale Mode: Large solvent peaks clipped

Volume Inj. : 2uL
Signal #1 Phase : DB-1701 Signal #2 Phase: DB-17
Signal #1 Info : .32 mm Signal #2 Info : .32 mm

	Compound	RT#1	RT#2	Resp#1	Resp#2	ug/l	ug/l	
	System Monitoring Compounds							
1) S	SURR1,DCAA	5.691	5.797	631.5E6	1959.9E6	477.911m	413.158m	
	Spiked Amount 100.000			Recovery	=	477.91%	413.16%	
	Target Compounds							
2) T	Dicamba	5.843	5.990	885.7E6	2906.4E6	171.009	157.982	
3) T	Dichloroprop	6.493	6.471	414.6E6	994.9E6	288.574	187.270	#
4) T	2,4-D	6.838	6.865	425.7E6	1115.2E6	248.605	173.299	#
5) T	Pentachlo...	6.990	7.203	2551.4E6	8844.2E6	122.832	114.606	
6) T	2,4,5-TP(sil	7.545	7.488	1503.4E6	4805.8E6	192.892	165.403	
7) T	2,4,5-T	8.001	7.997	1346.1E6	5184.4E6	185.020	199.466	
8) T	Dinoseb	9.051	8.102	48202480	182.2E6	9.232m	8.560	

(f)=RT Delta > 1/2 Window (#)=Amounts differ by > 25% (m)=manual int.

Quantitation Report (QT Reviewed)

Data Path : I:\ACQUDATA\6890D\DATA\062121\
Data File : GH3979.D
Signal(s) : Signal #1: ECD1A.CH Signal #2: ECD2B.CH
Acq On : 21 Jun 2021 7:36 pm
Operator : AFelser
Sample : RQ2106890-01
Misc : 381511
ALS Vial : 13 Sample Multiplier: 1

Integration File signal 1: EVENTS.E
Integration File signal 2: EVENT1.E
Quant Time: Jun 22 10:00:33 2021
Quant Method : I:\ACQUDATA\6890D\METHODS\HERB042721.M
Quant Title : 8151 Herbicides
QLast Update : Wed Apr 28 09:42:47 2021
Response via : Initial Calibration
Integrator: ChemStation 6890 Scale Mode: Large solvent peaks clipped

Volume Inj. : 2uL
Signal #1 Phase : DB-1701 Signal #2 Phase: DB-17
Signal #1 Info : .32 mm Signal #2 Info : .32 mm

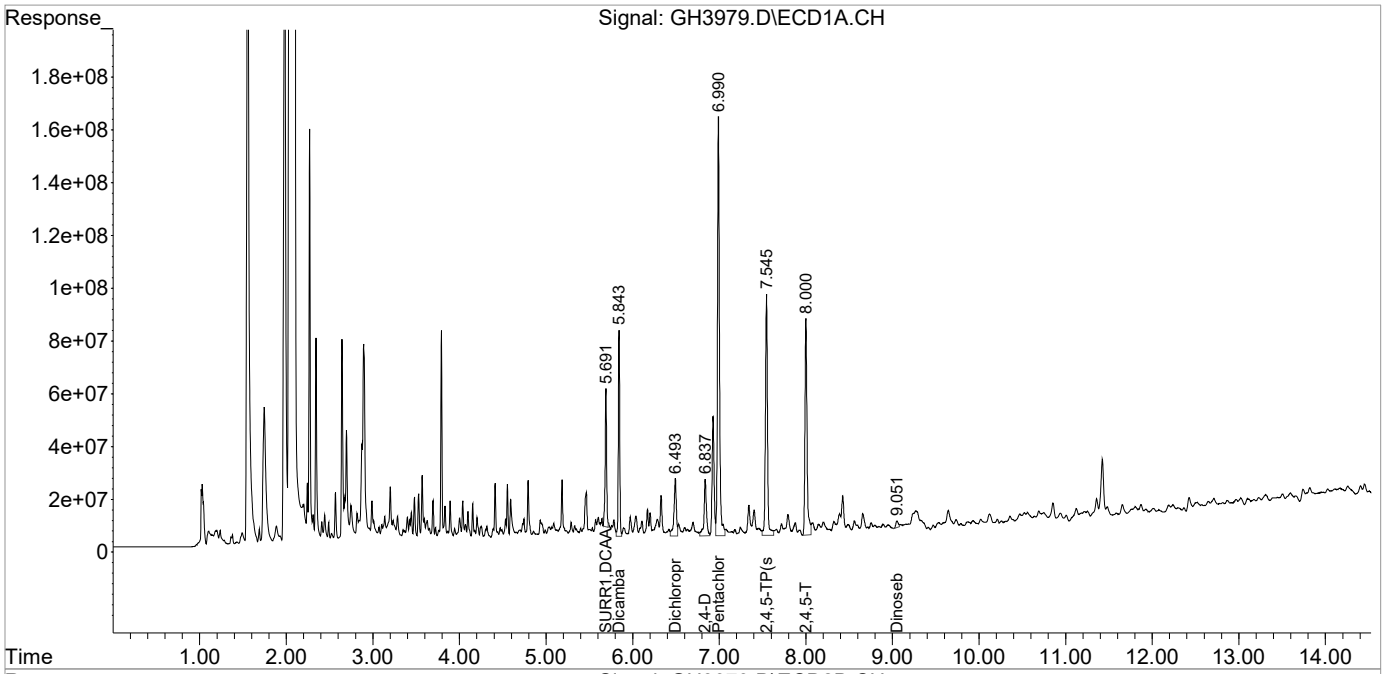

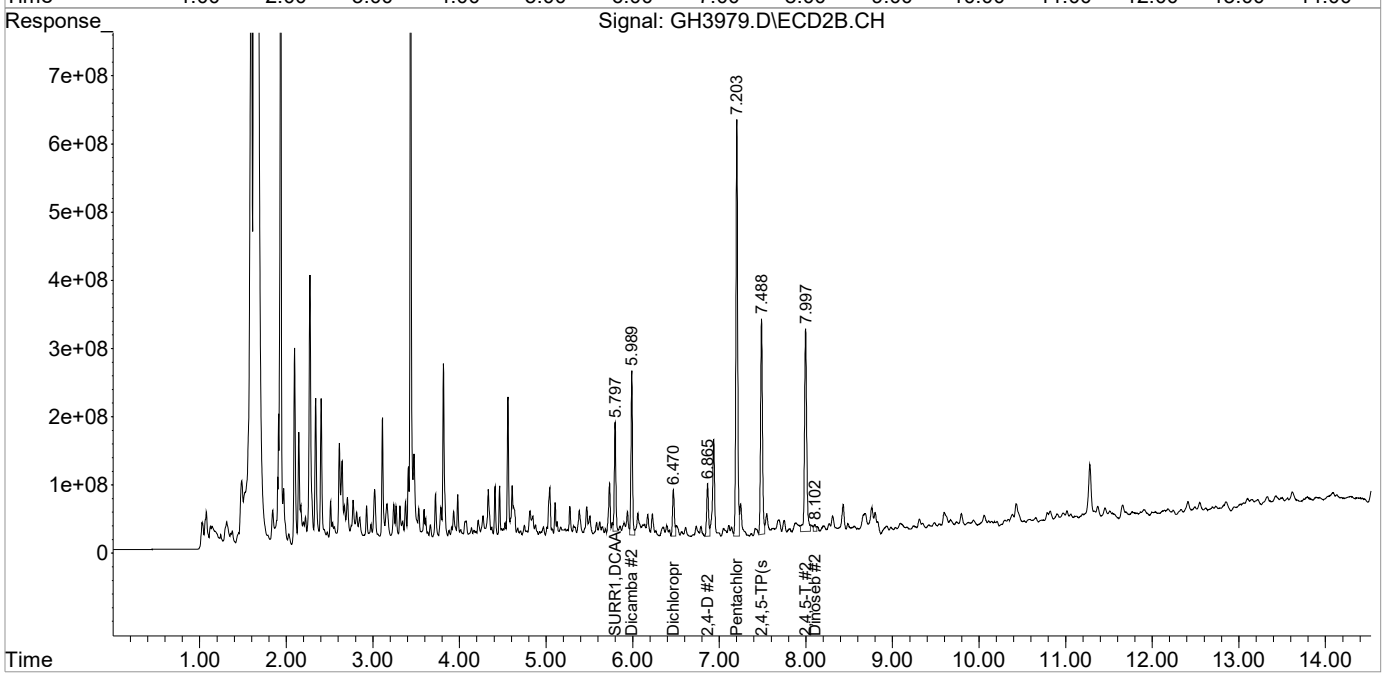

1st AF 06/22/21
2nd DM 06/22/21

Quantitation Report (Qedit)

Data Path : I:\ACQUDATA\6890D\DATA\062121\
Data File : GH3980.D
Signal(s) : Signal #1: ECD1A.CH Signal #2: ECD2B.CH
Acq On : 21 Jun 2021 7:56 pm
Operator : AFelser
Sample : RQ2106890-02
Misc : 381511
ALS Vial : 14 Sample Multiplier: 1

Integration File signal 1: EVENTS.E
Integration File signal 2: EVENT1.E
Quant Time: Jun 22 10:00:35 2021
Quant Method : I:\ACQUDATA\6890D\METHODS\HERB042721.M
Quant Title : 8151 Herbicides
QLast Update : Wed Apr 28 09:42:47 2021
Response via : Initial Calibration
Integrator: ChemStation 6890 Scale Mode: Large solvent peaks clipped

Volume Inj. : 2uL
Signal #1 Phase : DB-1701 Signal #2 Phase: DB-17
Signal #1 Info : .32 mm Signal #2 Info : .32 mm

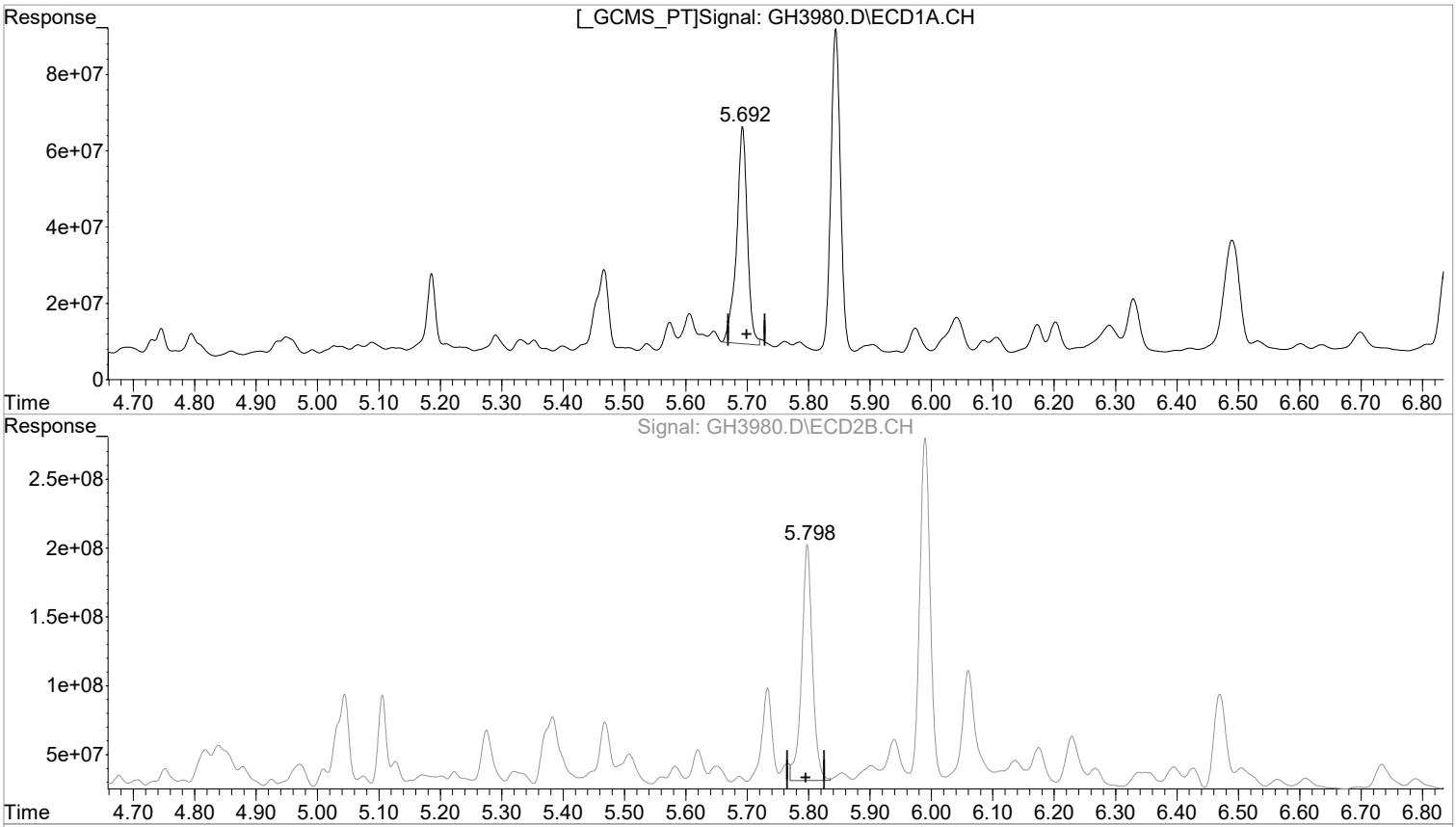

(1) SURR1,DCAA (S)
5.692min 527.451 ug/l m
response 696912422

(1) SURR1,DCAA #2 (S)
5.798min 441.488 ug/l m
response 2094341355

Manual Integration:
After
Poor integration.
06/22/21

(+) = Expected Retention Time

1st AF 06/22/21
2nd DM 06/22/21

Quantitation Report (Qedit)

Data Path : I:\ACQUDATA\6890D\DATA\062121\
Data File : GH3980.D
Signal(s) : Signal #1: ECD1A.CH Signal #2: ECD2B.CH
Acq On : 21 Jun 2021 7:56 pm
Operator : AFelser
Sample : RQ2106890-02
Misc : 381511
ALS Vial : 14 Sample Multiplier: 1

Integration File signal 1: EVENTS.E
Integration File signal 2: EVENT1.E
Quant Time: Jun 22 10:00:35 2021
Quant Method : I:\ACQUDATA\6890D\METHODS\HERB042721.M
Quant Title : 8151 Herbicides
QLast Update : Wed Apr 28 09:42:47 2021
Response via : Initial Calibration
Integrator: ChemStation 6890 Scale Mode: Large solvent peaks clipped

Volume Inj. : 2uL
Signal #1 Phase : DB-1701 Signal #2 Phase: DB-17
Signal #1 Info : .32 mm Signal #2 Info : .32 mm

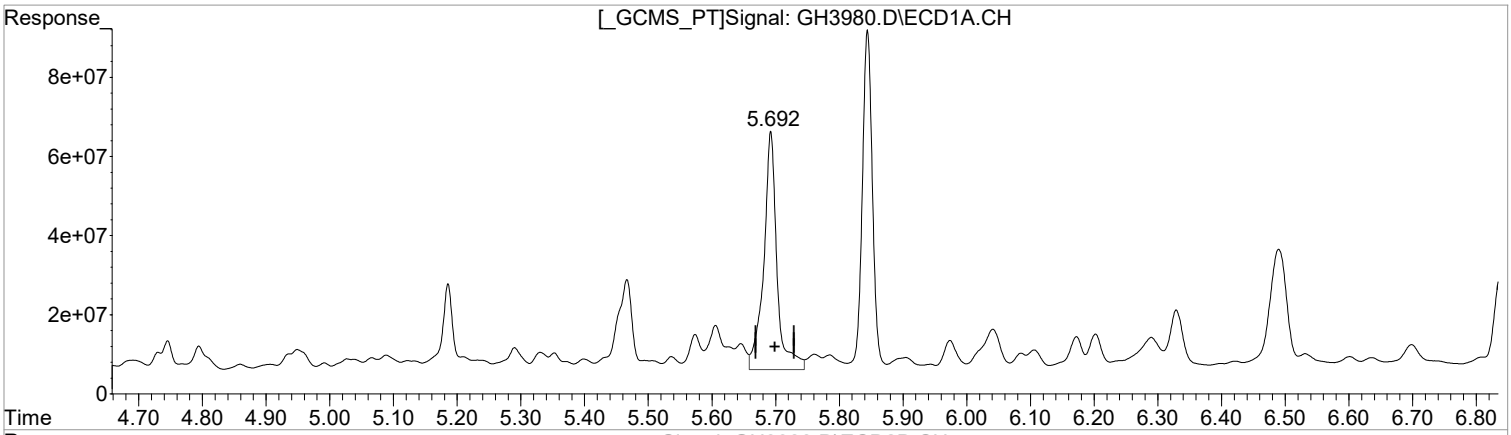

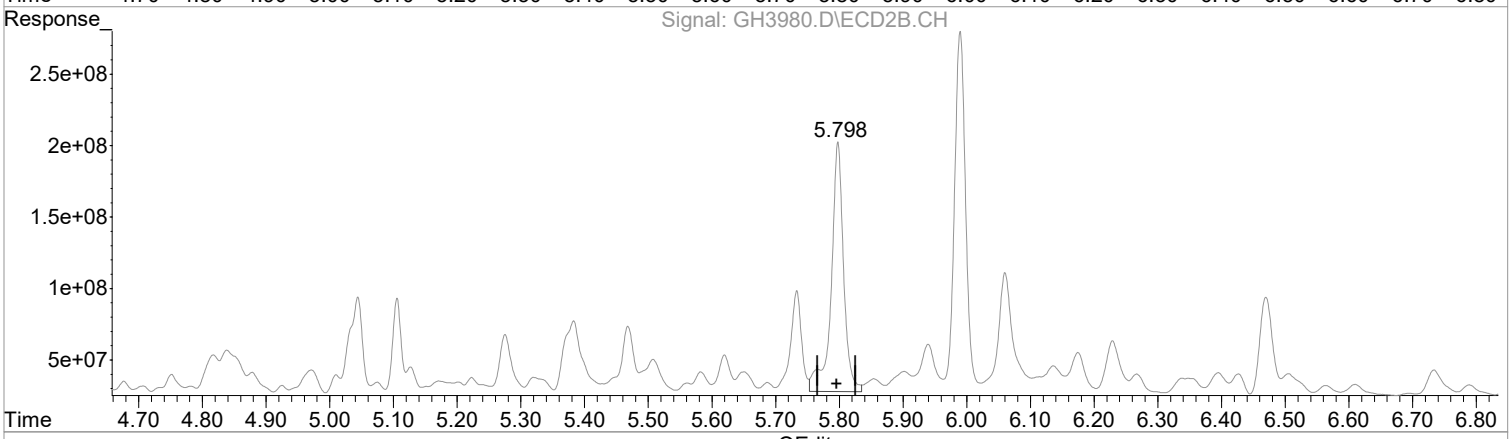

QEdit

(1) SURR1,DCAA (S)
5.692min 658.847 ug/l
response 870523666

(1) SURR1,DCAA #2 (S)
5.798min 498.623 ug/l
response 2365378902

Manual Integration:
Before

06/22/21

(+) = Expected Retention Time

1st AF 06/22/21
2nd DM 06/22/21

Quantitation Report (QT Reviewed)

Data Path : I:\ACQUDATA\6890D\DATA\062121\
Data File : GH3980.D
Signal(s) : Signal #1: ECD1A.CH Signal #2: ECD2B.CH
Acq On : 21 Jun 2021 7:56 pm
Operator : AFelser
Sample : RQ2106890-02
Misc : 381511
ALS Vial : 14 Sample Multiplier: 1

Integration File signal 1: EVENTS.E
Integration File signal 2: EVENT1.E
Quant Time: Jun 22 10:00:35 2021
Quant Method : I:\ACQUDATA\6890D\METHODS\HERB042721.M
Quant Title : 8151 Herbicides
QLast Update : Wed Apr 28 09:42:47 2021
Response via : Initial Calibration
Integrator: ChemStation 6890 Scale Mode: Large solvent peaks clipped

Volume Inj. : 2uL
Signal #1 Phase : DB-1701 Signal #2 Phase: DB-17
Signal #1 Info : .32 mm Signal #2 Info : .32 mm

	Compound	RT#1	RT#2	Resp#1	Resp#2	ug/l	ug/l	
	System Monitoring Compounds							
1) S	SURR1,DCAA	5.692	5.798	696.9E6	2094.3E6	527.451m	441.488m	
	Spiked Amount 100.000			Recovery	=	527.45%	441.49%	
	Target Compounds							
2) T	Dicamba	5.844	5.990	962.1E6	3115.1E6	185.760	169.324	
3) T	Dichloroprop	6.490	6.470	602.9E6	961.9E6	419.620	181.043	#
4) T	2,4-D	6.838	6.865	410.0E6	1165.7E6	239.405	181.132	
5) T	Pentachlo...	6.990	7.203	2517.4E6	8845.2E6	121.194	114.618	
6) T	2,4,5-TP(sil	7.546	7.488	1562.9E6	5379.2E6	200.528	185.139	
7) T	2,4,5-T	8.001	7.998	1423.8E6	5561.3E6	195.698	213.968	
8) T	Dinoseb	9.050	8.102	109.0E6	335.7E6	20.877	15.777	

(f)=RT Delta > 1/2 Window (#)=Amounts differ by > 25% (m)=manual int.

Quantitation Report (QT Reviewed)

Data Path : I:\ACQUDATA\6890D\DATA\062121\
Data File : GH3980.D
Signal(s) : Signal #1: ECD1A.CH Signal #2: ECD2B.CH
Acq On : 21 Jun 2021 7:56 pm
Operator : AFelser
Sample : RQ2106890-02
Misc : 381511
ALS Vial : 14 Sample Multiplier: 1

Integration File signal 1: EVENTS.E
Integration File signal 2: EVENT1.E
Quant Time: Jun 22 10:00:35 2021
Quant Method : I:\ACQUDATA\6890D\METHODS\HERB042721.M
Quant Title : 8151 Herbicides
QLast Update : Wed Apr 28 09:42:47 2021
Response via : Initial Calibration
Integrator: ChemStation 6890 Scale Mode: Large solvent peaks clipped

Volume Inj. : 2uL
Signal #1 Phase : DB-1701 Signal #2 Phase: DB-17
Signal #1 Info : .32 mm Signal #2 Info : .32 mm

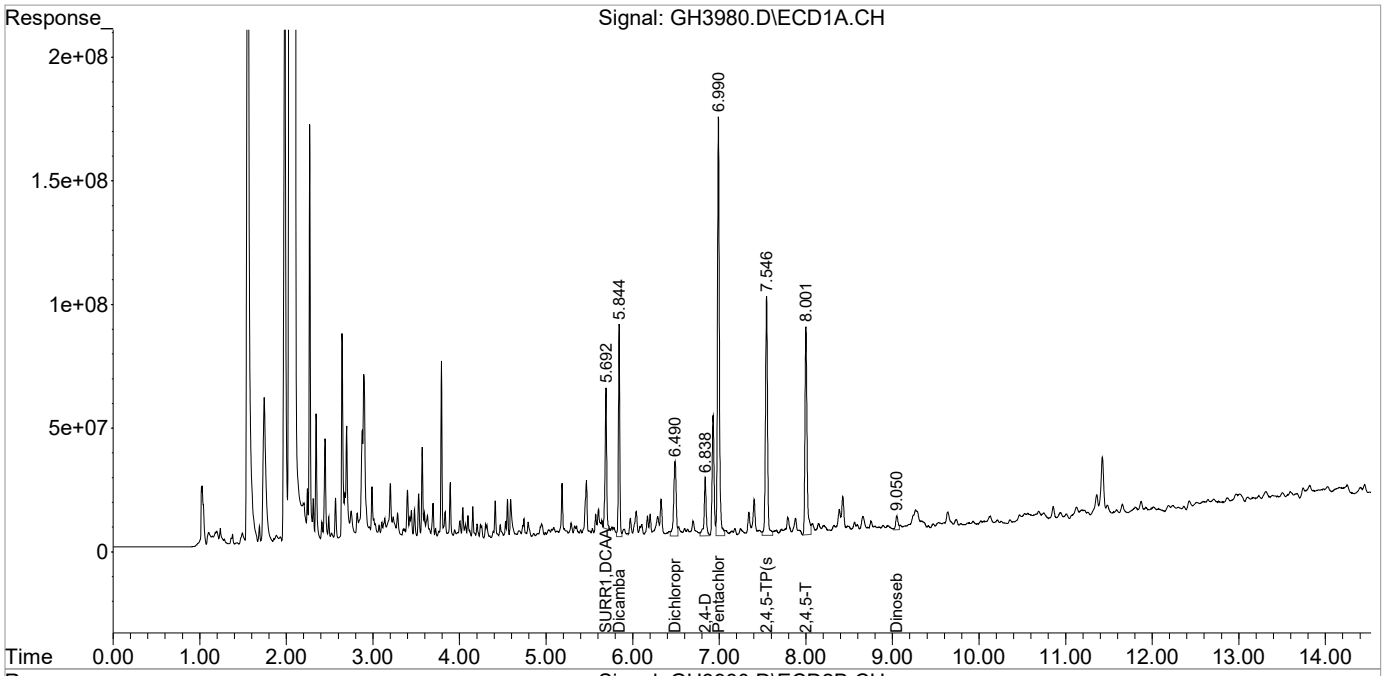

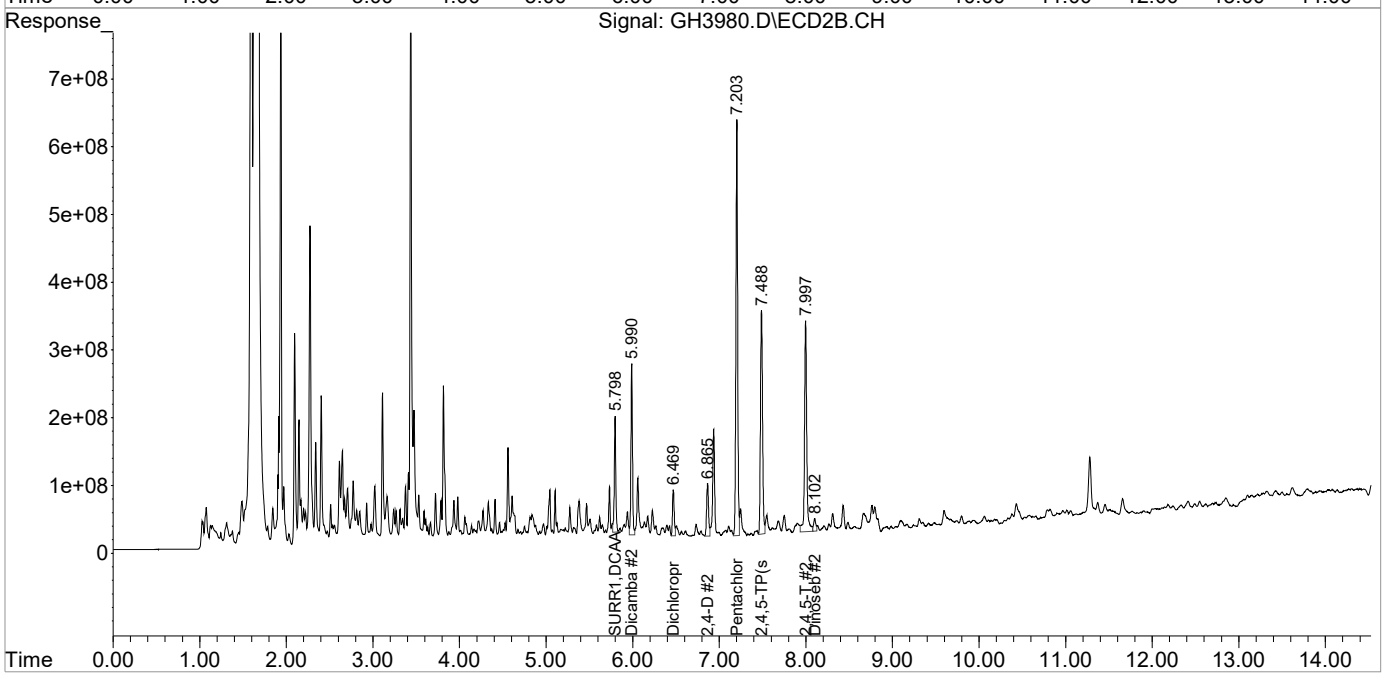

1st AF 06/22/21
2nd DM 06/22/21

Quantitation Report (Qedit)

Data Path : I:\ACQUDATA\6890D\DATA\062121\
Data File : GH3964.D
Signal(s) : Signal #1: ECD1A.CH Signal #2: ECD2B.CH
Acq On : 21 Jun 2021 1:34 pm
Operator : AFelser
Sample : CCV
Misc : 8151
ALS Vial : 2 Sample Multiplier: 1

Integration File signal 1: EVENTS.E
Integration File signal 2: EVENT1.E
Quant Time: Jun 21 14:20:26 2021
Quant Method : I:\ACQUDATA\6890D\METHODS\HERB042721.M
Quant Title : 8151 Herbicides
QLast Update : Wed Apr 28 09:42:47 2021
Response via : Initial Calibration
Integrator: ChemStation 6890 Scale Mode: Large solvent peaks clipped

Volume Inj. : 2uL
Signal #1 Phase : DB-1701 Signal #2 Phase: DB-17
Signal #1 Info : .32 mm Signal #2 Info : .32 mm

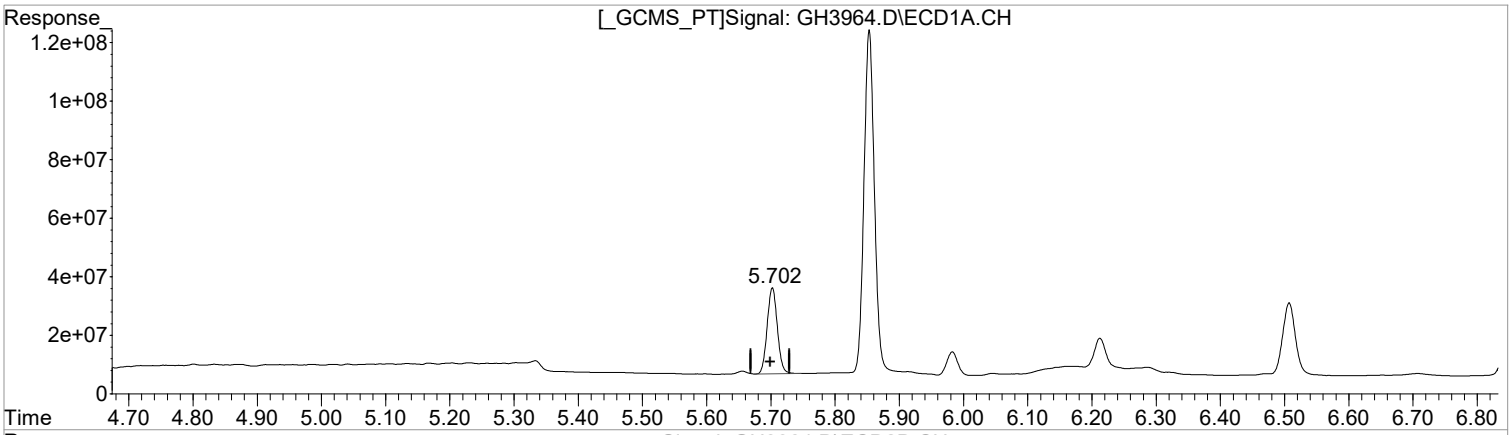

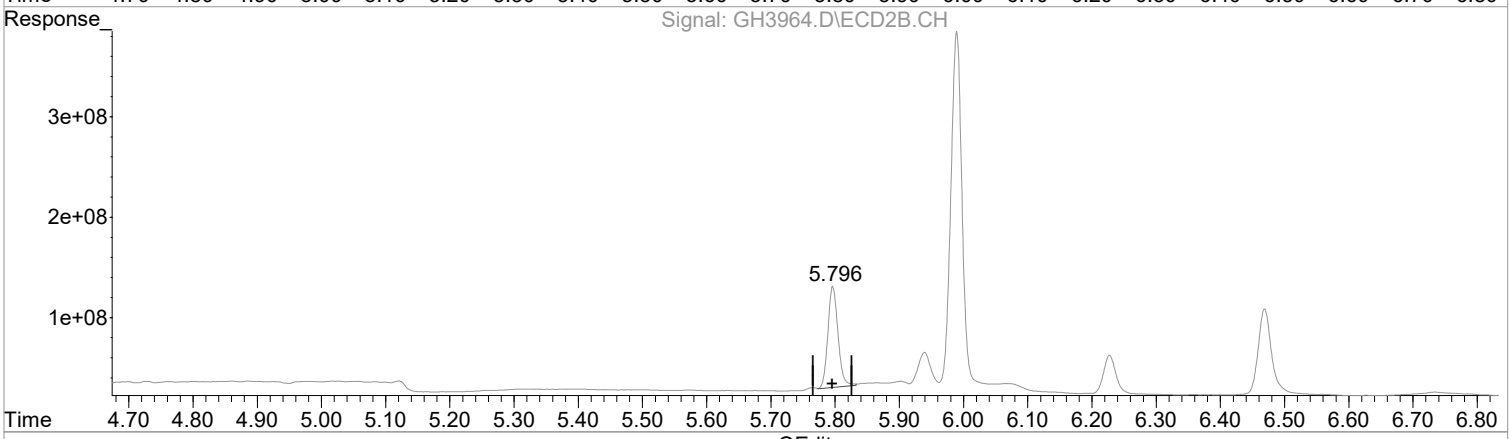

(1) SURR1,DCAA (S)
5.702min 245.103 ug/l m
response 323851155

(1) SURR1,DCAA #2 (S)
5.796min 231.132 ug/l m
response 1096446666

Manual Integration:
After
Poor integration.
06/21/21

(+) = Expected Retention Time

1st AF 06/22/21
2nd DM 06/22/21

Quantitation Report (Qedit)

Data Path : I:\ACQUDATA\6890D\DATA\062121\
Data File : GH3964.D
Signal(s) : Signal #1: ECD1A.CH Signal #2: ECD2B.CH
Acq On : 21 Jun 2021 1:34 pm
Operator : AFelser
Sample : CCV
Misc : 8151
ALS Vial : 2 Sample Multiplier: 1

Integration File signal 1: EVENTS.E
Integration File signal 2: EVENT1.E
Quant Time: Jun 21 14:20:26 2021
Quant Method : I:\ACQUDATA\6890D\METHODS\HERB042721.M
Quant Title : 8151 Herbicides
QLast Update : Wed Apr 28 09:42:47 2021
Response via : Initial Calibration
Integrator: ChemStation 6890 Scale Mode: Large solvent peaks clipped

Volume Inj. : 2uL
Signal #1 Phase : DB-1701 Signal #2 Phase: DB-17
Signal #1 Info : .32 mm Signal #2 Info : .32 mm

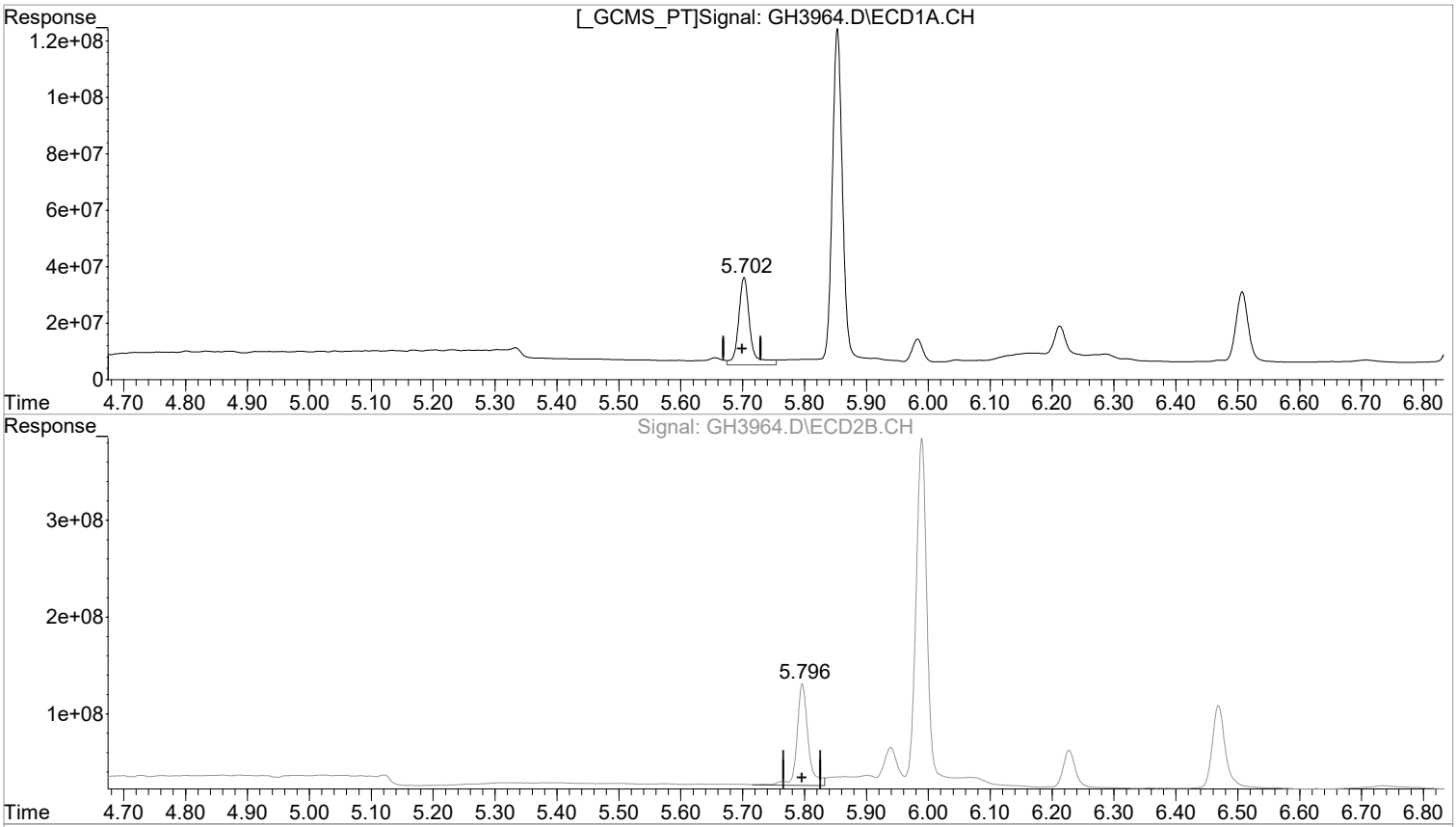

(1) SURR1,DCAA (S)
5.702min 302.842 ug/l
response 400139925

(1) SURR1,DCAA #2 (S)
5.797min 281.053 ug/l
response 1333263783

Manual Integration:
Before

06/21/21

(+) = Expected Retention Time

1st AF 06/22/21
2nd DM 06/22/21

Quantitation Report (Qedit)

Data Path : I:\ACQUDATA\6890D\DATA\062121\
Data File : GH3964.D
Signal(s) : Signal #1: ECD1A.CH Signal #2: ECD2B.CH
Acq On : 21 Jun 2021 1:34 pm
Operator : AFelser
Sample : CCV
Misc : 8151
ALS Vial : 2 Sample Multiplier: 1

Integration File signal 1: EVENTS.E
Integration File signal 2: EVENT1.E
Quant Time: Jun 21 14:20:26 2021
Quant Method : I:\ACQUDATA\6890D\METHODS\HERB042721.M
Quant Title : 8151 Herbicides
QLast Update : Wed Apr 28 09:42:47 2021
Response via : Initial Calibration
Integrator: ChemStation 6890 Scale Mode: Large solvent peaks clipped

Volume Inj. : 2uL
Signal #1 Phase : DB-1701 Signal #2 Phase: DB-17
Signal #1 Info : .32 mm Signal #2 Info : .32 mm

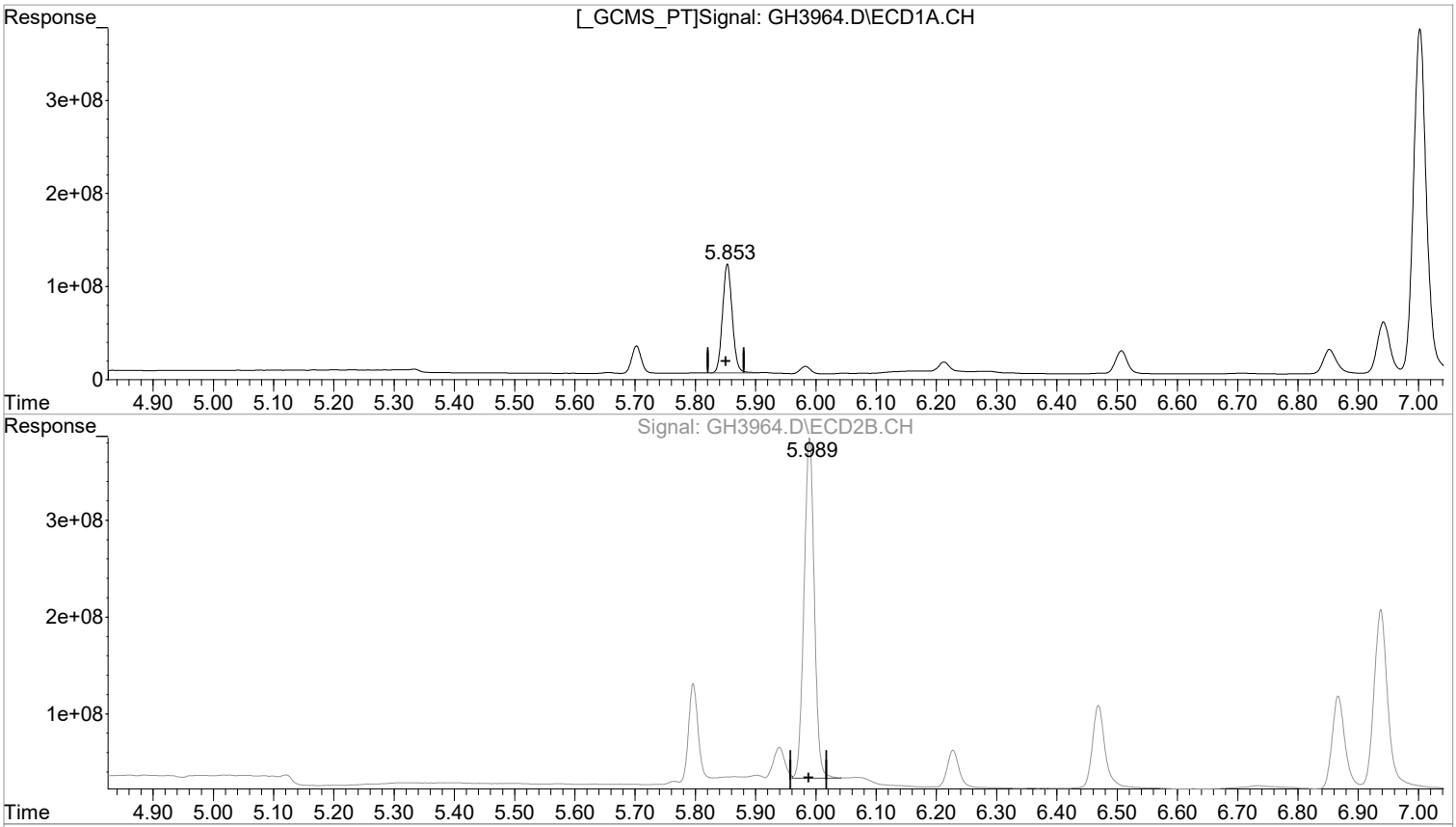

(2) Dicamba (T)
5.853min 254.190 ug/l m
response 1316456510

(2) Dicamba #2 (T)
5.989min 226.965 ug/l m
response 4175520096

Manual Integration:
After
Poor integration.
06/21/21

(+) = Expected Retention Time

1st AF 06/22/21
2nd DM 06/22/21

Quantitation Report (Qedit)

Data Path : I:\ACQUDATA\6890D\DATA\062121\
Data File : GH3964.D
Signal(s) : Signal #1: ECD1A.CH Signal #2: ECD2B.CH
Acq On : 21 Jun 2021 1:34 pm
Operator : AFelser
Sample : CCV
Misc : 8151
ALS Vial : 2 Sample Multiplier: 1

Integration File signal 1: EVENTS.E
Integration File signal 2: EVENT1.E
Quant Time: Jun 21 14:20:26 2021
Quant Method : I:\ACQUDATA\6890D\METHODS\HERB042721.M
Quant Title : 8151 Herbicides
QLast Update : Wed Apr 28 09:42:47 2021
Response via : Initial Calibration
Integrator: ChemStation 6890 Scale Mode: Large solvent peaks clipped

Volume Inj. : 2uL
Signal #1 Phase : DB-1701 Signal #2 Phase: DB-17
Signal #1 Info : .32 mm Signal #2 Info : .32 mm

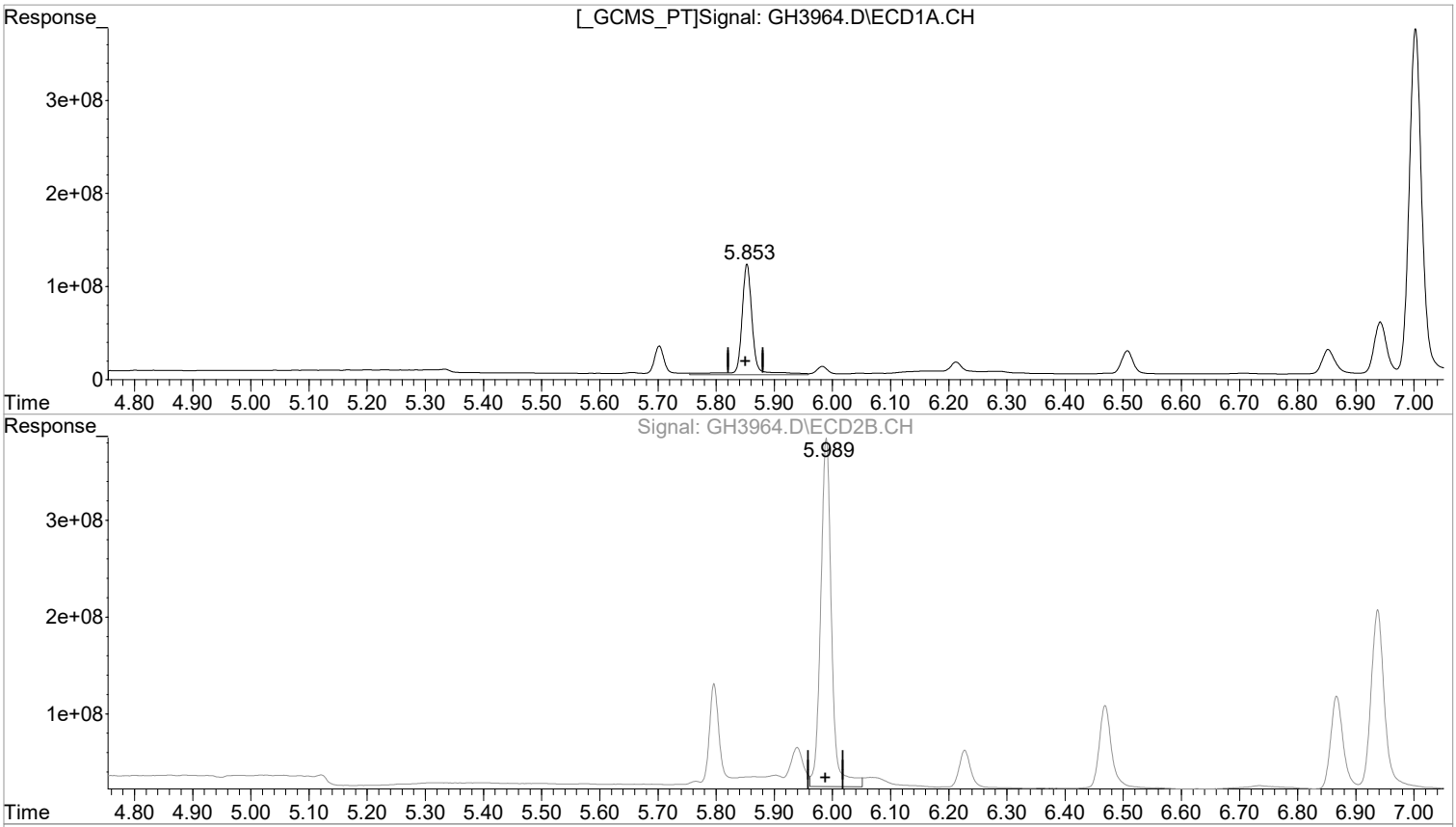

(2) Dicamba (T)
5.853min 297.951 ug/l
response 1543097372

(2) Dicamba #2 (T)
5.989min 252.815 ug/l
response 4651084549

Manual Integration:
Before

06/21/21

(+) = Expected Retention Time

1st AF 06/22/21
2nd DM 06/22/21

Quantitation Report (Qedit)

Data Path : I:\ACQUDATA\6890D\DATA\062121\
Data File : GH3964.D
Signal(s) : Signal #1: ECD1A.CH Signal #2: ECD2B.CH
Acq On : 21 Jun 2021 1:34 pm
Operator : AFelser
Sample : CCV
Misc : 8151
ALS Vial : 2 Sample Multiplier: 1

Integration File signal 1: EVENTS.E
Integration File signal 2: EVENT1.E
Quant Time: Jun 21 14:20:26 2021
Quant Method : I:\ACQUDATA\6890D\METHODS\HERB042721.M
Quant Title : 8151 Herbicides
QLast Update : Wed Apr 28 09:42:47 2021
Response via : Initial Calibration
Integrator: ChemStation 6890 Scale Mode: Large solvent peaks clipped

Volume Inj. : 2uL
Signal #1 Phase : DB-1701 Signal #2 Phase: DB-17
Signal #1 Info : .32 mm Signal #2 Info : .32 mm

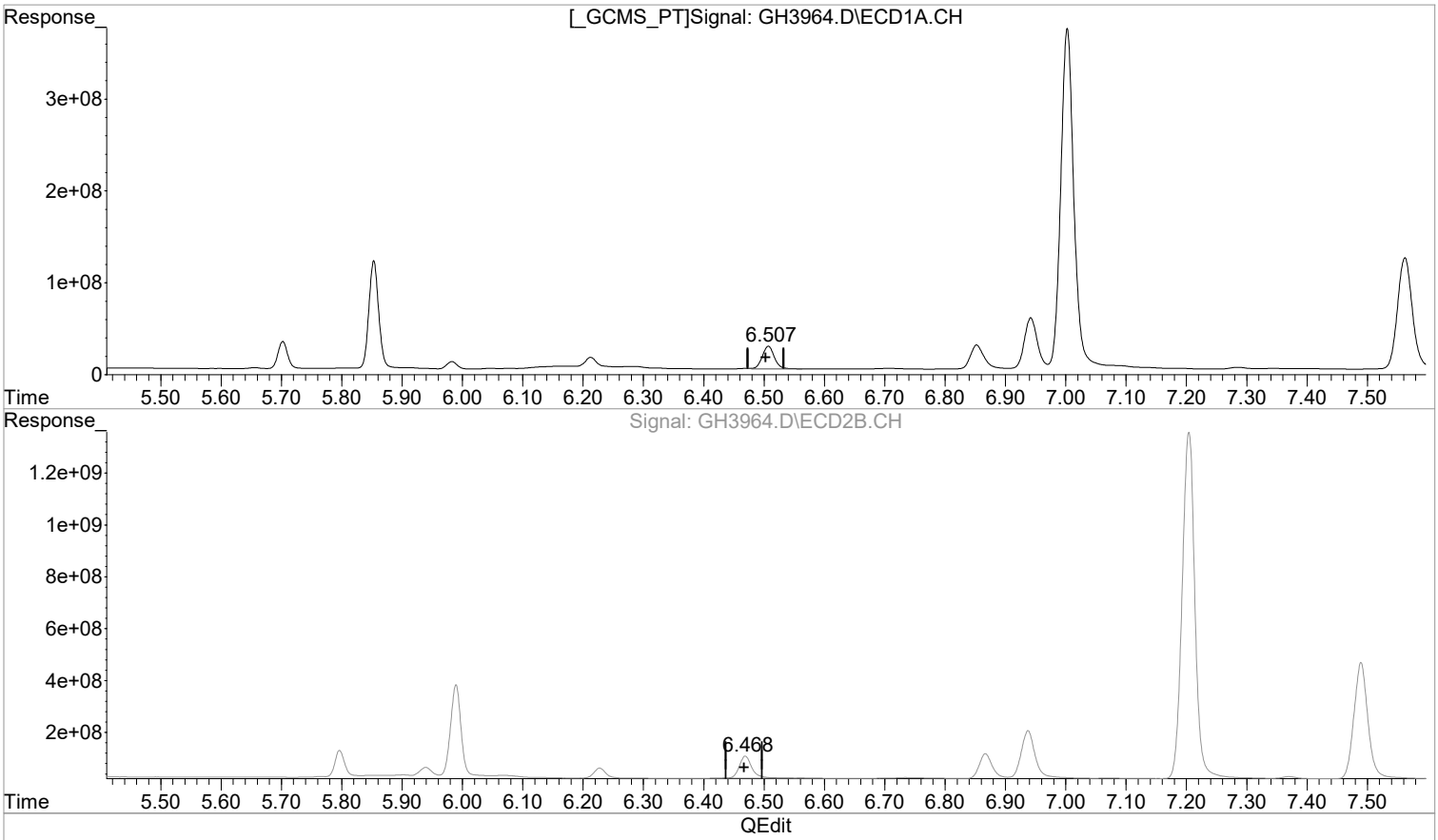

(3) Dichloroprop (T)
6.507min 241.452 ug/L m
response 346907986

(3) Dichloroprop#2 (T)
6.469min 249.597 ug/L
response 1326087443

Manual Integration:
After
Poor integration.
06/21/21

(+) = Expected Retention Time

1st AF 06/22/21
2nd DM 06/22/21

Quantitation Report (Qedit)

Data Path : I:\ACQUDATA\6890D\DATA\062121\
Data File : GH3964.D
Signal(s) : Signal #1: ECD1A.CH Signal #2: ECD2B.CH
Acq On : 21 Jun 2021 1:34 pm
Operator : AFelser
Sample : CCV
Misc : 8151
ALS Vial : 2 Sample Multiplier: 1

Integration File signal 1: EVENTS.E
Integration File signal 2: EVENT1.E
Quant Time: Jun 21 14:20:26 2021
Quant Method : I:\ACQUDATA\6890D\METHODS\HERB042721.M
Quant Title : 8151 Herbicides
QLast Update : Wed Apr 28 09:42:47 2021
Response via : Initial Calibration
Integrator: ChemStation 6890 Scale Mode: Large solvent peaks clipped

Volume Inj. : 2uL
Signal #1 Phase : DB-1701 Signal #2 Phase: DB-17
Signal #1 Info : .32 mm Signal #2 Info : .32 mm

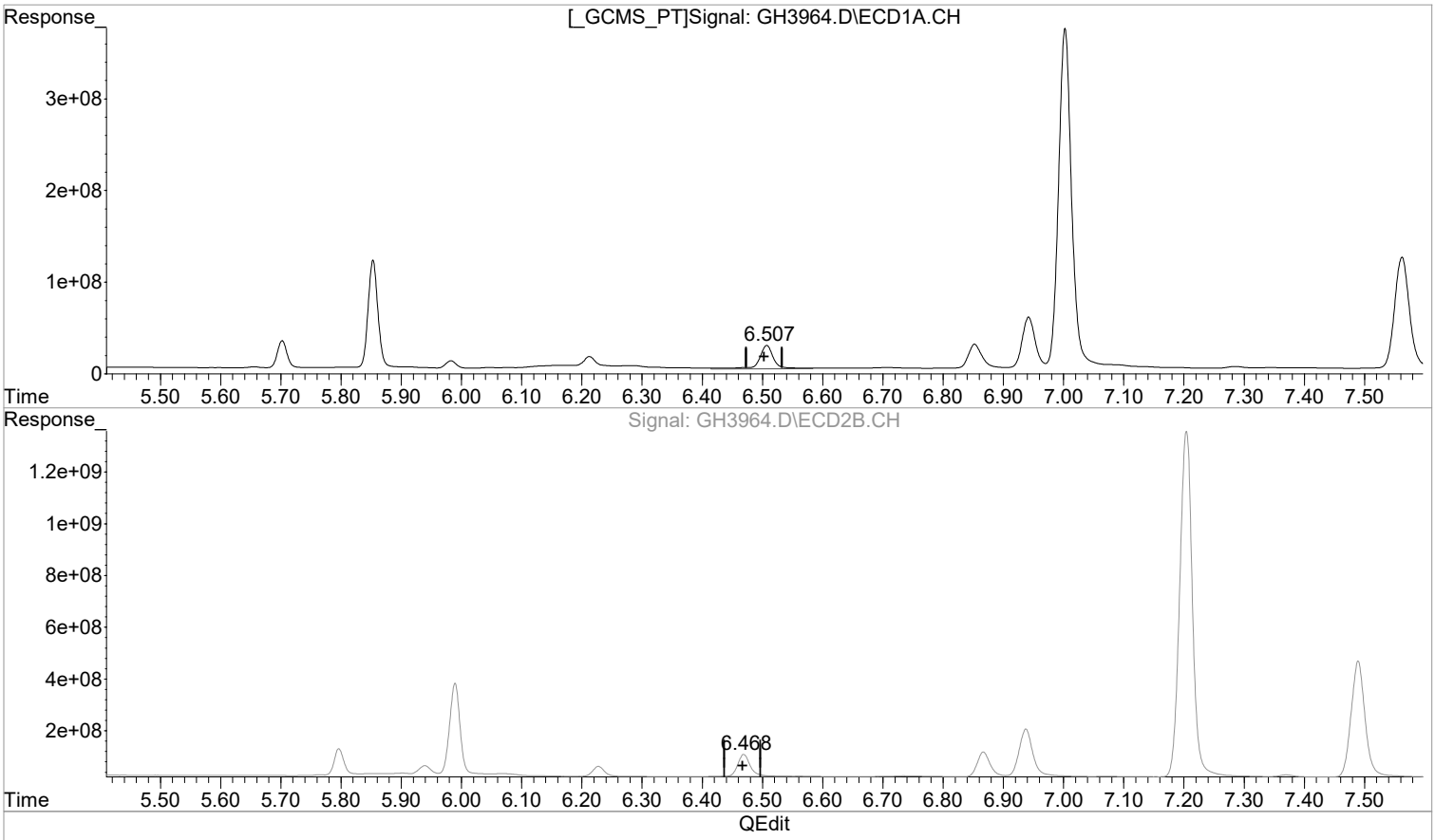

(3) Dichloroprop (T)
6.507min 306.630 ug/L
response 440552980

(3) Dichloroprop#2 (T)
6.469min 249.597 ug/L
response 1326087443

Manual Integration:
Before

06/21/21

(+) = Expected Retention Time

1st AF 06/22/21
2nd DM 06/22/21

Evaluate Continuing Calibration Report

Data Path : I:\ACQUDATA\6890D\DATA\062121\
Data File : GH3964.D
Signal(s) : Signal #1: ECD1A.CH Signal #2: ECD2B.CH
Acq On : 21 Jun 2021 1:34 pm
Operator : AFelser
Sample : CCV
Misc : 8151
ALS Vial : 2 Sample Multiplier: 1

Integration File signal 1: EVENTS.E
Integration File signal 2: EVENT1.E
Quant Time: Jun 21 14:20:26 2021
Quant Method : I:\ACQUDATA\6890D\METHODS\HERB042721.M
Quant Title : 8151 Herbicides
QLast Update : Wed Apr 28 09:42:47 2021
Response via : Initial Calibration
Integrator: ChemStation 6890 Scale Mode: Large solvent peaks clipped

Volume Inj. : 2uL
Signal #1 Phase : DB-1701 Signal #2 Phase: DB-17
Signal #1 Info : .32 mm Signal #2 Info : .32 mm

Min. RRF : 0.000 Min. Rel. Area : 50% Max. R.T. Dev 0.10min
Max. RRF Dev : 20% Max. Rel. Area : 150%

		Compound	Amount	Calc.	%Dev	Area%	Dev(Min)
1	S	SURR1,DCAA	250.000	245.103	2.0	109	0.00
2	T	Dicamba	235.000	254.190	-8.2	113	0.00
3	T	Dichloroprop	236.000	241.452	-2.3	111	0.00
4	T	2,4-D	235.000	276.299	-17.6	124	0.00
5	T	Pentachlorophenol	237.500	282.901	-19.1	123	0.00
6	T	2,4,5-TP(sil	237.700	278.849	-17.3	121	0.00
7	T	2,4,5-T	237.000	278.096	-17.3	120	0.00
8	T	Dinoseb	236.200	287.519	-21.7#	126	0.00

Signal #2

1	S	SURR1,DCAA	250.000	231.132	7.5	110	0.00
2	T	Dicamba	235.000	226.965	3.4	109	0.00
3	T	Dichloroprop#2	236.000	249.597	-5.8	120	0.00
4	T	2,4-D	235.000	225.778	3.9	109	0.00
5	T	Pentachlorophenol#2	237.500	256.723	-8.1	114	0.00
6	T	2,4,5-TP(sil	237.700	253.814	-6.8	117	0.00
7	T	2,4,5-T	237.000	260.485	-9.9	118	0.00
8	T	Dinoseb	236.200	265.895	-12.6	123	0.00

Evaluate Continuing Calibration Report - Not Founds

Signal #2

(#) = Out of Range SPCC's out = 0 CCC's out = 0

1st AF 06/22/21
2nd DM 06/22/21

Quantitation Report (QT Reviewed)

Data Path : I:\ACQUDATA\6890D\DATA\062121\
Data File : GH3964.D
Signal(s) : Signal #1: ECD1A.CH Signal #2: ECD2B.CH
Acq On : 21 Jun 2021 1:34 pm
Operator : AFelser
Sample : CCV
Misc : 8151
ALS Vial : 2 Sample Multiplier: 1

Integration File signal 1: EVENTS.E
Integration File signal 2: EVENT1.E
Quant Time: Jun 21 14:20:26 2021
Quant Method : I:\ACQUDATA\6890D\METHODS\HERB042721.M
Quant Title : 8151 Herbicides
QLast Update : Wed Apr 28 09:42:47 2021
Response via : Initial Calibration
Integrator: ChemStation 6890 Scale Mode: Large solvent peaks clipped

Volume Inj. : 2uL
Signal #1 Phase : DB-1701 Signal #2 Phase: DB-17
Signal #1 Info : .32 mm Signal #2 Info : .32 mm

	Compound	RT#1	RT#2	Resp#1	Resp#2	ug/l	ug/l
	System Monitoring Compounds						
1) S	SURR1,DCAA	5.702	5.796	323.9E6	1096.4E6	245.103m	231.132m
	Spiked Amount 100.000			Recovery	=	245.10%	231.13%
	Target Compounds						
2) T	Dicamba	5.853	5.989	1316.5E6	4175.5E6	254.190m	226.965m
3) T	Dichloroprop	6.507	6.469	346.9E6	1326.1E6	241.452m	249.597
4) T	2,4-D	6.853	6.867	473.1E6	1453.0E6	276.299	225.778
5) T	Pentachlo...	7.003	7.204	5876.3E6	19811.5E6	282.901	256.723
6) T	2,4,5-TP(sil	7.562	7.489	2173.3E6	7374.6E6	278.849	253.814
7) T	2,4,5-T	8.018	8.001	2023.3E6	6770.3E6	278.096	260.485
8) T	Dinoseb	9.064	8.107	1501.2E6	5658.3E6	287.519	265.895

(f)=RT Delta > 1/2 Window (#)=Amounts differ by > 25% (m)=manual int.

Quantitation Report (QT Reviewed)

Data Path : I:\ACQUDATA\6890D\DATA\062121\
Data File : GH3964.D
Signal(s) : Signal #1: ECD1A.CH Signal #2: ECD2B.CH
Acq On : 21 Jun 2021 1:34 pm
Operator : AFelser
Sample : CCV
Misc : 8151
ALS Vial : 2 Sample Multiplier: 1

Integration File signal 1: EVENTS.E
Integration File signal 2: EVENT1.E
Quant Time: Jun 21 14:20:26 2021
Quant Method : I:\ACQUDATA\6890D\METHODS\HERB042721.M
Quant Title : 8151 Herbicides
QLast Update : Wed Apr 28 09:42:47 2021
Response via : Initial Calibration
Integrator: ChemStation 6890 Scale Mode: Large solvent peaks clipped

Volume Inj. : 2uL
Signal #1 Phase : DB-1701 Signal #2 Phase: DB-17
Signal #1 Info : .32 mm Signal #2 Info : .32 mm

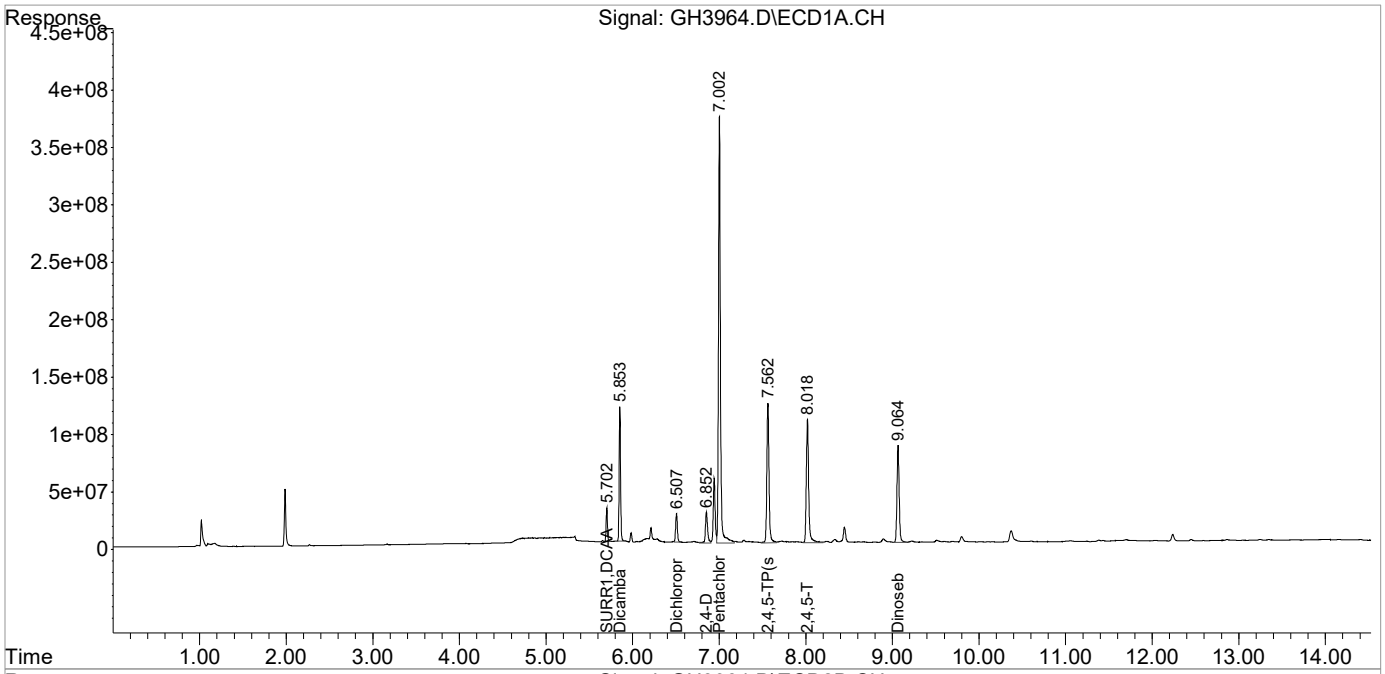

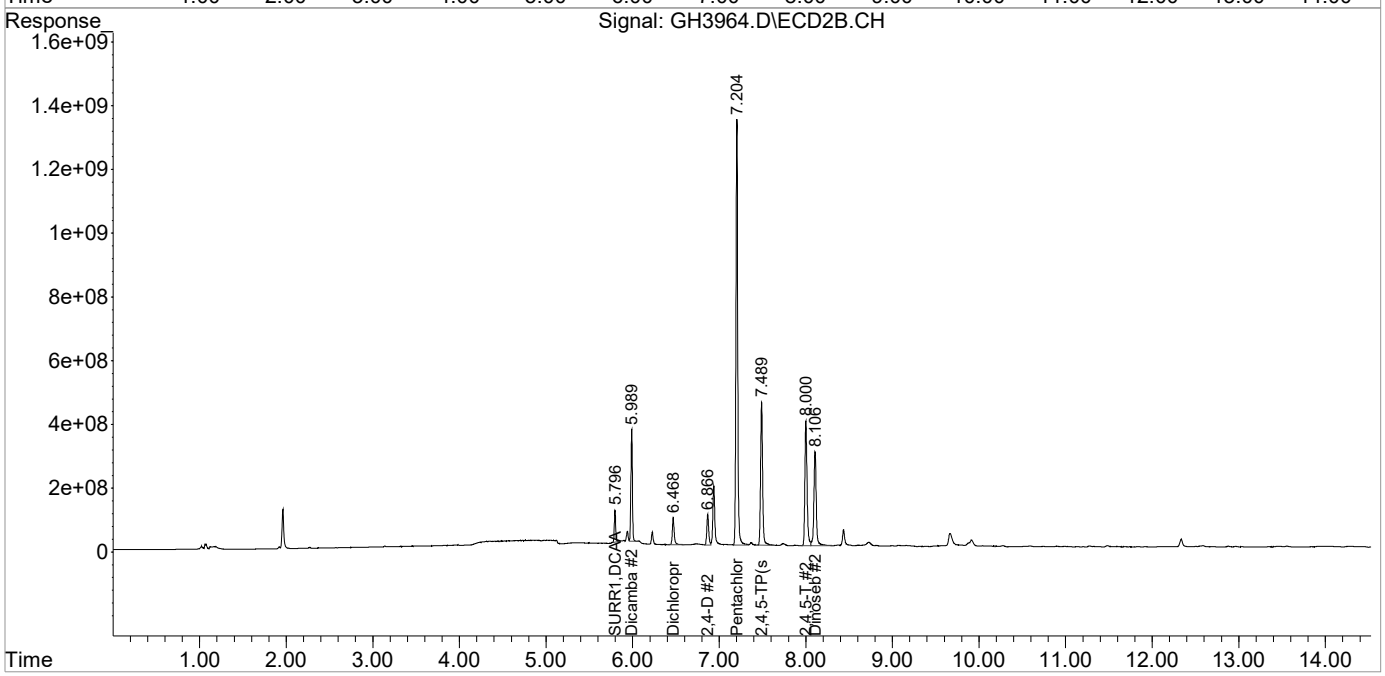

1st AF 06/22/21
2nd DM 06/22/21

Evaluate Continuing Calibration Report

Data Path : I:\ACQUDATA\6890D\DATA\062121\
Data File : GH3971.D
Signal(s) : Signal #1: ECD1A.CH Signal #2: ECD2B.CH
Acq On : 21 Jun 2021 4:57 pm
Operator : AFelser
Sample : CCV
Misc : 8151
ALS Vial : 2 Sample Multiplier: 1

Integration File signal 1: EVENTS.E
Integration File signal 2: EVENT1.E
Quant Time: Jun 22 10:00:17 2021
Quant Method : I:\ACQUDATA\6890D\METHODS\HERB042721.M
Quant Title : 8151 Herbicides
QLast Update : Wed Apr 28 09:42:47 2021
Response via : Initial Calibration
Integrator: ChemStation 6890 Scale Mode: Large solvent peaks clipped

Volume Inj. : 2uL
Signal #1 Phase : DB-1701 Signal #2 Phase: DB-17
Signal #1 Info : .32 mm Signal #2 Info : .32 mm

Min. RRF : 0.000 Min. Rel. Area : 50% Max. R.T. Dev 0.10min
Max. RRF Dev : 20% Max. Rel. Area : 150%

		Compound	Amount	Calc.	%Dev	Area%	Dev(Min)
1	S	SURR1,DCAA	250.000	287.201	-14.9	127	0.00
2	T	Dicamba	235.000	275.503	-17.2	123	0.00
3	T	Dichloroprop	236.000	276.065	-17.0	127	0.00
4	T	2,4-D	235.000	259.949	-10.6	117	0.00
5	T	Pentachlorophenol	237.500	296.164	-24.7#	129	0.00
6	T	2,4,5-TP(sil	237.700	296.769	-24.9#	128	0.00
7	T	2,4,5-T	237.000	299.466	-26.4#	129	0.00
8	T	Dinoseb	236.200	310.349	-31.4#	136	0.00

Signal #2

1	S	SURR1,DCAA	250.000	262.395	-5.0	124	0.00
2	T	Dicamba	235.000	250.060	-6.4	120	0.00
3	T	Dichloroprop#2	236.000	267.102	-13.2	128	0.00
4	T	2,4-D	235.000	232.465	1.1	113	0.00
5	T	Pentachlorophenol#2	237.500	281.228	-18.4	125	0.00
6	T	2,4,5-TP(sil	237.700	275.078	-15.7	127	0.00
7	T	2,4,5-T	237.000	266.387	-12.4	120	0.02
8	T	Dinoseb	236.200	304.765	-29.0#	141	0.01

Evaluate Continuing Calibration Report - Not Founds

Signal #2

(#) = Out of Range SPCC's out = 0 CCC's out = 0

1st AF 06/22/21
2nd DM 06/22/21

Quantitation Report (QT Reviewed)

Data Path : I:\ACQUDATA\6890D\DATA\062121\
Data File : GH3971.D
Signal(s) : Signal #1: ECD1A.CH Signal #2: ECD2B.CH
Acq On : 21 Jun 2021 4:57 pm
Operator : AFelser
Sample : CCV
Misc : 8151
ALS Vial : 2 Sample Multiplier: 1

Integration File signal 1: EVENTS.E
Integration File signal 2: EVENT1.E
Quant Time: Jun 22 10:00:17 2021
Quant Method : I:\ACQUDATA\6890D\METHODS\HERB042721.M
Quant Title : 8151 Herbicides
QLast Update : Wed Apr 28 09:42:47 2021
Response via : Initial Calibration
Integrator: ChemStation 6890 Scale Mode: Large solvent peaks clipped

Volume Inj. : 2uL
Signal #1 Phase : DB-1701 Signal #2 Phase: DB-17
Signal #1 Info : .32 mm Signal #2 Info : .32 mm

	Compound	RT#1	RT#2	Resp#1	Resp#2	ug/l	ug/l
	System Monitoring Compounds						
1) S	SURR1,DCAA	5.693	5.797	379.5E6	1244.8E6	287.201	262.395
	Spiked Amount 100.000			Recovery	=	287.20%	262.39%
	Target Compounds						
2) T	Dicamba	5.844	5.989	1426.8E6	4600.4E6	275.503	250.060
3) T	Dichloroprop	6.495	6.468	396.6E6	1419.1E6	276.065	267.102
4) T	2,4-D	6.843	6.869	445.1E6	1496.0E6	259.949	232.465
5) T	Pentachlo...	6.991	7.204	6151.9E6	21702.6E6	296.164	281.228
6) T	2,4,5-TP(sil	7.554	7.493	2313.0E6	7992.4E6	296.769	275.078
7) T	2,4,5-T	8.017	8.012f	2178.8E6	6923.7E6	299.466	266.387
8) T	Dinoseb	9.058	8.113	1620.4E6	6485.5E6	310.349	304.765

(f)=RT Delta > 1/2 Window (#)=Amounts differ by > 25% (m)=manual int.

Quantitation Report (QT Reviewed)

Data Path : I:\ACQUDATA\6890D\DATA\062121\
Data File : GH3971.D
Signal(s) : Signal #1: ECD1A.CH Signal #2: ECD2B.CH
Acq On : 21 Jun 2021 4:57 pm
Operator : AFelser
Sample : CCV
Misc : 8151
ALS Vial : 2 Sample Multiplier: 1

Integration File signal 1: EVENTS.E
Integration File signal 2: EVENT1.E
Quant Time: Jun 22 10:00:17 2021
Quant Method : I:\ACQUDATA\6890D\METHODS\HERB042721.M
Quant Title : 8151 Herbicides
QLast Update : Wed Apr 28 09:42:47 2021
Response via : Initial Calibration
Integrator: ChemStation 6890 Scale Mode: Large solvent peaks clipped

Volume Inj. : 2uL
Signal #1 Phase : DB-1701 Signal #2 Phase: DB-17
Signal #1 Info : .32 mm Signal #2 Info : .32 mm

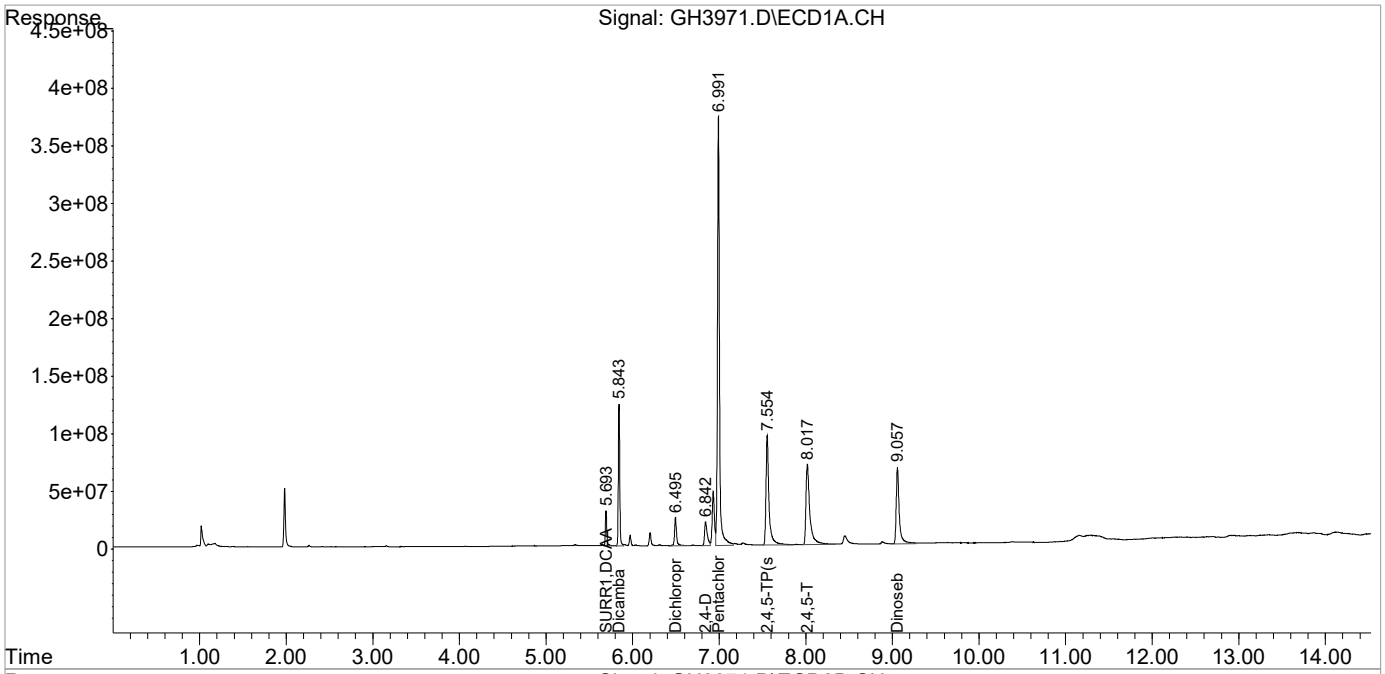

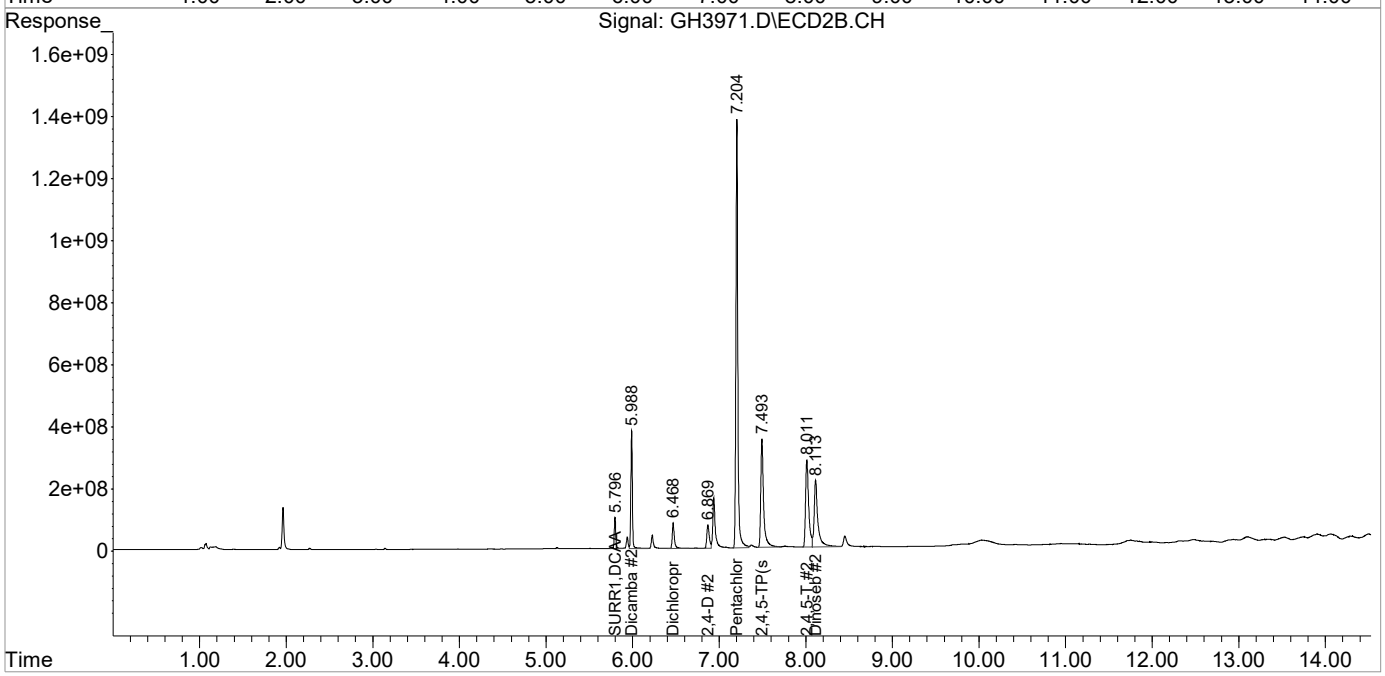

1st AF 06/22/21
2nd DM 06/22/21

Evaluate Continuing Calibration Report

Data Path : I:\ACQUDATA\6890D\DATA\062121\
Data File : GH3978.D
Signal(s) : Signal #1: ECD1A.CH Signal #2: ECD2B.CH
Acq On : 21 Jun 2021 7:16 pm
Operator : AFelser
Sample : CCV
Misc : 8151
ALS Vial : 2 Sample Multiplier: 1

Integration File signal 1: EVENTS.E
Integration File signal 2: EVENT1.E
Quant Time: Jun 22 10:00:31 2021
Quant Method : I:\ACQUDATA\6890D\METHODS\HERB042721.M
Quant Title : 8151 Herbicides
QLast Update : Wed Apr 28 09:42:47 2021
Response via : Initial Calibration
Integrator: ChemStation 6890 Scale Mode: Large solvent peaks clipped

Volume Inj. : 2uL
Signal #1 Phase : DB-1701 Signal #2 Phase: DB-17
Signal #1 Info : .32 mm Signal #2 Info : .32 mm

Min. RRF : 0.000 Min. Rel. Area : 50% Max. R.T. Dev 0.10min
Max. RRF Dev : 20% Max. Rel. Area : 150%

		Compound	Amount	Calc.	%Dev	Area%	Dev(Min)
1	S	SURR1,DCAA	250.000	294.200	-17.7	131	0.00
2	T	Dicamba	235.000	281.612	-19.8	126	0.00
3	T	Dichloroprop	236.000	278.870	-18.2	128	0.00
4	T	2,4-D	235.000	268.270	-14.2	120	0.00
5	T	Pentachlorophenol	237.500	300.580	-26.6#	131	0.00
6	T	2,4,5-TP(sil	237.700	298.960	-25.8#	129	0.00
7	T	2,4,5-T	237.000	311.755	-31.5#	135	0.00
8	T	Dinoseb	236.200	320.113	-35.5#	140	0.00

Signal #2

1	S	SURR1,DCAA	250.000	266.438	-6.6	126	0.00
2	T	Dicamba	235.000	248.084	-5.6	119	0.00
3	T	Dichloroprop#2	236.000	257.805	-9.2	124	0.00
4	T	2,4-D	235.000	230.595	1.9	112	0.00
5	T	Pentachlorophenol#2	237.500	277.826	-17.0	124	0.00
6	T	2,4,5-TP(sil	237.700	271.837	-14.4	125	0.00
7	T	2,4,5-T	237.000	265.197	-11.9	120	0.01
8	T	Dinoseb	236.200	293.111	-24.1#	136	0.01

Evaluate Continuing Calibration Report - Not Founds

Signal #2

(#) = Out of Range SPCC's out = 0 CCC's out = 0

1st AF 06/22/21
2nd DM 06/22/21

Quantitation Report (QT Reviewed)

Data Path : I:\ACQUDATA\6890D\DATA\062121\
Data File : GH3978.D
Signal(s) : Signal #1: ECD1A.CH Signal #2: ECD2B.CH
Acq On : 21 Jun 2021 7:16 pm
Operator : AFelser
Sample : CCV
Misc : 8151
ALS Vial : 2 Sample Multiplier: 1

Integration File signal 1: EVENTS.E
Integration File signal 2: EVENT1.E
Quant Time: Jun 22 10:00:31 2021
Quant Method : I:\ACQUDATA\6890D\METHODS\HERB042721.M
Quant Title : 8151 Herbicides
QLast Update : Wed Apr 28 09:42:47 2021
Response via : Initial Calibration
Integrator: ChemStation 6890 Scale Mode: Large solvent peaks clipped

Volume Inj. : 2uL
Signal #1 Phase : DB-1701 Signal #2 Phase: DB-17
Signal #1 Info : .32 mm Signal #2 Info : .32 mm

	Compound	RT#1	RT#2	Resp#1	Resp#2	ug/l	ug/l
	System Monitoring Compounds						
1) S	SURR1,DCAA	5.694	5.797	388.7E6	1263.9E6	294.200	266.438
	Spiked Amount 100.000			Recovery	=	294.20%	266.44%
	Target Compounds						
2) T	Dicamba	5.844	5.989	1458.5E6	4564.1E6	281.612	248.084
3) T	Dichloroprop	6.496	6.469	400.7E6	1369.7E6	278.870	257.805
4) T	2,4-D	6.842	6.869	459.4E6	1484.0E6	268.270	230.595
5) T	Pentachlo...	6.990	7.204	6243.6E6	21440.1E6	300.580	277.826
6) T	2,4,5-TP(sil	7.552	7.493	2330.0E6	7898.2E6	298.960	271.837
7) T	2,4,5-T	8.015	8.010	2268.2E6	6892.8E6	311.755	265.197
8) T	Dinoseb	9.056	8.112	1671.4E6	6237.5E6	320.113	293.111

(f)=RT Delta > 1/2 Window (#)=Amounts differ by > 25% (m)=manual int.

Quantitation Report (QT Reviewed)

Data Path : I:\ACQUDATA\6890D\DATA\062121\
Data File : GH3978.D
Signal(s) : Signal #1: ECD1A.CH Signal #2: ECD2B.CH
Acq On : 21 Jun 2021 7:16 pm
Operator : AFelser
Sample : CCV
Misc : 8151
ALS Vial : 2 Sample Multiplier: 1

Integration File signal 1: EVENTS.E
Integration File signal 2: EVENT1.E
Quant Time: Jun 22 10:00:31 2021
Quant Method : I:\ACQUDATA\6890D\METHODS\HERB042721.M
Quant Title : 8151 Herbicides
QLast Update : Wed Apr 28 09:42:47 2021
Response via : Initial Calibration
Integrator: ChemStation 6890 Scale Mode: Large solvent peaks clipped

Volume Inj. : 2uL
Signal #1 Phase : DB-1701 Signal #2 Phase: DB-17
Signal #1 Info : .32 mm Signal #2 Info : .32 mm

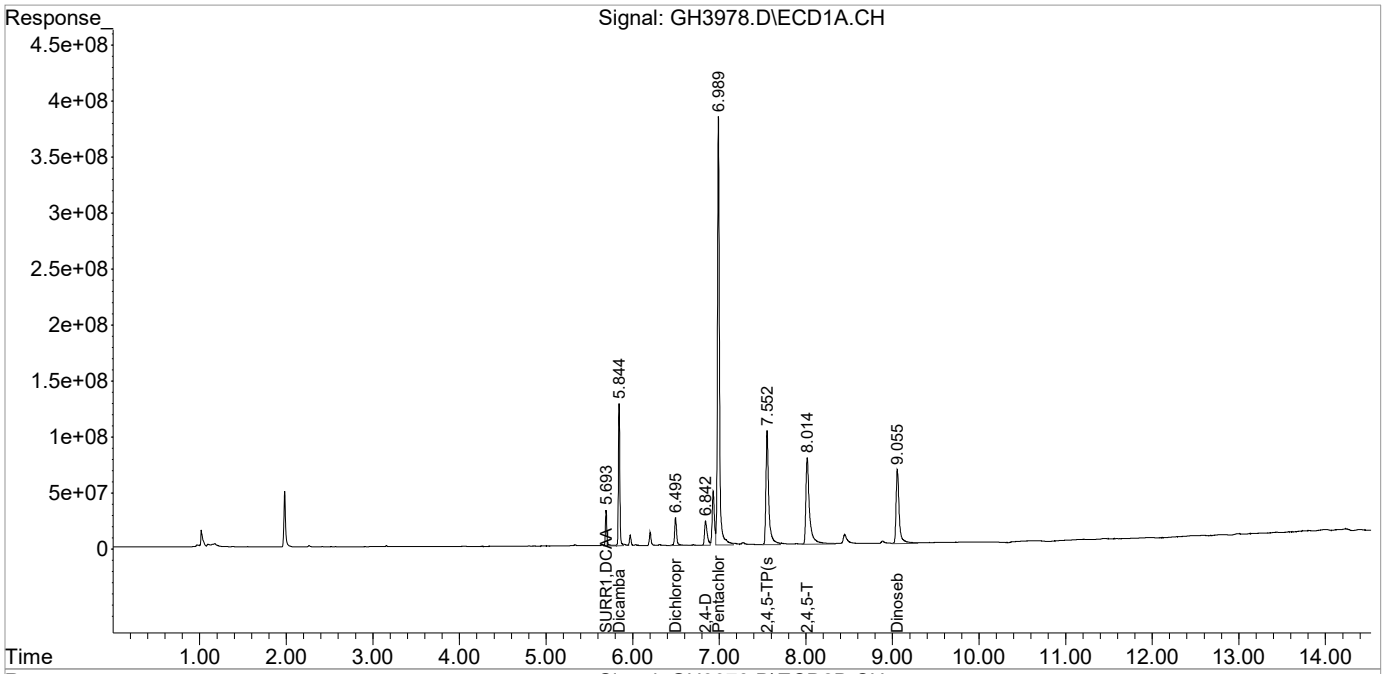

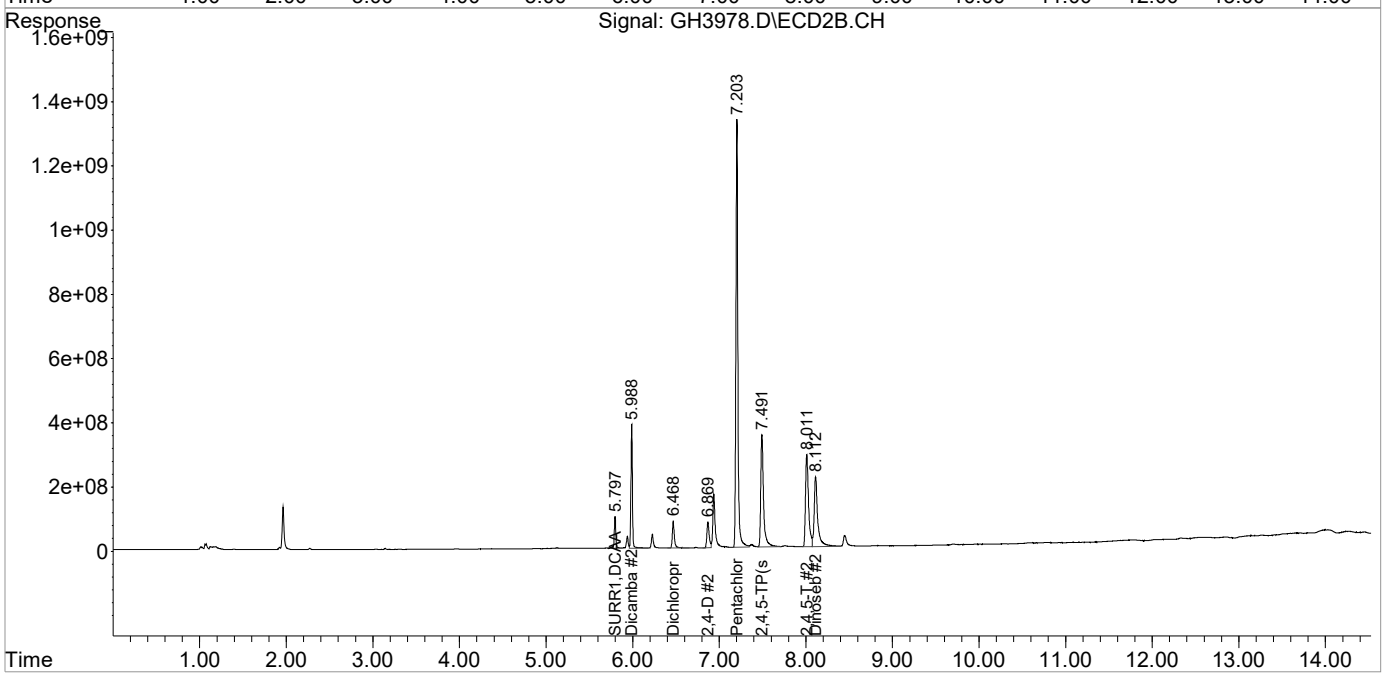

1st AF 06/22/21
2nd DM 06/22/21

Evaluate Continuing Calibration Report

Data Path : I:\ACQUDATA\6890D\DATA\062121\
Data File : GH3984.D
Signal(s) : Signal #1: ECD1A.CH Signal #2: ECD2B.CH
Acq On : 21 Jun 2021 9:15 pm
Operator : AFelser
Sample : CCV
Misc : 8151
ALS Vial : 2 Sample Multiplier: 1

Integration File signal 1: EVENTS.E
Integration File signal 2: EVENT1.E
Quant Time: Jun 22 10:00:43 2021
Quant Method : I:\ACQUDATA\6890D\METHODS\HERB042721.M
Quant Title : 8151 Herbicides
QLast Update : Wed Apr 28 09:42:47 2021
Response via : Initial Calibration
Integrator: ChemStation 6890 Scale Mode: Large solvent peaks clipped

Volume Inj. : 2uL
Signal #1 Phase : DB-1701 Signal #2 Phase: DB-17
Signal #1 Info : .32 mm Signal #2 Info : .32 mm

Min. RRF : 0.000 Min. Rel. Area : 50% Max. R.T. Dev 0.10min
Max. RRF Dev : 20% Max. Rel. Area : 150%

		Compound	Amount	Calc.	%Dev	Area%	Dev(Min)
1	S	SURR1,DCAA	250.000	306.035	-22.4#	136	0.00
2	T	Dicamba	235.000	302.999	-28.9#	135	0.00
3	T	Dichloroprop	236.000	302.655	-28.2#	139	0.00
4	T	2,4-D	235.000	289.597	-23.2#	130	0.00
5	T	Pentachlorophenol	237.500	322.598	-35.8#	140	0.00
6	T	2,4,5-TP(sil	237.700	326.393	-37.3#	141	0.00
7	T	2,4,5-T	237.000	330.846	-39.6#	143	0.00
8	T	Dinoseb	236.200	332.449	-40.7#	146	0.00

Signal #2

1	S	SURR1,DCAA	250.000	269.388	-7.8	128	0.00
2	T	Dicamba	235.000	262.889	-11.9	126	0.00
3	T	Dichloroprop#2	236.000	281.810	-19.4	135	0.00
4	T	2,4-D	235.000	251.781	-7.1	122	0.00
5	T	Pentachlorophenol#2	237.500	301.813	-27.1#	134	0.00
6	T	2,4,5-TP(sil	237.700	295.385	-24.3#	136	0.00
7	T	2,4,5-T	237.000	292.623	-23.5#	132	0.01
8	T	Dinoseb	236.200	322.239	-36.4#	149	0.01

Evaluate Continuing Calibration Report - Not Founds

Signal #2

(#) = Out of Range SPCC's out = 0 CCC's out = 0

1st AF 06/22/21
2nd DM 06/22/21

Quantitation Report (QT Reviewed)

Data Path : I:\ACQUDATA\6890D\DATA\062121\
Data File : GH3984.D
Signal(s) : Signal #1: ECD1A.CH Signal #2: ECD2B.CH
Acq On : 21 Jun 2021 9:15 pm
Operator : AFelser
Sample : CCV
Misc : 8151
ALS Vial : 2 Sample Multiplier: 1

Integration File signal 1: EVENTS.E
Integration File signal 2: EVENT1.E
Quant Time: Jun 22 10:00:43 2021
Quant Method : I:\ACQUDATA\6890D\METHODS\HERB042721.M
Quant Title : 8151 Herbicides
QLast Update : Wed Apr 28 09:42:47 2021
Response via : Initial Calibration
Integrator: ChemStation 6890 Scale Mode: Large solvent peaks clipped

Volume Inj. : 2uL
Signal #1 Phase : DB-1701 Signal #2 Phase: DB-17
Signal #1 Info : .32 mm Signal #2 Info : .32 mm

	Compound	RT#1	RT#2	Resp#1	Resp#2	ug/l	ug/l
	System Monitoring Compounds						
1) S	SURR1,DCAA	5.694	5.798	404.4E6	1277.9E6	306.035	269.388
	Spiked Amount 100.000			Recovery	=	306.04%	269.39%
	Target Compounds						
2) T	Dicamba	5.845	5.990	1569.2E6	4836.4E6	302.999	262.889
3) T	Dichloroprop	6.496	6.470	434.8E6	1497.2E6	302.655	281.810
4) T	2,4-D	6.843	6.870	495.9E6	1620.3E6	289.597	251.781
5) T	Pentachlo...	6.991	7.205	6700.9E6	23291.2E6	322.598	301.813
6) T	2,4,5-TP(sil	7.553	7.494	2543.9E6	8582.4E6	326.393	295.385
7) T	2,4,5-T	8.016	8.011	2407.1E6	7605.6E6	330.846	292.623
8) T	Dinoseb	9.057	8.113	1735.8E6	6857.3E6	332.449	322.239

(f)=RT Delta > 1/2 Window (#)=Amounts differ by > 25% (m)=manual int.

Quantitation Report (QT Reviewed)

Data Path : I:\ACQUDATA\6890D\DATA\062121\
Data File : GH3984.D
Signal(s) : Signal #1: ECD1A.CH Signal #2: ECD2B.CH
Acq On : 21 Jun 2021 9:15 pm
Operator : AFelser
Sample : CCV
Misc : 8151
ALS Vial : 2 Sample Multiplier: 1

Integration File signal 1: EVENTS.E
Integration File signal 2: EVENT1.E
Quant Time: Jun 22 10:00:43 2021
Quant Method : I:\ACQUDATA\6890D\METHODS\HERB042721.M
Quant Title : 8151 Herbicides
QLast Update : Wed Apr 28 09:42:47 2021
Response via : Initial Calibration
Integrator: ChemStation 6890 Scale Mode: Large solvent peaks clipped

Volume Inj. : 2uL
Signal #1 Phase : DB-1701 Signal #2 Phase: DB-17
Signal #1 Info : .32 mm Signal #2 Info : .32 mm

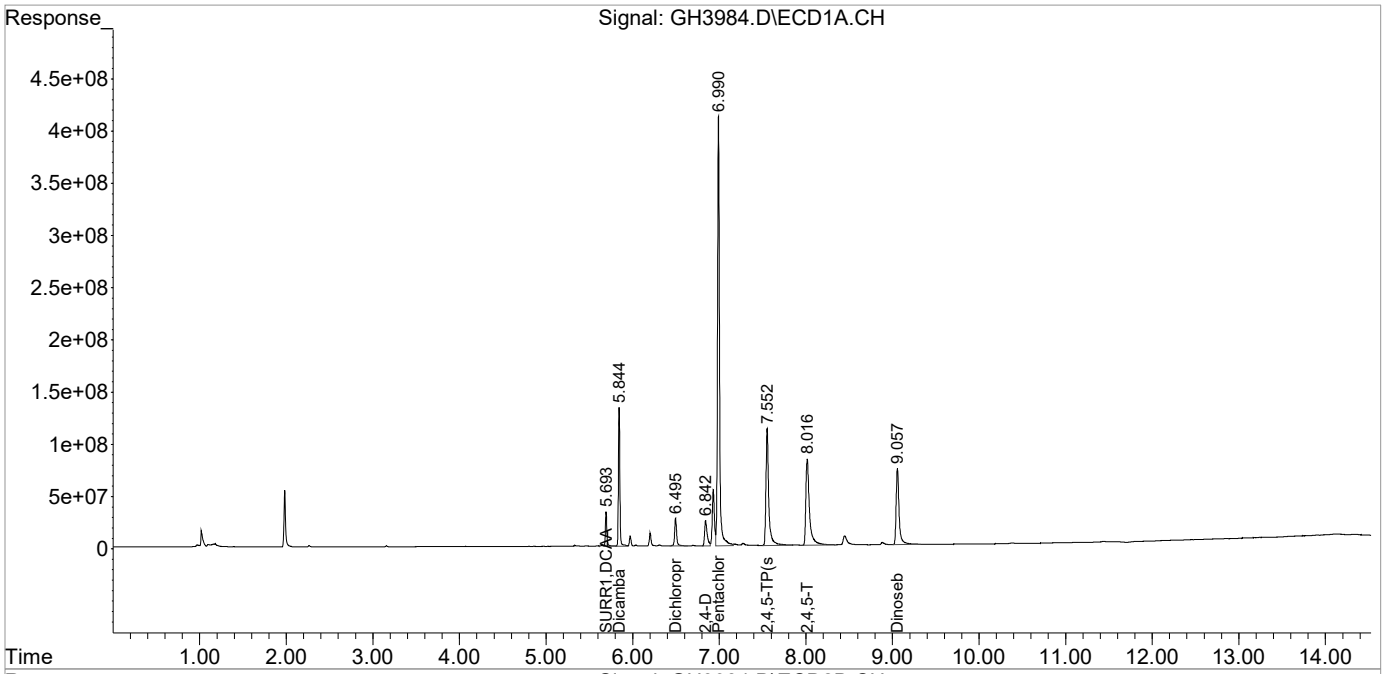

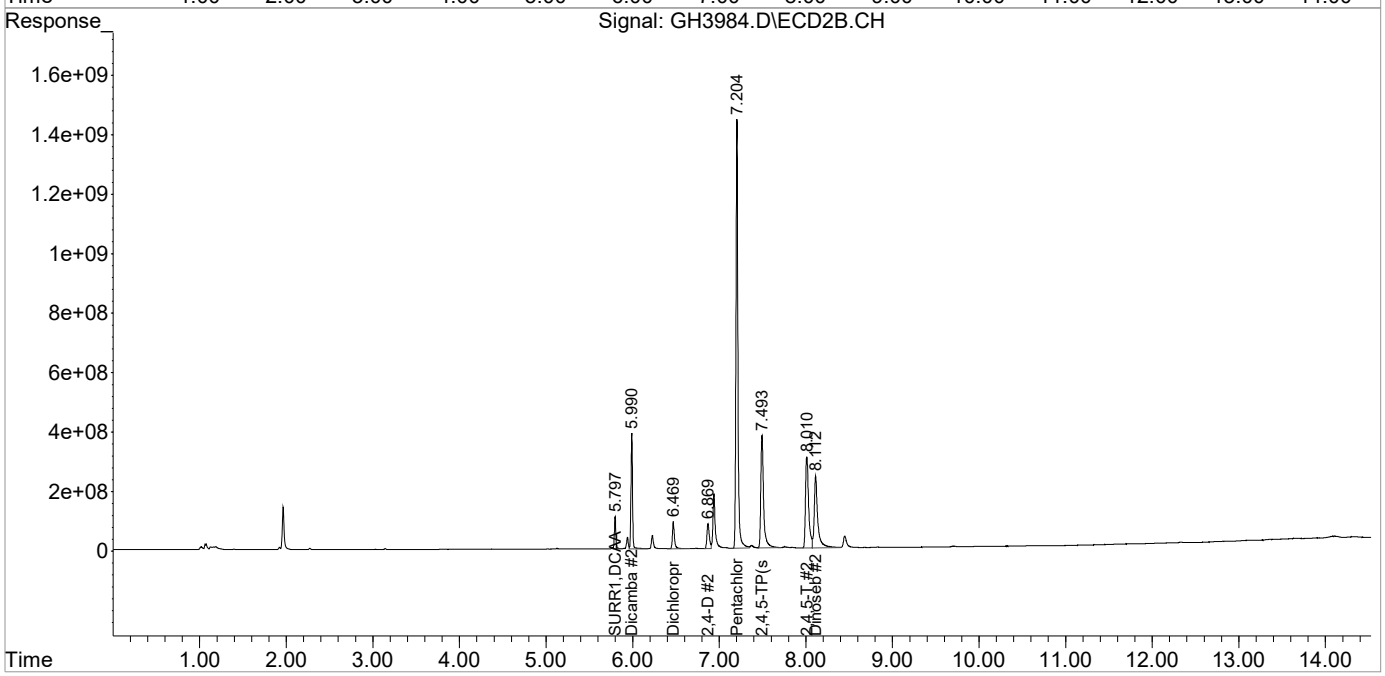

1st DM 07/07/21
2nd BA 07/07/21

Quantitation Report (QT Reviewed)

Data Path : I:\ACQUDATA\5973A\DATA\070221\
Data File : EE451.D
Acq On : 2 Jul 2021 3:53 pm
Operator : JMisiurewicz
Sample : ICV
Misc : Initial Calibration 8270D/625
ALS Vial : 12 Sample Multiplier: 1

Quant Time: Jul 06 16:59:49 2021
Quant Method : I:\ACQUDATA\5973A\METHODS\8270070221A.M
Quant Title : 8270 BNA ANALYSIS
QLast Update : Fri Jul 02 16:59:23 2021
Response via : Initial Calibration

Compound	R.T.	QIon	Response	Conc	Units	Dev(Min)
Internal Standards						
1) d4-1,4-Dichlorobenzene	4.719	152	237037	40.00	ppm	0.00
34) d8-Naphthalene	5.889	136	884029	40.00	ppm	0.00
58) d10-Acenaphthene	7.593	164	501872	40.00	ppm	0.00
92) d10-Phenanthrene	9.062	188	903213	40.00	ppm	0.00
118) d12-Chrysene	12.300	240	848529	40.00	ppm	0.00
136) d12-Perylene	15.200	264	883979	40.00	ppm	0.00
System Monitoring Compounds						
8) SURR1,2-FLUOROPHENOL	0.000	112	0d	0.00	ppm	
Spiked Amount 20.000	Range 10 - 70		Recovery	=	0.00%#	
13) SURR2,PHENOL-D6	0.000	99	0d	0.00	ppm	
Spiked Amount 20.000	Range 10 - 107		Recovery	=	0.00%#	
35) SURR4,NITROBENZENE-D5	0.000	82	0d	0.00	ppm	
Spiked Amount 10.000	Range 31 - 110		Recovery	=	0.00%#	
64) SURR5,2-FLUOROBIPHENYL	0.000	172	0d	0.00	ppm	
Spiked Amount 10.000	Range 31 - 118		Recovery	=	0.00%#	
89) SURR3,2,4,6-TRIBROMOPH...	0.000	330	0d	0.00	ppm	
Spiked Amount 20.000	Range 35 - 141		Recovery	=	0.00%#	
125) SURR6,TERPHENYL-D14	0.000	244	0d	0.00	ppm	
Spiked Amount 10.000	Range 10 - 165		Recovery	=	0.00%#	
Target Compounds						Qvalue
2) 1,4-Dioxane	2.310	88	110161	36.665	ppm	98
3) Pyridine	2.598	79	290167	43.244	ppm	98
4) N-Nitrosodimethylamine	2.566	74	138380	42.048	ppm	91
5) 2-Picoline	3.175	93	311787	41.159	ppm	98
6) N-Nitrosomethylamine	3.261	42	176755	40.177	ppm	92
7) Methyl Methansulfonate	3.496	80	179559	43.854	ppm	95
9) N-Nitrosodiethylamine	3.811	102	141943	40.022	ppm	99
10) Ethyl Mathanesulfonate	4.051	79	216807	38.379	ppm	96
11) Benzaldehyde	4.345	106	212940	38.313	ppm	98
12) Aniline	4.431	93	427024	37.991	ppm	97
14) Phenol	4.399	94	356416	36.403	ppm	96
15) bis(2-Clethyl)Ether	4.479	93	273916	39.818	ppm	99
16) Pentachloroethane	4.479	117	106277	36.675	ppm	97
17) 2-Chlorophenol	4.538	128	306265	36.577	ppm	96
18) 1,3-Diclbenzene	4.671	146	336488	38.933	ppm	99
19) 1,4-Dichlorobenzene	4.735	146	342568	37.157	ppm	97
20) 1,2-Diclbenzene	4.869	146	324807	37.690	ppm	95
21) Benzyl Alcohol	4.831	79	265030	42.074	ppm	99
22) 1-Methyl-2-pyrrolidinone	4.869	99	186848	37.477	ppm	97
23) 2,2'-oxybis(1-Chloropr...	4.949	45	365637	39.384	ppm	90
24) 2-Methylphenol	4.938	108	268996	39.103	ppm	98
25) 3+4-Methylphenol	5.072	108	281048	37.856	ppm	99
26) Acetophenone	5.072	105	379795	35.085	ppm	83
27) N-Nitroso-Di-n-propyla...	5.072	70	228655	37.296	ppm	95
28) N-Nitrosopyrrolidine	5.061	100	151992	37.171	ppm	92
29) N-Nitrosomorpholine	5.093	56	196845	37.368	ppm	94
30) o-Toluidine	5.109	106	461079	36.710	ppm	92
31) Hexachloroethane	5.173	117	134574	36.153	ppm	95
32) o,o,o-Triethylphosphor...	5.617	198	146643	36.186	ppm	93
33) Alpha-terpinol	5.910	121	118354	49.667	ppm	97
36) Nitrobenzene	5.232	77	322806	39.106	ppm	99
37) N-Nitrosopiperidine	5.371	42	233716	38.956	ppm	94
38) Isophorone	5.451	82	578228	41.706	ppm	100

Quantitation Report (QT Reviewed)

Data Path : I:\ACQUDATA\5973A\DATA\070221\
Data File : EE451.D
Acq On : 2 Jul 2021 3:53 pm
Operator : JMisiurewicz
Sample : ICV
Misc : Initial Calibration 8270D/625
ALS Vial : 12 Sample Multiplier: 1

Quant Time: Jul 06 16:59:49 2021
Quant Method : I:\ACQUDATA\5973A\METHODS\8270070221A.M
Quant Title : 8270 BNA ANALYSIS
QLast Update : Fri Jul 02 16:59:23 2021
Response via : Initial Calibration

	Compound	R.T.	QIon	Response	Conc	Units		Dev(Min)
39)	2-Nitrophenol	5.526	139	169182	38.521	ppm		97
40)	2,4-Dimethylphenol	5.558	107	323395	38.358	ppm		99
41)	bis(-2-Chloroethoxy)Me...	5.643	93	319914	46.094	ppm		97
42)	Benzoic Acid	5.649	105	133518	40.47~~80.940~~	ppm		98
43)	2,4-Dichlorophenol	5.756	162	256231	36.923	ppm		98
44)	a,a-Dimethylphenethyla...	5.889	58	666920m	38.815	ppm		
45)	1,2,4-Trichlorobenzene	5.830	180	275783	37.909	ppm		98
46)	Naphthalene	5.905	128	857671	38.749	ppm		99
47)	4-Chloroaniline	5.959	127	366128	41.948	ppm		98
48)	2,6-Dichlorophenol	5.964	162	241674	37.092	ppm		97
49)	Hexachlorobutadiene	6.023	225	155689	36.403	ppm		100
50)	Hexachloropropene	5.991	213	179578	36.953	ppm		97
51)	4-Chloro-3-methylphenol	6.423	107	248915	36.711	ppm		99
52)	N-N-di-n-butylamine	6.274	84	209025	35.375	ppm		98
53)	Caprolactam	6.300	113	85063	36.641	ppm		80
54)	p-Phenylenediamine	6.306	80	128331	39.125	ppm		96
55)	Safrole	6.482	162	228017	39.171	ppm		99
56)	2-Methylnaphthalene	6.573	142	599518	40.461	ppm		99
57)	1-Methylnaphthalene	6.669	142	561393	39.252	ppm		96
59)	Hexachlorocyclopentadiene	6.723	237	109986	47.609	ppm		98
60)	1,2,4,5-Tetrachloroben...	6.733	216	256432	37.059	ppm		99
61)	1,2,3,4-Tetrachloroben...	7.011	216	258624	37.207	ppm		100
62)	2,4,6-Trichlorophenol	6.845	196	178718	36.823	ppm		98
63)	2,4,5-Trichlorophenol	6.888	196	180762	38.268	ppm		95
65)	Isosafrole	6.990	104	109406	36.986	ppm	#	40
66)	1,1'-Biphenyl	7.027	154	687595	36.294	ppm		99
67)	2-Chloronaphthalene	7.048	162	561501	39.758	ppm		99
68)	2-Nitroaniline	7.150	65	207208	45.783	ppm		95
69)	1,4-Naphthoquinone	7.225	158	164187	42.003	ppm		99
70)	m-Dinitrobenzene	7.364	168	106227	42.758	ppm		96
71)	Acenaphthylene	7.454	152	899903	43.279	ppm		99
72)	Dimethyl phthalate	7.326	163	600911	37.575	ppm		99
73)	2,6-Dinitrotoluene	7.385	165	141513	39.281	ppm		95
74)	Acenaphthene	7.625	153	603817	39.943	ppm		97
75)	3-Nitroaniline	7.551	138	160343	38.139	ppm		95
76)	2,4-Dinitrophenol	7.663	184	61451	39.760	ppm		88
77)	Dibenzofuran	7.796	168	769197	38.471	ppm		97
78)	2,4-Dinitrotoluene	7.786	165	197635	39.649	ppm		90
79)	4-Nitrophenol	7.727	65	122013	35.870	ppm		91
80)	Pentachlorobenzene	7.754	250	234213	38.548	ppm		99
81)	1-Napthylamine	7.876	143	567290	46.921	ppm		99
82)	2-Napthylamine	7.951	143	563579	42.933	ppm		99
83)	2,3,4,6-Tetrachlorophenol	7.919	232	138961	40.590	ppm		92
84)	Fluorene	8.133	166	636212	38.286	ppm		98
85)	4-Chlorophenyl-phenyle...	8.133	204	312093	40.595	ppm		94
86)	Diethylphthalate	8.021	149	609147	39.198	ppm		98
87)	4-Nitroaniline	8.160	138	174657	39.474	ppm		93
88)	5-Nitro-o-toluidine	8.149	152	185070	39.584	ppm		98
90)	Sulfotepp	8.405	322	108729	40.325	ppm		94
91)	Octachlorocyclopentene	8.379	307	104464	48.925	ppm		99
93)	Thionazin	8.101	107	93953	35.964	ppm		90
94)	4,6-Dinitro-2-methylph...	8.186	198	100074	35.609	ppm		93
95)	Diphenylamine	8.250	169	518731	39.148	ppm		97
96)	1,2 Diphenylhydrazine	8.288	77	608393	34.068	ppm		96
97)	N-Nitrosodiphenylamine	8.250	169	518731	39.147	ppm		97
98)	1,3,5-Trinirobenzene	8.533	74	131667	41.879	ppm		80

Quantitation Report (QT Reviewed)

Data Path : I:\ACQUDATA\5973A\DATA\070221\
Data File : EE451.D
Acq On : 2 Jul 2021 3:53 pm
Operator : JMisiurewicz
Sample : ICV
Misc : Initial Calibration 8270D/625
ALS Vial : 12 Sample Multiplier: 1

Quant Time: Jul 06 16:59:49 2021
Quant Method : I:\ACQUDATA\5973A\METHODS\8270070221A.M
Quant Title : 8270 BNA ANALYSIS
QLast Update : Fri Jul 02 16:59:23 2021
Response via : Initial Calibration

	Compound	R.T.	QIon	Response	Conc	Units		Dev(Min)
99)	Diallate	8.528	86	163723	31.173	ppm		99
100)	Phorate	8.539	121	116358	35.309	ppm	#	82
101)	Phenacetin	8.566	108	306956	36.201	ppm		98
102)	4-Bromophenyl-phenylether	8.614	248	170030	36.617	ppm		97
103)	Hexachlorobenzene	8.672	284	198115	37.489	ppm		97
104)	Dimethoate	8.715	87	181787	37.025	ppm		97
105)	Atrazine	8.779	215	82088	35.874	ppm		98
106)	Pentachlorophenol	8.875	266	96051	39.164	ppm		97
107)	4-Aminobiphenyl	8.875	169	705943	39.818	ppm		98
108)	Pentachloronitrobenzene	8.881	237	78655	39.152	ppm		95
109)	Pronamide	8.934	173	293924	36.473	ppm		99
110)	Dinoseb	9.052	211	154300	40.220	ppm		96
111)	Disulfoton	9.057	88	299108	38.605	ppm		97
112)	Phenanthrene	9.084	178	878565	38.510	ppm		98
113)	Anthracene	9.137	178	924796	41.006	ppm		99
114)	Carbazole	9.292	167	875368	38.405	ppm		99
115)	Di-n-butylphthalate	9.634	149	1083695	40.545	ppm		98
116)	4-Nitroquinonline-1-oxide	9.848	190	57052	40.805	ppm		98
117)	Fluoranthene	10.291	202	1008536	40.070	ppm		99
119)	Methyl Parathion	9.426	109	178363	43.718	ppm		99
120)	Ethyl Parathion	9.810	97	138230	36.599	ppm		97
121)	Methapyrilene	9.922	58	324102	53.554	ppm		96
122)	Isodrin	10.120	193	102975	40.148	ppm		98
123)	Benzidine	10.441	184	614674	42.157	ppm		98
124)	Pyrene	10.547	202	1034691	38.818	ppm		98
126)	Aramite	10.809	185	118505m	63.855	ppm		
127)	p-(Dimethylamino)azobe...	10.916	120	275551	37.968	ppm		94
128)	Chlorobenzilate	10.975	139	333376	33.091	ppm		87
129)	Butyl benzyl phthalate	11.408	149	488479	35.914	ppm		97
130)	3,3-Dimethylbenzidine	11.386	212	616609	37.549	ppm		97
131)	2-Acetylaminofluorene	11.771	181	455200	40.448	ppm		97
132)	3,3'-Dichlorobenzidine	12.252	252	383228	37.553	ppm		97
133)	Benzo(a)anthracene	12.278	228	984838	36.927	ppm		97
134)	Chrysene	12.342	228	935577	37.713	ppm		99
135)	bis(2-Ethylhexyl)phtha...	12.385	149	677907	37.722	ppm		99
137)	Di-n-octyl phthalate	13.699	149	1169452	40.432	ppm		98
138)	7,12-Dimethylbenz(a)an...	14.378	256	455011	36.211	ppm		97
139)	Benzo(b)Fluoranthene	14.388	252	1046654	42.110	ppm		98
140)	Benzo(k)fluoranthene	14.447	252	905314	38.133	ppm		99
141)	Benzo(a)pyrene	15.078	252	856276	44.336	ppm		98
142)	3-Methylcholanthrene	15.868	268	488001	36.827	ppm		100
143)	Indeno(1,2,3-cd)Pyrene	17.172	276	831607	38.771	ppm		95
144)	Dibenz(a,h)anthracene	17.220	278	875506	39.034	ppm		99
145)	Benzo(g,h,i)perylene	17.620	276	800938	36.923	ppm		96

(#) = qualifier out of range (m) = manual integration (+) = signals summed

Quantitation Report (QT Reviewed)

Data Path : I:\ACQUDATA\5973A\DATA\070221\
Data File : EE451.D
Acq On : 2 Jul 2021 3:53 pm
Operator : JMisiurewicz
Sample : ICV
Misc : Initial Calibration 8270D/625
ALS Vial : 12 Sample Multiplier: 1

Quant Time: Jul 06 16:59:49 2021
Quant Method : I:\ACQUDATA\5973A\METHODS\8270070221A.M
Quant Title : 8270 BNA ANALYSIS
QLast Update : Fri Jul 02 16:59:23 2021
Response via : Initial Calibration

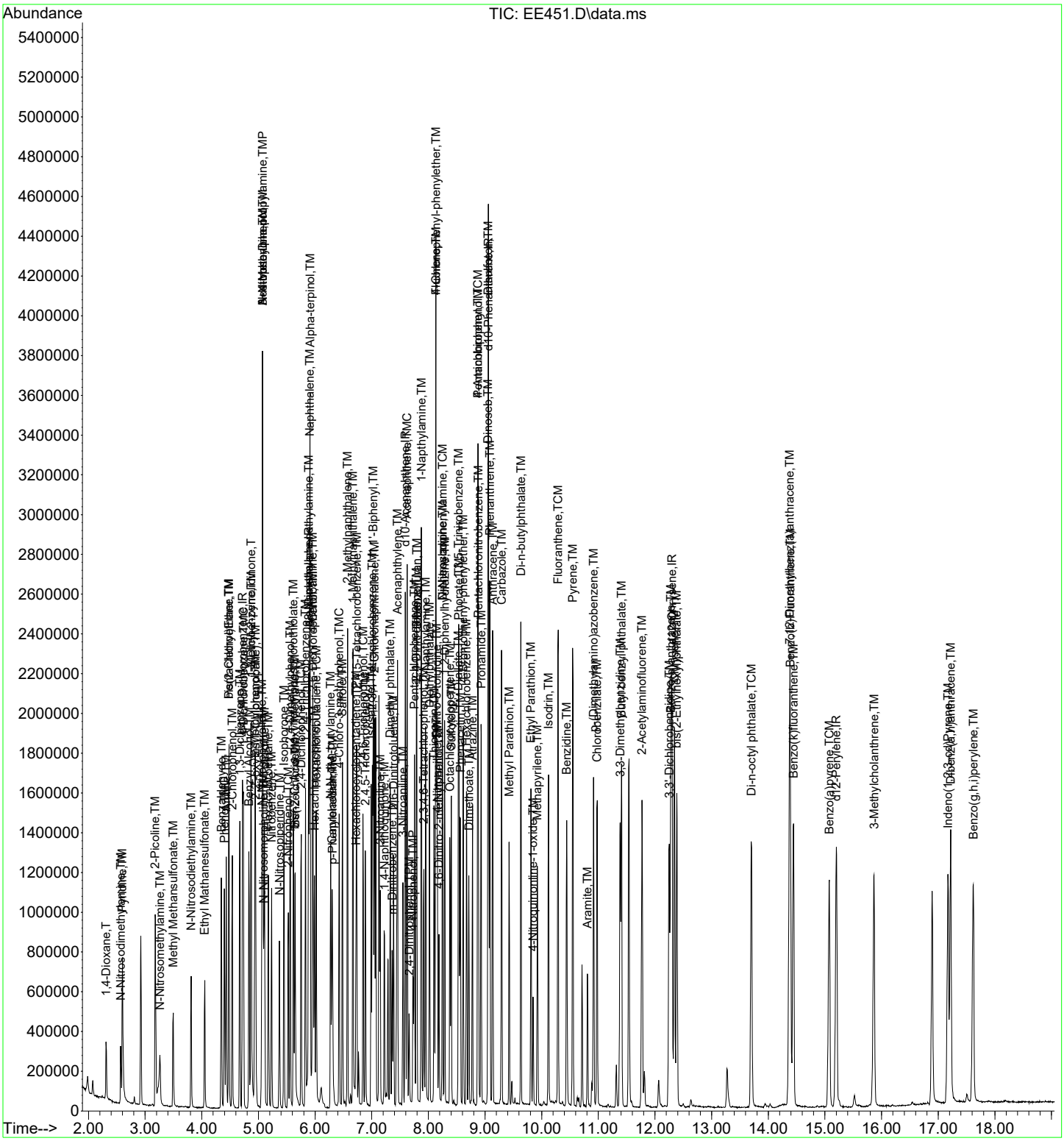

Quantitation Report (Qedit)

1st DM 07/07/21
2nd BA 07/07/21

Data Path : I:\ACQUDATA\5973A\DATA\070221\
Data File : EE441.D
Acq On : 2 Jul 2021 10:34 am
Operator : JMisiurewicz
Sample : TUNE
Misc : 50 ng DFTPP
ALS Vial : 2 Sample Multiplier: 1

Quant Time: Jul 06 15:48:40 2021
Quant Method : I:\ACQUDATA\5973A\METHODS\TUNED.M
Quant Title : TUNE CHECK
QLast Update : Tue Jul 06 15:48:18 2021
Response via : Initial Calibration

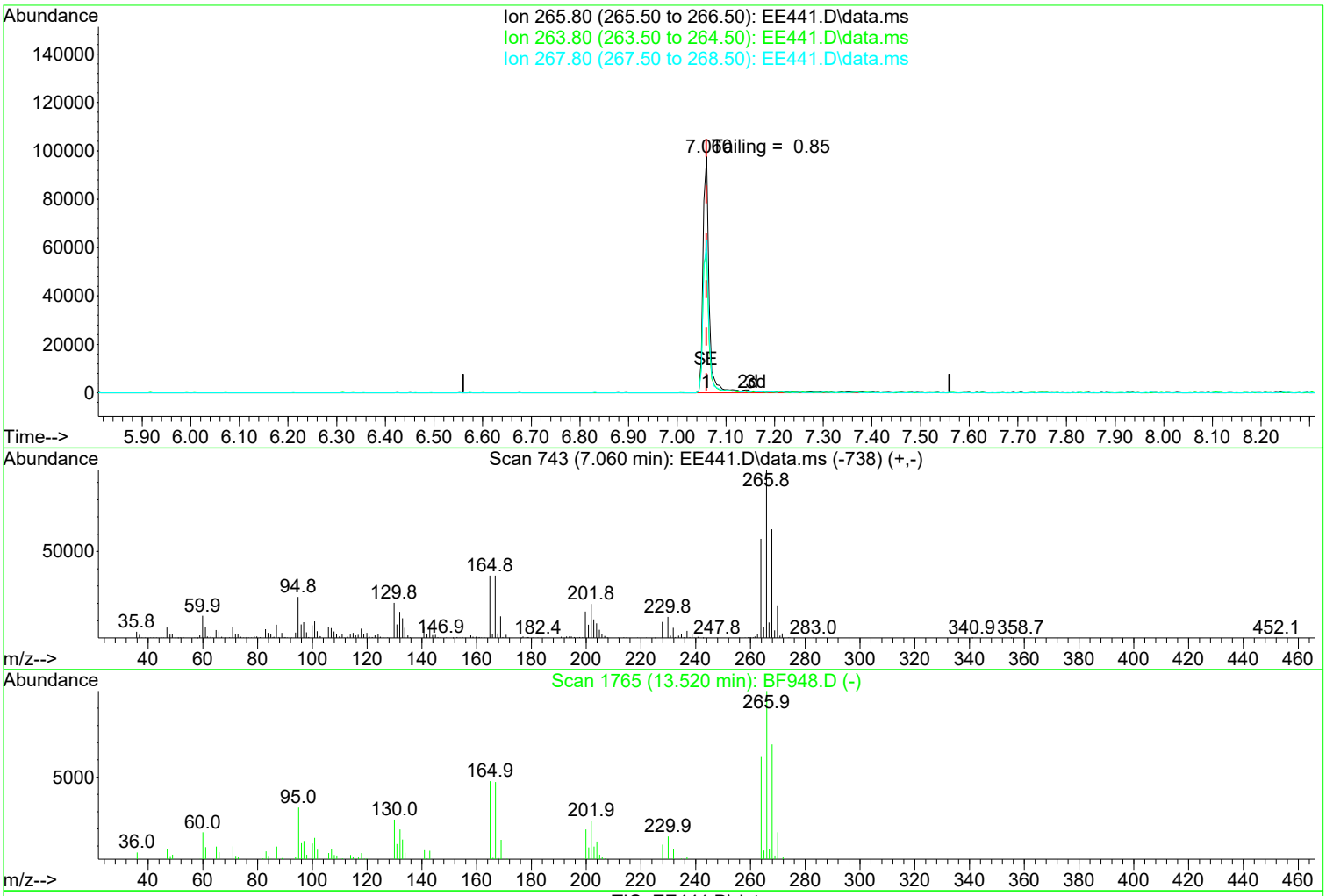

(5) Pentachlorophenol (TCM)

7.060min (0.000) 50.00 ppm

response 82942

Ion	Exp%	Act%
265.80	100.00	100.00
263.80	59.00	59.02
267.80	64.70	64.67
0.00	0.00	0.00

Manual Integration:

After

Other - Tailing

07/06/21

Quantitation Report (Qedit)

1st DM 07/07/21
2nd BA 07/07/21

Data Path : I:\ACQUDATA\5973A\DATA\070221\
Data File : EE441.D
Acq On : 2 Jul 2021 10:34 am
Operator : JMisiurewicz
Sample : TUNE
Misc : 50 ng DFTPP
ALS Vial : 2 Sample Multiplier: 1

Quant Time: Jul 06 15:48:40 2021
Quant Method : I:\ACQUDATA\5973A\METHODS\TUNED.M
Quant Title : TUNE CHECK
QLast Update : Tue Jul 06 15:48:18 2021
Response via : Initial Calibration

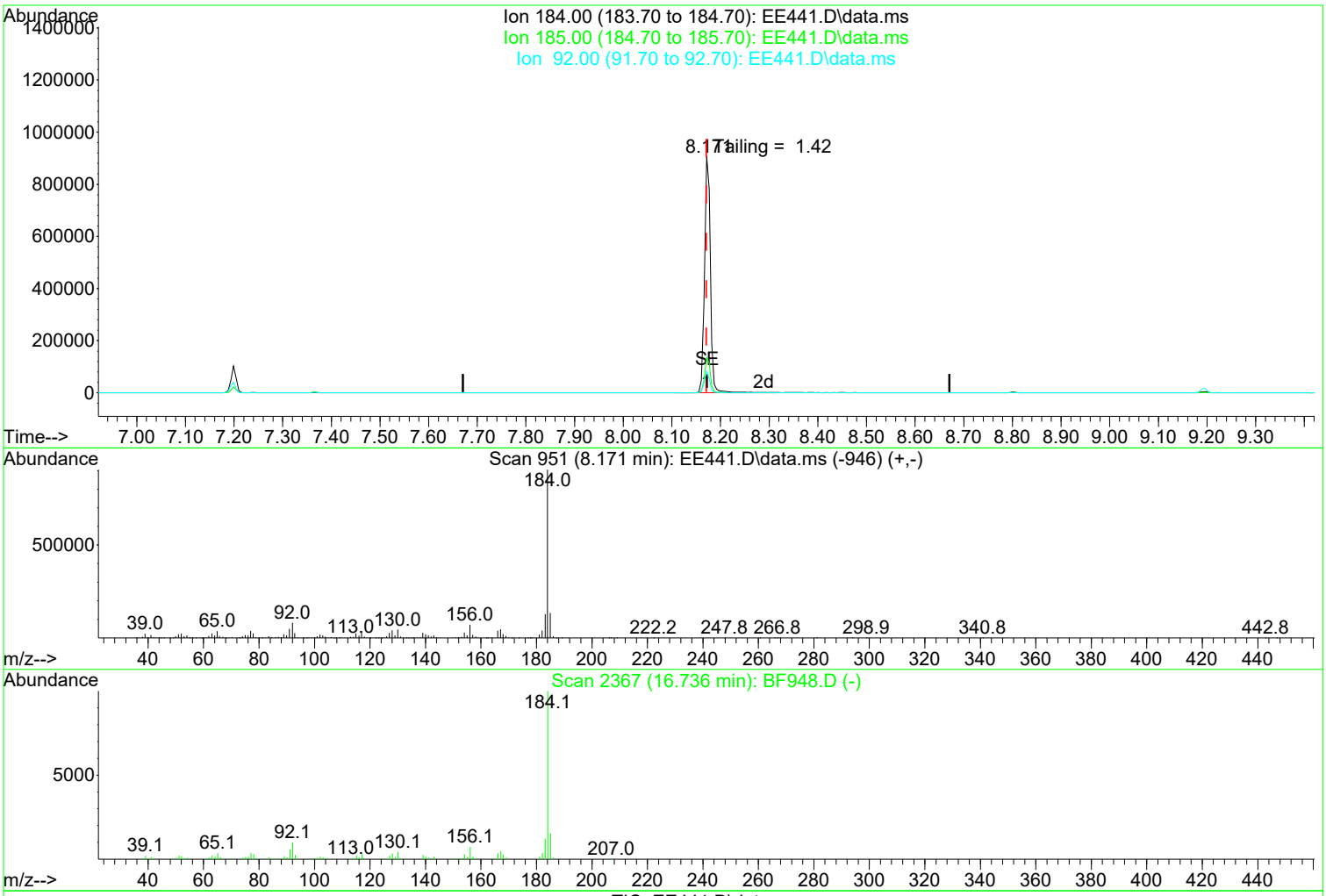

(8) Benzidine (T)

8.171min (0.000) 50.21 ppm

response 751897

Ion	Exp%	Act%
184.00	100.00	100.00
185.00	14.90	14.86
92.00	9.00	9.00
0.00	0.00	0.00

Manual Integration:

After

Other - Tailing

07/06/21

1st DM 07/07/21
2nd BA 07/07/21

Quantitation Report (QT Reviewed)

Data Path : I:\ACQUDATA\5973A\DATA\070221\
Data File : EE441.D
Acq On : 2 Jul 2021 10:34 am
Operator : JMisiurewicz
Sample : TUNE
Misc : 50 ng DFTPP
ALS Vial : 2 Sample Multiplier: 1

Quant Time: Jul 06 15:48:40 2021
Quant Method : I:\ACQUDATA\5973A\METHODS\TUNED.M
Quant Title : TUNE CHECK
QLast Update : Tue Jul 06 15:48:18 2021
Response via : Initial Calibration

Compound	R.T.	QIon	Response	Conc Units	Dev(Min)
Internal Standards					
1) d4-1,4-Dichlorobenzene	4.042	152	127876	40.00 ppm	0.00
2) d8-Naphthalene	4.902	136	498704	40.00 ppm	0.00
3) d10-Acenaphthene	6.136	164	267579	40.00 ppm	0.00
4) d10-Phenanthrene	7.199	188	496600	40.00 ppm	0.00
7) d12-Chrysene	9.197	240	431080	40.00 ppm	0.00
12) d12-Perylene	10.490	264	454786	40.00 ppm	0.00
Target Compounds					Qvalue
5) Pentachlorophenol	7.060	266	82942	50.000 ppm	100
6) DFTPP	7.365	198	124328	50.000 ppm	100
8) Benzidine	8.171	184	751897	50.206 ppm	100
9) 4,4'-DDE	7.365	246	2703	N.D.	
10) 4,4'-DDD	8.599	235	1146	N.D.	
11) 4,4'-DDT	8.802	235	338586	50.209 ppm	100

(#) = qualifier out of range (m) = manual integration (+) = signals summed

Quantitation Report (QT Reviewed)

Data Path : I:\ACQUDATA\5973A\DATA\070221\
Data File : EE441.D
Acq On : 2 Jul 2021 10:34 am
Operator : JMisiurewicz
Sample : TUNE
Misc : 50 ng DFTPP
ALS Vial : 2 Sample Multiplier: 1

Quant Time: Jul 06 15:48:40 2021
Quant Method : I:\ACQUDATA\5973A\METHODS\TUNED.M
Quant Title : TUNE CHECK
QLast Update : Tue Jul 06 15:48:18 2021
Response via : Initial Calibration



1st DM 07/07/21
2nd BA 07/07/21

Data Path : I:\ACQUDATA\5973A\DATA\070221\
Data File : EE441.D
Acq On : 2 Jul 2021 10:34 am
Operator : JMisiurewicz
Sample : TUNE
Misc : 50 ng DFTPP
ALS Vial : 2 Sample Multiplier: 1

Integration File: RTEINT.P

Method : I:\ACQUDATA\5973A\METHODS\TUNED.M
Title : TUNE CHECK
Last Update : Tue Jul 06 15:48:18 2021

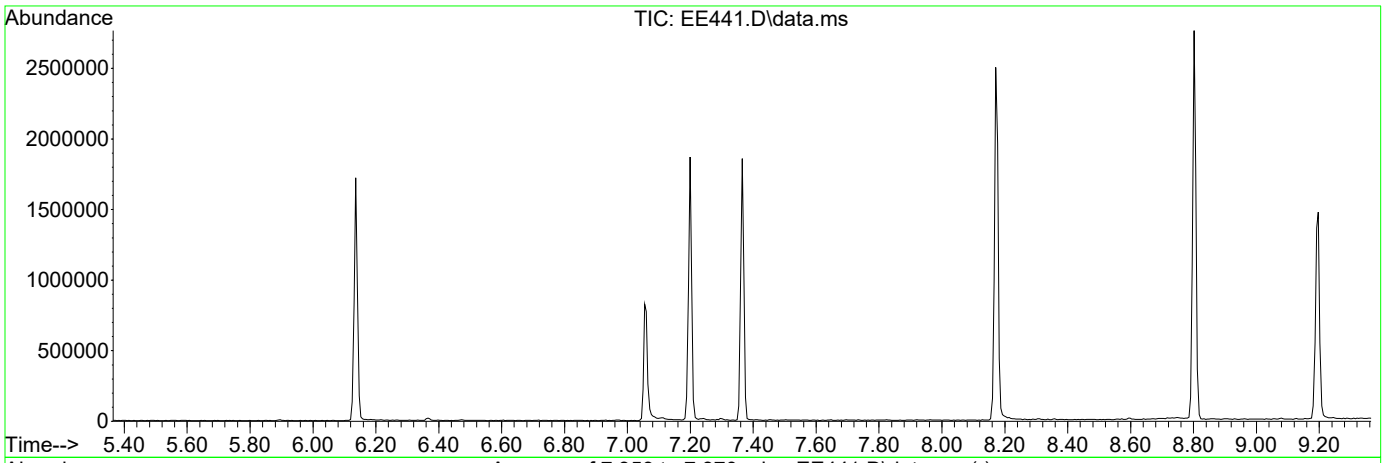

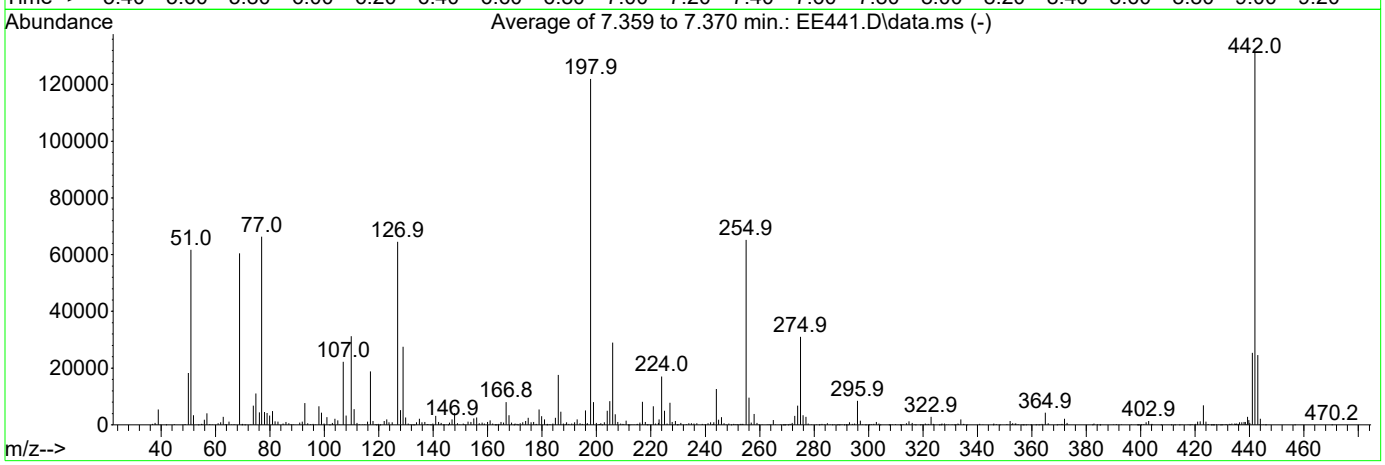

AutoFind: Scans 799, 800, 801; Background Corrected with Scan 795

Target Mass	Rel. to Mass	Lower Limit%	Upper Limit%	Rel. Abn%	Raw Abn	Result Pass/Fail
51	198	10	80	50.6	61724	PASS
68	69	0.00	2	0.0	0	PASS
69	198	0.00	100	49.6	60499	PASS
70	69	0.00	2	0.6	340	PASS
127	198	10	80	52.9	64547	PASS
197	198	0.00	2	0.5	569	PASS
198	198	100	100	100.0	122005	PASS
199	198	5	9	6.6	7994	PASS
275	198	10	60	25.5	31067	PASS
365	198	1	500	3.5	4253	PASS
441	442	0.01	24	19.4	25402	PASS
442	442	100	100	100.0	131197	PASS
443	442	15	24	18.8	24624	PASS

1st DM 07/07/21
2nd BA 07/07/21

Quantitation Report (QT Reviewed)

Data Path : I:\ACQUDATA\5973A\DATA\070221\
Data File : EE442.D
Acq On : 2 Jul 2021 10:55 am
Operator : JMisiurewicz
Sample : BLK
Misc : Initial Calibration 8270D/625
ALS Vial : 3 Sample Multiplier: 1

Quant Time: Jul 06 16:59:14 2021
Quant Method : I:\ACQUDATA\5973A\METHODS\8270070221A.M
Quant Title : 8270 BNA ANALYSIS
QLast Update : Fri Jul 02 16:59:23 2021
Response via : Initial Calibration

Compound	R.T.	QIon	Response	Conc	Units	Dev(Min)
Internal Standards						
1) d4-1,4-Dichlorobenzene	4.719	152	235801	40.00	ppm	0.00
34) d8-Naphthalene	5.889	136	893238	40.00	ppm	0.00
58) d10-Acenaphthene	7.593	164	502888	40.00	ppm	0.00
92) d10-Phenanthrene	9.056	188	804781	40.00	ppm	0.00
118) d12-Chrysene	12.294	240	771573	40.00	ppm	0.00
136) d12-Perylene	15.200	264	808926	40.00	ppm	0.00
System Monitoring Compounds						
8) SURR1,2-FLUOROPHENOL	3.800	112	60	0.01	ppm	0.17
Spiked Amount 20.000	Range 10 - 70		Recovery = 0.05%#			
13) SURR2,PHENOL-D6	4.473	99	42	0.00	ppm	0.08
Spiked Amount 20.000	Range 10 - 107		Recovery = 0.00%#			
35) SURR4,NITROBENZENE-D5	5.253	82	56	0.01	ppm	0.04
Spiked Amount 10.000	Range 31 - 110		Recovery = 0.10%#			
64) SURR5,2-FLUOROBIPHENYL	6.893	172	42	0.00	ppm	-0.04
Spiked Amount 10.000	Range 31 - 118		Recovery = 0.00%#			
89) SURR3,2,4,6-TRIBROMOPH...	8.234	330	32	0.01	ppm	-0.14
Spiked Amount 20.000	Range 35 - 141		Recovery = 0.05%#			
125) SURR6,TERPHENYL-D14	10.638	244	34	0.00	ppm	-0.10
Spiked Amount 10.000	Range 10 - 165		Recovery = 0.00%#			
Target Compounds						Qvalue
111) Disulfoton	9.056	88	10579	Below Cal		44

(#) = qualifier out of range (m) = manual integration (+) = signals summed

Quantitation Report (QT Reviewed)

Data Path : I:\ACQUDATA\5973A\DATA\070221\
Data File : EE442.D
Acq On : 2 Jul 2021 10:55 am
Operator : JMisiurewicz
Sample : BLK
Misc : Initial Calibration 8270D/625
ALS Vial : 3 Sample Multiplier: 1

Quant Time: Jul 06 16:59:14 2021
Quant Method : I:\ACQUDATA\5973A\METHODS\8270070221A.M
Quant Title : 8270 BNA ANALYSIS
QLast Update : Fri Jul 02 16:59:23 2021
Response via : Initial Calibration

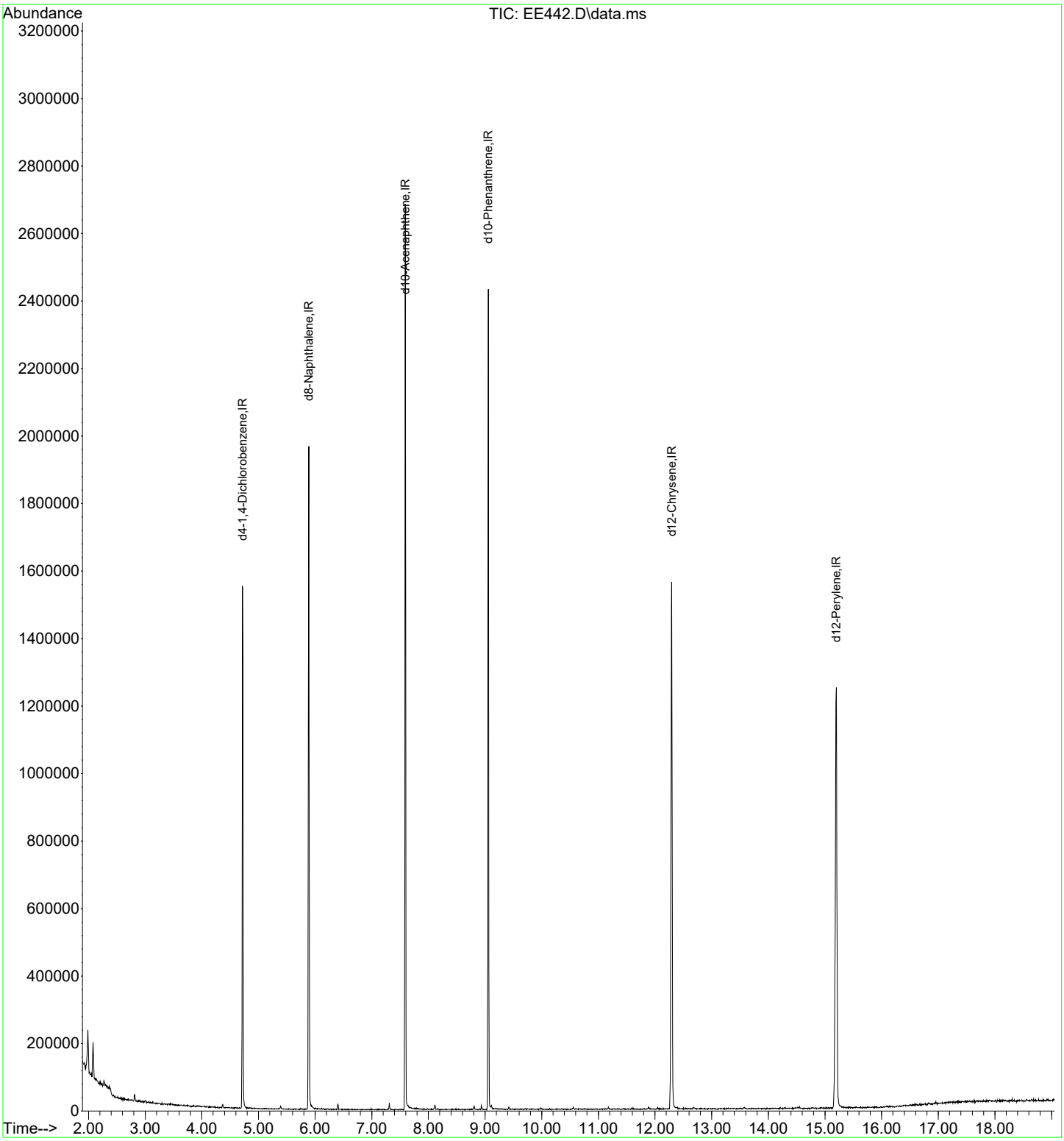

Quantitation Report (Qedit)

Data Path : I:\ACQUDATA\5973A\DATA\070221\
Data File : EE443.D
Acq On : 2 Jul 2021 11:23 am
Operator : JMisiurewicz
Sample : 1 ppm STD
Misc : Initial Calibration 8270D/625
ALS Vial : 4 Sample Multiplier: 1

Quant Time: Jul 02 15:11:29 2021
Quant Method : I:\ACQUDATA\5973A\METHODS\8270070221A.M
Quant Title : 8270 BNA ANALYSIS
QLast Update : Fri Jul 02 15:11:16 2021
Response via : Initial Calibration

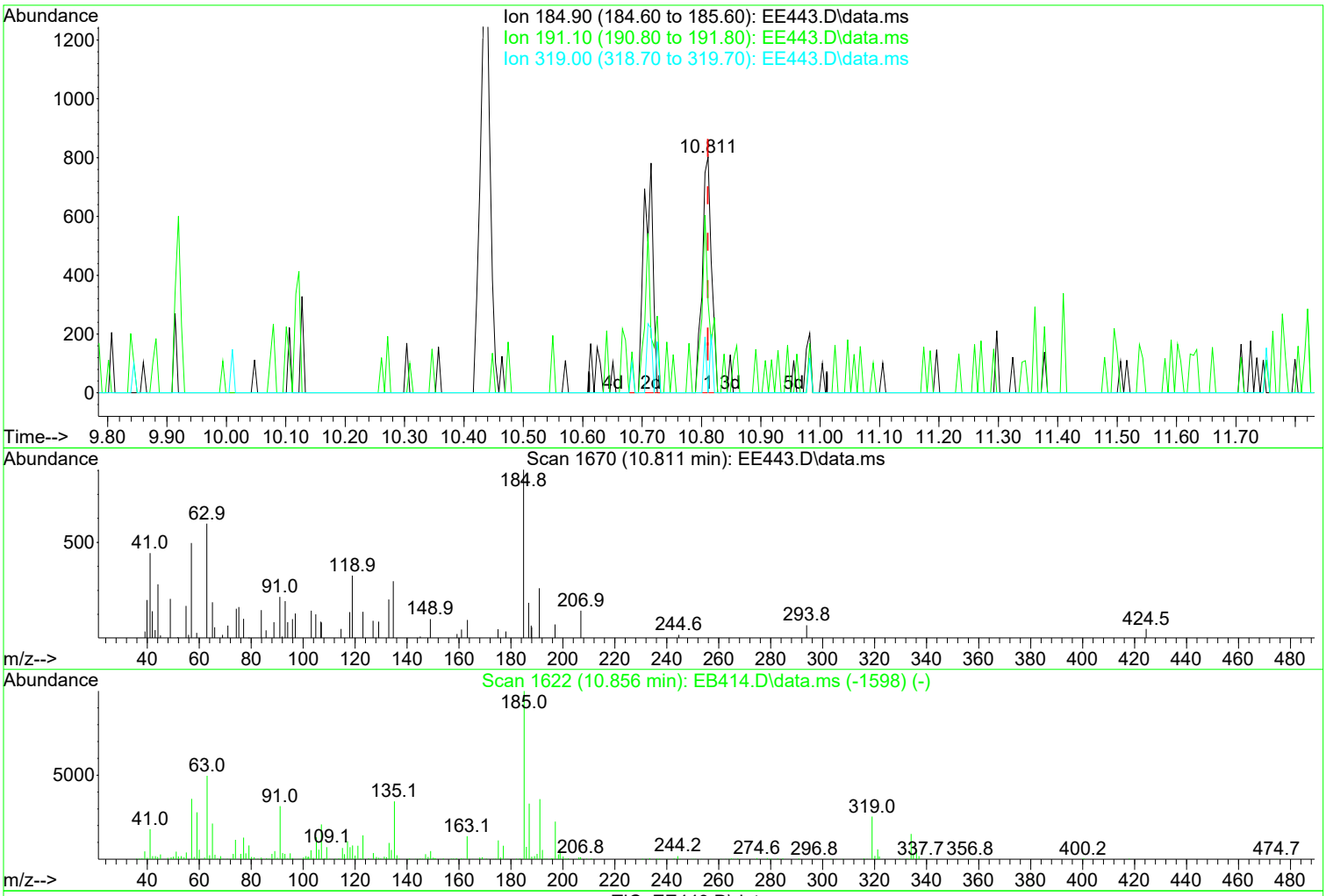

TIC: EE443.D\data.ms

(126) Aramite (TM)

10.811min (-0.000) 1.09 ppm m

response 1715

Ion	Exp%	Act%
184.90	100.00	100.00
191.10	46.30	38.48
319.00	20.60	0.00
0.00	0.00	0.00

Manual Integration:

After

Split Peak.

07/02/21

Quantitation Report (Qedit)

1st DM 07/07/21
2nd BA 07/07/21

Data Path : I:\ACQUDATA\5973A\DATA\070221\
Data File : EE443.D
Acq On : 2 Jul 2021 11:23 am
Operator : JMisiurewicz
Sample : 1 ppm STD
Misc : Initial Calibration 8270D/625
ALS Vial : 4 Sample Multiplier: 1

Quant Time: Jul 02 15:11:29 2021
Quant Method : I:\ACQUDATA\5973A\METHODS\8270070221A.M
Quant Title : 8270 BNA ANALYSIS
QLast Update : Fri Jul 02 15:11:16 2021
Response via : Initial Calibration

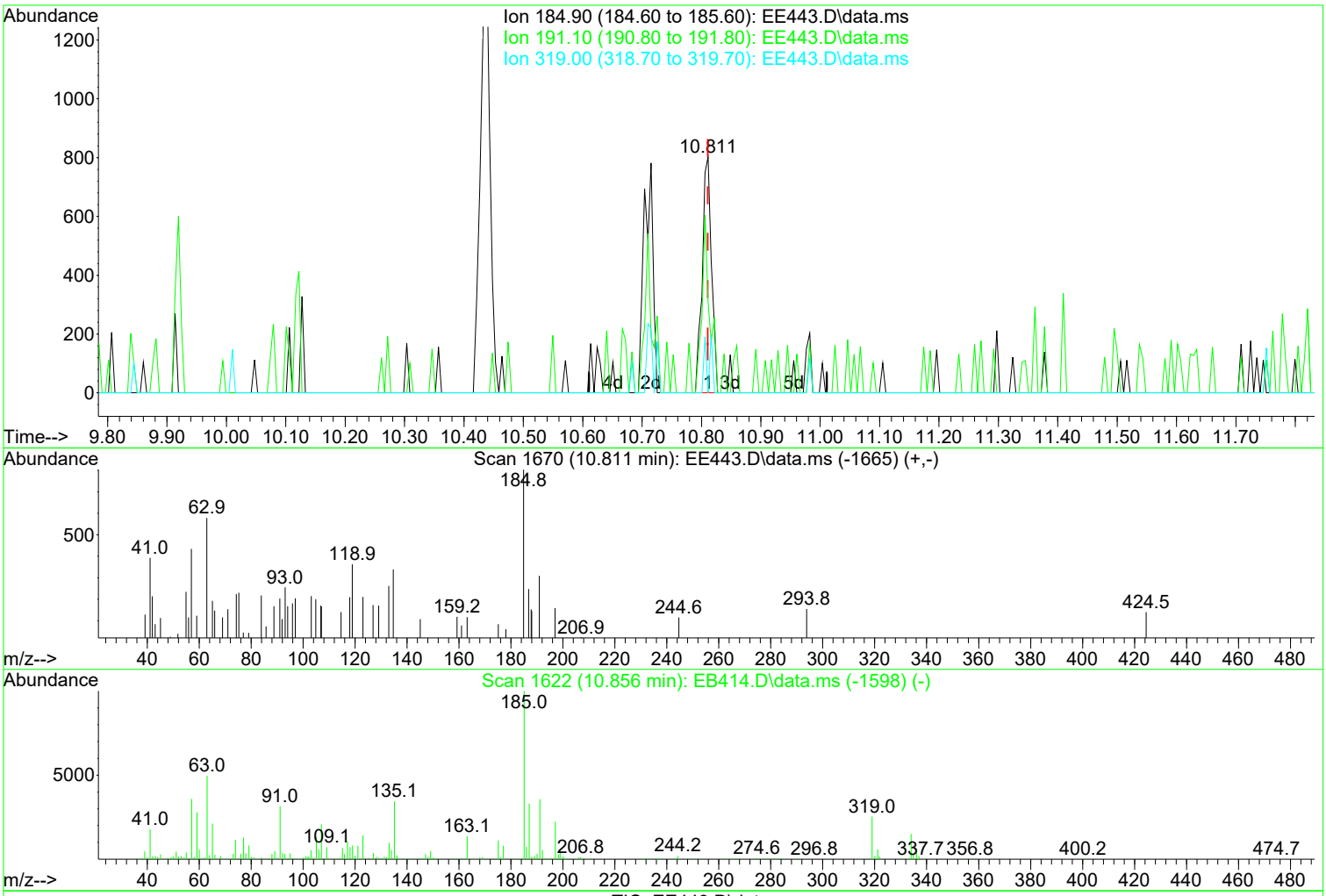

TIC: EE443.D\data.ms

(126) Aramite (TM)

10.811min (-0.000) 0.56 ppm

response 881

Ion	Exp%	Act%
184.90	100.00	100.00
191.10	46.30	38.48
319.00	20.60	0.00
0.00	0.00	0.00

Manual Integration:

Before

07/02/21

1st DM 07/07/21
2nd BA 07/07/21

Quantitation Report (Qedit)

Data Path : I:\ACQUDATA\5973A\DATA\070221\
Data File : EE443.D
Acq On : 2 Jul 2021 11:23 am
Operator : JMisiurewicz
Sample : 1 ppm STD
Misc : Initial Calibration 8270D/625
ALS Vial : 4 Sample Multiplier: 1

Quant Time: Jul 02 15:11:29 2021
Quant Method : I:\ACQUDATA\5973A\METHODS\8270070221A.M
Quant Title : 8270 BNA ANALYSIS
QLast Update : Fri Jul 02 15:11:16 2021
Response via : Initial Calibration

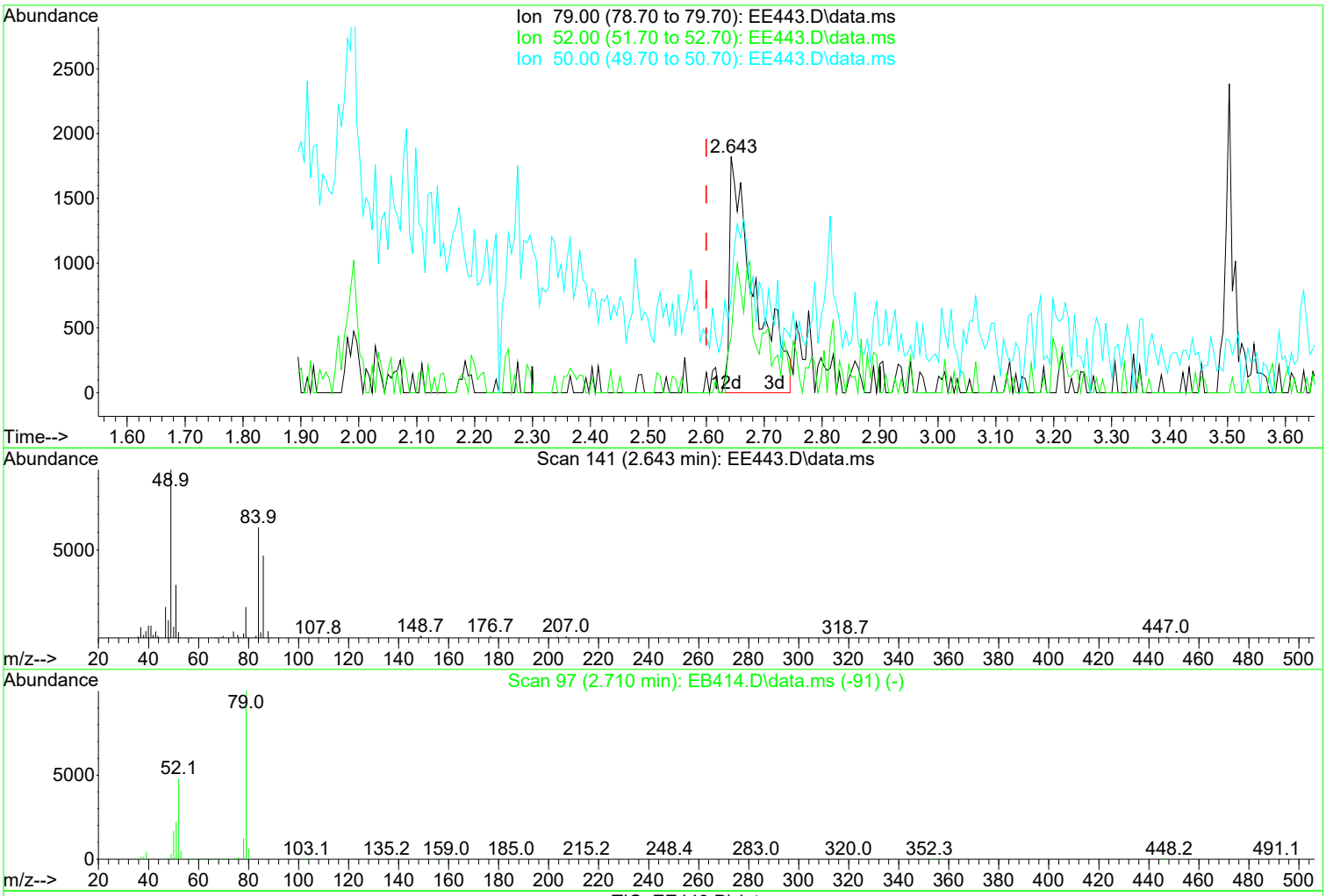

(3) Pyridine (TM)

2.643min (+ 0.043) 0.86 ppm m

response 5332

Ion	Exp%	Act%
79.00	100.00	100.00
52.00	69.40	23.44#
50.00	31.20	40.01
0.00	0.00	0.00

Manual Integration:

After

Peak not found.

07/02/21

1st DM 07/07/21
2nd BA 07/07/21

Quantitation Report (Qedit)

Data Path : I:\ACQUDATA\5973A\DATA\070221\
Data File : EE443.D
Acq On : 2 Jul 2021 11:23 am
Operator : JMisiurewicz
Sample : 1 ppm STD
Misc : Initial Calibration 8270D/625
ALS Vial : 4 Sample Multiplier: 1

Quant Time: Jul 02 15:11:29 2021
Quant Method : I:\ACQUDATA\5973A\METHODS\8270070221A.M
Quant Title : 8270 BNA ANALYSIS
QLast Update : Fri Jul 02 15:11:16 2021
Response via : Initial Calibration

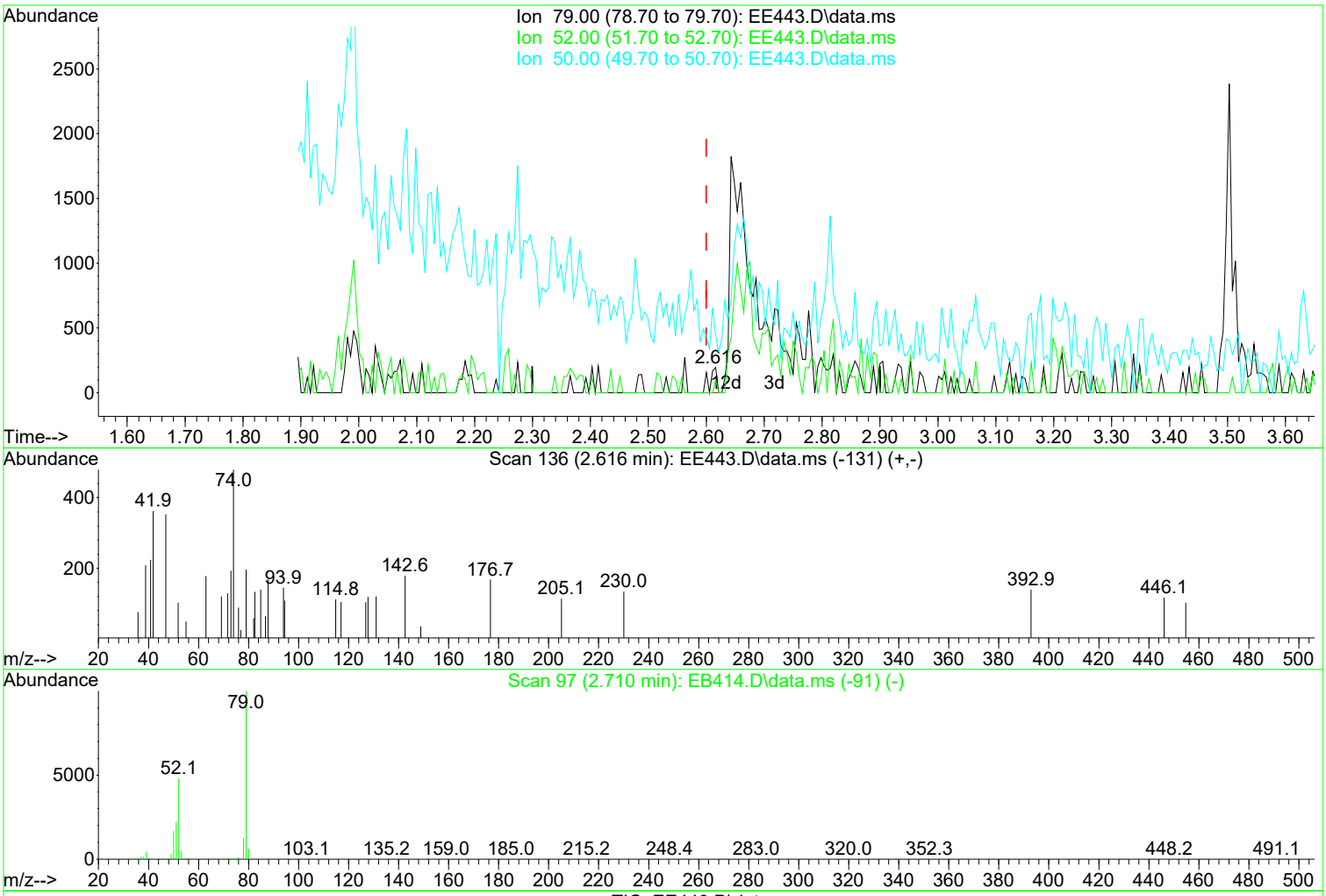

(3) Pyridine (TM)

2.616min (+ 0.016) 0.03 ppm

response 168

Ion	Exp%	Act%
79.00	100.00	100.00
52.00	69.40	52.04
50.00	31.20	43.11
0.00	0.00	0.00

Manual Integration:

Before

07/02/21

Quantitation Report (Qedit)

Data Path : I:\ACQUDATA\5973A\DATA\070221\
Data File : EE443.D
Acq On : 2 Jul 2021 11:23 am
Operator : JMisiurewicz
Sample : 1 ppm STD
Misc : Initial Calibration 8270D/625
ALS Vial : 4 Sample Multiplier: 1

Quant Time: Jul 02 15:11:29 2021
Quant Method : I:\ACQUDATA\5973A\METHODS\8270070221A.M
Quant Title : 8270 BNA ANALYSIS
QLast Update : Fri Jul 02 15:11:16 2021
Response via : Initial Calibration

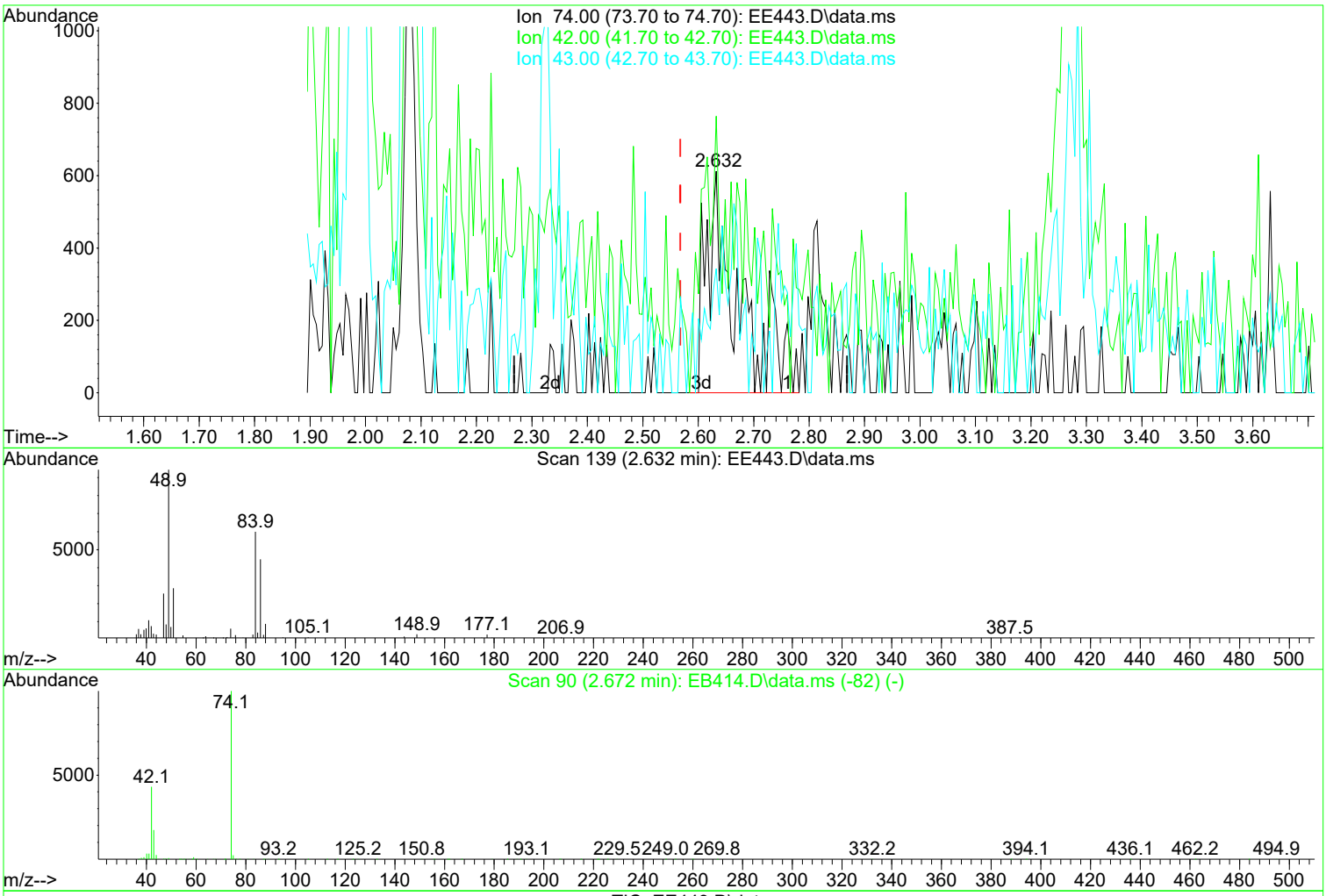

(4) N-Nitrosodimethylamine (TM)

2.632min (+ 0.064) 1.02 ppm m

response 2476

Ion	Exp%	Act%
74.00	100.00	100.00
42.00	99.20	124.84
43.00	35.60	56.05
0.00	0.00	0.00

Manual Integration:

After

Poor integration.

07/02/21

Quantitation Report (Qedit)

1st DM 07/07/21
2nd BA 07/07/21

Data Path : I:\ACQUDATA\5973A\DATA\070221\
Data File : EE443.D
Acq On : 2 Jul 2021 11:23 am
Operator : JMisiurewicz
Sample : 1 ppm STD
Misc : Initial Calibration 8270D/625
ALS Vial : 4 Sample Multiplier: 1

Quant Time: Jul 02 15:11:29 2021
Quant Method : I:\ACQUDATA\5973A\METHODS\8270070221A.M
Quant Title : 8270 BNA ANALYSIS
QLast Update : Fri Jul 02 15:11:16 2021
Response via : Initial Calibration

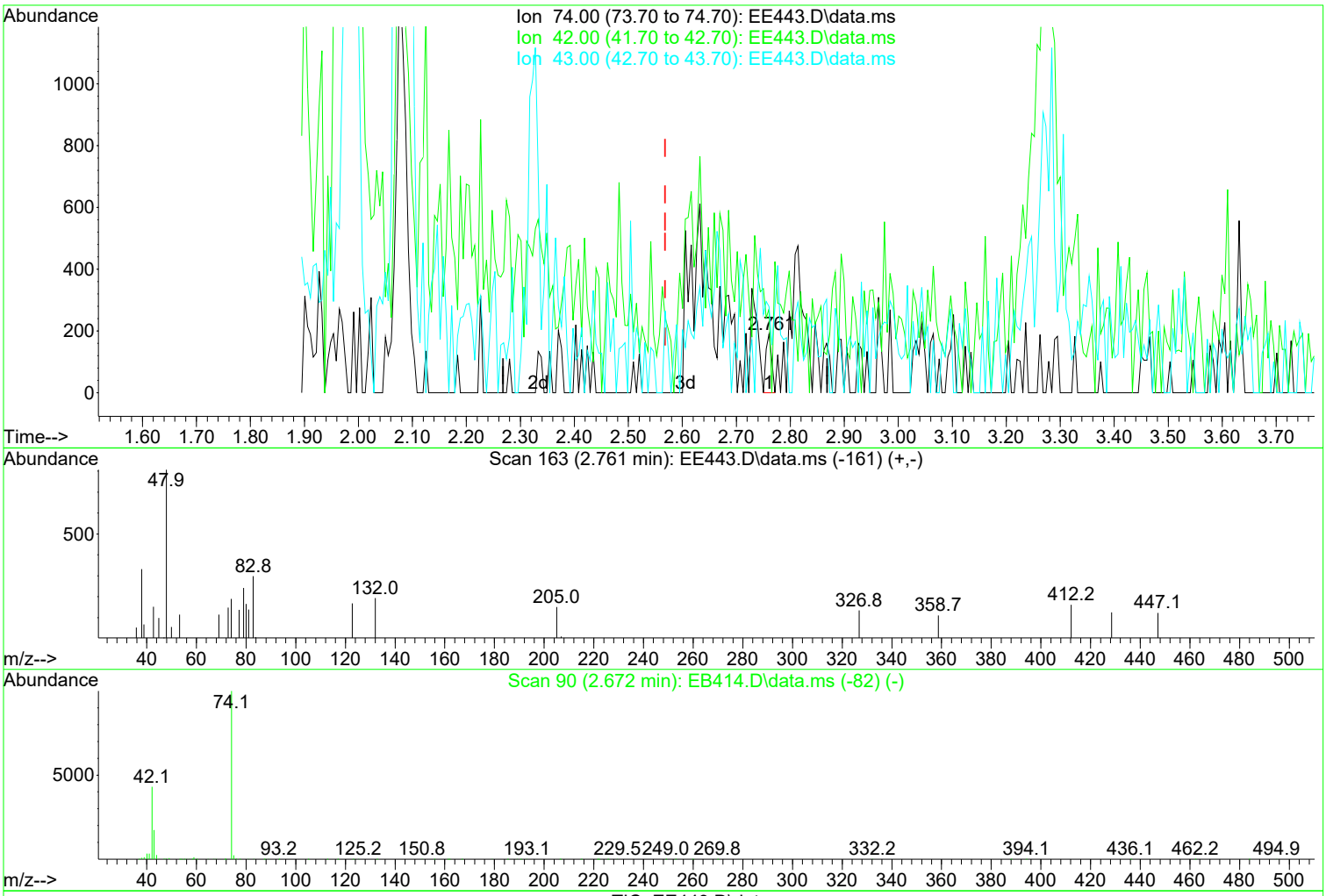

(4) N-Nitrosodimethylamine (TM)

2.761min (+ 0.192) -1.00 ppm

response 141

Ion	Exp%	Act%
74.00	100.00	100.00
42.00	99.20	88.95
43.00	35.60	7.37
0.00	0.00	0.00

Manual Integration:

Before

07/02/21

Quantitation Report (Qedit)

Data Path : I:\ACQUDATA\5973A\DATA\070221\
Data File : EE443.D
Acq On : 2 Jul 2021 11:23 am
Operator : JMisiurewicz
Sample : 1 ppm STD
Misc : Initial Calibration 8270D/625
ALS Vial : 4 Sample Multiplier: 1

Quant Time: Jul 02 15:11:29 2021
Quant Method : I:\ACQUDATA\5973A\METHODS\8270070221A.M
Quant Title : 8270 BNA ANALYSIS
QLast Update : Fri Jul 02 15:11:16 2021
Response via : Initial Calibration

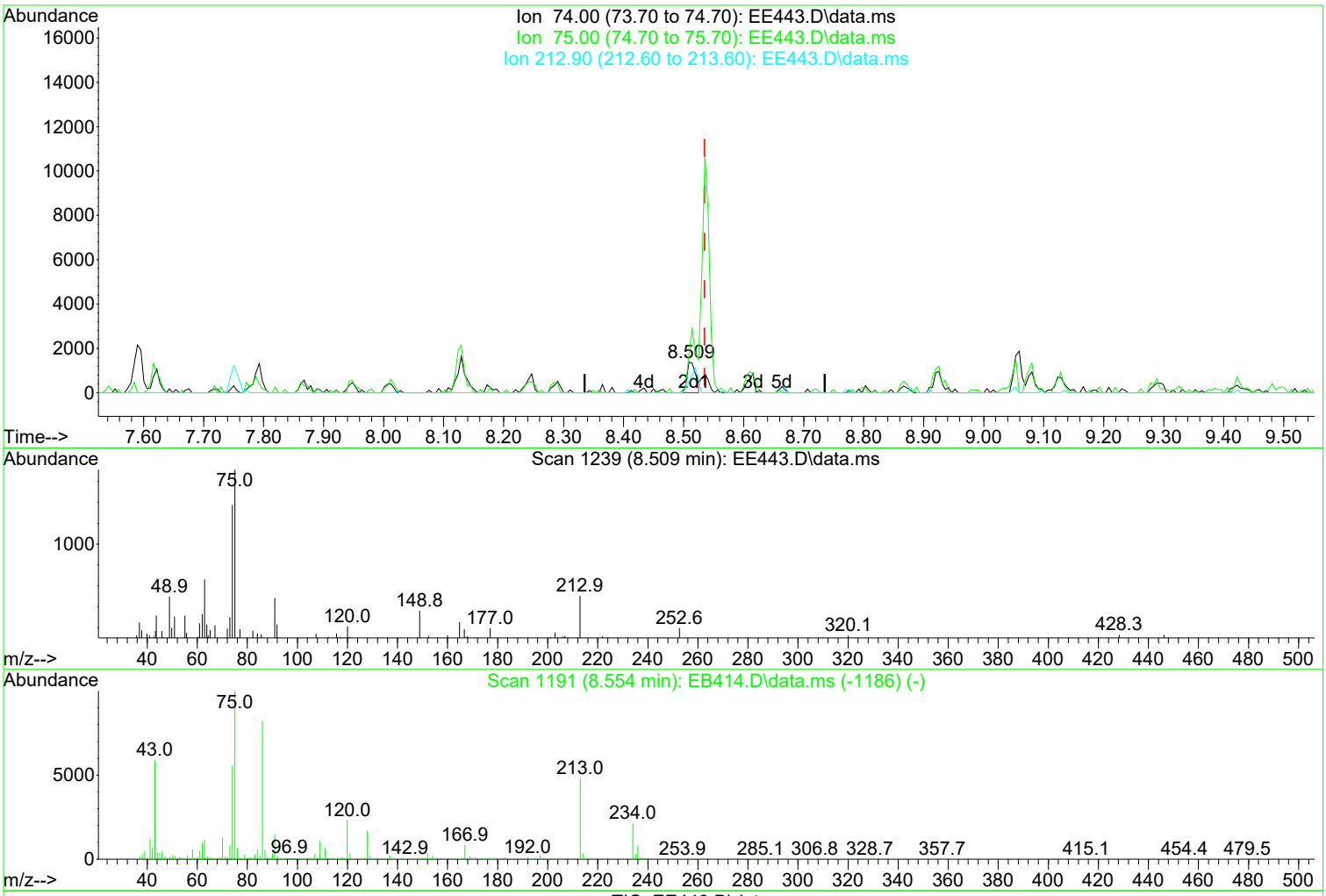

(98) 1,3,5-Trinirobenzene (TM)

8.509min (-0.027) 0.54 ppm m

response 1398

Ion	Exp%	Act%
74.00	100.00	100.00
75.00	245.10	124.58#
212.90	53.40	36.65
0.00	0.00	0.00

Manual Integration:

After

Wrong peak selected.

07/02/21

Quantitation Report (Qedit)

Data Path : I:\ACQUDATA\5973A\DATA\070221\
Data File : EE443.D
Acq On : 2 Jul 2021 11:23 am
Operator : JMisiurewicz
Sample : 1 ppm STD
Misc : Initial Calibration 8270D/625
ALS Vial : 4 Sample Multiplier: 1

Quant Time: Jul 02 15:11:29 2021
Quant Method : I:\ACQUDATA\5973A\METHODS\8270070221A.M
Quant Title : 8270 BNA ANALYSIS
QLast Update : Fri Jul 02 15:11:16 2021
Response via : Initial Calibration

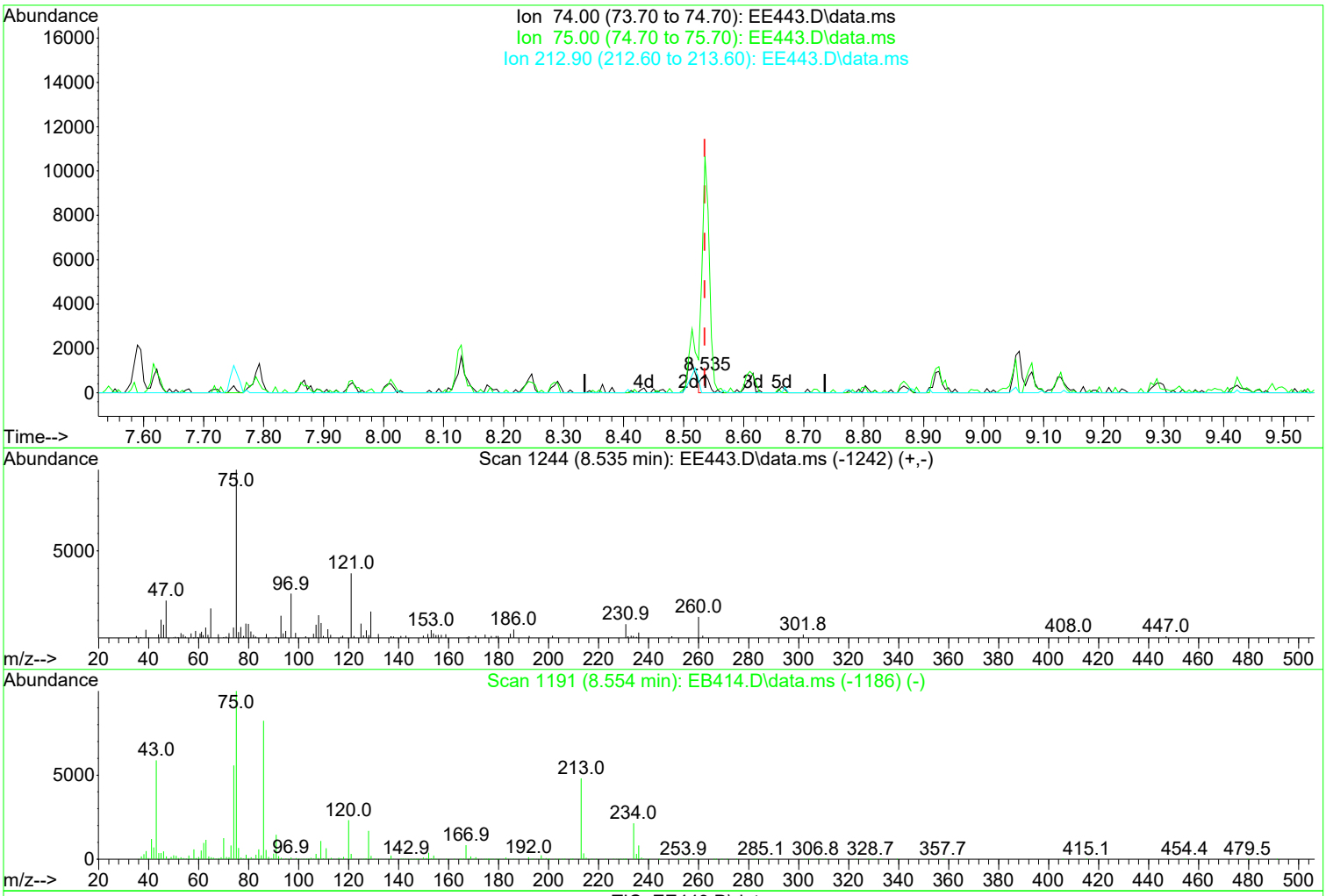

(98) 1,3,5-Trinirobenzene (TM)

8.535min (-0.000) 0.28 ppm

response 715

Ion	Exp%	Act%
74.00	100.00	100.00
75.00	245.10	1605.35#
212.90	53.40	0.00#
0.00	0.00	0.00

Manual Integration:

Before

07/02/21

1st DM 07/07/21
2nd BA 07/07/21

Quantitation Report (QT Reviewed)

Data Path : I:\ACQUDATA\5973A\DATA\070221\
Data File : EE443.D
Acq On : 2 Jul 2021 11:23 am
Operator : JMisiurewicz
Sample : 1 ppm STD
Misc : Initial Calibration 8270D/625
ALS Vial : 4 Sample Multiplier: 1

Quant Time: Jul 02 15:11:29 2021
Quant Method : I:\ACQUDATA\5973A\METHODS\8270070221A.M
Quant Title : 8270 BNA ANALYSIS
QLast Update : Fri Jul 02 15:11:16 2021
Response via : Initial Calibration

Compound	R.T.	QIon	Response	Conc	Units	Dev(Min)
Internal Standards						
1) d4-1,4-Dichlorobenzene	4.721	152	217467	40.00	ppm	0.00
34) d8-Naphthalene	5.886	136	830254	40.00	ppm	0.00
58) d10-Acenaphthene	7.590	164	465036	40.00	ppm	0.00
92) d10-Phenanthrene	9.059	188	780929	40.00	ppm	0.00
118) d12-Chrysene	12.291	240	697891	40.00	ppm	-0.01
136) d12-Perylene	15.197	264	749002	40.00	ppm	0.00
System Monitoring Compounds						
8) SURR1,2-FLUOROPHENOL	3.631	112	6885	1.02	ppm	0.00
Spiked Amount 20.000	Range 10 - 70		Recovery	=	5.10%#	
13) SURR2,PHENOL-D6	4.379	99	9020	1.05	ppm	0.00
Spiked Amount 20.000	Range 10 - 107		Recovery	=	5.25%#	
35) SURR4,NITROBENZENE-D5	5.207	82	8343	1.08	ppm	0.00
Spiked Amount 10.000	Range 31 - 110		Recovery	=	10.80%#	
64) SURR5,2-FLUOROBIPHENYL	6.927	172	16766	1.09	ppm	0.00
Spiked Amount 10.000	Range 31 - 118		Recovery	=	10.90%#	
89) SURR3,2,4,6-TRIBROMOPH...	8.364	330	1924	0.89	ppm	-0.01
Spiked Amount 20.000	Range 35 - 141		Recovery	=	4.45%#	
125) SURR6,TERPHENYL-D14	10.731	244	17793	1.09	ppm	0.00
Spiked Amount 10.000	Range 10 - 165		Recovery	=	10.90%	
Target Compounds						Qvalue
2) 1,4-Dioxane	2.328	88	3540	1.331	ppm	93
3) Pyridine	2.643	79	5332m	0.856	ppm	
4) N-Nitrosodimethylamine	2.632	74	2476m	1.021	ppm	
5) 2-Picoline	3.204	93	5978	0.894	ppm	76
6) N-Nitrosomethylamine	3.279	42	4191	1.172	ppm	80
7) Methyl Methansulfonate	3.503	80	3468	0.958	ppm	77
9) N-Nitrosodiethylamine	3.818	102	3005	0.930	ppm	95
10) Ethyl Mathanesulfonate	4.053	79	5453	1.106	ppm	91
11) Benzaldehyde	4.342	106	5376	1.088	ppm	85
12) Aniline	4.433	93	9974	0.967	ppm	77
14) Phenol	4.395	94	8310	0.925	ppm	96
15) bis(2-Clethyl)Ether	4.475	93	6772	1.088	ppm	96
16) Pentachloroethane	4.475	117	3032	1.221	ppm	71
17) 2-Chlorophenol	4.534	128	7265	0.967	ppm	89
18) 1,3-Diclbenzene	4.673	146	7347	0.948	ppm	95
19) 1,4-Dichlorobenzene	4.737	146	9205	1.139	ppm	85
20) 1,2-Diclbenzene	4.871	146	8130	1.078	ppm	89
21) Benzyl Alcohol	4.828	79	5737	1.011	ppm	86
22) 1-Methyl-2-pyrrolidinone	4.871	99	4338	1.007	ppm #	73
23) 2,2'-oxybis(1-Chloropr...	4.951	45	9183	1.093	ppm	92
24) 2-Methylphenol	4.924	108	6454	1.043	ppm	78
25) 3+4-Methylphenol	5.063	108	6516	1.003	ppm #	80
26) Acetophenone	5.068	105	10147	1.038	ppm	77
27) N-Nitroso-Di-n-propyla...	5.063	70	5973	1.081	ppm	90
28) N-Nitrosopyrrolidine	5.052	100	3872	1.053	ppm	71
29) N-Nitrosomorpholine	5.084	56	4842	1.019	ppm	71
30) o-Toluidine	5.100	106	12888	1.155	ppm	84
31) Hexachloroethane	5.175	117	3550	1.134	ppm	90
32) o,o,o-Triethylphosphor...	5.613	198	3473	0.981	ppm	94
33) Alpha-terpinol	5.907	121	2459	1.174	ppm	93
36) Nitrobenzene	5.229	77	7845	1.066	ppm	97
37) N-Nitrosopiperidine	5.368	42	5677	1.098	ppm	90
38) Isophorone	5.448	82	12829	1.027	ppm	92

1st DM 07/07/21
2nd BA 07/07/21

Data Path : I:\ACQUDATA\5973A\DATA\070221\
Data File : EE443.D
Acq On : 2 Jul 2021 11:23 am
Operator : JMisiurewicz
Sample : 1 ppm STD
Misc : Initial Calibration 8270D/625
ALS Vial : 4 Sample Multiplier: 1

Quant Time: Jul 02 15:11:29 2021
Quant Method : I:\ACQUDATA\5973A\METHODS\8270070221A.M
Quant Title : 8270 BNA ANALYSIS
QLast Update : Fri Jul 02 15:11:16 2021
Response via : Initial Calibration

Compound	R.T.	QIon	Response	Conc	Units		Dev(Min)
39) 2-Nitrophenol	5.522	139	3658	0.939	ppm		80
40) 2,4-Dimethylphenol	5.554	107	8044	1.063	ppm		90
41) bis(-2-Chloroethoxy)Me...	5.645	93	6499	1.028	ppm		99
43) 2,4-Dichlorophenol	5.752	162	6452	1.076	ppm		85
44) a,a-Dimethylphenethyla...	5.731	58	17075	1.130	ppm		94
45) 1,2,4-Trichlorobenzene	5.832	180	6013	0.972	ppm		91
46) Naphthalene	5.907	128	21945	1.115	ppm		95
47) 4-Chloroaniline	5.955	127	7513	0.952	ppm		93
48) 2,6-Dichlorophenol	5.960	162	6440	1.172	ppm		85
49) Hexachlorobutadiene	6.019	225	4104	1.155	ppm		91
50) Hexachloropropene	5.987	213	4713	1.213	ppm		99
51) 4-Chloro-3-methylphenol	6.420	107	6358	1.077	ppm		96
52) N-N-di-n-butylamine	6.270	84	5437	0.959	ppm		93
53) Caprolactam	6.265	113	2159	1.044	ppm	#	22
54) p-Phenylenediamine	6.297	80	3813	1.412	ppm	#	65
55) Safrole	6.484	162	5994	1.187	ppm		85
56) 2-Methylnaphthalene	6.569	142	14301	1.116	ppm		97
57) 1-Methylnaphthalene	6.666	142	14289	1.133	ppm		86
59) Hexachlorocyclopentadiene	6.724	237	134	1.819	ppm		68
60) 1,2,4,5-Tetrachloroben...	6.735	216	6750	1.153	ppm		90
61) 1,2,3,4-Tetrachloroben...	7.013	216	6210	1.051	ppm		94
62) 2,4,6-Trichlorophenol	6.847	196	4249	1.006	ppm	#	75
63) 2,4,5-Trichlorophenol	6.885	196	4272	1.033	ppm	#	81
65) Isosafrole	6.986	104	2814	1.030	ppm	#	35
66) 1,1'-Biphenyl	7.024	154	18402	1.084	ppm		96
67) 2-Chloronaphthalene	7.045	162	13010	1.043	ppm		97
68) 2-Nitroaniline	7.141	65	4390	1.090	ppm		84
69) 1,4-Naphthoquinone	7.221	158	3664	1.120	ppm		90
70) m-Dinitrobenzene	7.355	168	1963	0.851	ppm		72
71) Acenaphthylene	7.451	152	18402	0.977	ppm		96
72) Dimethyl phthalate	7.317	163	15665	1.113	ppm		97
73) 2,6-Dinitrotoluene	7.382	165	3053	0.938	ppm		73
74) Acenaphthene	7.622	153	14485	1.084	ppm		94
75) 3-Nitroaniline	7.547	138	3598	0.984	ppm	#	70
76) 2,4-Dinitrophenol	7.659	184	183	1.523	ppm		77
77) Dibenzofuran	7.793	168	19779	1.114	ppm		99
78) 2,4-Dinitrotoluene	7.777	165	4726	1.078	ppm		95
79) 4-Nitrophenol	7.723	65	2419	0.817	ppm		82
80) Pentachlorobenzene	7.750	250	5590	1.066	ppm		99
81) 1-Napthylamine	7.868	143	11378	1.038	ppm		95
82) 2-Napthylamine	7.948	143	13531	1.135	ppm		85
83) 2,3,4,6-Tetrachlorophenol	7.916	232	2650	0.925	ppm		84
84) Fluorene	8.129	166	14929	1.047	ppm		82
85) 4-Chlorophenyl-phenyle...	8.129	204	6809	1.038	ppm		99
86) Diethylphthalate	8.012	149	13685	0.985	ppm		86
87) 4-Nitroaniline	8.145	138	4073	1.032	ppm		91
88) 5-Nitro-o-toluidine	8.140	152	4061	0.953	ppm		89
90) Sulfotepp	8.402	322	2646	1.132	ppm		73
91) Octachlorocyclopentene	8.380	307	1328	1.474	ppm		70
93) Thionazin	8.092	107	2543	1.101	ppm		90
94) 4,6-Dinitro-2-methylph...	8.177	198	1153	1.258	ppm	#	54
95) Diphenylamine	8.242	169	25204	2.239	ppm		98
96) 1,2 Diphenylhydrazine	8.284	77	17265	1.138	ppm		99
97) N-Nitrosodiphenylamine	8.242	169	25204	2.240	ppm		98
98) 1,3,5-Trinirobenzene	8.509	74	1398m	0.541	ppm		
99) Diallate	8.530	86	5810	1.226	ppm		96

Quantitation Report (QT Reviewed)

Data Path : I:\ACQUDATA\5973A\DATA\070221\
Data File : EE443.D
Acq On : 2 Jul 2021 11:23 am
Operator : JMisiurewicz
Sample : 1 ppm STD
Misc : Initial Calibration 8270D/625
ALS Vial : 4 Sample Multiplier: 1

Quant Time: Jul 02 15:11:29 2021
Quant Method : I:\ACQUDATA\5973A\METHODS\8270070221A.M
Quant Title : 8270 BNA ANALYSIS
QLast Update : Fri Jul 02 15:11:16 2021
Response via : Initial Calibration

Compound	R.T.	QIon	Response	Conc	Units		Dev(Min)
100) Phorate	8.535	121	3322	1.186	ppm		85
101) Phenacetin	8.546	108	7041	0.959	ppm		94
102) 4-Bromophenyl-phenylether	8.610	248	4695	1.260	ppm	#	71
103) Hexachlorobenzene	8.669	284	3970	0.919	ppm		90
104) Dimethoate	8.701	87	4658	1.192	ppm		85
105) Atrazine	8.770	215	1957	1.069	ppm		74
106) Pentachlorophenol	8.867	266	891	1.499	ppm		78
107) 4-Aminobiphenyl	8.867	169	14601	0.963	ppm		99
108) Pentachloronitrobenzene	8.877	237	1724	1.067	ppm		81
109) Pronamide	8.925	173	6203	0.899	ppm		94
110) Dinoseb	9.048	211	1627	0.509	ppm	#	73
111) Disulfoton	9.054	88	16987	0.943	ppm		71
112) Phenanthrene	9.080	178	20914	1.085	ppm		100
113) Anthracene	9.128	178	21691	1.151	ppm		97
114) Carbazole	9.289	167	20280	1.023	ppm		97
115) Di-n-butylphthalate	9.631	149	23738	1.013	ppm		100
117) Fluoranthene	10.288	202	21893	1.049	ppm		94
119) Methyl Parathion	9.422	109	3316	0.975	ppm		97
120) Ethyl Parathion	9.807	97	2917	0.887	ppm		87
121) Methapyrilene	9.919	58	5634	1.130	ppm		91
122) Isodrin	10.117	193	2543	1.224	ppm		91
123) Benzidine	10.432	184	12239	0.969	ppm		95
124) Pyrene	10.544	202	21478	1.017	ppm		97
126) Aramite	10.811	185	1715m	1.088	ppm		
127) p-(Dimethylamino)azobe...	10.918	120	5390	0.921	ppm		94
128) Chlorobenzilate	10.971	139	8672	1.073	ppm		75
129) Butyl benzyl phthalate	11.404	149	11894	1.035	ppm		81
130) 3,3-Dimethylbenzidine	11.377	212	12325	0.873	ppm		99
131) 2-Acetylaminofluorene	11.757	181	8075	0.839	ppm		90
132) 3,3'-Dichlorobenzidine	12.248	252	8536	1.017	ppm		86
133) Benzo(a)anthracene	12.275	228	24319	1.150	ppm		97
134) Chrysene	12.334	228	22017	1.149	ppm		91
135) bis(2-Ethylhexyl)phtha...	12.382	149	16148	0.989	ppm		98
137) Di-n-octyl phthalate	13.696	149	23499	0.862	ppm		96
138) 7,12-Dimethylbenz(a)an...	14.369	256	10685	1.042	ppm		77
139) Benzo(b)Fluoranthene	14.364	252	19035	0.924	ppm		98
140) Benzo(k)fluoranthene	14.422	252	19443	1.031	ppm		95
141) Benzo(a)pyrene	15.058	252	14928	0.938	ppm		97
142) 3-Methylcholanthrene	15.854	268	11056	0.976	ppm		97
143) Indeno(1,2,3-cd)Pyrene	17.158	276	18211	1.023	ppm		97
144) Dibenz(a,h)anthracene	17.206	278	19023	1.024	ppm		92
145) Benzo(g,h,i)perylene	17.606	276	19761	1.110	ppm		90

(#) = qualifier out of range (m) = manual integration (+) = signals summed

Quantitation Report (QT Reviewed)

Data Path : I:\ACQUDATA\5973A\DATA\070221\
Data File : EE443.D
Acq On : 2 Jul 2021 11:23 am
Operator : JMisiurewicz
Sample : 1 ppm STD
Misc : Initial Calibration 8270D/625
ALS Vial : 4 Sample Multiplier: 1

Quant Time: Jul 02 15:11:29 2021
Quant Method : I:\ACQUDATA\5973A\METHODS\8270070221A.M
Quant Title : 8270 BNA ANALYSIS
QLast Update : Fri Jul 02 15:11:16 2021
Response via : Initial Calibration

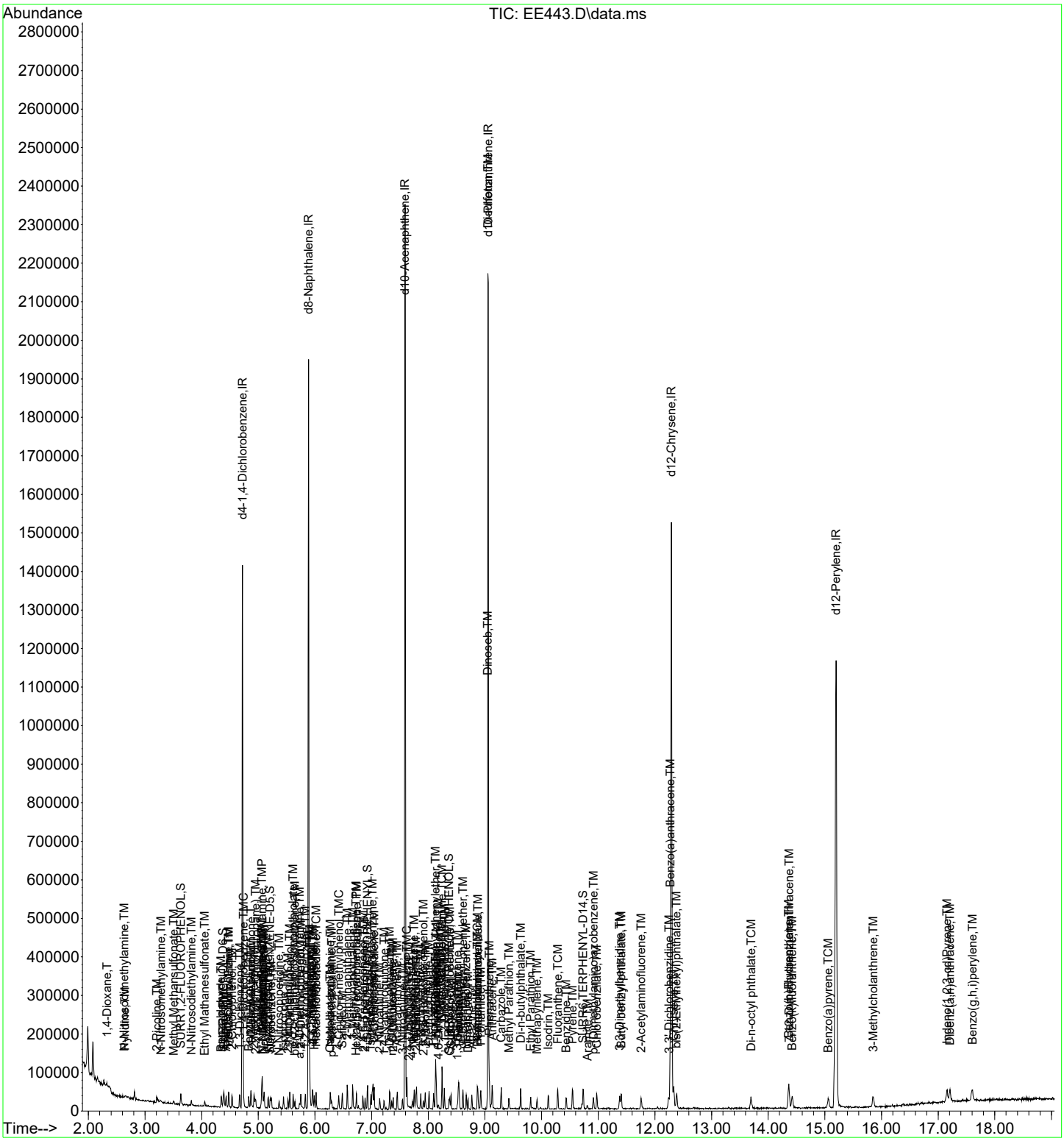

Quantitation Report (Qedit)

1st DM 07/07/21
2nd BA 07/07/21

Data Path : I:\ACQUDATA\5973A\DATA\070221\
Data File : EE444.D
Acq On : 2 Jul 2021 11:51 am
Operator : JMisiurewicz
Sample : 2 ppm STD
Misc : Initial Calibration 8270D/625
ALS Vial : 5 Sample Multiplier: 1

Quant Time: Jul 02 15:11:35 2021
Quant Method : I:\ACQUDATA\5973A\METHODS\8270070221A.M
Quant Title : 8270 BNA ANALYSIS
QLast Update : Fri Jul 02 15:11:16 2021
Response via : Initial Calibration

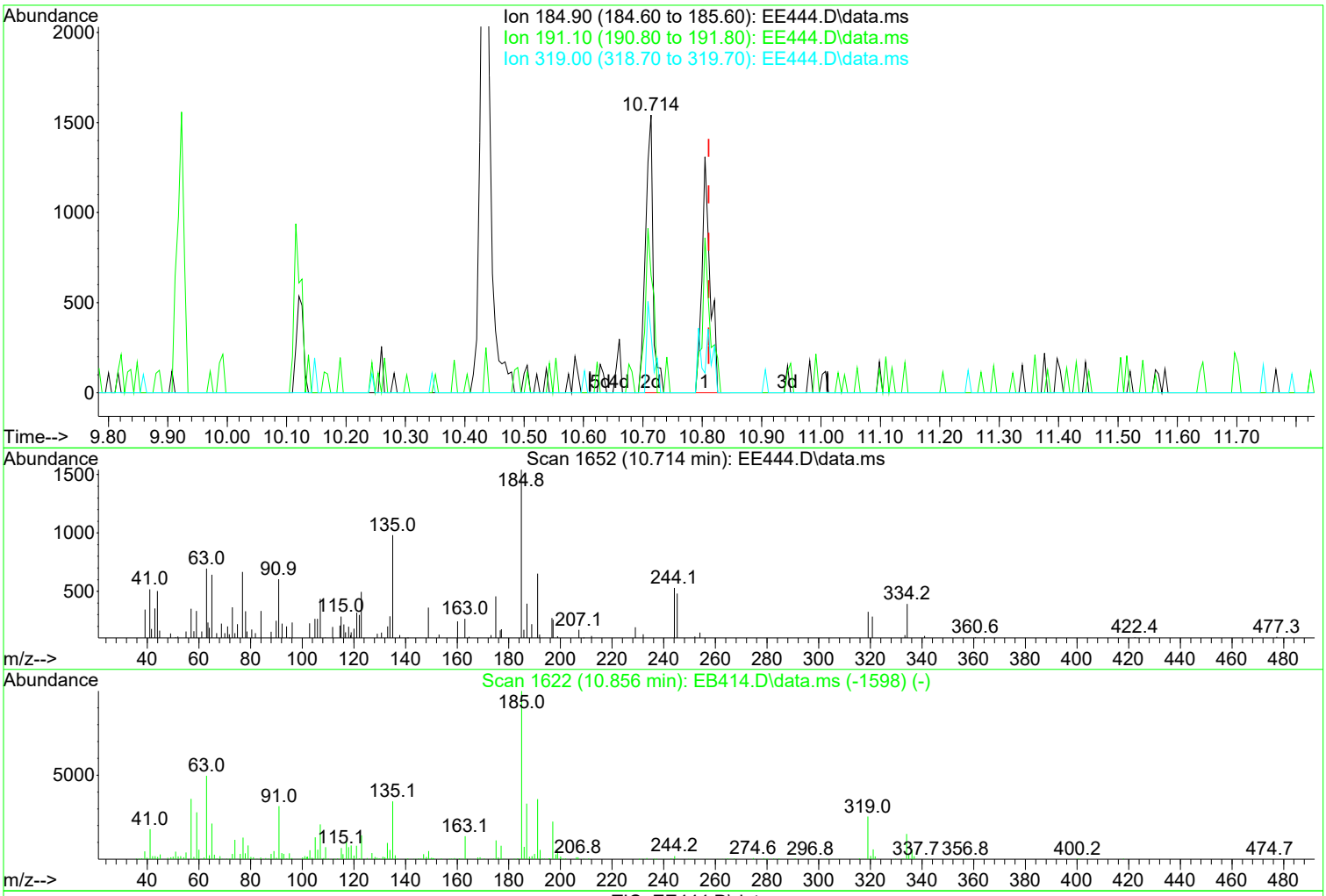

TIC: EE444.D\data.ms

(126) Aramite (TM)

10.714min (-0.098) 1.66 ppm m

response 2639

Ion	Exp%	Act%
184.90	100.00	100.00
191.10	46.30	42.22
319.00	20.60	21.14
0.00	0.00	0.00

Manual Integration:

After

Split Peak.

07/02/21

Quantitation Report (Qedit)

1st DM 07/07/21
2nd BA 07/07/21

Data Path : I:\ACQUDATA\5973A\DATA\070221\
Data File : EE444.D
Acq On : 2 Jul 2021 11:51 am
Operator : JMisiurewicz
Sample : 2 ppm STD
Misc : Initial Calibration 8270D/625
ALS Vial : 5 Sample Multiplier: 1

Quant Time: Jul 02 15:11:35 2021
Quant Method : I:\ACQUDATA\5973A\METHODS\8270070221A.M
Quant Title : 8270 BNA ANALYSIS
QLast Update : Fri Jul 02 15:11:16 2021
Response via : Initial Calibration

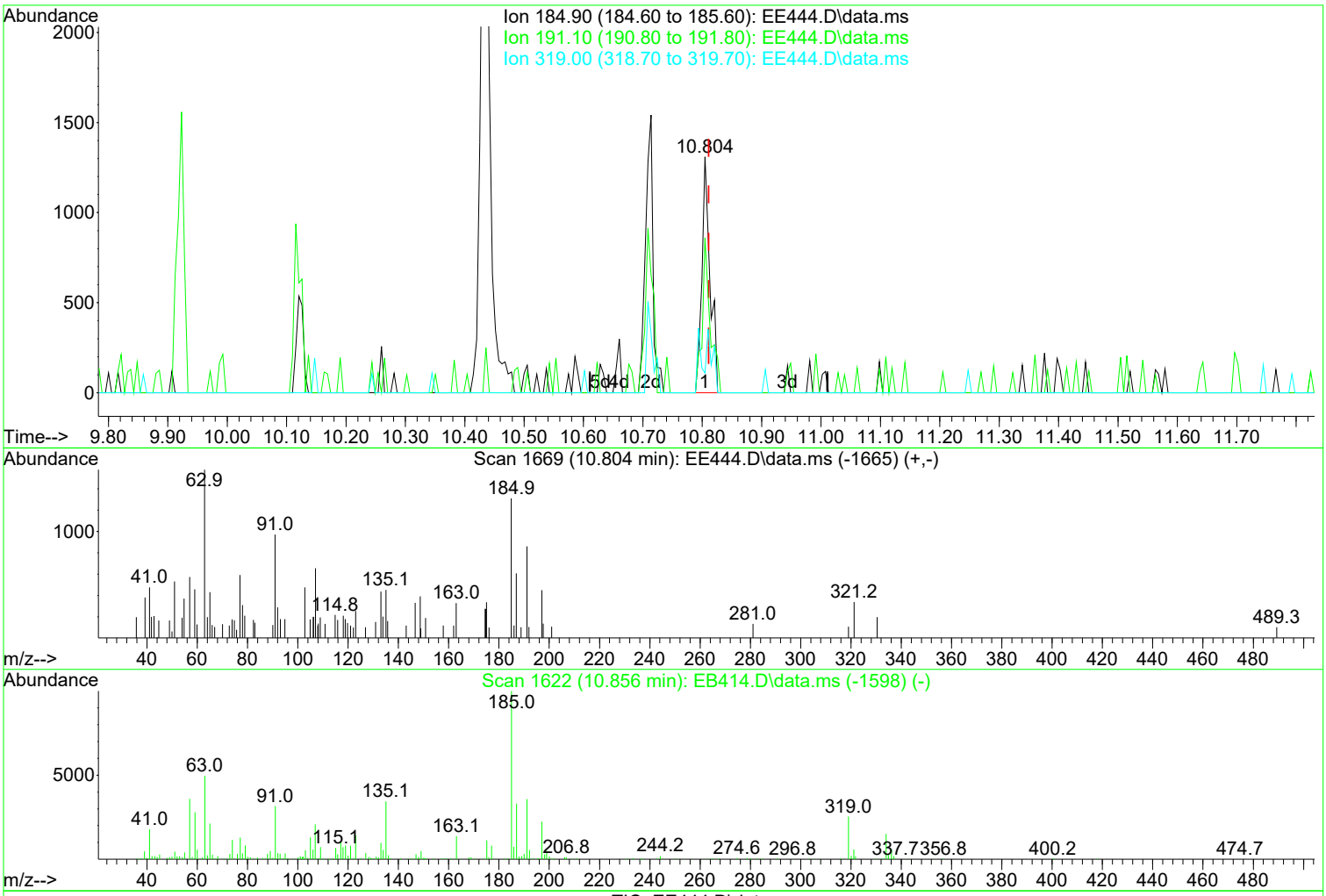

TIC: EE444.D\data.ms

(126) Aramite (TM)

10.804min (-0.007) 0.80 ppm

response 1269

Ion	Exp%	Act%
184.90	100.00	100.00
191.10	46.30	65.73
319.00	20.60	8.32
0.00	0.00	0.00

Manual Integration:

Before

07/02/21

1st DM 07/07/21
2nd BA 07/07/21

Quantitation Report (Qedit)

Data Path : I:\ACQUDATA\5973A\DATA\070221\
Data File : EE444.D
Acq On : 2 Jul 2021 11:51 am
Operator : JMisiurewicz
Sample : 2 ppm STD
Misc : Initial Calibration 8270D/625
ALS Vial : 5 Sample Multiplier: 1

Quant Time: Jul 02 15:11:35 2021
Quant Method : I:\ACQUDATA\5973A\METHODS\8270070221A.M
Quant Title : 8270 BNA ANALYSIS
QLast Update : Fri Jul 02 15:11:16 2021
Response via : Initial Calibration

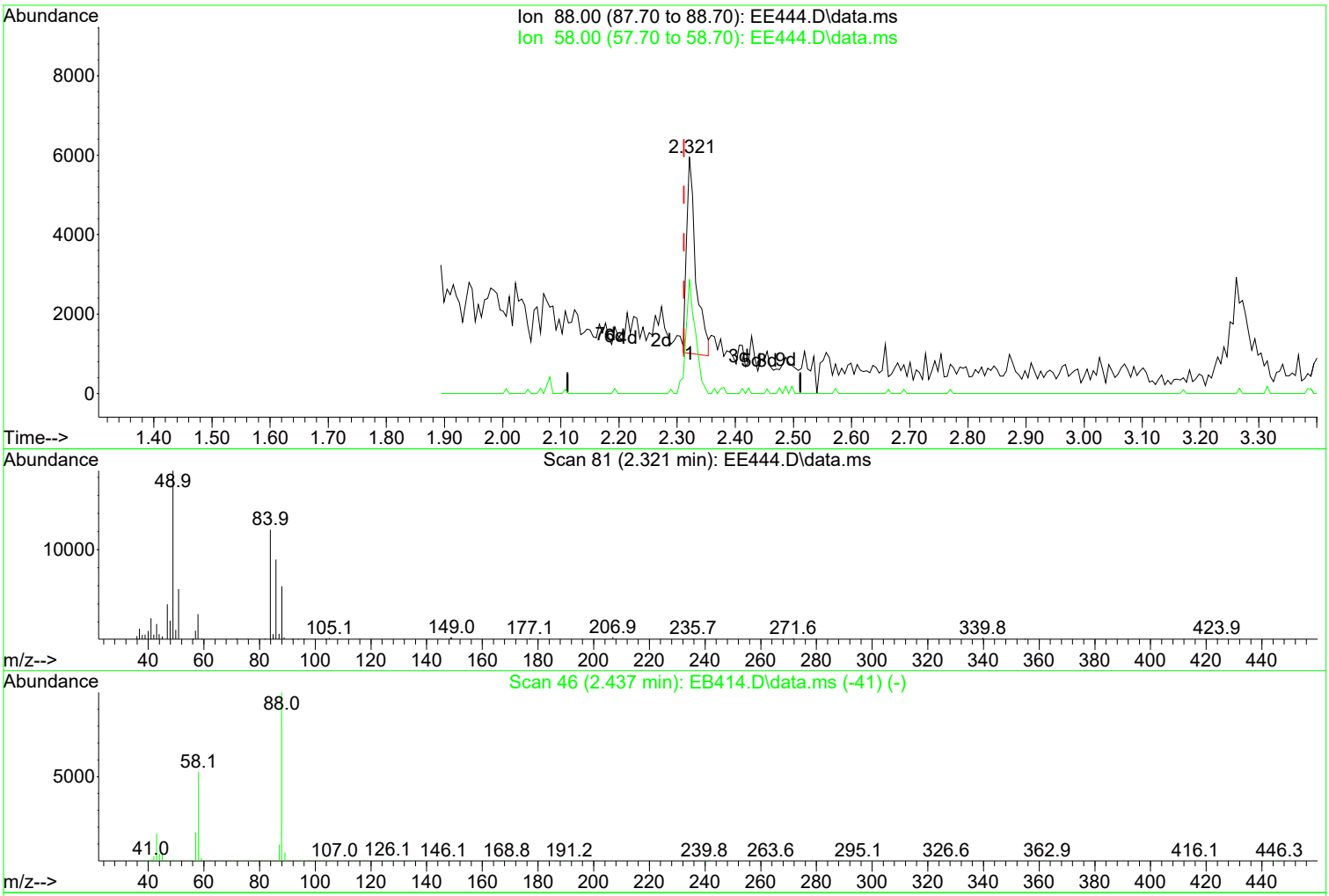

TIC: EE444.D\data.ms

(2) 1,4-Dioxane (T)

2.321min (+ 0.009) 2.09 ppm m

response 5421

Ion	Exp%	Act%
88.00	100.00	100.00
58.00	63.90	61.02
0.00	0.00	0.00
0.00	0.00	0.00

Manual Integration:

After

Poor integration.

07/02/21

Quantitation Report (Qedit)

Data Path : I:\ACQUDATA\5973A\DATA\070221\
Data File : EE444.D
Acq On : 2 Jul 2021 11:51 am
Operator : JMisiurewicz
Sample : 2 ppm STD
Misc : Initial Calibration 8270D/625
ALS Vial : 5 Sample Multiplier: 1

Quant Time: Jul 02 15:11:35 2021
Quant Method : I:\ACQUDATA\5973A\METHODS\8270070221A.M
Quant Title : 8270 BNA ANALYSIS
QLast Update : Fri Jul 02 15:11:16 2021
Response via : Initial Calibration

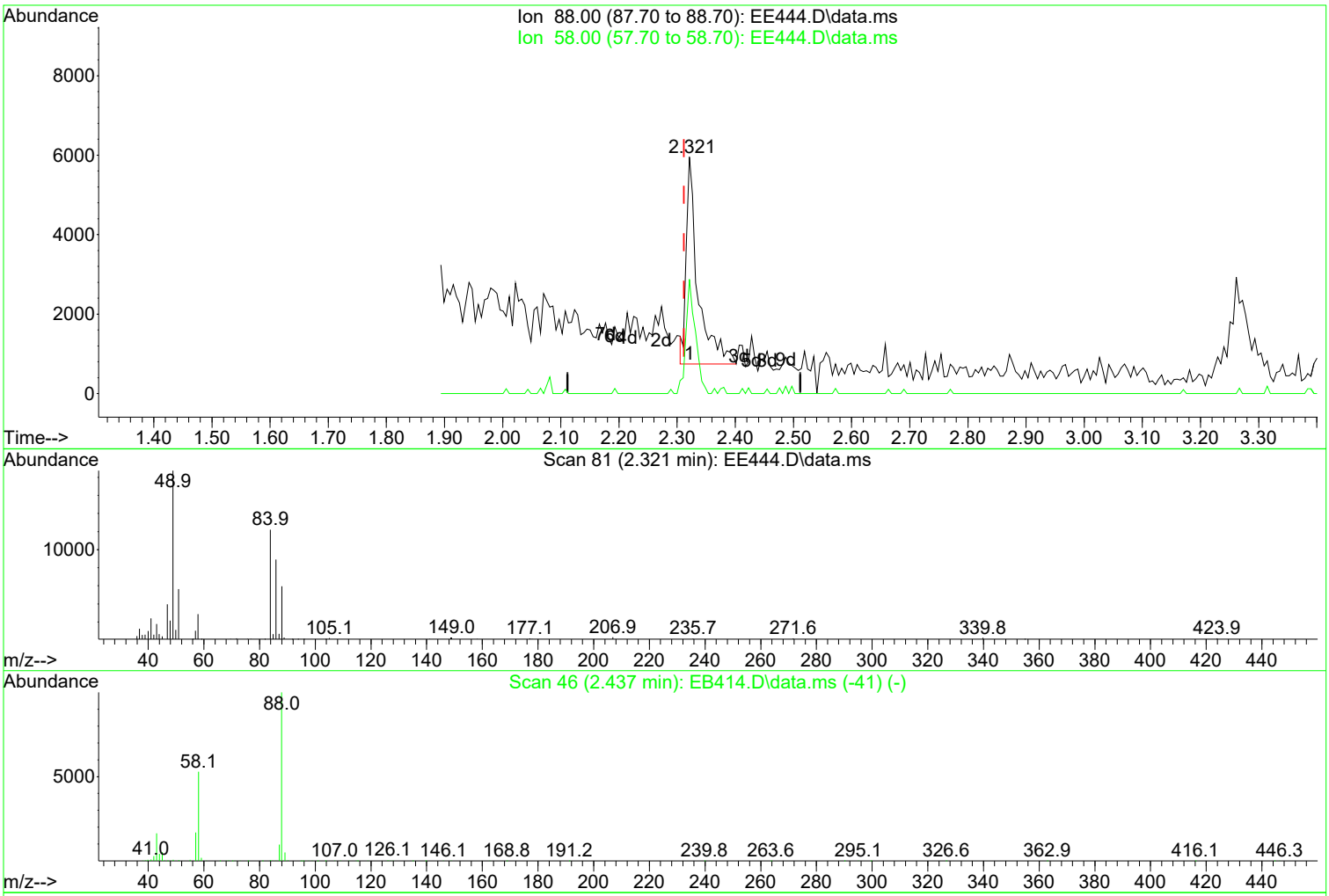

TIC: EE444.D\data.ms

(2) 1,4-Dioxane (T)

2.321min (+ 0.009) 2.82 ppm

response 7298

Ion	Exp%	Act%
88.00	100.00	100.00
58.00	63.90	45.33
0.00	0.00	0.00
0.00	0.00	0.00

Manual Integration:

Before

07/02/21

Quantitation Report (Qedit)

Data Path : I:\ACQUDATA\5973A\DATA\070221\
Data File : EE444.D
Acq On : 2 Jul 2021 11:51 am
Operator : JMisiurewicz
Sample : 2 ppm STD
Misc : Initial Calibration 8270D/625
ALS Vial : 5 Sample Multiplier: 1

Quant Time: Jul 02 15:11:35 2021
Quant Method : I:\ACQUDATA\5973A\METHODS\8270070221A.M
Quant Title : 8270 BNA ANALYSIS
QLast Update : Fri Jul 02 15:11:16 2021
Response via : Initial Calibration

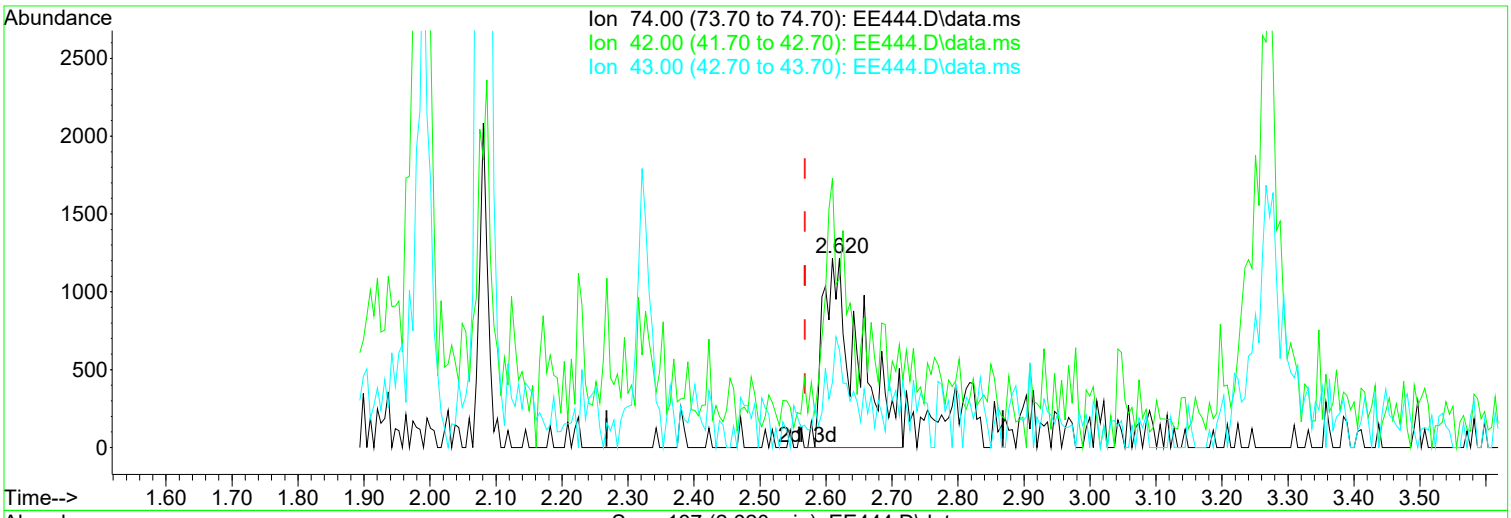

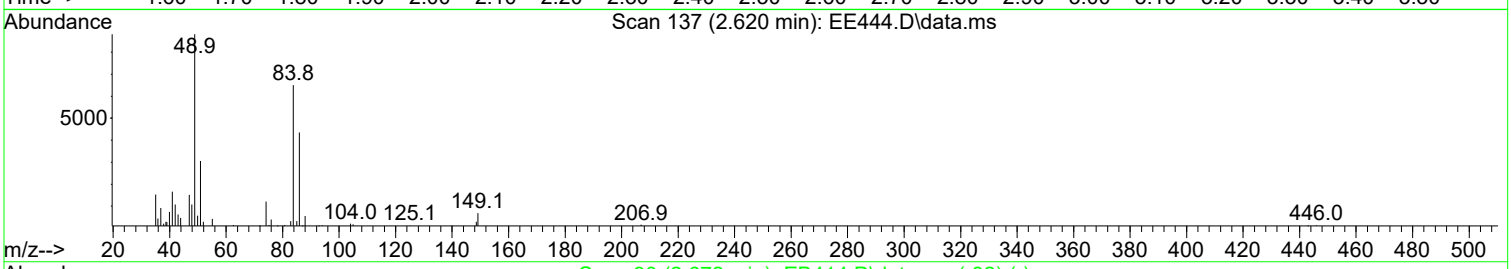



TIC: EE444.D\data.ms

(4) N-Nitrosodimethylamine (TM)

2.620min (+ 0.052) 2.06 ppm m

response 4694

Ion	Exp%	Act%
74.00	100.00	100.00
42.00	99.20	89.23
43.00	35.60	51.40
0.00	0.00	0.00

Manual Integration:

After

Peak not found.

07/02/21

1st DM 07/07/21
2nd BA 07/07/21

Quantitation Report (Qedit)

Data Path : I:\ACQUDATA\5973A\DATA\070221\
Data File : EE444.D
Acq On : 2 Jul 2021 11:51 am
Operator : JMisiurewicz
Sample : 2 ppm STD
Misc : Initial Calibration 8270D/625
ALS Vial : 5 Sample Multiplier: 1

Quant Time: Jul 02 15:11:35 2021
Quant Method : I:\ACQUDATA\5973A\METHODS\8270070221A.M
Quant Title : 8270 BNA ANALYSIS
QLast Update : Fri Jul 02 15:11:16 2021
Response via : Initial Calibration

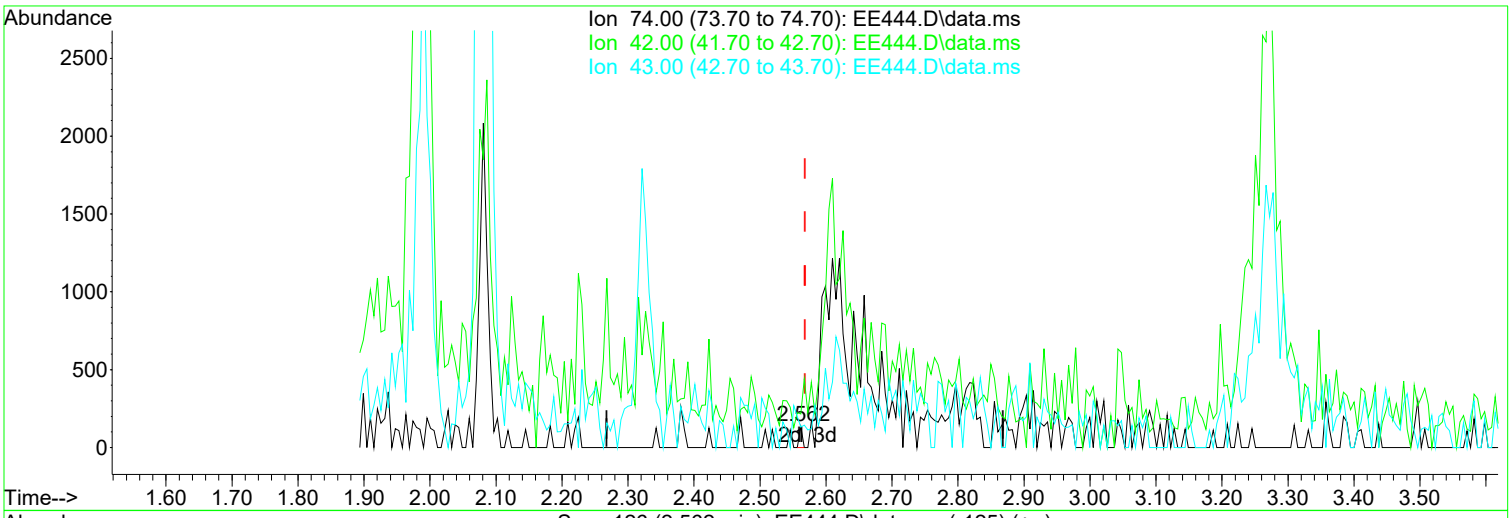

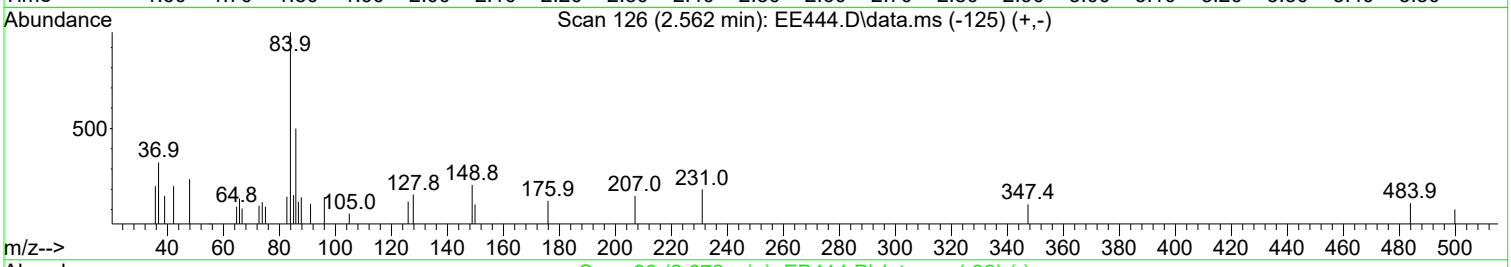

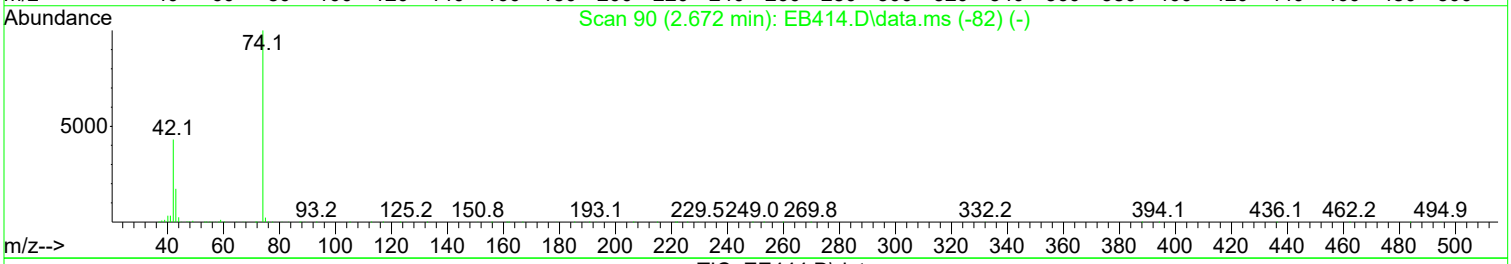

TIC: EE444.D\data.ms

(4) N-Nitrosodimethylamine (TM)

2.562min (-0.007) -1.00 ppm

response 44

Ion	Exp%	Act%
74.00	100.00	100.00
42.00	99.20	0.00#
43.00	35.60	0.00#
0.00	0.00	0.00

Manual Integration:

Before

07/02/21

1st DM 07/07/21
2nd BA 07/07/21

Quantitation Report (Qedit)

Data Path : I:\ACQUDATA\5973A\DATA\070221\
Data File : EE444.D
Acq On : 2 Jul 2021 11:51 am
Operator : JMisiurewicz
Sample : 2 ppm STD
Misc : Initial Calibration 8270D/625
ALS Vial : 5 Sample Multiplier: 1

Quant Time: Jul 02 15:11:35 2021
Quant Method : I:\ACQUDATA\5973A\METHODS\8270070221A.M
Quant Title : 8270 BNA ANALYSIS
QLast Update : Fri Jul 02 15:11:16 2021
Response via : Initial Calibration

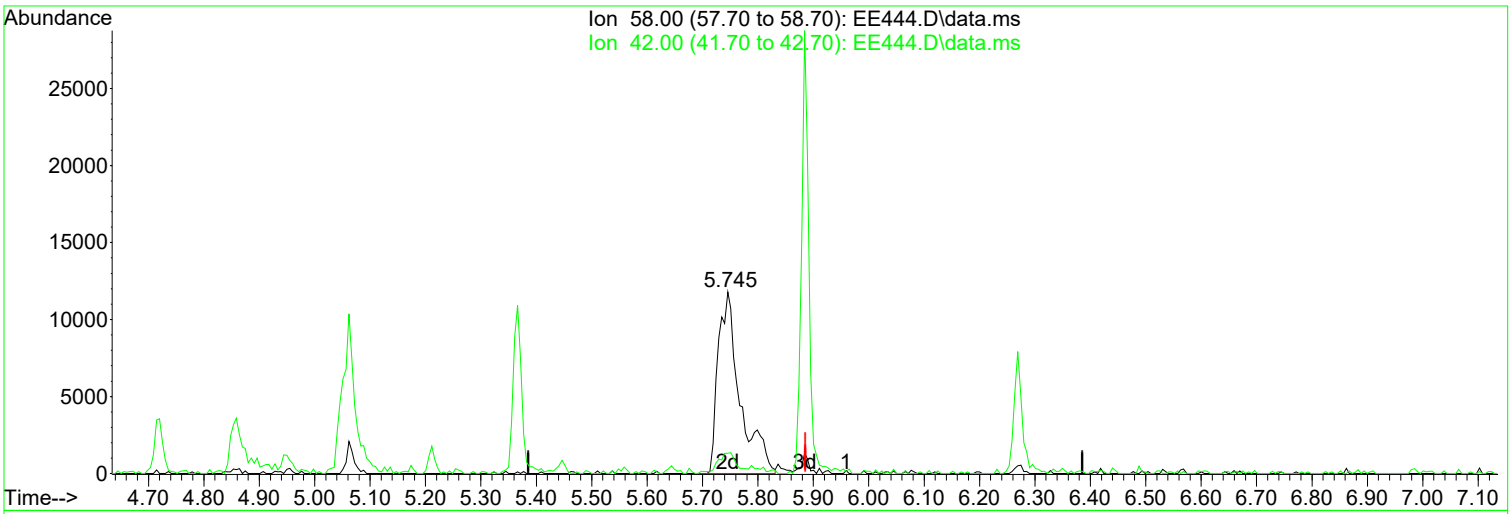

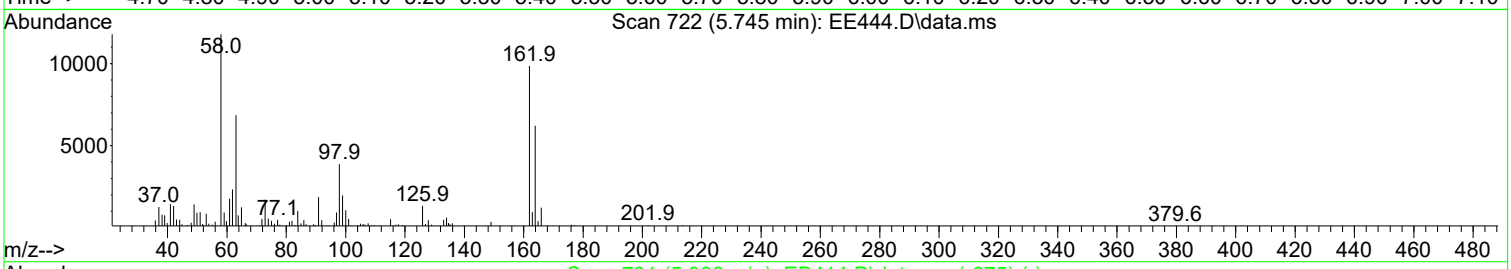

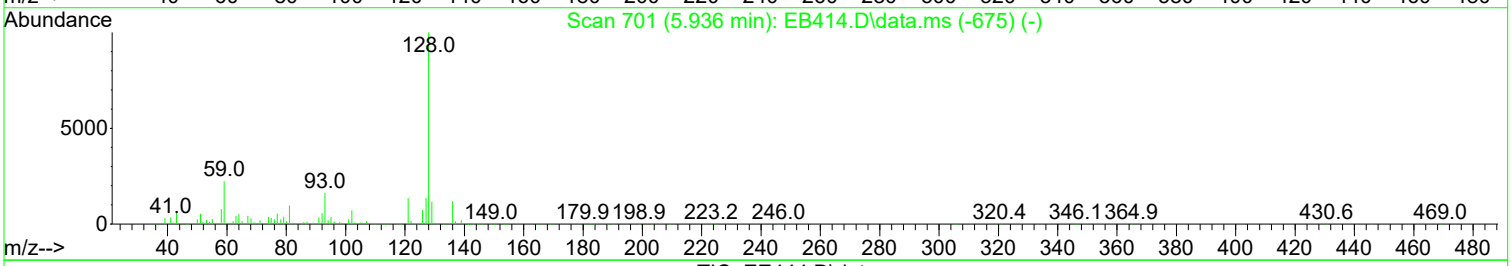

TIC: EE444.D\data.ms

(44) a,a-Dimethylphenethylamine (TM)

5.745min (-0.140) 2.25 ppm m

response 32549

Ion	Exp%	Act%
58.00	100.00	100.00
42.00	7.30	11.14
0.00	0.00	0.00
0.00	0.00	0.00

Manual Integration:

After

Peak not found.

07/02/21

1st DM 07/07/21
2nd BA 07/07/21

Quantitation Report (Qedit)

Data Path : I:\ACQUDATA\5973A\DATA\070221\
Data File : EE444.D
Acq On : 2 Jul 2021 11:51 am
Operator : JMisiurewicz
Sample : 2 ppm STD
Misc : Initial Calibration 8270D/625
ALS Vial : 5 Sample Multiplier: 1

Quant Time: Jul 02 15:11:35 2021
Quant Method : I:\ACQUDATA\5973A\METHODS\8270070221A.M
Quant Title : 8270 BNA ANALYSIS
QLast Update : Fri Jul 02 15:11:16 2021
Response via : Initial Calibration

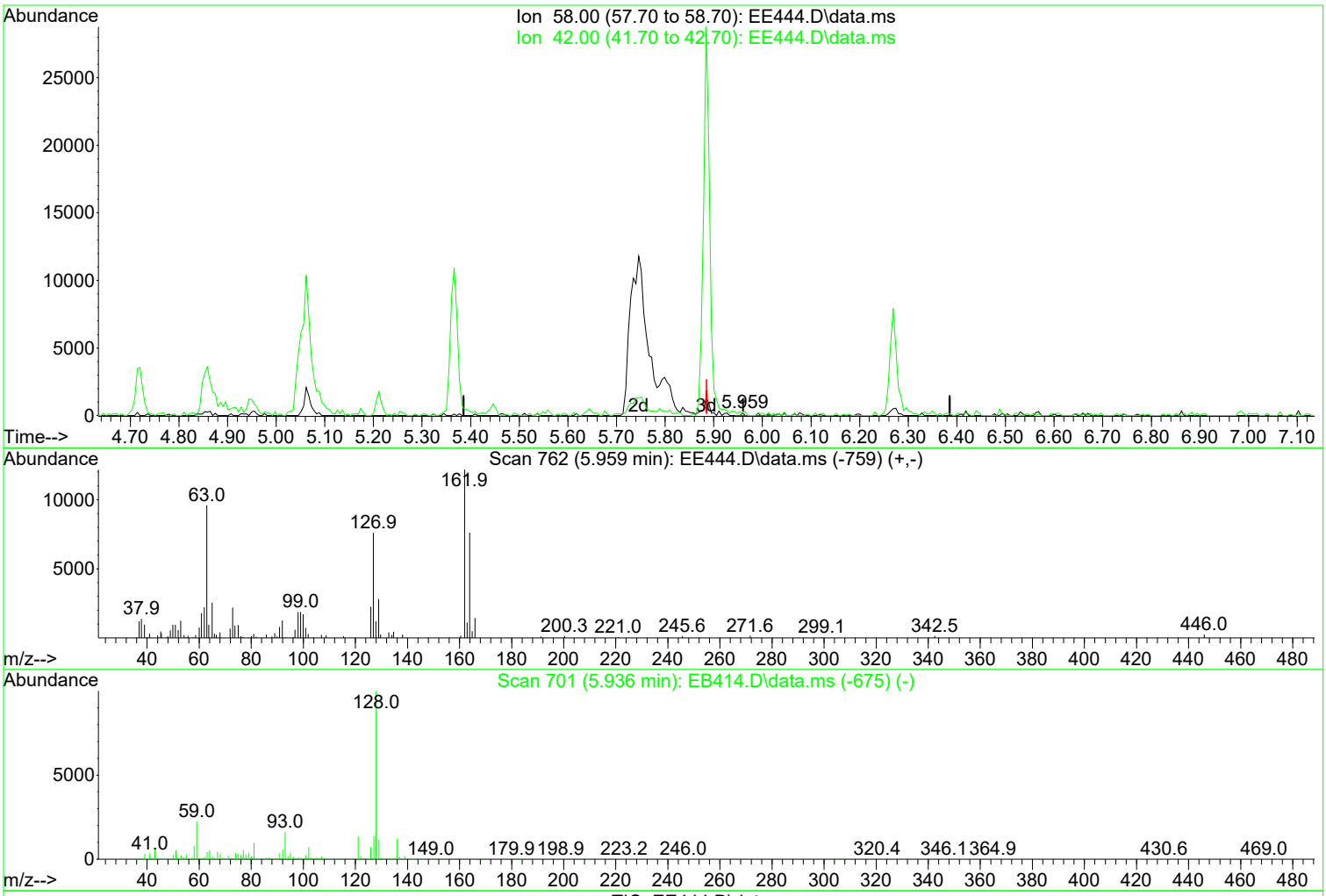

TIC: EE444.D\data.ms

(44) a,a-Dimethylphenethylamine (TM)

5.959min (+ 0.073) 0.01 ppm

response 165

Ion	Exp%	Act%
58.00	100.00	100.00
42.00	7.30	0.00
0.00	0.00	0.00
0.00	0.00	0.00

Manual Integration:

Before

07/02/21

Quantitation Report (Qedit)

Data Path : I:\ACQUDATA\5973A\DATA\070221\
Data File : EE444.D
Acq On : 2 Jul 2021 11:51 am
Operator : JMisiurewicz
Sample : 2 ppm STD
Misc : Initial Calibration 8270D/625
ALS Vial : 5 Sample Multiplier: 1

Quant Time: Jul 02 15:11:35 2021
Quant Method : I:\ACQUDATA\5973A\METHODS\8270070221A.M
Quant Title : 8270 BNA ANALYSIS
QLast Update : Fri Jul 02 15:11:16 2021
Response via : Initial Calibration

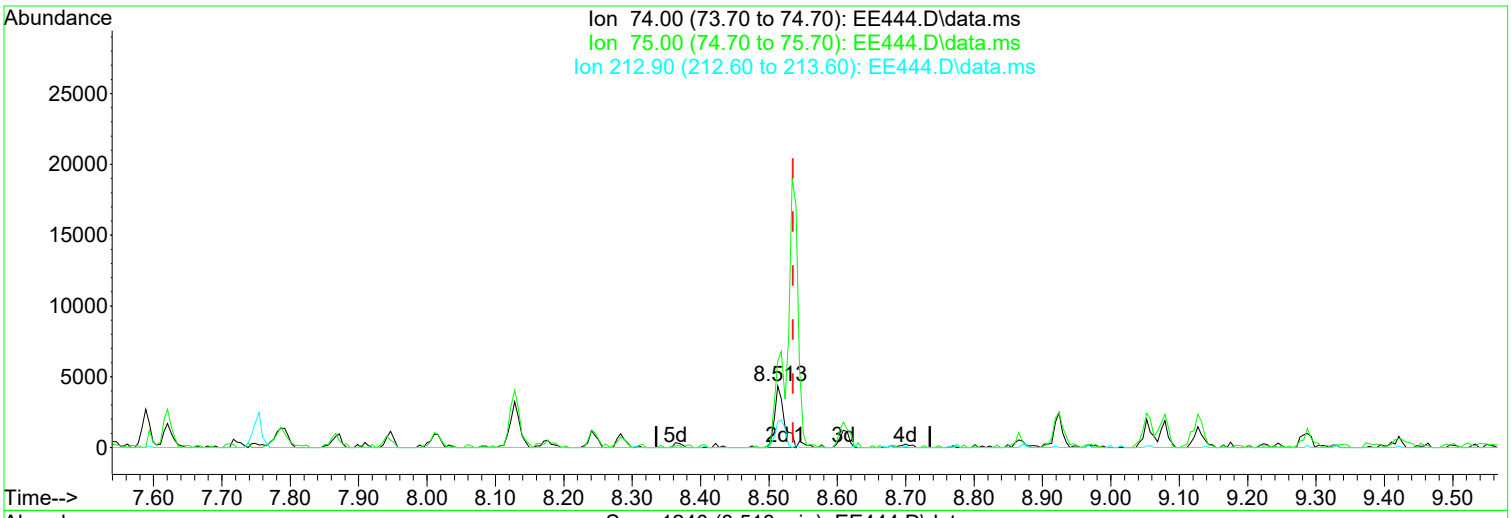

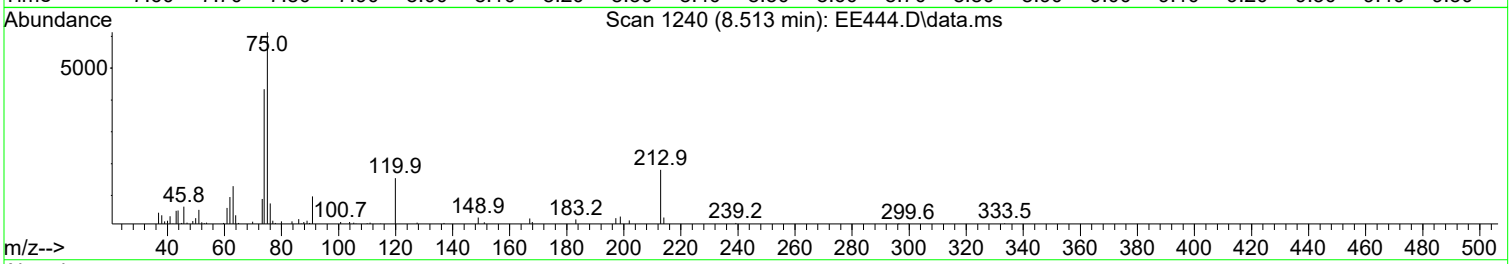

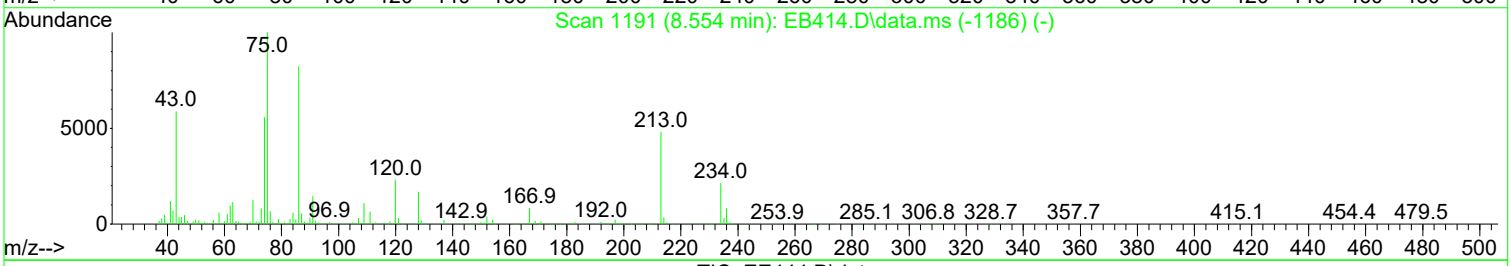

TIC: EE444.D\data.ms

(98) 1,3,5-Trinirobenzene (TM)

8.513min (-0.023) 1.73 ppm m

response 4369

Ion	Exp%	Act%
74.00	100.00	100.00
75.00	245.10	141.37#
212.90	53.40	41.58
0.00	0.00	0.00

Manual Integration:

After

Wrong peak selected.

07/02/21

Quantitation Report (Qedit)

1st DM 07/07/21
2nd BA 07/07/21

Data Path : I:\ACQUDATA\5973A\DATA\070221\
Data File : EE444.D
Acq On : 2 Jul 2021 11:51 am
Operator : JMisiurewicz
Sample : 2 ppm STD
Misc : Initial Calibration 8270D/625
ALS Vial : 5 Sample Multiplier: 1

Quant Time: Jul 02 15:11:35 2021
Quant Method : I:\ACQUDATA\5973A\METHODS\8270070221A.M
Quant Title : 8270 BNA ANALYSIS
QLast Update : Fri Jul 02 15:11:16 2021
Response via : Initial Calibration

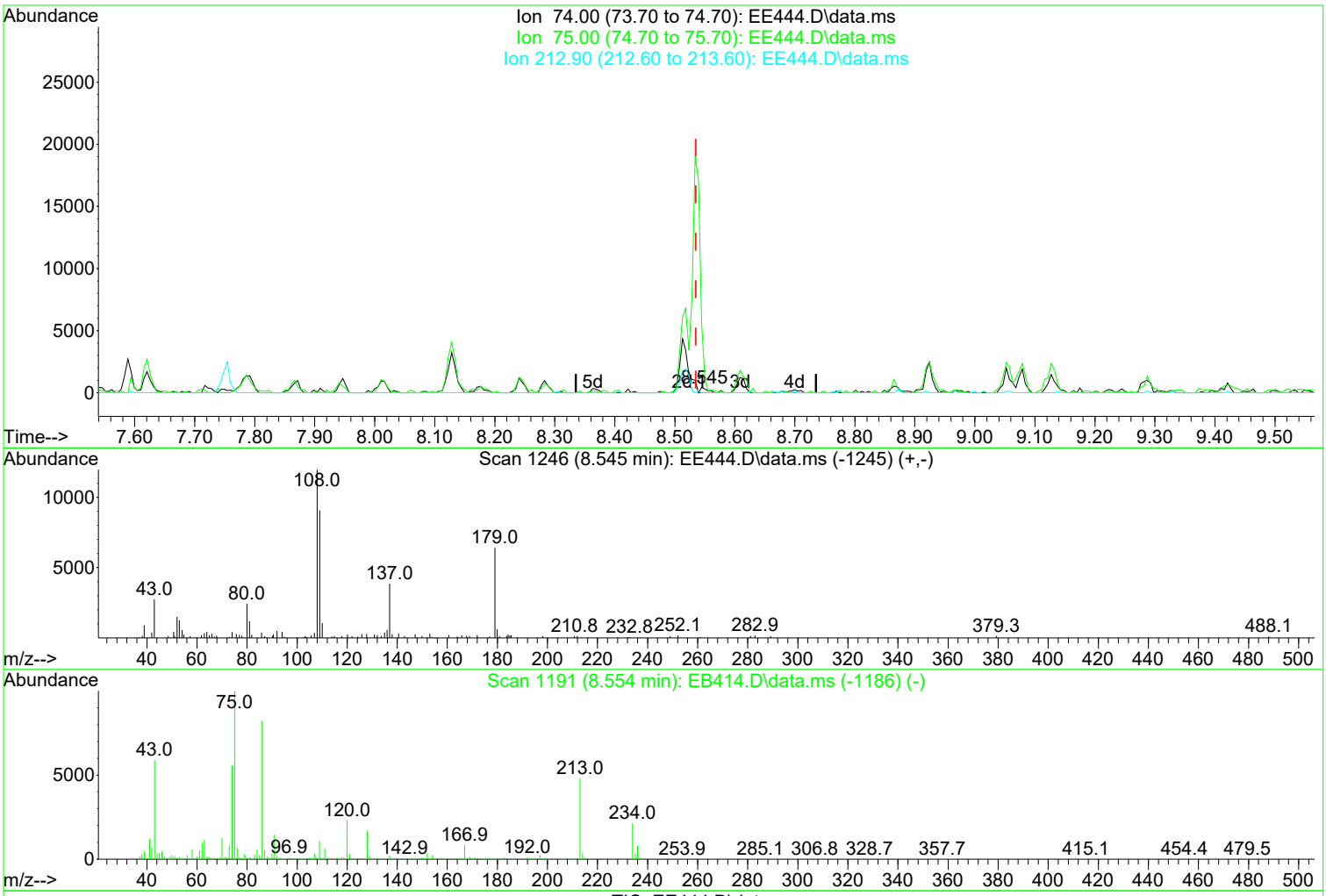

TIC: EE444.D\data.ms

(98) 1,3,5-Trinirobenzene (TM)

8.545min (+ 0.009) 0.13 ppm

response 327

Ion	Exp%	Act%
74.00	100.00	100.00
75.00	245.10	0.00#
212.90	53.40	0.00#
0.00	0.00	0.00

Manual Integration:

Before

07/02/21

Quantitation Report (QT Reviewed)

Data Path : I:\ACQUDATA\5973A\DATA\070221\
Data File : EE444.D
Acq On : 2 Jul 2021 11:51 am
Operator : JMisiurewicz
Sample : 2 ppm STD
Misc : Initial Calibration 8270D/625
ALS Vial : 5 Sample Multiplier: 1

Quant Time: Jul 02 15:11:35 2021
Quant Method : I:\ACQUDATA\5973A\METHODS\8270070221A.M
Quant Title : 8270 BNA ANALYSIS
QLast Update : Fri Jul 02 15:11:16 2021
Response via : Initial Calibration

Compound	R.T.	QIon	Response	Conc Units	Dev(Min)
Internal Standards					
1) d4-1,4-Dichlorobenzene	4.720	152	211575	40.00 ppm	0.00
34) d8-Naphthalene	5.884	136	794731	40.00 ppm	0.00
58) d10-Acenaphthene	7.589	164	446329	40.00 ppm	0.00
92) d10-Phenanthrene	9.058	188	764994	40.00 ppm	0.00
118) d12-Chrysene	12.290	240	705787	40.00 ppm	-0.01
136) d12-Perylene	15.196	264	784861	40.00 ppm	0.00
System Monitoring Compounds					
8) SURR1,2-FLUOROPHENOL	3.630	112	13771	2.10 ppm	0.00
Spiked Amount 20.000	Range 10 - 70		Recovery	= 10.50%	
13) SURR2,PHENOL-D6	4.383	99	17064	2.03 ppm	0.00
Spiked Amount 20.000	Range 10 - 107		Recovery	= 10.15%	
35) SURR4,NITROBENZENE-D5	5.211	82	16620	2.26 ppm	0.00
Spiked Amount 10.000	Range 31 - 110		Recovery	= 22.60%#	
64) SURR5,2-FLUOROBIPHENYL	6.926	172	32269	2.18 ppm	0.00
Spiked Amount 10.000	Range 31 - 118		Recovery	= 21.80%#	
89) SURR3,2,4,6-TRIBROMOPH...	8.363	330	4199	2.02 ppm	-0.01
Spiked Amount 20.000	Range 35 - 141		Recovery	= 10.10%#	
125) SURR6,TERPHENYL-D14	10.735	244	35414	2.14 ppm	0.00
Spiked Amount 10.000	Range 10 - 165		Recovery	= 21.40%	
Target Compounds					Qvalue
2) 1,4-Dioxane	2.321	88	5421m	2.095 ppm	
3) Pyridine	2.631	79	10387	1.713 ppm	87
4) N-Nitrosodimethylamine	2.620	74	4694m	2.062 ppm	
5) 2-Picoline	3.197	93	13059	2.007 ppm	87
6) N-Nitrosomethylamine	3.272	42	7709	2.216 ppm	82
7) Methyl Methansulfonate	3.496	80	7647	2.170 ppm	93
9) N-Nitrosodiethylamine	3.812	102	6572	2.090 ppm	94
10) Ethyl Mathanesulfonate	4.052	79	10283	2.144 ppm	94
11) Benzaldehyde	4.346	106	10756	2.237 ppm	88
12) Aniline	4.431	93	20813	2.074 ppm	70
14) Phenol	4.394	94	17329	1.983 ppm	93
15) bis(2-Clethyl)Ether	4.479	93	12194	2.014 ppm	89
16) Pentachloroethane	4.479	117	5339	2.210 ppm	96
17) 2-Chlorophenol	4.533	128	15558	2.128 ppm	89
18) 1,3-Diclbenzene	4.672	146	15805	2.096 ppm	95
19) 1,4-Dichlorobenzene	4.736	146	17768	2.259 ppm	95
20) 1,2-Diclbenzene	4.869	146	16209	2.208 ppm	93
21) Benzyl Alcohol	4.827	79	11315	2.049 ppm	88
22) 1-Methyl-2-pyrrolidinone	4.853	99	9317	2.224 ppm	84
23) 2,2'-oxybis(1-Chloropr...	4.949	45	17995	2.202 ppm	93
24) 2-Methylphenol	4.923	108	12496	2.076 ppm	98
25) 3+4-Methylphenol	5.062	108	13407	2.121 ppm	99
26) Acetophenone	5.072	105	20973	2.205 ppm	87
27) N-Nitroso-Di-n-propyla...	5.062	70	11683	2.173 ppm	94
28) N-Nitrosopyrrolidine	5.051	100	7541	2.108 ppm	92
29) N-Nitrosomorpholine	5.083	56	10466	2.263 ppm	84
30) o-Toluidine	5.099	106	23968	2.208 ppm	99
31) Hexachloroethane	5.174	117	7611	2.500 ppm	91
32) o,o,o-Triethylphosphor...	5.617	198	7240	2.101 ppm	90
33) Alpha-terpinol	5.906	121	4348	2.134 ppm	91
36) Nitrobenzene	5.227	77	15471	2.196 ppm	92
37) N-Nitrosopiperidine	5.366	42	11790	2.382 ppm	99
38) Isophorone	5.446	82	27133	2.269 ppm	96

1st DM 07/07/21
2nd BA 07/07/21

Data Path : I:\ACQUDATA\5973A\DATA\070221\
Data File : EE444.D
Acq On : 2 Jul 2021 11:51 am
Operator : JMisiurewicz
Sample : 2 ppm STD
Misc : Initial Calibration 8270D/625
ALS Vial : 5 Sample Multiplier: 1

Quant Time: Jul 02 15:11:35 2021
Quant Method : I:\ACQUDATA\5973A\METHODS\8270070221A.M
Quant Title : 8270 BNA ANALYSIS
QLast Update : Fri Jul 02 15:11:16 2021
Response via : Initial Calibration

Compound	R.T.	QIon	Response	Conc Units		Dev(Min)
39) 2-Nitrophenol	5.521	139	7493	2.009 ppm	#	76
40) 2,4-Dimethylphenol	5.553	107	14421	1.990 ppm		85
41) bis(-2-Chloroethoxy)Me...	5.644	93	12725	2.102 ppm		89
43) 2,4-Dichlorophenol	5.751	162	11658	2.030 ppm		95
44) a,a-Dimethylphenethyla...	5.745	58	32549m	2.250 ppm		
45) 1,2,4-Trichlorobenzene	5.831	180	14223	2.402 ppm		99
46) Naphthalene	5.906	128	41345	2.195 ppm		98
47) 4-Chloroaniline	5.954	127	16097	2.131 ppm		88
48) 2,6-Dichlorophenol	5.959	162	11575	2.200 ppm		84
49) Hexachlorobutadiene	6.018	225	8010	2.356 ppm		98
50) Hexachloropropene	5.986	213	8683	2.334 ppm		98
51) 4-Chloro-3-methylphenol	6.419	107	12730	2.253 ppm		80
52) N-N-di-n-butylamine	6.269	84	13024	2.400 ppm		87
53) Caprolactam	6.264	113	4247	2.145 ppm	#	1
54) p-Phenylenediamine	6.290	80	6820	2.638 ppm	#	76
55) Safrole	6.483	162	9992	2.067 ppm		97
56) 2-Methylnaphthalene	6.568	142	27284	2.225 ppm		97
57) 1-Methylnaphthalene	6.664	142	26673	2.210 ppm		96
59) Hexachlorocyclopentadiene	6.723	237	621	2.297 ppm		68
60) 1,2,4,5-Tetrachloroben...	6.734	216	12292	2.188 ppm		92
61) 1,2,3,4-Tetrachloroben...	7.012	216	12774	2.253 ppm		96
62) 2,4,6-Trichlorophenol	6.846	196	7951	1.961 ppm		93
63) 2,4,5-Trichlorophenol	6.883	196	8421	2.122 ppm		98
65) Isosafrole	6.985	104	5664	2.161 ppm	#	51
66) 1,1'-Biphenyl	7.022	154	35271	2.165 ppm		96
67) 2-Chloronaphthalene	7.044	162	27289	2.280 ppm		94
68) 2-Nitroaniline	7.145	65	9017	2.333 ppm		95
69) 1,4-Naphthoquinone	7.220	158	7080	2.254 ppm		98
70) m-Dinitrobenzene	7.353	168	4078	1.842 ppm		98
71) Acenaphthylene	7.450	152	39928	2.208 ppm		99
72) Dimethyl phthalate	7.321	163	30205	2.236 ppm		99
73) 2,6-Dinitrotoluene	7.380	165	6242	1.999 ppm		93
74) Acenaphthene	7.621	153	28808	2.246 ppm		94
75) 3-Nitroaniline	7.546	138	7159	2.039 ppm		79
76) 2,4-Dinitrophenol	7.653	184	842	2.140 ppm	#	6
77) Dibenzofuran	7.792	168	38661	2.270 ppm		99
78) 2,4-Dinitrotoluene	7.775	165	8421	2.001 ppm		89
79) 4-Nitrophenol	7.717	65	4952	1.743 ppm		86
80) Pentachlorobenzene	7.754	250	11534	2.292 ppm		99
81) 1-Napthylamine	7.866	143	23381	2.222 ppm		97
82) 2-Napthylamine	7.946	143	24211	2.115 ppm		96
83) 2,3,4,6-Tetrachlorophenol	7.914	232	4987	1.814 ppm		88
84) Fluorene	8.128	166	31956	2.336 ppm		99
85) 4-Chlorophenyl-phenyle...	8.128	204	14457	2.295 ppm		96
86) Diethylphthalate	8.016	149	31047	2.327 ppm		96
87) 4-Nitroaniline	8.144	138	7989	2.109 ppm		91
88) 5-Nitro-o-toluidine	8.139	152	8101	1.981 ppm		82
90) Sulfotepp	8.401	322	4338	1.934 ppm		92
91) Octachlorocyclopentene	8.379	307	3458	2.927 ppm		91
93) Thionazin	8.091	107	5043	2.229 ppm		73
94) 4,6-Dinitro-2-methylph...	8.176	198	3478	2.235 ppm		90
95) Diphenylamine	8.246	169	48583	4.407 ppm		91
96) 1,2 Diphenylhydrazine	8.283	77	34159	2.298 ppm		90
97) N-Nitrosodiphenylamine	8.246	169	48583	4.408 ppm		91
98) 1,3,5-Trinirobenzene	8.513	74	4369m	1.727 ppm		
99) Diallate	8.529	86	10576	2.278 ppm		98

Quantitation Report (QT Reviewed)

Data Path : I:\ACQUDATA\5973A\DATA\070221\
Data File : EE444.D
Acq On : 2 Jul 2021 11:51 am
Operator : JMisiurewicz
Sample : 2 ppm STD
Misc : Initial Calibration 8270D/625
ALS Vial : 5 Sample Multiplier: 1

Quant Time: Jul 02 15:11:35 2021
Quant Method : I:\ACQUDATA\5973A\METHODS\8270070221A.M
Quant Title : 8270 BNA ANALYSIS
QLast Update : Fri Jul 02 15:11:16 2021
Response via : Initial Calibration

Compound	R.T.	QIon	Response	Conc	Units		Dev(Min)
100) Phorate	8.539	121	6474	2.359	ppm	#	73
101) Phenacetin	8.545	108	15378	2.139	ppm		96
102) 4-Bromophenyl-phenylether	8.609	248	8276	2.267	ppm	#	82
103) Hexachlorobenzene	8.673	284	10561	2.495	ppm		90
104) Dimethoate	8.700	87	9659	2.524	ppm		96
105) Atrazine	8.769	215	4200	2.343	ppm		94
106) Pentachlorophenol	8.871	266	2285	2.199	ppm		83
107) 4-Aminobiphenyl	8.865	169	30769	2.071	ppm		93
108) Pentachloronitrobenzene	8.881	237	3134	1.980	ppm		83
109) Pronamide	8.924	173	13429	1.987	ppm		95
110) Dinoseb	9.047	211	3081	0.985	ppm		84
111) Disulfoton	9.052	88	24185	2.048	ppm		73
112) Phenanthrene	9.079	178	43385	2.297	ppm		98
113) Anthracene	9.127	178	39847	2.159	ppm		98
114) Carbazole	9.287	167	39585	2.038	ppm		97
115) Di-n-butylphthalate	9.629	149	46892	2.043	ppm		99
116) 4-Nitroquinonline-1-oxide	9.843	190	954	4.547	ppm		80
117) Fluoranthene	10.286	202	43902	2.146	ppm		96
119) Methyl Parathion	9.421	109	7248	2.108	ppm		93
120) Ethyl Parathion	9.806	97	6133	1.845	ppm		86
121) Methapyrilene	9.918	58	11633	2.306	ppm		99
122) Isodrin	10.121	193	4861	2.313	ppm		88
123) Benzidine	10.436	184	24451	1.914	ppm		92
124) Pyrene	10.543	202	45587	2.134	ppm		99
126) Aramite	10.714	185	2639m	1.655	ppm		
127) p-(Dimethylamino)azobe...	10.911	120	11575	1.956	ppm		92
128) Chlorobenzilate	10.975	139	18257	2.233	ppm		89
129) Butyl benzyl phthalate	11.403	149	24183	2.080	ppm		92
130) 3,3-Dimethylbenzidine	11.376	212	27757	1.944	ppm	#	91
131) 2-Acetylaminofluorene	11.755	181	17080	1.754	ppm		97
132) 3,3'-Dichlorobenzidine	12.236	252	16161	1.904	ppm		86
133) Benzo(a)anthracene	12.274	228	47139	2.205	ppm		94
134) Chrysene	12.332	228	43311	2.235	ppm		96
135) bis(2-Ethylhexyl)phtha...	12.386	149	31062	1.882	ppm		93
137) Di-n-octyl phthalate	13.695	149	48300	1.692	ppm		99
138) 7,12-Dimethylbenz(a)an...	14.362	256	21734	2.023	ppm		81
139) Benzo(b)Fluoranthene	14.368	252	42478	1.969	ppm		94
140) Benzo(k)fluoranthene	14.426	252	43638	2.208	ppm		90
141) Benzo(a)pyrene	15.062	252	33980	2.038	ppm		91
142) 3-Methylcholanthrene	15.853	268	22115	1.863	ppm		94
143) Indeno(1,2,3-cd)Pyrene	17.156	276	37600	2.015	ppm		88
144) Dibenz(a,h)anthracene	17.210	278	40274	2.070	ppm		99
145) Benzo(g,h,i)perylene	17.594	276	41815	2.242	ppm		96

(#) = qualifier out of range (m) = manual integration (+) = signals summed

Quantitation Report (QT Reviewed)

Data Path : I:\ACQUDATA\5973A\DATA\070221\
Data File : EE444.D
Acq On : 2 Jul 2021 11:51 am
Operator : JMisiurewicz
Sample : 2 ppm STD
Misc : Initial Calibration 8270D/625
ALS Vial : 5 Sample Multiplier: 1

Quant Time: Jul 02 15:11:35 2021
Quant Method : I:\ACQUDATA\5973A\METHODS\8270070221A.M
Quant Title : 8270 BNA ANALYSIS
QLast Update : Fri Jul 02 15:11:16 2021
Response via : Initial Calibration

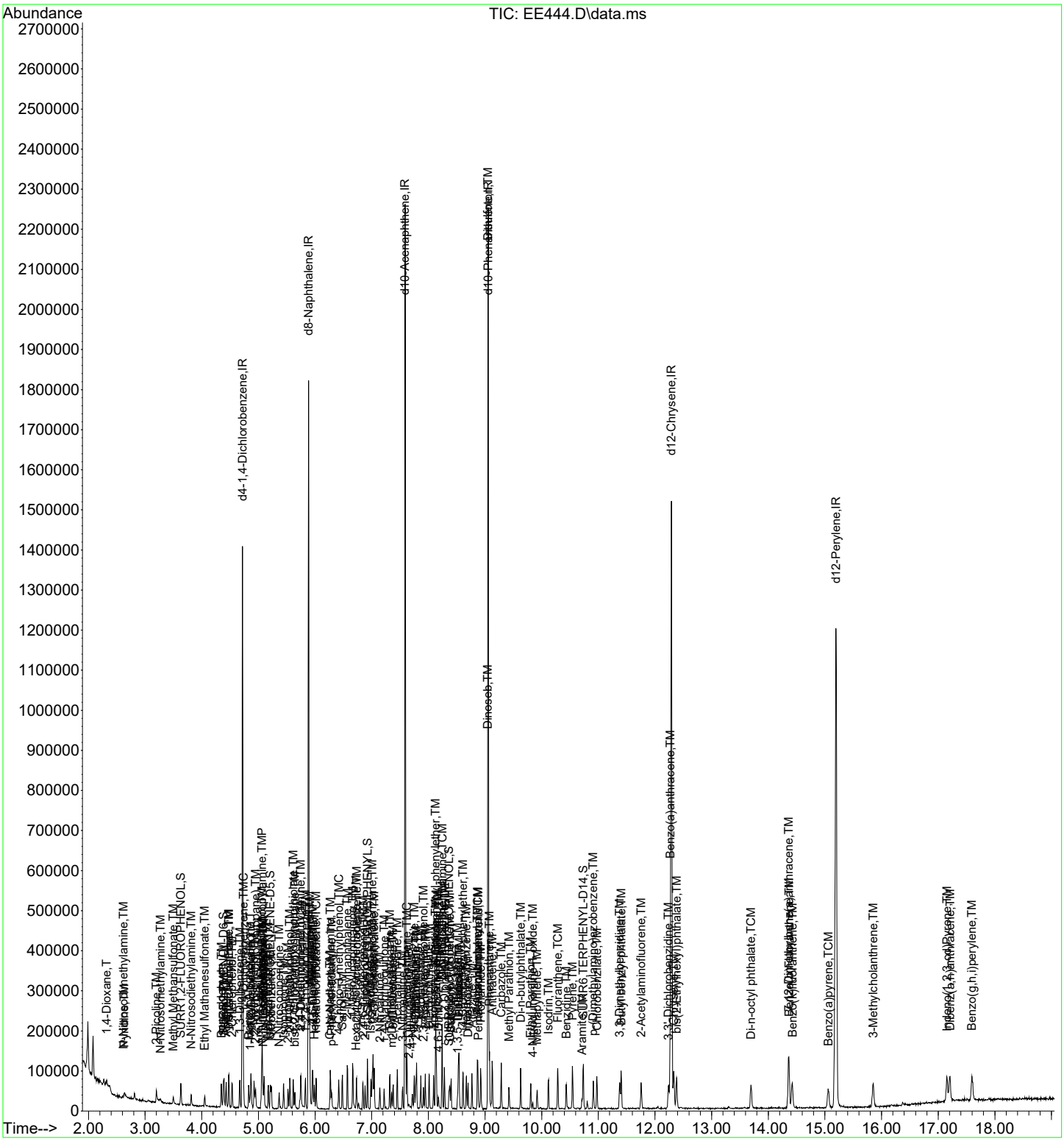

Quantitation Report (Qedit)

1st DM 07/07/21
2nd BA 07/07/21

Data Path : I:\ACQUDATA\5973A\DATA\070221\
Data File : EE445.D
Acq On : 2 Jul 2021 12:19 pm
Operator : JMisiurewicz
Sample : 5 ppm STD
Misc : Initial Calibration 8270D/625
ALS Vial : 6 Sample Multiplier: 1

Quant Time: Jul 02 15:11:41 2021
Quant Method : I:\ACQUDATA\5973A\METHODS\8270070221A.M
Quant Title : 8270 BNA ANALYSIS
QLast Update : Fri Jul 02 15:11:16 2021
Response via : Initial Calibration

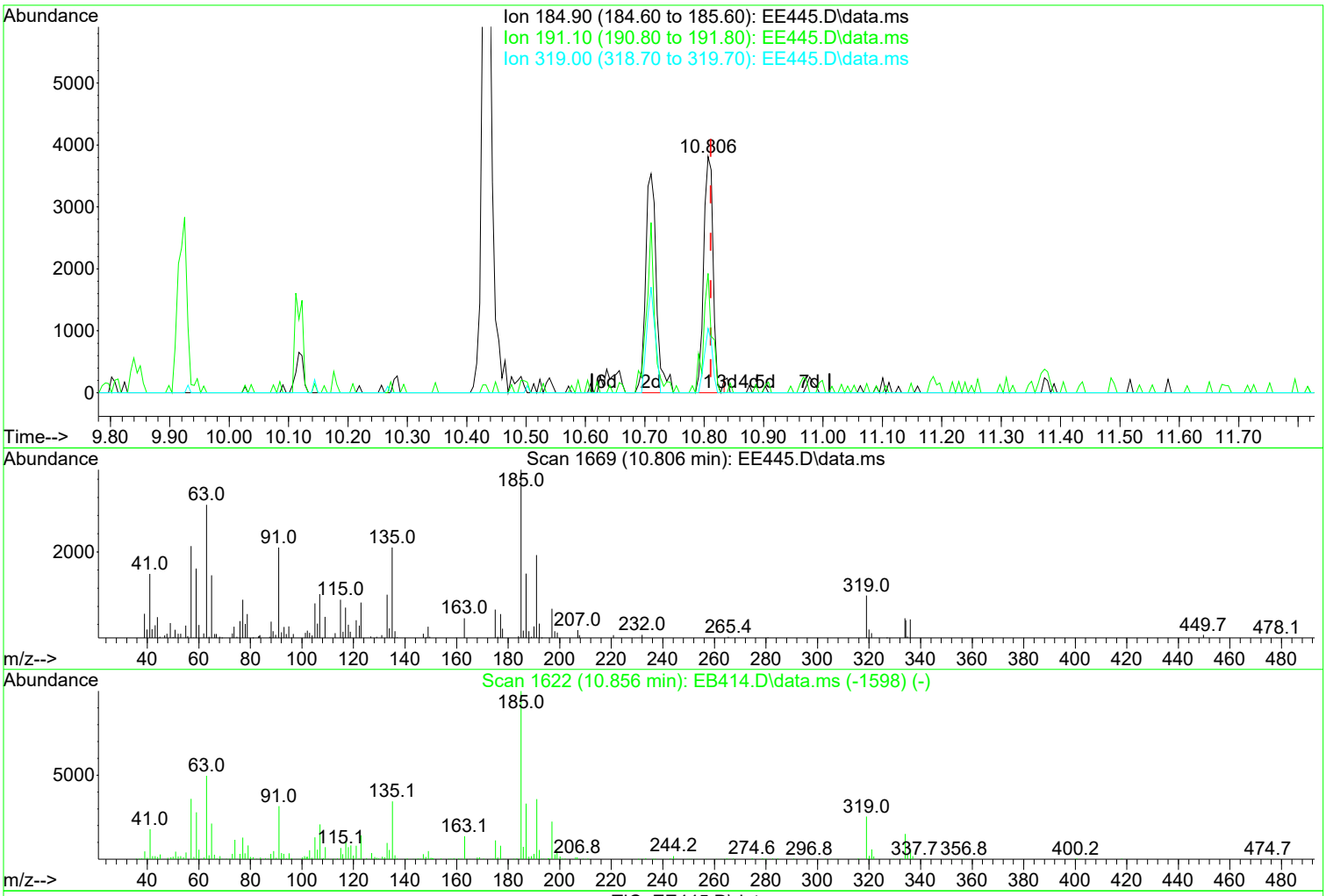

(126) Aramite (TM)

10.806min (-0.005) 5.31 ppm m

response 8786

Ion	Exp%	Act%
184.90	100.00	100.00
191.10	46.30	50.59
319.00	20.60	27.18
0.00	0.00	0.00

Manual Integration:

After

Split Peak.

07/02/21

1st DM 07/07/21
2nd BA 07/07/21

Quantitation Report (Qedit)

Data Path : I:\ACQUDATA\5973A\DATA\070221\
Data File : EE445.D
Acq On : 2 Jul 2021 12:19 pm
Operator : JMisiurewicz
Sample : 5 ppm STD
Misc : Initial Calibration 8270D/625
ALS Vial : 6 Sample Multiplier: 1

Quant Time: Jul 02 15:11:41 2021
Quant Method : I:\ACQUDATA\5973A\METHODS\8270070221A.M
Quant Title : 8270 BNA ANALYSIS
QLast Update : Fri Jul 02 15:11:16 2021
Response via : Initial Calibration

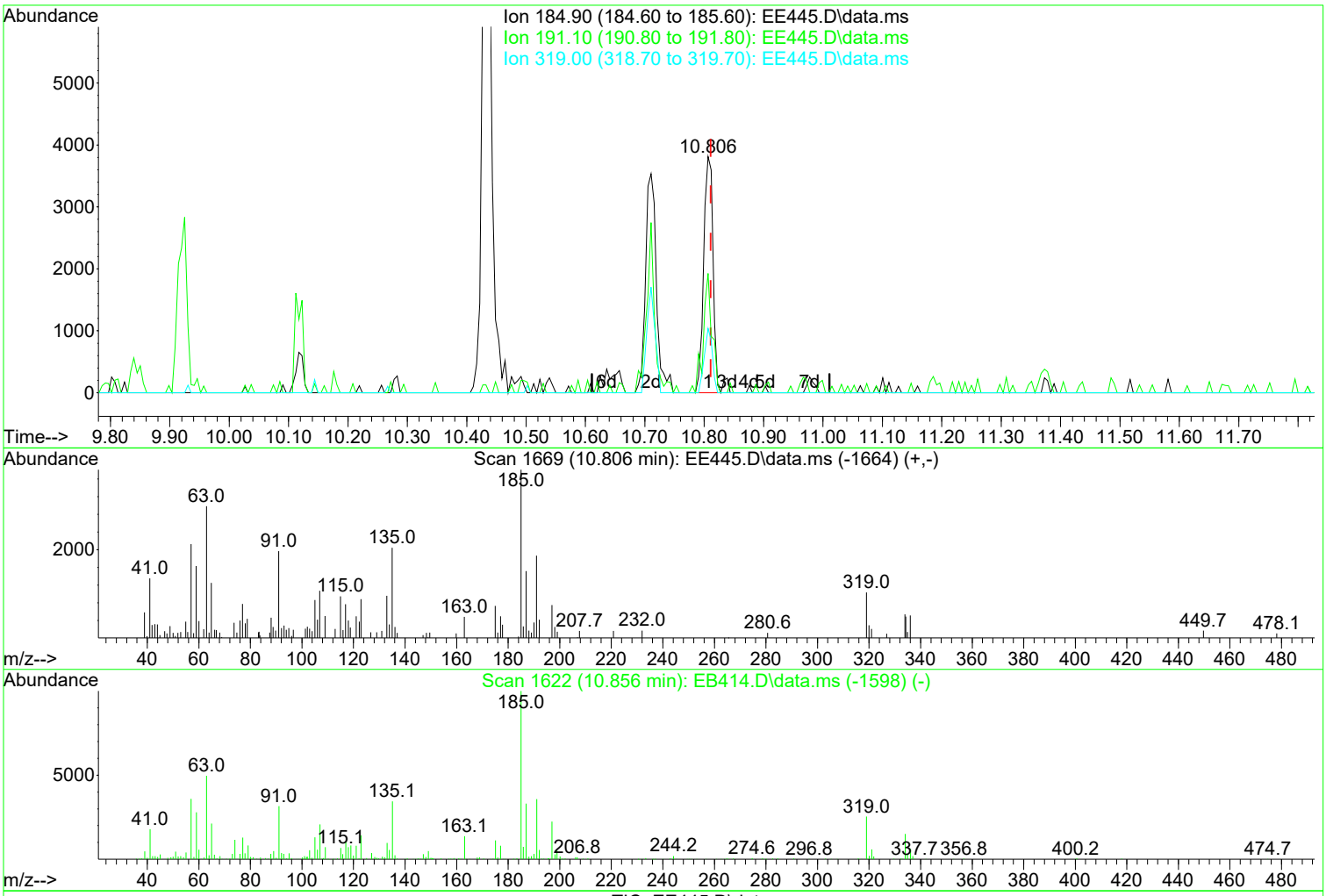

(126) Aramite (TM)

10.806min (-0.005) 2.52 ppm

response 4166

Ion	Exp%	Act%
184.90	100.00	100.00
191.10	46.30	49.09
319.00	20.60	27.18
0.00	0.00	0.00

Manual Integration:

Before

07/02/21

Quantitation Report (Qedit)

1st DM 07/07/21
2nd BA 07/07/21

Data Path : I:\ACQUDATA\5973A\DATA\070221\
Data File : EE445.D
Acq On : 2 Jul 2021 12:19 pm
Operator : JMisiurewicz
Sample : 5 ppm STD
Misc : Initial Calibration 8270D/625
ALS Vial : 6 Sample Multiplier: 1

Quant Time: Jul 02 15:11:41 2021
Quant Method : I:\ACQUDATA\5973A\METHODS\8270070221A.M
Quant Title : 8270 BNA ANALYSIS
QLast Update : Fri Jul 02 15:11:16 2021
Response via : Initial Calibration

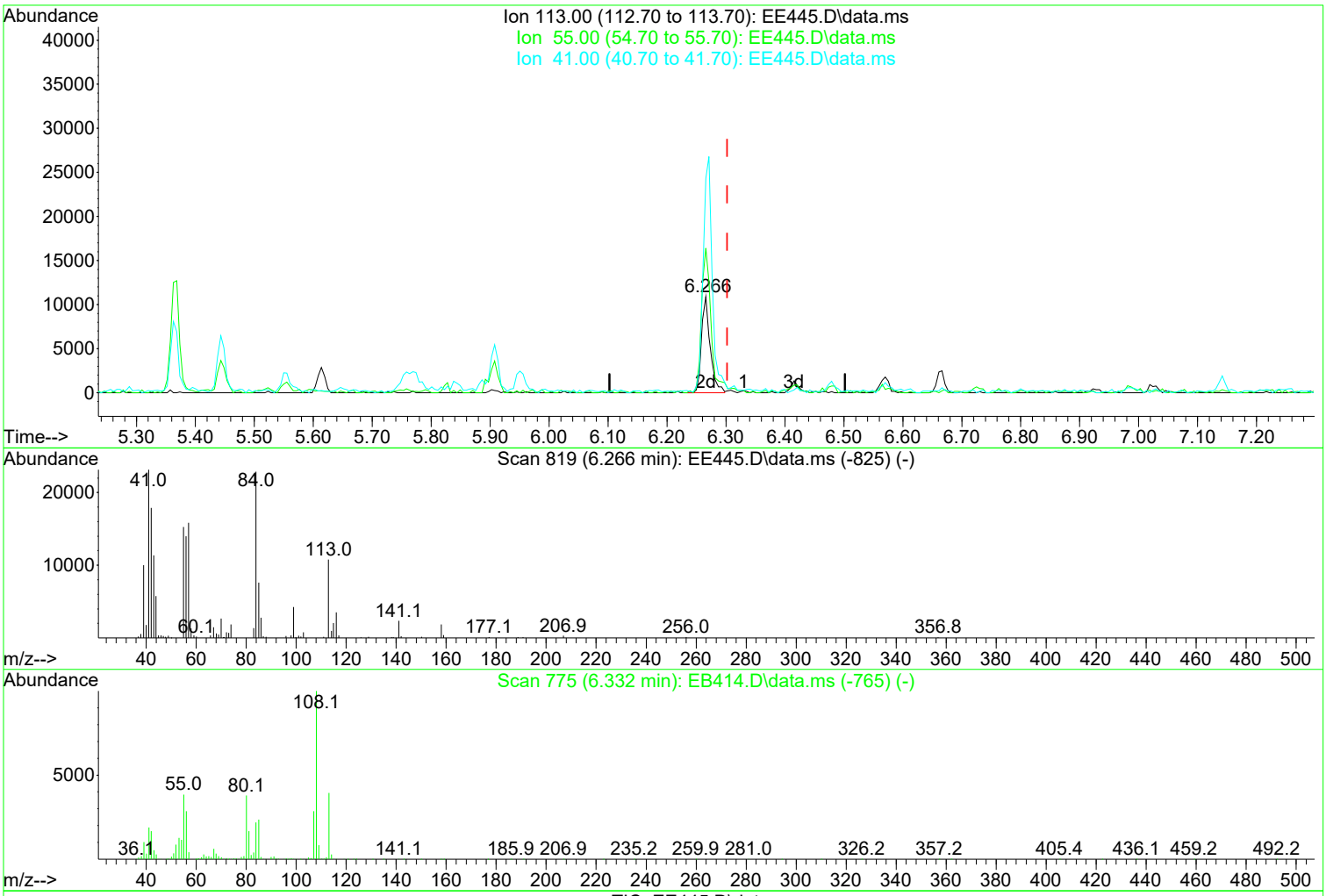

TIC: EE445.D\data.ms

(53) Caprolactam (TM)

6.266min (-0.037) 5.41 ppm m

response 11000

Ion	Exp%	Act%
113.00	100.00	100.00
55.00	122.60	150.76
41.00	84.50	223.20#
0.00	0.00	0.00

Manual Integration:

After

Peak not found.

07/02/21

1st DM 07/07/21
2nd BA 07/07/21

Quantitation Report (Qedit)

Data Path : I:\ACQUDATA\5973A\DATA\070221\
Data File : EE445.D
Acq On : 2 Jul 2021 12:19 pm
Operator : JMisiurewicz
Sample : 5 ppm STD
Misc : Initial Calibration 8270D/625
ALS Vial : 6 Sample Multiplier: 1

Quant Time: Jul 02 15:11:41 2021
Quant Method : I:\ACQUDATA\5973A\METHODS\8270070221A.M
Quant Title : 8270 BNA ANALYSIS
QLast Update : Fri Jul 02 15:11:16 2021
Response via : Initial Calibration

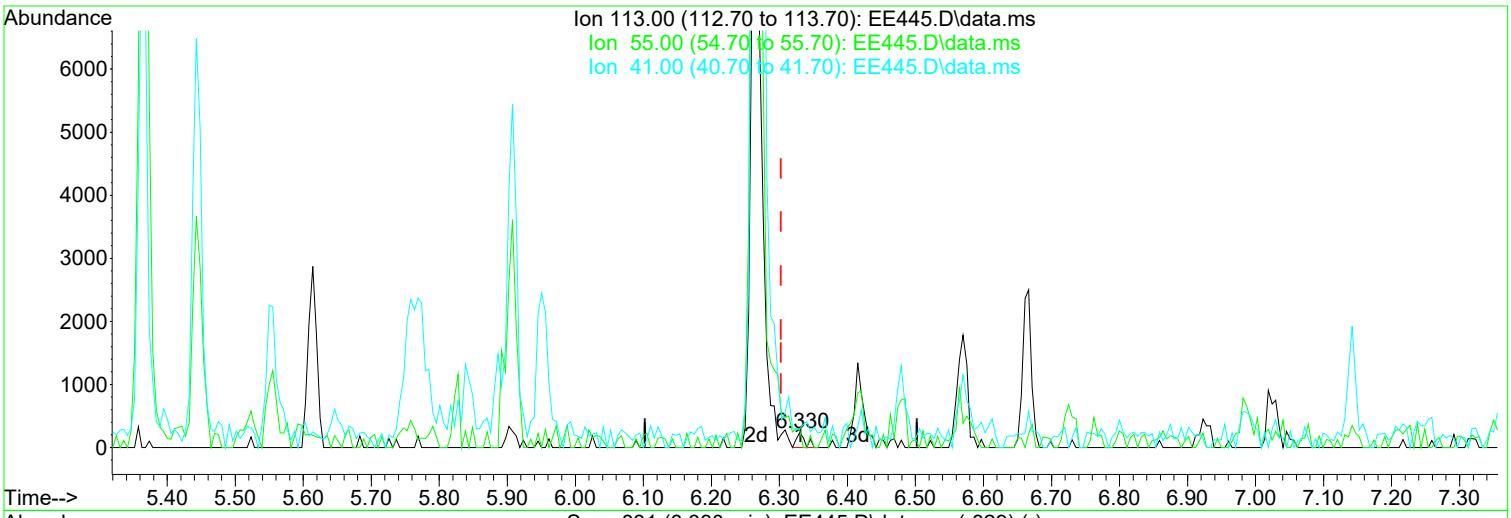

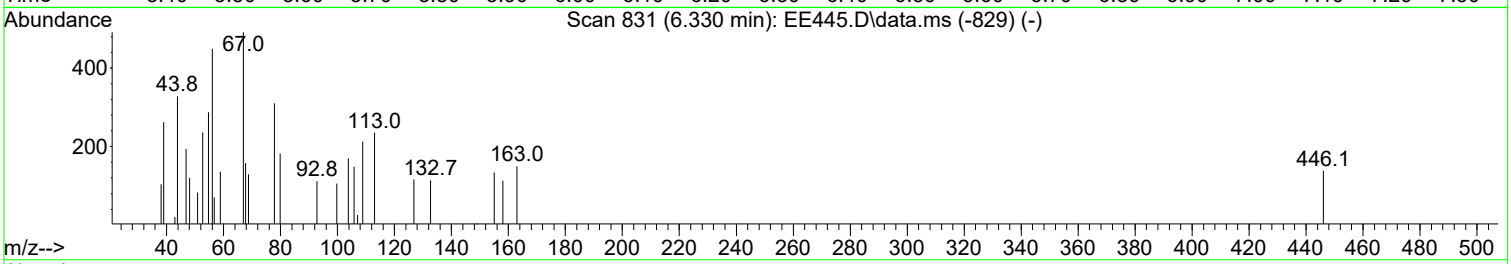

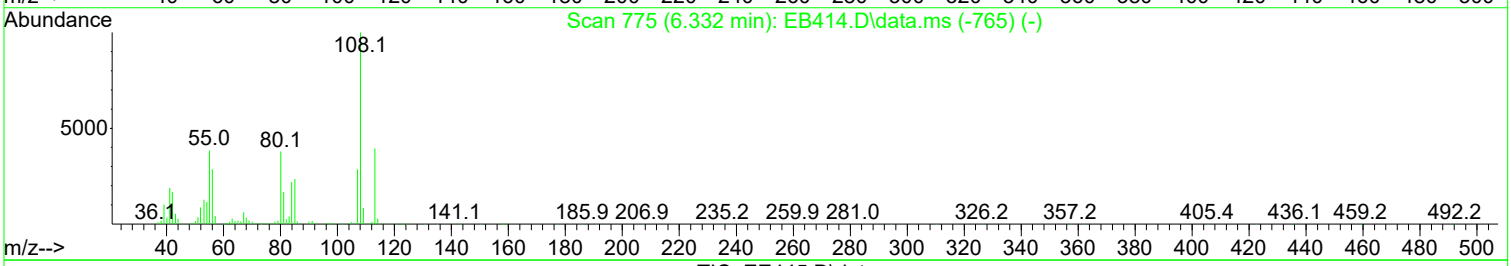

TIC: EE445.D\data.ms

(53) Caprolactam (TM)

6.330min (+ 0.027) 0.10 ppm

response 208

Ion	Exp%	Act%
113.00	100.00	100.00
55.00	122.60	122.13
41.00	84.50	26.81#
0.00	0.00	0.00

Manual Integration:

Before

07/02/21

Quantitation Report (Qedit)

1st DM 07/07/21
2nd BA 07/07/21

Data Path : I:\ACQUDATA\5973A\DATA\070221\
Data File : EE445.D
Acq On : 2 Jul 2021 12:19 pm
Operator : JMisiurewicz
Sample : 5 ppm STD
Misc : Initial Calibration 8270D/625
ALS Vial : 6 Sample Multiplier: 1

Quant Time: Jul 02 15:11:41 2021
Quant Method : I:\ACQUDATA\5973A\METHODS\8270070221A.M
Quant Title : 8270 BNA ANALYSIS
QLast Update : Fri Jul 02 15:11:16 2021
Response via : Initial Calibration

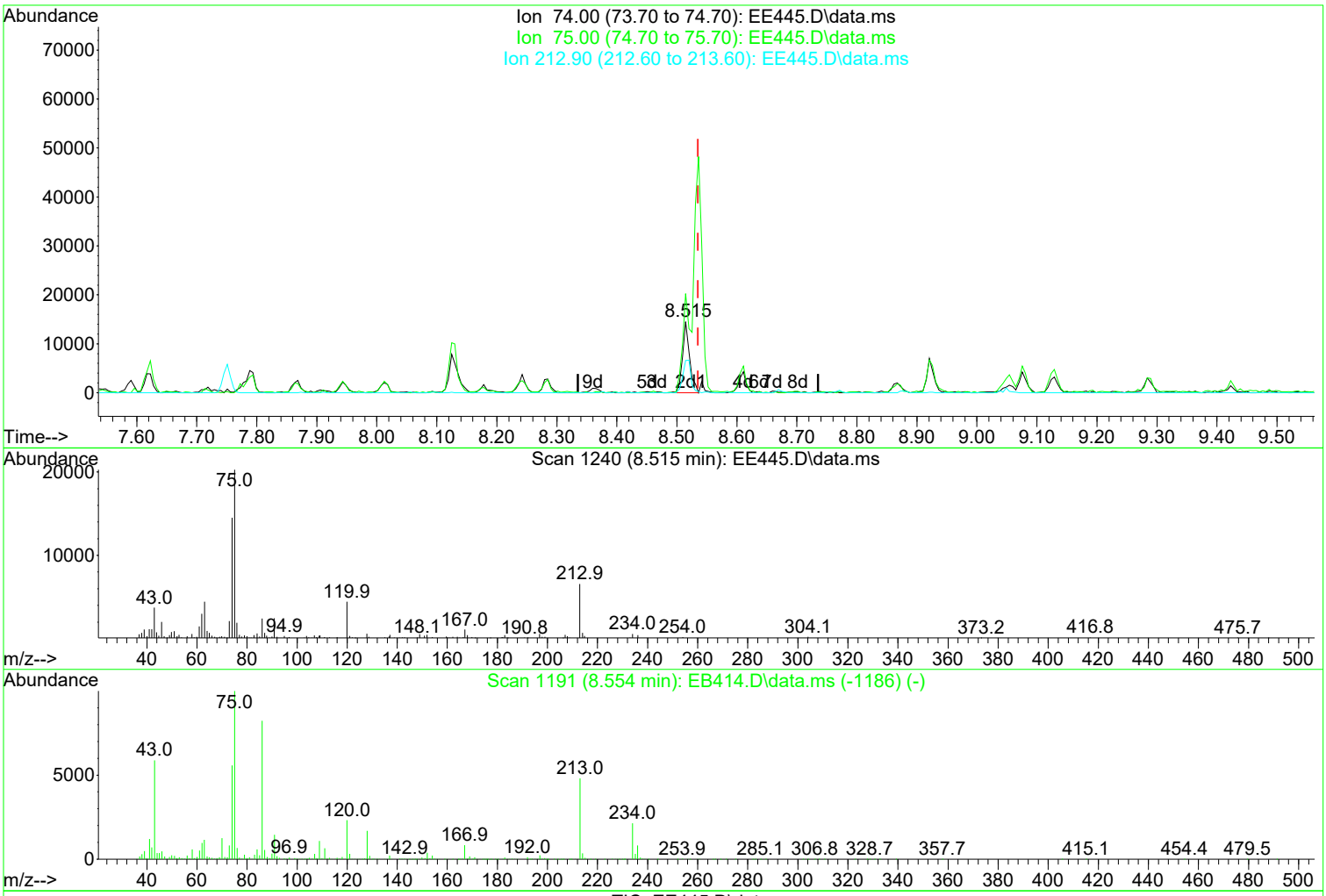

TIC: EE445.D\data.ms

(98) 1,3,5-Trinirobenzene (TM)

8.515min (-0.021) 4.68 ppm m

response 11835

Ion	Exp%	Act%
74.00	100.00	100.00
75.00	245.10	139.62#
212.90	53.40	45.28
0.00	0.00	0.00

Manual Integration:

After

Wrong peak selected.

07/02/21

Quantitation Report (Qedit)

1st DM 07/07/21
2nd BA 07/07/21

Data Path : I:\ACQUDATA\5973A\DATA\070221\
Data File : EE445.D
Acq On : 2 Jul 2021 12:19 pm
Operator : JMisiurewicz
Sample : 5 ppm STD
Misc : Initial Calibration 8270D/625
ALS Vial : 6 Sample Multiplier: 1

Quant Time: Jul 02 15:11:41 2021
Quant Method : I:\ACQUDATA\5973A\METHODS\8270070221A.M
Quant Title : 8270 BNA ANALYSIS
QLast Update : Fri Jul 02 15:11:16 2021
Response via : Initial Calibration

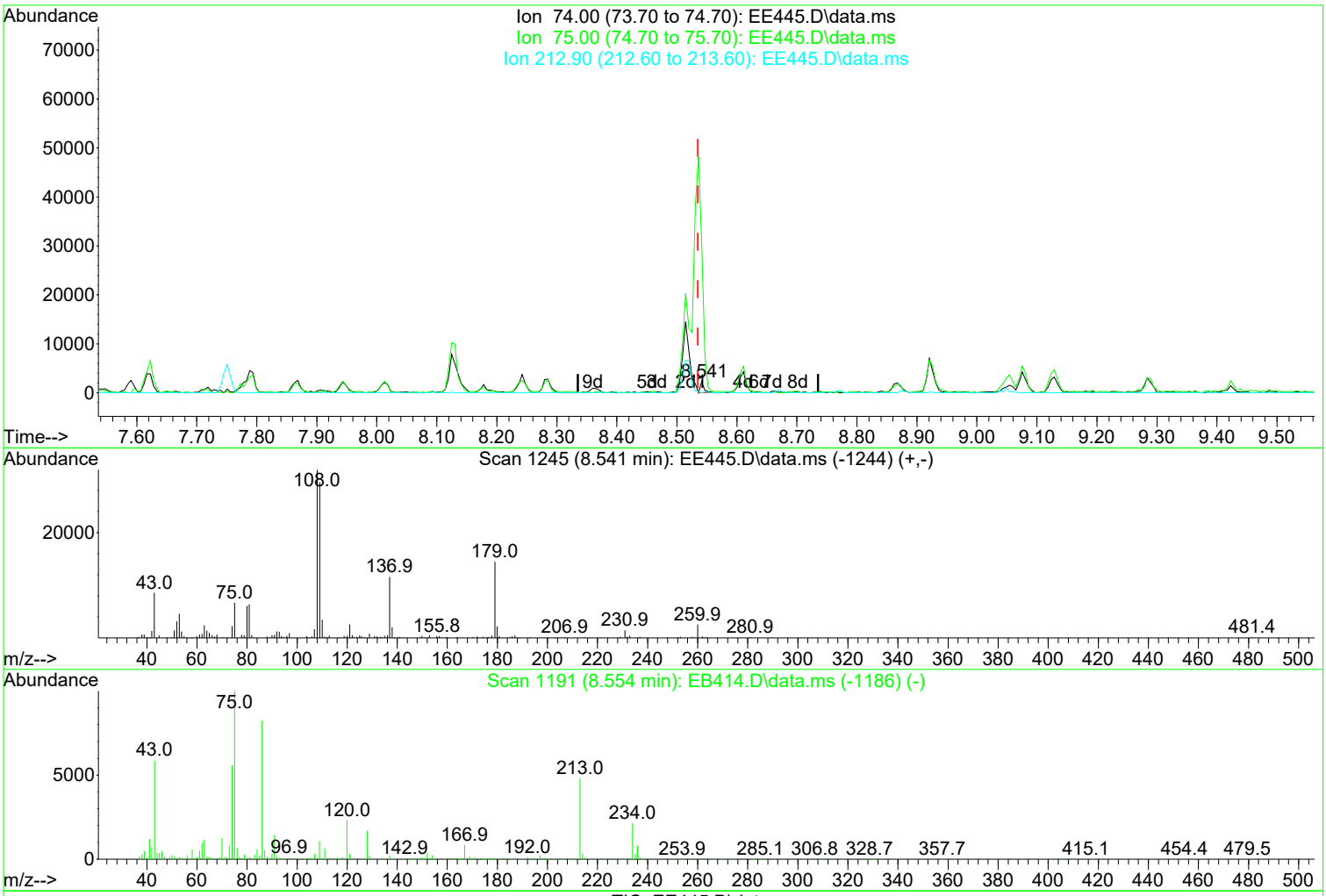

(98) 1,3,5-Trinirobenzene (TM)

8.541min (+ 0.006) 0.39 ppm

response 995

Ion	Exp%	Act%
74.00	100.00	100.00
75.00	245.10	299.73#
212.90	53.40	0.00#
0.00	0.00	0.00

Manual Integration:

Before

07/02/21

Quantitation Report (QT Reviewed)

Data Path : I:\ACQUDATA\5973A\DATA\070221\
Data File : EE445.D
Acq On : 2 Jul 2021 12:19 pm
Operator : JMisiurewicz
Sample : 5 ppm STD
Misc : Initial Calibration 8270D/625
ALS Vial : 6 Sample Multiplier: 1

Quant Time: Jul 02 15:11:41 2021
Quant Method : I:\ACQUDATA\5973A\METHODS\8270070221A.M
Quant Title : 8270 BNA ANALYSIS
QLast Update : Fri Jul 02 15:11:16 2021
Response via : Initial Calibration

Compound	R.T.	QIon	Response	Conc Units	Dev(Min)
Internal Standards					
1) d4-1,4-Dichlorobenzene	4.716	152	211458	40.00 ppm	0.00
34) d8-Naphthalene	5.886	136	815737	40.00 ppm	0.00
58) d10-Acenaphthene	7.590	164	462672	40.00 ppm	0.00
92) d10-Phenanthrene	9.054	188	764564	40.00 ppm	0.00
118) d12-Chrysene	12.292	240	732311	40.00 ppm	-0.01
136) d12-Perylene	15.198	264	808038	40.00 ppm	0.00
System Monitoring Compounds					
8) SURR1,2-FLUOROPHENOL	3.632	112	34315	5.23 ppm	0.00
Spiked Amount 20.000	Range 10 - 70		Recovery = 26.15%		
13) SURR2,PHENOL-D6	4.380	99	43496	5.19 ppm	0.00
Spiked Amount 20.000	Range 10 - 107		Recovery = 25.95%		
35) SURR4,NITROBENZENE-D5	5.213	82	41107	5.44 ppm	0.00
Spiked Amount 10.000	Range 31 - 110		Recovery = 54.40%		
64) SURR5,2-FLUOROBIPHENYL	6.923	172	81626	5.31 ppm	0.00
Spiked Amount 10.000	Range 31 - 118		Recovery = 53.10%		
89) SURR3,2,4,6-TRIBROMOPH...	8.365	330	10626	4.94 ppm	-0.01
Spiked Amount 20.000	Range 35 - 141		Recovery = 24.70%#		
125) SURR6,TERPHENYL-D14	10.732	244	94450	5.49 ppm	0.00
Spiked Amount 10.000	Range 10 - 165		Recovery = 54.90%		
Target Compounds					Qvalue
2) 1,4-Dioxane	2.318	88	13157	5.087 ppm	99
3) Pyridine	2.617	79	29414	4.854 ppm	91
4) N-Nitrosodimethylamine	2.596	74	12195	5.383 ppm	76
5) 2-Picoline	3.189	93	35642	5.480 ppm	96
6) N-Nitrosomethylamine	3.269	42	17481	5.028 ppm	97
7) Methyl Methansulfonate	3.498	80	18831	5.348 ppm	97
9) N-Nitrosodiethylamine	3.814	102	16852	5.362 ppm	89
10) Ethyl Mathanesulfonate	4.049	79	26113	5.447 ppm	97
11) Benzaldehyde	4.348	106	28027	5.833 ppm	89
12) Aniline	4.428	93	51346	5.120 ppm	85
14) Phenol	4.391	94	45099	5.164 ppm	98
15) bis(2-Clethyl)Ether	4.476	93	31536	5.211 ppm	98
16) Pentachloroethane	4.476	117	12929	5.354 ppm	89
17) 2-Chlorophenol	4.535	128	38039	5.206 ppm	94
18) 1,3-Diclbenzene	4.668	146	39325	5.219 ppm	96
19) 1,4-Dichlorobenzene	4.732	146	42862	5.452 ppm	98
20) 1,2-Diclbenzene	4.866	146	39815	5.427 ppm	99
21) Benzyl Alcohol	4.829	79	28217	5.112 ppm	96
22) 1-Methyl-2-pyrrolidinone	4.850	99	22494	5.372 ppm	94
23) 2,2'-oxybis(1-Chloropr...	4.946	45	42668	5.224 ppm	95
24) 2-Methylphenol	4.925	108	32239	5.359 ppm	95
25) 3+4-Methylphenol	5.064	108	33532	5.308 ppm	98
26) Acetophenone	5.069	105	50634	5.327 ppm	97
27) N-Nitroso-Di-n-propyla...	5.064	70	28811	5.363 ppm	93
28) N-Nitrosopyrrolidine	5.048	100	18699	5.230 ppm	79
29) N-Nitrosomorpholine	5.080	56	24008	5.194 ppm	99
30) o-Toluidine	5.101	106	58551	5.398 ppm	93
31) Hexachloroethane	5.171	117	17190	5.649 ppm	90
32) o,o,o-Triethylphosphor...	5.614	198	19353	5.620 ppm	92
33) Alpha-terpinol	5.908	121	10881	5.343 ppm	93
36) Nitrobenzene	5.229	77	39769	5.500 ppm	96
37) N-Nitrosopiperidine	5.363	42	27751	5.463 ppm	95
38) Isophorone	5.443	82	65153	5.307 ppm	97

1st DM 07/07/21
2nd BA 07/07/21

Data Path : I:\ACQUDATA\5973A\DATA\070221\
Data File : EE445.D
Acq On : 2 Jul 2021 12:19 pm
Operator : JMisiurewicz
Sample : 5 ppm STD
Misc : Initial Calibration 8270D/625
ALS Vial : 6 Sample Multiplier: 1

Quant Time: Jul 02 15:11:41 2021
Quant Method : I:\ACQUDATA\5973A\METHODS\8270070221A.M
Quant Title : 8270 BNA ANALYSIS
QLast Update : Fri Jul 02 15:11:16 2021
Response via : Initial Calibration

Compound	R.T.	QIon	Response	Conc	Units		Dev(Min)
39) 2-Nitrophenol	5.523	139	18875	4.929	ppm		94
40) 2,4-Dimethylphenol	5.555	107	38604	5.190	ppm		92
41) bis(-2-Chloroethoxy)Me...	5.641	93	33003	5.312	ppm		97
42) Benzoic Acid	5.625	105	3774	10.352	ppm		67
43) 2,4-Dichlorophenol	5.747	162	31587	5.359	ppm		95
44) a,a-Dimethylphenethyla...	5.763	58	86322	5.814	ppm		95
45) 1,2,4-Trichlorobenzene	5.828	180	34810	5.726	ppm		98
46) Naphthalene	5.908	128	106391	5.504	ppm		100
47) 4-Chloroaniline	5.950	127	41787	5.389	ppm		98
48) 2,6-Dichlorophenol	5.961	162	29320	5.430	ppm		97
49) Hexachlorobutadiene	6.020	225	19850	5.688	ppm		99
50) Hexachloropropene	5.988	213	20941	5.484	ppm		98
51) 4-Chloro-3-methylphenol	6.415	107	32550	5.611	ppm		98
52) N-N-di-n-butylamine	6.271	84	29450	5.288	ppm		90
53) Caprolactam	6.266	113	11000m	5.412	ppm		
54) p-Phenylenediamine	6.292	80	16561	6.242	ppm		85
55) Safrole	6.479	162	26259	5.293	ppm		96
56) 2-Methylnaphthalene	6.570	142	71390	5.671	ppm		95
57) 1-Methylnaphthalene	6.666	142	66408	5.361	ppm		95
59) Hexachlorocyclopentadiene	6.720	237	3088	4.512	ppm		99
60) 1,2,4,5-Tetrachloroben...	6.730	216	31904	5.479	ppm		98
61) 1,2,3,4-Tetrachloroben...	7.008	216	32538	5.536	ppm		97
62) 2,4,6-Trichlorophenol	6.843	196	20371	4.848	ppm		92
63) 2,4,5-Trichlorophenol	6.880	196	19899	4.838	ppm		97
65) Isosafrole	6.987	104	13639	5.020	ppm	#	39
66) 1,1'-Biphenyl	7.024	154	91460	5.414	ppm		98
67) 2-Chloronaphthalene	7.046	162	65137	5.250	ppm		94
68) 2-Nitroaniline	7.142	65	22498	5.616	ppm		97
69) 1,4-Naphthoquinone	7.217	158	20285	6.231	ppm		90
70) m-Dinitrobenzene	7.350	168	11444	4.985	ppm		74
71) Acenaphthylene	7.452	152	97152	5.182	ppm		98
72) Dimethyl phthalate	7.318	163	78567	5.611	ppm		99
73) 2,6-Dinitrotoluene	7.377	165	18175	5.615	ppm		95
74) Acenaphthene	7.623	153	71878	5.405	ppm		97
75) 3-Nitroaniline	7.542	138	20686	5.684	ppm		85
76) 2,4-Dinitrophenol	7.655	184	3679	4.585	ppm		72
77) Dibenzofuran	7.788	168	92820	5.257	ppm		99
78) 2,4-Dinitrotoluene	7.777	165	20564	4.715	ppm		88
79) 4-Nitrophenol	7.719	65	14523	4.930	ppm		90
80) Pentachlorobenzene	7.751	250	27629	5.296	ppm		94
81) 1-Napthylamine	7.868	143	61265	5.616	ppm		99
82) 2-Napthylamine	7.943	143	64156	5.407	ppm		92
83) 2,3,4,6-Tetrachlorophenol	7.911	232	14844	5.210	ppm		98
84) Fluorene	8.130	166	78325	5.523	ppm		95
85) 4-Chlorophenyl-phenyle...	8.130	204	35519	5.440	ppm		96
86) Diethylphthalate	8.013	149	71995	5.206	ppm		97
87) 4-Nitroaniline	8.141	138	20578	5.240	ppm		92
88) 5-Nitro-o-toluidine	8.135	152	21298	5.025	ppm		81
90) Sulfotepp	8.402	322	12356	5.315	ppm		85
91) Octachlorocyclopentene	8.381	307	9478	6.654	ppm		92
93) Thionazin	8.093	107	11993	5.305	ppm		90
94) 4,6-Dinitro-2-methylph...	8.178	198	9973	4.924	ppm		96
95) Diphenylamine	8.242	169	128706	11.680	ppm		96
96) 1,2 Diphenylhydrazine	8.285	77	86155	5.799	ppm		97
97) N-Nitrosodiphenylamine	8.242	169	128706	11.685	ppm		96
98) 1,3,5-Trinirobenzene	8.515	74	11835m	4.682	ppm		

Quantitation Report (QT Reviewed)

Data Path : I:\ACQUDATA\5973A\DATA\070221\
Data File : EE445.D
Acq On : 2 Jul 2021 12:19 pm
Operator : JMisiurewicz
Sample : 5 ppm STD
Misc : Initial Calibration 8270D/625
ALS Vial : 6 Sample Multiplier: 1

Quant Time: Jul 02 15:11:41 2021
Quant Method : I:\ACQUDATA\5973A\METHODS\8270070221A.M
Quant Title : 8270 BNA ANALYSIS
QLast Update : Fri Jul 02 15:11:16 2021
Response via : Initial Calibration

Compound	R.T.	QIon	Response	Conc Units	Dev(Min)
99) Diallate	8.525	86	26137	5.633 ppm	94
100) Phorate	8.536	121	14585	5.317 ppm	91
101) Phenacetin	8.547	108	40115	5.582 ppm	97
102) 4-Bromophenyl-phenylether	8.611	248	21473	5.884 ppm	90
103) Hexachlorobenzene	8.670	284	25419	6.009 ppm	91
104) Dimethoate	8.696	87	23699	6.196 ppm	95
105) Atrazine	8.771	215	12241	6.833 ppm	83
106) Pentachlorophenol	8.867	266	7451	4.749 ppm	87
107) 4-Aminobiphenyl	8.867	169	80549	5.425 ppm	97
108) Pentachloronitrobenzene	8.878	237	8669	5.480 ppm	90
109) Pronamide	8.926	173	36483	5.401 ppm	96
110) Dinoseb	9.044	211	11911	3.808 ppm	92
111) Disulfoton	9.054	88	44772	5.084 ppm	84
112) Phenanthrene	9.076	178	103092	5.460 ppm	97
113) Anthracene	9.129	178	100073	5.425 ppm	98
114) Carbazole	9.284	167	105285	5.422 ppm	98
115) Di-n-butylphthalate	9.631	149	121851	5.311 ppm	98
116) 4-Nitroquinonline-1-oxide	9.845	190	3497	6.413 ppm	85
117) Fluoranthene	10.283	202	115113	5.631 ppm	99
119) Methyl Parathion	9.423	109	20038	5.616 ppm	91
120) Ethyl Parathion	9.807	97	16897	4.899 ppm	99
121) Methapyrilene	9.920	58	28980	5.537 ppm	94
122) Isodrin	10.117	193	9550	4.380 ppm	87
123) Benzidine	10.433	184	66985	5.055 ppm	96
124) Pyrene	10.545	202	117835	5.316 ppm	98
126) Aramite	10.806	185	8786m	5.311 ppm	
127) p-(Dimethylamino)azobe...	10.913	120	33530	5.460 ppm	95
128) Chlorobenzilate	10.972	139	45231	5.331 ppm	97
129) Butyl benzyl phthalate	11.405	149	61474	5.096 ppm	97
130) 3,3-Dimethylbenzidine	11.378	212	72829	4.915 ppm	98
131) 2-Acetylaminofluorene	11.757	181	47012	4.654 ppm	91
132) 3,3'-Dichlorobenzidine	12.238	252	44167	5.015 ppm	96
133) Benzo(a)anthracene	12.270	228	117712	5.306 ppm	98
134) Chrysene	12.329	228	106913	5.317 ppm	95
135) bis(2-Ethylhexyl)phtha...	12.382	149	80767	4.717 ppm	96
137) Di-n-octyl phthalate	13.691	149	128387	4.367 ppm	94
138) 7,12-Dimethylbenz(a)an...	14.359	256	55345	5.004 ppm	95
139) Benzo(b)Fluoranthene	14.364	252	110945	4.994 ppm	98
140) Benzo(k)fluoranthene	14.423	252	109569	5.385 ppm	99
141) Benzo(a)pyrene	15.059	252	86680	5.049 ppm	98
142) 3-Methylcholanthrene	15.855	268	58125	4.757 ppm	96
143) Indeno(1,2,3-cd)Pyrene	17.153	276	92954	4.839 ppm	99
144) Dibenz(a,h)anthracene	17.201	278	98227	4.903 ppm	96
145) Benzo(g,h,i)perylene	17.602	276	101701	5.298 ppm	94

(#) = qualifier out of range (m) = manual integration (+) = signals summed

Quantitation Report (QT Reviewed)

Data Path : I:\ACQUDATA\5973A\DATA\070221\
Data File : EE445.D
Acq On : 2 Jul 2021 12:19 pm
Operator : JMisiurewicz
Sample : 5 ppm STD
Misc : Initial Calibration 8270D/625
ALS Vial : 6 Sample Multiplier: 1

Quant Time: Jul 02 15:11:41 2021
Quant Method : I:\ACQUDATA\5973A\METHODS\8270070221A.M
Quant Title : 8270 BNA ANALYSIS
QLast Update : Fri Jul 02 15:11:16 2021
Response via : Initial Calibration

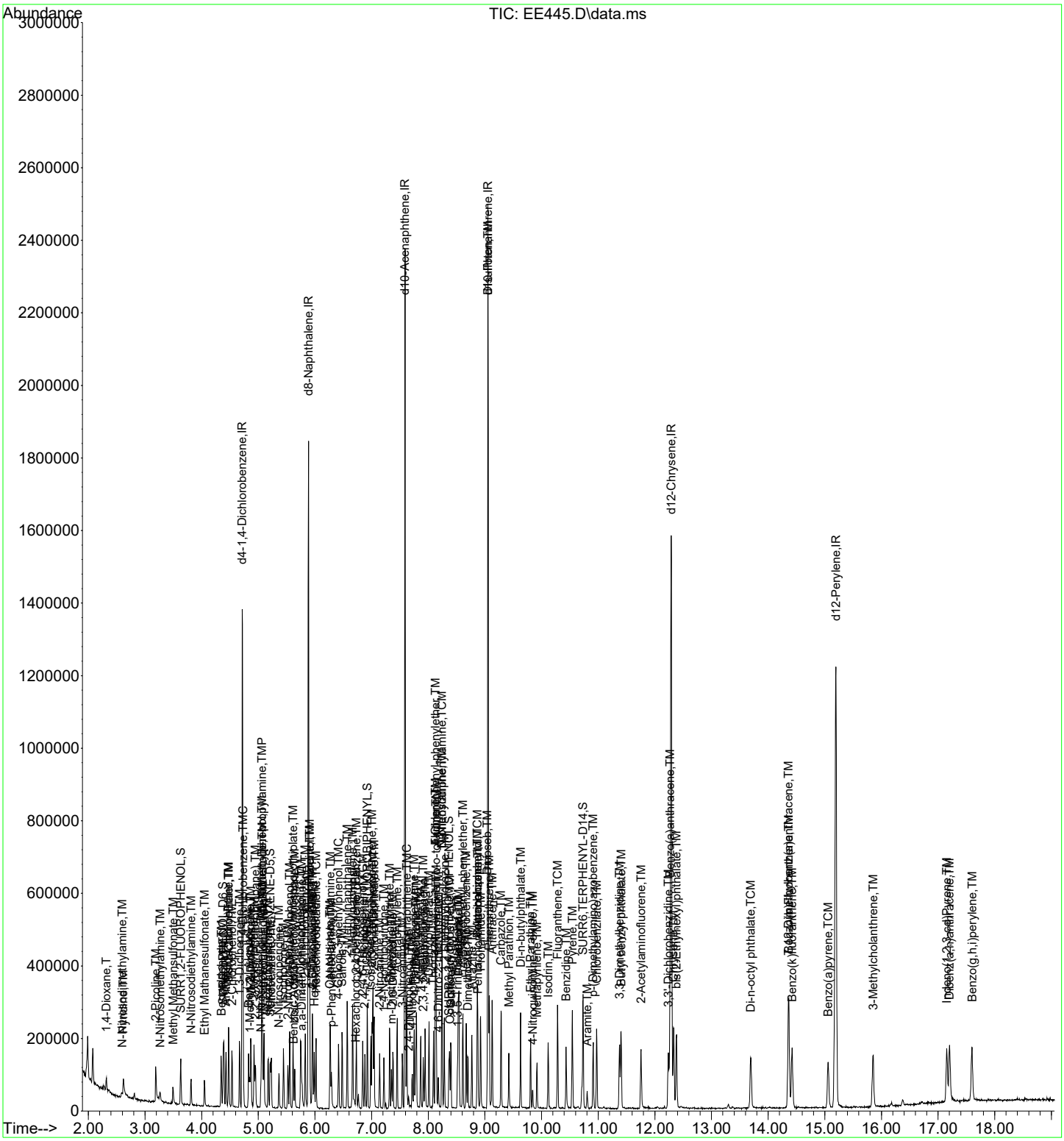

1st DM 07/07/21
2nd BA 07/07/21

Quantitation Report (Qedit)

Data Path : I:\ACQUDATA\5973A\DATA\070221\
Data File : EE446.D
Acq On : 2 Jul 2021 12:48 pm
Operator : JMisiurewicz
Sample : 10 ppm STD
Misc : Initial Calibration 8270D/625
ALS Vial : 7 Sample Multiplier: 1

Quant Time: Jul 02 15:11:47 2021
Quant Method : I:\ACQUDATA\5973A\METHODS\8270070221A.M
Quant Title : 8270 BNA ANALYSIS
QLast Update : Fri Jul 02 15:11:16 2021
Response via : Initial Calibration

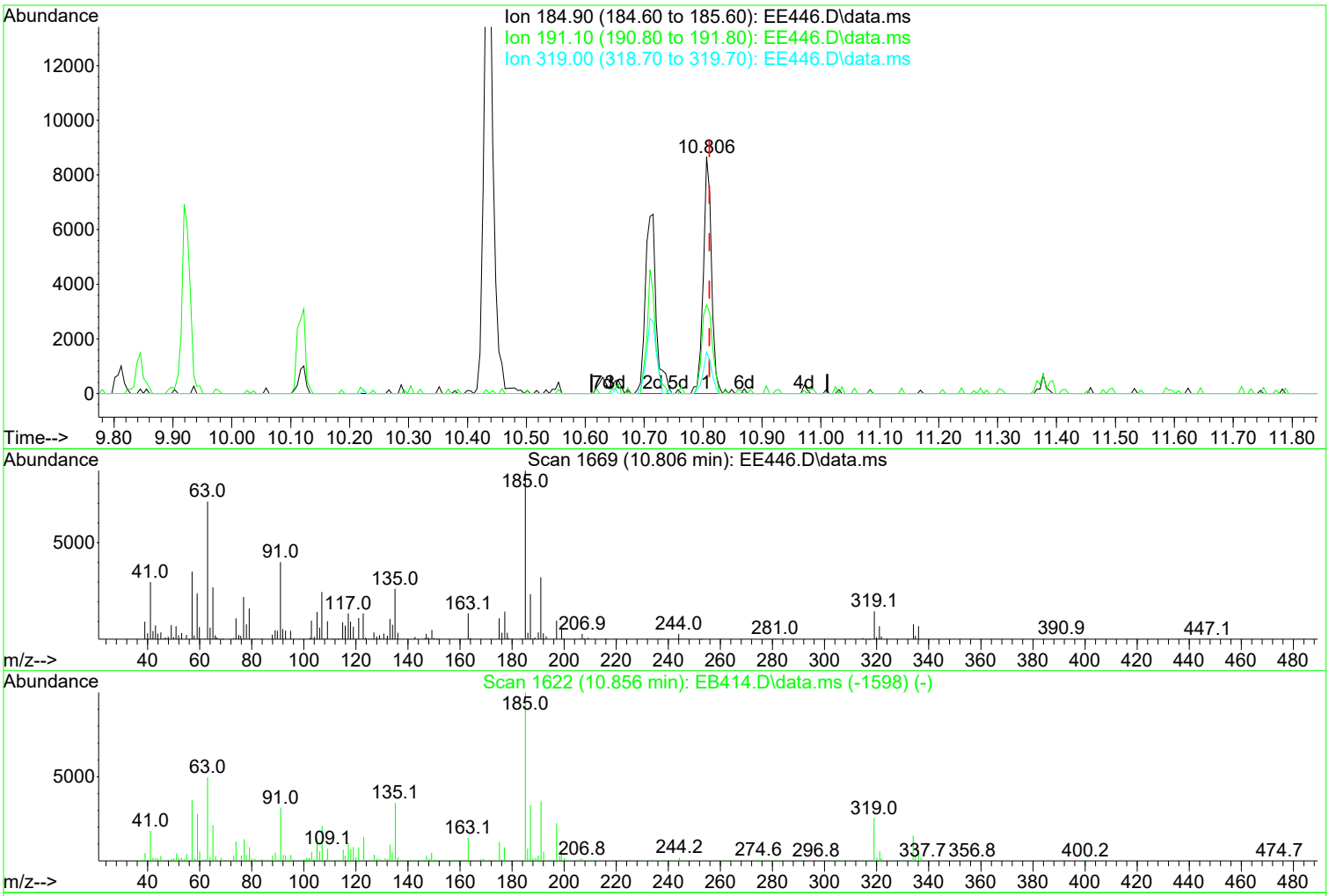

(126) Aramite (TM)

10.806min (-0.005) 9.86 ppm m

response 17036

Ion	Exp%	Act%
184.90	100.00	100.00
191.10	46.30	37.43
319.00	20.60	17.47
0.00	0.00	0.00

Manual Integration:

After

Split Peak.

07/02/21

1st DM 07/07/21
2nd BA 07/07/21

Quantitation Report (Qedit)

Data Path : I:\ACQUDATA\5973A\DATA\070221\
Data File : EE446.D
Acq On : 2 Jul 2021 12:48 pm
Operator : JMisiurewicz
Sample : 10 ppm STD
Misc : Initial Calibration 8270D/625
ALS Vial : 7 Sample Multiplier: 1

Quant Time: Jul 02 15:11:47 2021
Quant Method : I:\ACQUDATA\5973A\METHODS\8270070221A.M
Quant Title : 8270 BNA ANALYSIS
QLast Update : Fri Jul 02 15:11:16 2021
Response via : Initial Calibration

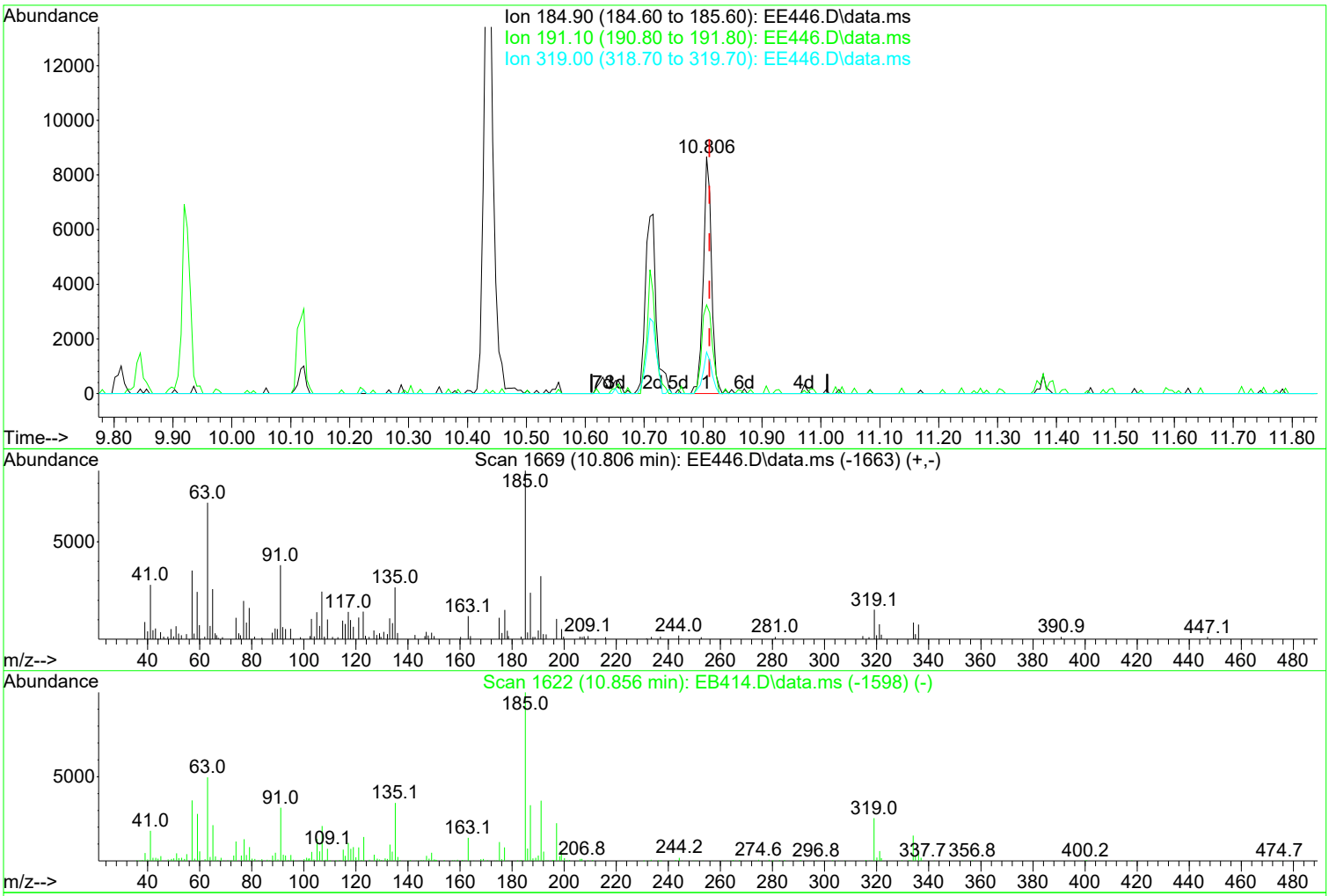

(126) Aramite (TM)

10.806min (-0.005) 4.90 ppm

response 8456

Ion	Exp%	Act%
184.90	100.00	100.00
191.10	46.30	37.43
319.00	20.60	17.47
0.00	0.00	0.00

Manual Integration:

Before

07/02/21

Quantitation Report (Qedit)

Data Path : I:\ACQUDATA\5973A\DATA\070221\
Data File : EE446.D
Acq On : 2 Jul 2021 12:48 pm
Operator : JMisiurewicz
Sample : 10 ppm STD
Misc : Initial Calibration 8270D/625
ALS Vial : 7 Sample Multiplier: 1

Quant Time: Jul 02 15:11:47 2021
Quant Method : I:\ACQUDATA\5973A\METHODS\8270070221A.M
Quant Title : 8270 BNA ANALYSIS
QLast Update : Fri Jul 02 15:11:16 2021
Response via : Initial Calibration

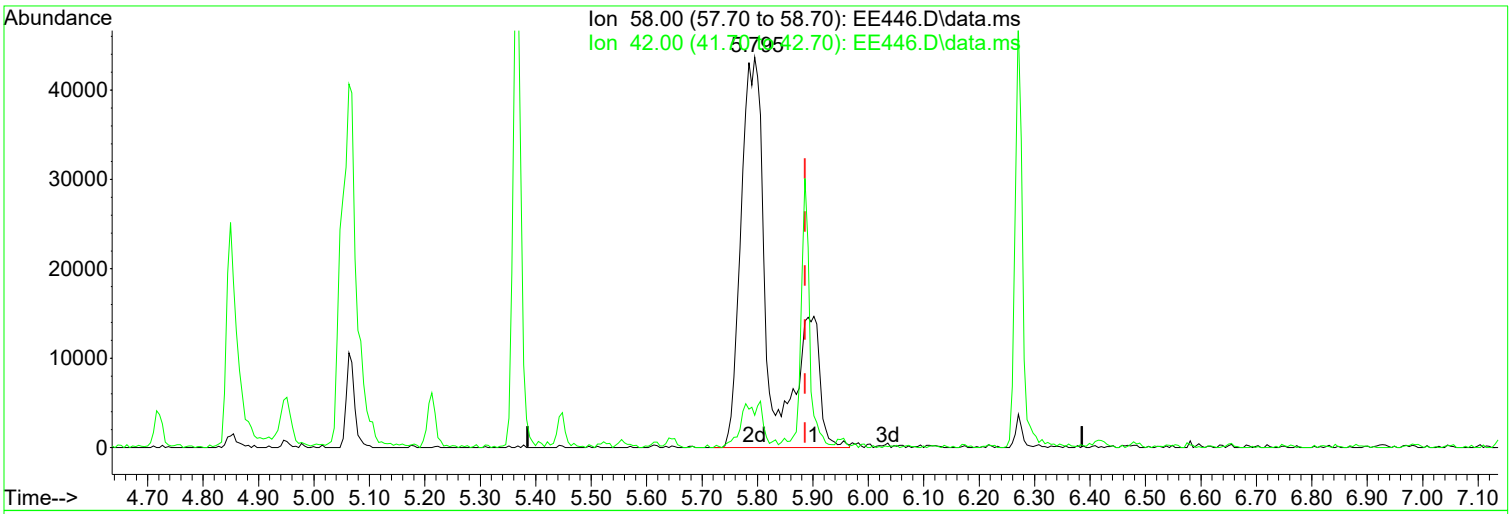

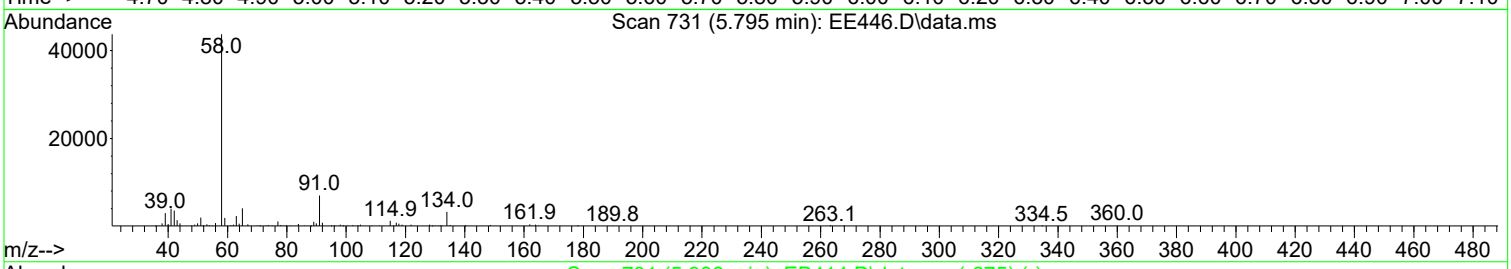

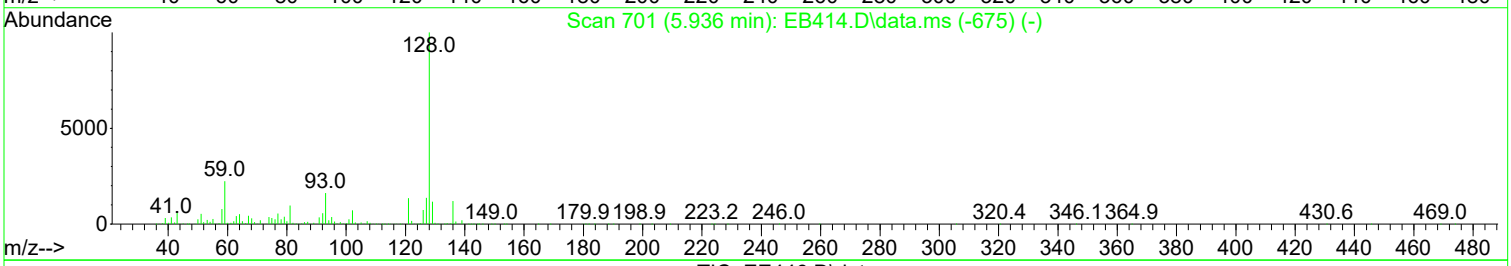

TIC: EE446.D\data.ms

(44) a,a-Dimethylphenethylamine (TM)

5.795min (-0.091) 10.86 ppm m

response 164626

Ion	Exp%	Act%
58.00	100.00	100.00
42.00	7.30	8.31
0.00	0.00	0.00
0.00	0.00	0.00

Manual Integration:

After

Poor integration.

07/02/21

Quantitation Report (Qedit)

1st DM 07/07/21
2nd BA 07/07/21

Data Path : I:\ACQUDATA\5973A\DATA\070221\
Data File : EE446.D
Acq On : 2 Jul 2021 12:48 pm
Operator : JMisiurewicz
Sample : 10 ppm STD
Misc : Initial Calibration 8270D/625
ALS Vial : 7 Sample Multiplier: 1

Quant Time: Jul 02 15:11:47 2021
Quant Method : I:\ACQUDATA\5973A\METHODS\8270070221A.M
Quant Title : 8270 BNA ANALYSIS
QLast Update : Fri Jul 02 15:11:16 2021
Response via : Initial Calibration

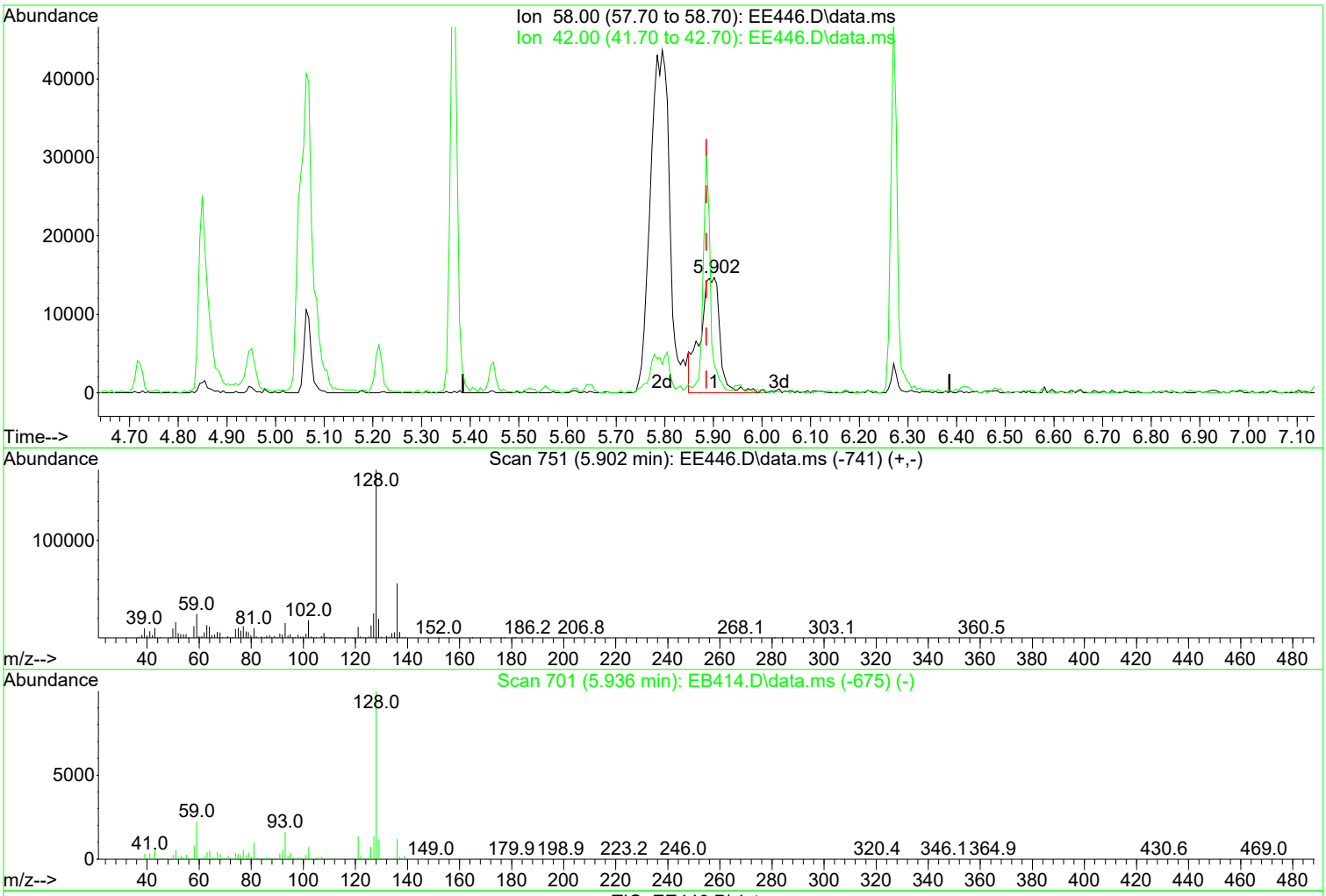

TIC: EE446.D\data.ms

(44) a,a-Dimethylphenethylamine (TM)

5.902min (+ 0.016) 2.79 ppm

response 42323

Ion	Exp%	Act%
58.00	100.00	100.00
42.00	7.30	23.63
0.00	0.00	0.00
0.00	0.00	0.00

Manual Integration:

Before

07/02/21

1st DM 07/07/21
2nd BA 07/07/21

Quantitation Report (Qedit)

Data Path : I:\ACQUDATA\5973A\DATA\070221\
Data File : EE446.D
Acq On : 2 Jul 2021 12:48 pm
Operator : JMisiurewicz
Sample : 10 ppm STD
Misc : Initial Calibration 8270D/625
ALS Vial : 7 Sample Multiplier: 1

Quant Time: Jul 02 15:11:47 2021
Quant Method : I:\ACQUDATA\5973A\METHODS\8270070221A.M
Quant Title : 8270 BNA ANALYSIS
QLast Update : Fri Jul 02 15:11:16 2021
Response via : Initial Calibration

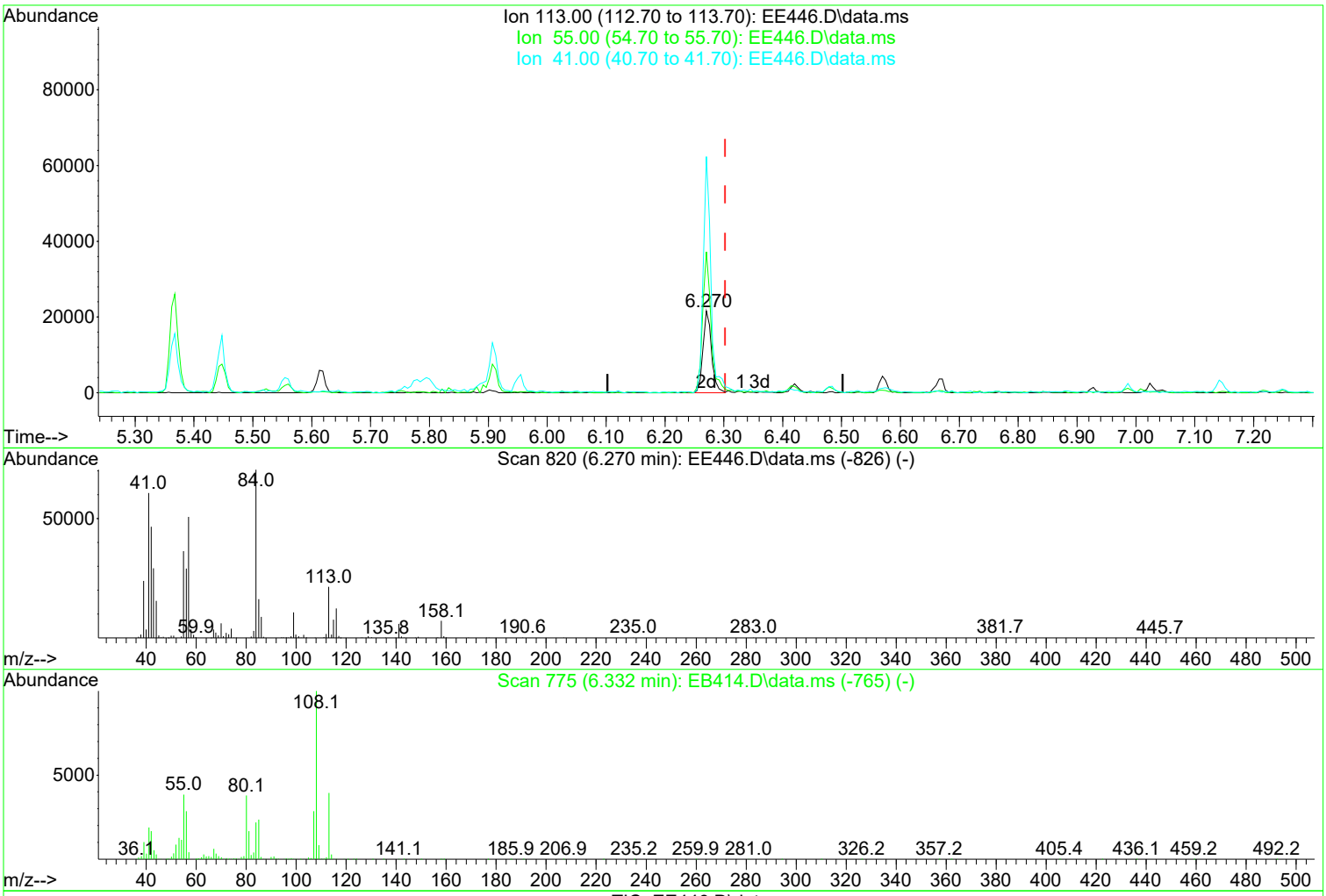

(53) Caprolactam (TM)

6.270min (-0.032) 10.57 ppm m

response 21935

Ion	Exp%	Act%
113.00	100.00	100.00
55.00	122.60	172.74#
41.00	84.50	289.09#
0.00	0.00	0.00

Manual Integration:

After

Peak not found.

07/02/21

Quantitation Report (Qedit)

1st DM 07/07/21
2nd BA 07/07/21

Data Path : I:\ACQUDATA\5973A\DATA\070221\
Data File : EE446.D
Acq On : 2 Jul 2021 12:48 pm
Operator : JMisiurewicz
Sample : 10 ppm STD
Misc : Initial Calibration 8270D/625
ALS Vial : 7 Sample Multiplier: 1

Quant Time: Jul 02 15:11:47 2021
Quant Method : I:\ACQUDATA\5973A\METHODS\8270070221A.M
Quant Title : 8270 BNA ANALYSIS
QLast Update : Fri Jul 02 15:11:16 2021
Response via : Initial Calibration

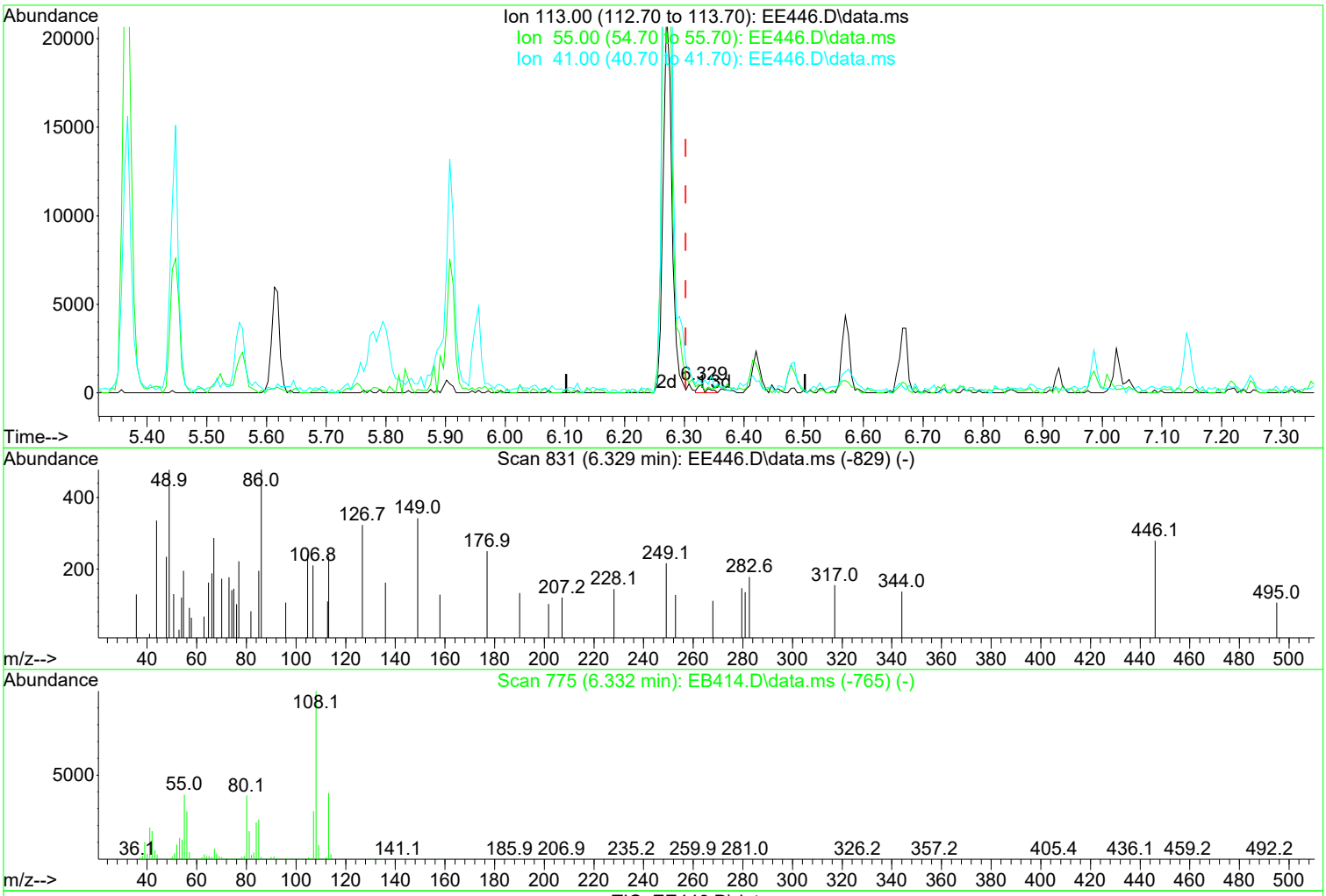

(53) Caprolactam (TM)

6.329min (+ 0.027) 0.21 ppm

response 428

Ion	Exp%	Act%
113.00	100.00	100.00
55.00	122.60	12.47#
41.00	84.50	4.23#
0.00	0.00	0.00

Manual Integration:

Before

07/02/21

Quantitation Report (QT Reviewed)

Data Path : I:\ACQUDATA\5973A\DATA\070221\
Data File : EE446.D
Acq On : 2 Jul 2021 12:48 pm
Operator : JMisiurewicz
Sample : 10 ppm STD
Misc : Initial Calibration 8270D/625
ALS Vial : 7 Sample Multiplier: 1

Quant Time: Jul 02 15:11:47 2021
Quant Method : I:\ACQUDATA\5973A\METHODS\8270070221A.M
Quant Title : 8270 BNA ANALYSIS
QLast Update : Fri Jul 02 15:11:16 2021
Response via : Initial Calibration

Compound	R.T.	QIon	Response	Conc Units	Dev(Min)
Internal Standards					
1) d4-1,4-Dichlorobenzene	4.721	152	214789	40.00 ppm	0.00
34) d8-Naphthalene	5.886	136	833143	40.00 ppm	0.00
58) d10-Acenaphthene	7.590	164	462317	40.00 ppm	0.00
92) d10-Phenanthrene	9.059	188	765260	40.00 ppm	0.00
118) d12-Chrysene	12.291	240	764423	40.00 ppm	-0.01
136) d12-Perylene	15.197	264	792172	40.00 ppm	0.00
System Monitoring Compounds					
8) SURR1,2-FLUOROPHENOL	3.631	112	68036	10.21 ppm	0.00
Spiked Amount 20.000	Range 10 - 70		Recovery = 51.05%		
13) SURR2,PHENOL-D6	4.385	99	88705	10.42 ppm	0.00
Spiked Amount 20.000	Range 10 - 107		Recovery = 52.10%		
35) SURR4,NITROBENZENE-D5	5.213	82	80494	10.43 ppm	0.00
Spiked Amount 10.000	Range 31 - 110		Recovery = 104.30%		
64) SURR5,2-FLUOROBIPHENYL	6.927	172	162917	10.61 ppm	0.00
Spiked Amount 10.000	Range 31 - 118		Recovery = 106.10%		
89) SURR3,2,4,6-TRIBROMOPH...	8.370	330	20607	9.58 ppm	0.00
Spiked Amount 20.000	Range 35 - 141		Recovery = 47.90%		
125) SURR6,TERPHENYL-D14	10.731	244	187273	10.44 ppm	0.00
Spiked Amount 10.000	Range 10 - 165		Recovery = 104.40%		
Target Compounds					Qvalue
2) 1,4-Dioxane	2.317	88	26394	10.046 ppm	97
3) Pyridine	2.611	79	63032	10.241 ppm	95
4) N-Nitrosodimethylamine	2.579	74	25862	10.933 ppm	89
5) 2-Picoline	3.188	93	70657	10.695 ppm	99
6) N-Nitrosomethylamine	3.263	42	39015	11.048 ppm	87
7) Methyl Methansulfonate	3.492	80	38579	10.786 ppm	96
9) N-Nitrosodiethylamine	3.813	102	31878	9.986 ppm	99
10) Ethyl Mathanesulfonate	4.048	79	51177	10.510 ppm	93
11) Benzaldehyde	4.347	106	53548	10.972 ppm	97
12) Aniline	4.433	93	105199	10.327 ppm	93
14) Phenol	4.395	94	87479	9.861 ppm	99
15) bis(2-Clethyl)Ether	4.475	93	61362	9.982 ppm	93
16) Pentachloroethane	4.475	117	26282	10.715 ppm	100
17) 2-Chlorophenol	4.534	128	76805	10.349 ppm	97
18) 1,3-Diclbenzene	4.673	146	81159	10.604 ppm	98
19) 1,4-Dichlorobenzene	4.737	146	83519	10.459 ppm	98
20) 1,2-Diclbenzene	4.871	146	76654	10.287 ppm	94
21) Benzyl Alcohol	4.828	79	56650	10.103 ppm	98
22) 1-Methyl-2-pyrrolidinone	4.849	99	47443	11.154 ppm	97
23) 2,2'-oxybis(1-Chloropr...	4.951	45	84720	10.213 ppm	95
24) 2-Methylphenol	4.929	108	62071	10.159 ppm	97
25) 3+4-Methylphenol	5.068	108	66110	10.303 ppm	95
26) Acetophenone	5.068	105	99363	10.292 ppm	91
27) N-Nitroso-Di-n-propyla...	5.068	70	56180	10.295 ppm	96
28) N-Nitrosopyrrolidine	5.052	100	36098	9.940 ppm	83
29) N-Nitrosomorpholine	5.084	56	47340	10.083 ppm	99
30) o-Toluidine	5.106	106	114721	10.412 ppm	97
31) Hexachloroethane	5.175	117	33975	10.992 ppm	96
32) o,o,o-Triethylphosphor...	5.619	198	37094	10.605 ppm	91
33) Alpha-terpinol	5.907	121	21668	10.475 ppm	94
36) Nitrobenzene	5.229	77	78435	10.620 ppm	99
37) N-Nitrosopiperidine	5.368	42	54897	10.580 ppm	98
38) Isophorone	5.448	82	131481	10.487 ppm	99

Quantitation Report (QT Reviewed)

Data Path : I:\ACQUDATA\5973A\DATA\070221\
Data File : EE446.D
Acq On : 2 Jul 2021 12:48 pm
Operator : JMisiurewicz
Sample : 10 ppm STD
Misc : Initial Calibration 8270D/625
ALS Vial : 7 Sample Multiplier: 1

Quant Time: Jul 02 15:11:47 2021
Quant Method : I:\ACQUDATA\5973A\METHODS\8270070221A.M
Quant Title : 8270 BNA ANALYSIS
QLast Update : Fri Jul 02 15:11:16 2021
Response via : Initial Calibration

Compound	R.T.	QIon	Response	Conc Units		Dev(Min)
39) 2-Nitrophenol	5.522	139	43436	11.107 ppm		99
40) 2,4-Dimethylphenol	5.555	107	79028	10.403 ppm		96
41) bis(-2-Chloroethoxy)Me...	5.645	93	64409	10.149 ppm		96
42) Benzoic Acid	5.624	105	13542	16.977 ppm	#	64
43) 2,4-Dichlorophenol	5.752	162	64234	10.671 ppm		96
44) a,a-Dimethylphenethyla...	5.795	58	164626m	10.856 ppm		
45) 1,2,4-Trichlorobenzene	5.832	180	67238	10.830 ppm		95
46) Naphthalene	5.907	128	210990	10.687 ppm		99
47) 4-Chloroaniline	5.955	127	81625	10.307 ppm		98
48) 2,6-Dichlorophenol	5.960	162	59348	10.761 ppm		95
49) Hexachlorobutadiene	6.019	225	39975	11.215 ppm		92
50) Hexachloropropene	5.987	213	43914	11.260 ppm		92
51) 4-Chloro-3-methylphenol	6.420	107	63613	10.737 ppm		97
52) N-N-di-n-butylamine	6.270	84	61421	10.799 ppm		88
53) Caprolactam	6.270	113	21935m	10.567 ppm		
54) p-Phenylenediamine	6.292	80	32480	11.986 ppm		96
55) Safrole	6.484	162	52363	10.334 ppm		97
56) 2-Methylnaphthalene	6.570	142	135641	10.551 ppm		98
57) 1-Methylnaphthalene	6.666	142	132035	10.436 ppm		94
59) Hexachlorocyclopentadiene	6.724	237	9791	10.093 ppm		90
60) 1,2,4,5-Tetrachloroben...	6.735	216	62125	10.677 ppm		95
61) 1,2,3,4-Tetrachloroben...	7.008	216	63136	10.751 ppm		99
62) 2,4,6-Trichlorophenol	6.847	196	44000	10.479 ppm		99
63) 2,4,5-Trichlorophenol	6.885	196	41368	10.066 ppm		96
65) Isosafrole	6.986	104	27169	10.007 ppm	#	48
66) 1,1'-Biphenyl	7.024	154	175869	10.420 ppm		95
67) 2-Chloronaphthalene	7.045	162	130057	10.490 ppm		98
68) 2-Nitroaniline	7.141	65	41771	10.436 ppm		94
69) 1,4-Naphthoquinone	7.221	158	41341	12.708 ppm		94
70) m-Dinitrobenzene	7.355	168	22392	9.762 ppm		93
71) Acenaphthylene	7.451	152	198823	10.614 ppm		98
72) Dimethyl phthalate	7.323	163	149675	10.697 ppm		98
73) 2,6-Dinitrotoluene	7.382	165	33419	10.333 ppm		93
74) Acenaphthene	7.622	153	139898	10.528 ppm		94
75) 3-Nitroaniline	7.547	138	39480	10.857 ppm		93
76) 2,4-Dinitrophenol	7.654	184	8798	8.826 ppm		87
77) Dibenzofuran	7.793	168	184112	10.435 ppm		98
78) 2,4-Dinitrotoluene	7.777	165	43963	10.088 ppm		91
79) 4-Nitrophenol	7.718	65	29574	10.047 ppm		94
80) Pentachlorobenzene	7.750	250	58120	11.148 ppm		99
81) 1-Napthylamine	7.868	143	111689	10.246 ppm		95
82) 2-Napthylamine	7.948	143	123403	10.408 ppm		97
83) 2,3,4,6-Tetrachlorophenol	7.916	232	30442	10.693 ppm		90
84) Fluorene	8.129	166	154860	10.929 ppm		99
85) 4-Chlorophenyl-phenyle...	8.129	204	70900	10.867 ppm		97
86) Diethylphthalate	8.017	149	137603	9.958 ppm		98
87) 4-Nitroaniline	8.145	138	41951	10.692 ppm		92
88) 5-Nitro-o-toluidine	8.140	152	41611	9.825 ppm		93
90) Sulfotepp	8.402	322	23008	9.905 ppm		97
91) Octachlorocyclopentene	8.380	307	18948	12.488 ppm		93
93) Thionazin	8.097	107	22619	9.996 ppm		84
94) 4,6-Dinitro-2-methylph...	8.178	198	22578	10.069 ppm		85
95) Diphenylamine	8.247	169	235026	21.310 ppm		95
96) 1,2 Diphenylhydrazine	8.284	77	168941	11.362 ppm		93
97) N-Nitrosodiphenylamine	8.247	169	235026	21.319 ppm		95
98) 1,3,5-Trinirobenzene	8.519	74	28907	11.424 ppm	#	56

Quantitation Report (QT Reviewed)

Data Path : I:\ACQUDATA\5973A\DATA\070221\
Data File : EE446.D
Acq On : 2 Jul 2021 12:48 pm
Operator : JMisiurewicz
Sample : 10 ppm STD
Misc : Initial Calibration 8270D/625
ALS Vial : 7 Sample Multiplier: 1

Quant Time: Jul 02 15:11:47 2021
Quant Method : I:\ACQUDATA\5973A\METHODS\8270070221A.M
Quant Title : 8270 BNA ANALYSIS
QLast Update : Fri Jul 02 15:11:16 2021
Response via : Initial Calibration

	Compound	R.T.	QIon	Response	Conc	Units		Dev(Min)
99)	Diallate	8.530	86	48925	10.535	ppm		93
100)	Phorate	8.541	121	28026	10.208	ppm	#	84
101)	Phenacetin	8.546	108	81845	11.378	ppm		90
102)	4-Bromophenyl-phenylether	8.610	248	42263	11.571	ppm		92
103)	Hexachlorobenzene	8.669	284	49666	11.731	ppm		97
104)	Dimethoate	8.701	87	44643	11.662	ppm		98
105)	Atrazine	8.770	215	21678	12.089	ppm		98
106)	Pentachlorophenol	8.872	266	19049	10.405	ppm		94
107)	4-Aminobiphenyl	8.867	169	165868	11.162	ppm		98
108)	Pentachloronitrobenzene	8.877	237	17912	11.312	ppm		91
109)	Pronamide	8.925	173	75091	11.107	ppm		99
110)	Dinoseb	9.048	211	28216	9.014	ppm		98
111)	Disulfoton	9.054	88	77181	9.900	ppm		93
112)	Phenanthrene	9.080	178	201328	10.654	ppm		99
113)	Anthracene	9.128	178	196540	10.644	ppm		97
114)	Carbazole	9.289	167	209510	10.780	ppm		97
115)	Di-n-butylphthalate	9.631	149	247778	10.790	ppm		98
116)	4-Nitroquinonline-1-oxide	9.844	190	10243	11.395	ppm		96
117)	Fluoranthene	10.288	202	226690	11.079	ppm		99
119)	Methyl Parathion	9.422	109	41716	11.201	ppm		94
120)	Ethyl Parathion	9.807	97	35448	9.845	ppm		95
121)	Methapyrilene	9.919	58	55305	10.123	ppm		97
122)	Isodrin	10.117	193	20543	9.026	ppm		87
123)	Benzidine	10.437	184	134847	9.748	ppm		96
124)	Pyrene	10.544	202	243499	10.523	ppm		99
126)	Aramite	10.806	185	17036m	9.865	ppm		
127)	p-(Dimethylamino)azobe...	10.913	120	67063	10.461	ppm		96
128)	Chlorobenzilate	10.971	139	89206	10.073	ppm		86
129)	Butyl benzyl phthalate	11.404	149	120658	9.582	ppm		98
130)	3,3-Dimethylbenzidine	11.377	212	149369	9.657	ppm		97
131)	2-Acetylaminofluorene	11.762	181	99579	9.444	ppm		99
132)	3,3'-Dichlorobenzidine	12.243	252	89592	9.745	ppm		94
133)	Benzo(a)anthracene	12.275	228	234930	10.144	ppm		100
134)	Chrysene	12.334	228	221503	10.553	ppm		97
135)	bis(2-Ethylhexyl)phtha...	12.382	149	161830	9.053	ppm		97
137)	Di-n-octyl phthalate	13.696	149	260349	9.034	ppm		96
138)	7,12-Dimethylbenz(a)an...	14.364	256	109678	10.116	ppm		98
139)	Benzo(b)Fluoranthene	14.364	252	226392	10.395	ppm		99
140)	Benzo(k)fluoranthene	14.428	252	221954	11.127	ppm		96
141)	Benzo(a)pyrene	15.063	252	173935	10.334	ppm		95
142)	3-Methylcholanthrene	15.854	268	117918	9.844	ppm		97
143)	Indeno(1,2,3-cd)Pyrene	17.158	276	200240	10.633	ppm		95
144)	Dibenz(a,h)anthracene	17.206	278	204735	10.425	ppm		100
145)	Benzo(g,h,i)perylene	17.596	276	198899	10.568	ppm		97

(#) = qualifier out of range (m) = manual integration (+) = signals summed

Quantitation Report (QT Reviewed)

Data Path : I:\ACQUDATA\5973A\DATA\070221\
Data File : EE446.D
Acq On : 2 Jul 2021 12:48 pm
Operator : JMisiurewicz
Sample : 10 ppm STD
Misc : Initial Calibration 8270D/625
ALS Vial : 7 Sample Multiplier: 1

Quant Time: Jul 02 15:11:47 2021
Quant Method : I:\ACQUDATA\5973A\METHODS\8270070221A.M
Quant Title : 8270 BNA ANALYSIS
QLast Update : Fri Jul 02 15:11:16 2021
Response via : Initial Calibration

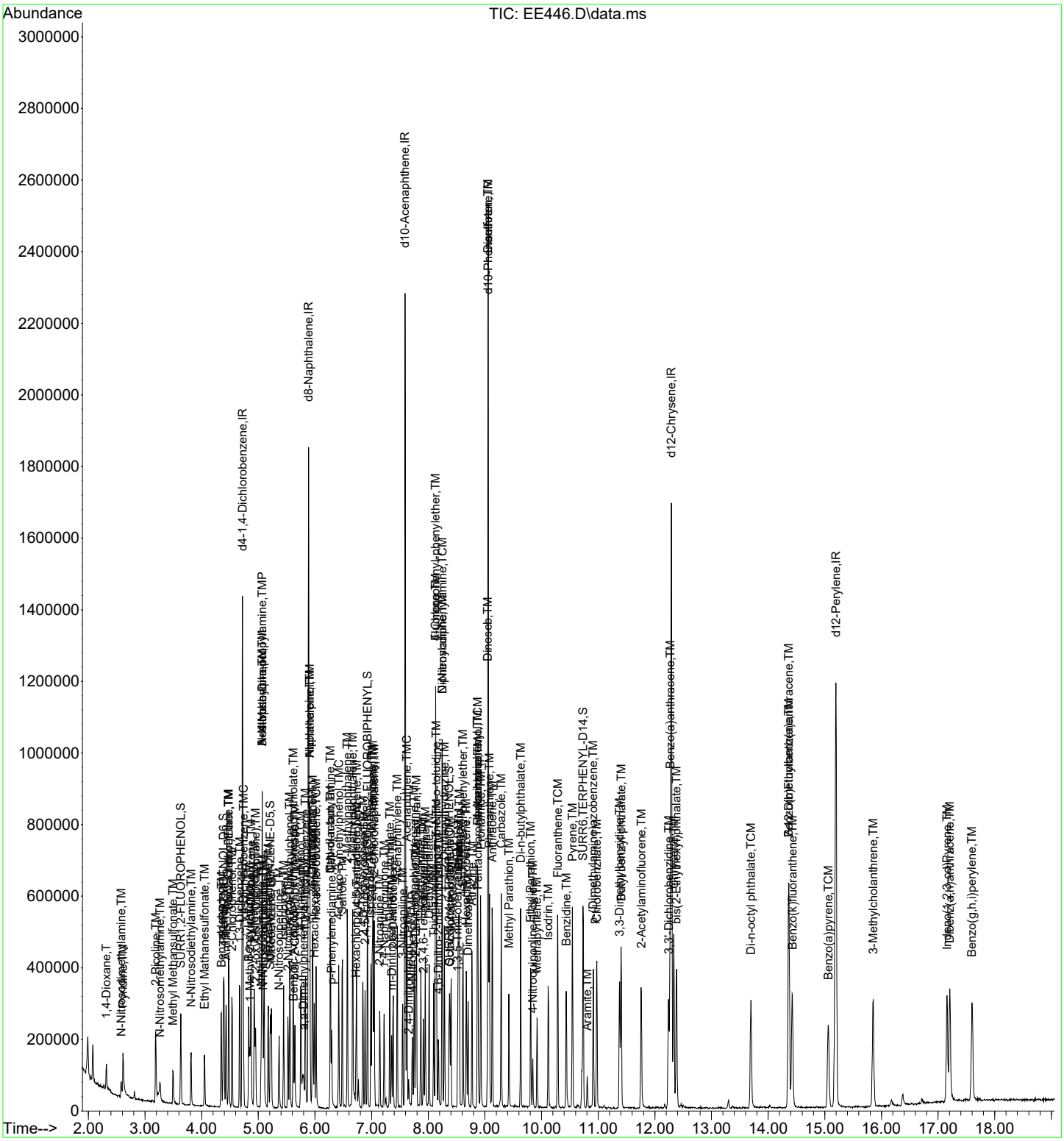

Quantitation Report (Qedit)

Data Path : I:\ACQUDATA\5973A\DATA\070221\
Data File : EE447.D
Acq On : 2 Jul 2021 1:16 pm
Operator : JMisiurewicz
Sample : 40 ppm STD
Misc : Initial Calibration 8270D/625
ALS Vial : 8 Sample Multiplier: 1

Quant Time: Jul 02 15:11:53 2021
Quant Method : I:\ACQUDATA\5973A\METHODS\8270070221A.M
Quant Title : 8270 BNA ANALYSIS
QLast Update : Fri Jul 02 15:11:16 2021
Response via : Initial Calibration

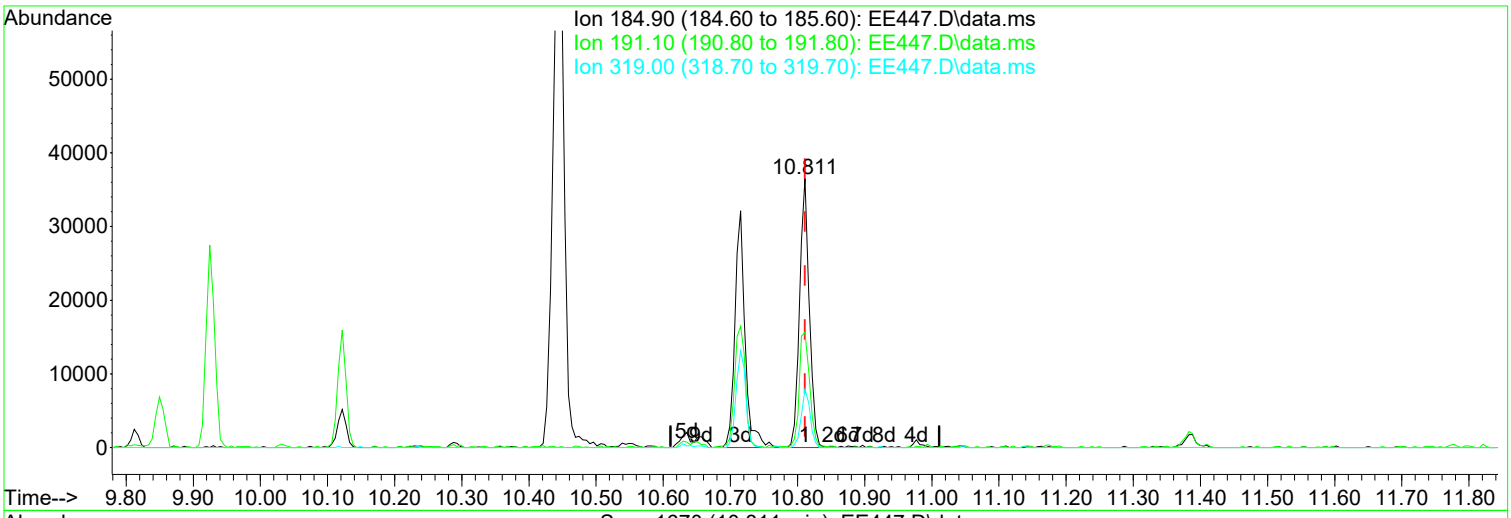

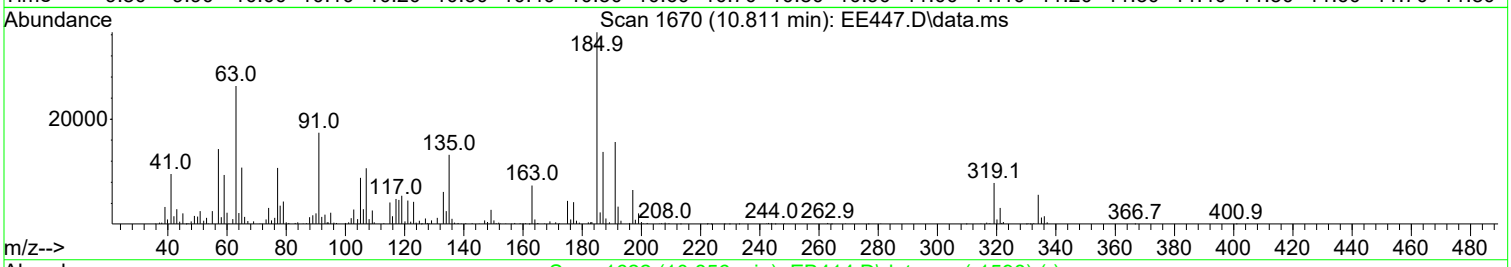



TIC: EE447.D\data.ms

(126) Aramite (TM)

10.811min (0.000) 38.21 ppm m

response 70600

Ion	Exp%	Act%
184.90	100.00	100.00
191.10	46.30	42.87
319.00	20.60	21.60
0.00	0.00	0.00

Manual Integration:

After

Split Peak.

07/02/21

Quantitation Report (Qedit)

Data Path : I:\ACQUDATA\5973A\DATA\070221\
Data File : EE447.D
Acq On : 2 Jul 2021 1:16 pm
Operator : JMisiurewicz
Sample : 40 ppm STD
Misc : Initial Calibration 8270D/625
ALS Vial : 8 Sample Multiplier: 1

Quant Time: Jul 02 15:11:53 2021
Quant Method : I:\ACQUDATA\5973A\METHODS\8270070221A.M
Quant Title : 8270 BNA ANALYSIS
QLast Update : Fri Jul 02 15:11:16 2021
Response via : Initial Calibration

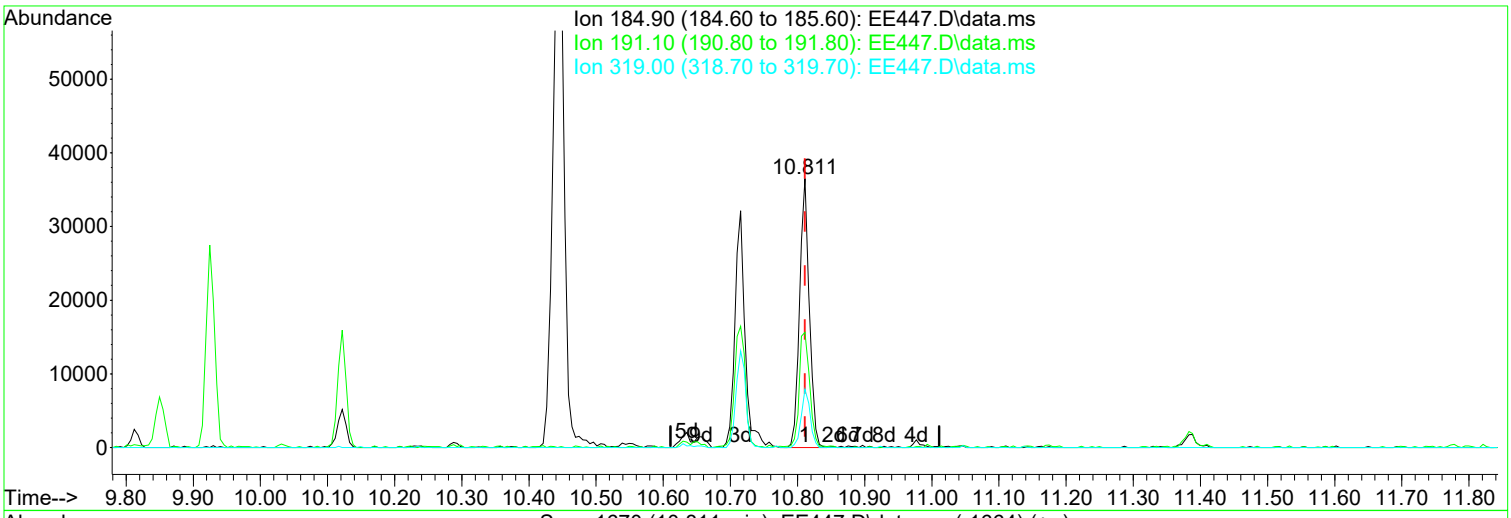





TIC: EE447.D\data.ms

(126) Aramite (TM)

10.811min (0.000) 19.77 ppm

response 36519

Ion	Exp%	Act%
184.90	100.00	100.00
191.10	46.30	42.48
319.00	20.60	21.60
0.00	0.00	0.00

Manual Integration:

Before

07/02/21

1st DM 07/07/21
2nd BA 07/07/21

Quantitation Report (Qedit)

Data Path : I:\ACQUDATA\5973A\DATA\070221\
Data File : EE447.D
Acq On : 2 Jul 2021 1:16 pm
Operator : JMisiurewicz
Sample : 40 ppm STD
Misc : Initial Calibration 8270D/625
ALS Vial : 8 Sample Multiplier: 1

Quant Time: Jul 02 15:11:53 2021
Quant Method : I:\ACQUDATA\5973A\METHODS\8270070221A.M
Quant Title : 8270 BNA ANALYSIS
QLast Update : Fri Jul 02 15:11:16 2021
Response via : Initial Calibration

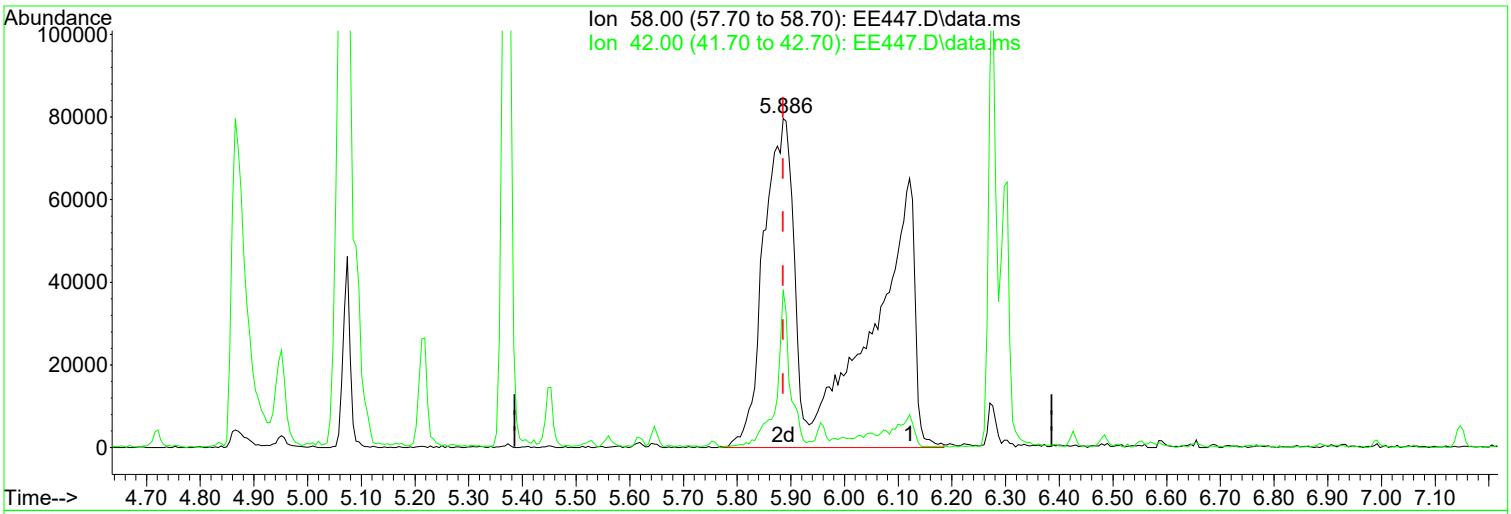

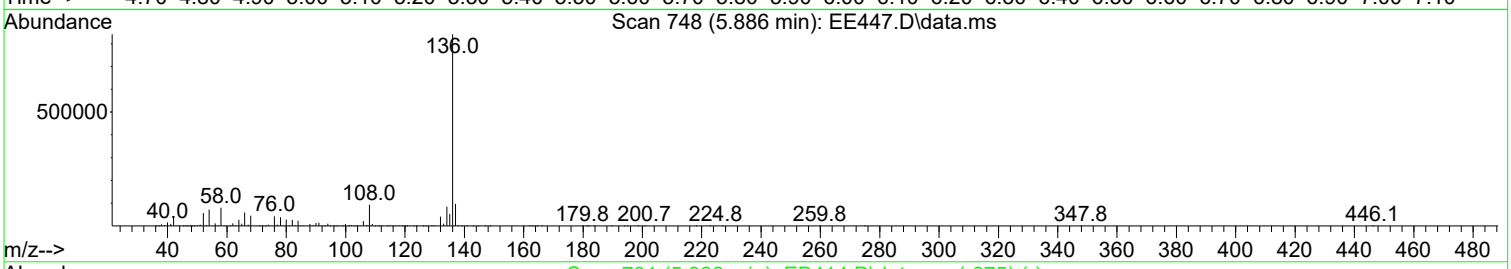

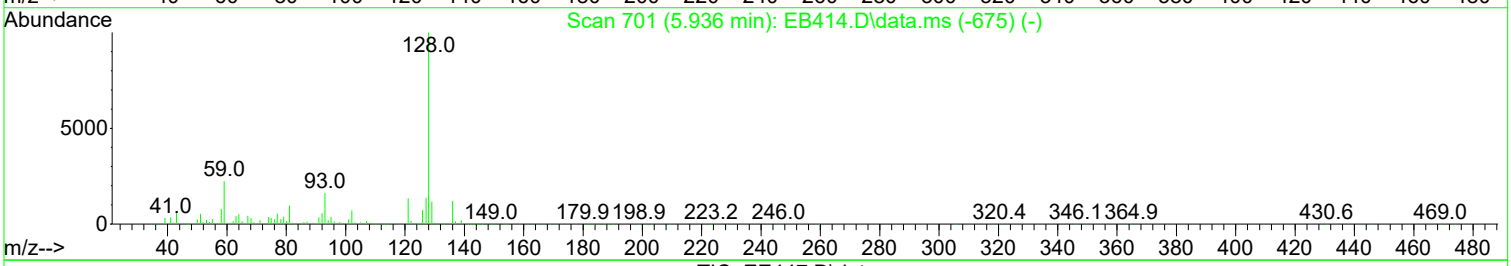

TIC: EE447.D\data.ms

(44) a,a-Dimethylphenethylamine (TM)

5.886min (0.000) 42.21 ppm m

response 653935

Ion	Exp%	Act%
58.00	100.00	100.00
42.00	7.30	47.95#
0.00	0.00	0.00
0.00	0.00	0.00

Manual Integration:

After

Poor integration.

07/02/21

Quantitation Report (Qedit)

1st DM 07/07/21
2nd BA 07/07/21

Data Path : I:\ACQUDATA\5973A\DATA\070221\
Data File : EE447.D
Acq On : 2 Jul 2021 1:16 pm
Operator : JMisiurewicz
Sample : 40 ppm STD
Misc : Initial Calibration 8270D/625
ALS Vial : 8 Sample Multiplier: 1

Quant Time: Jul 02 15:11:53 2021
Quant Method : I:\ACQUDATA\5973A\METHODS\8270070221A.M
Quant Title : 8270 BNA ANALYSIS
QLast Update : Fri Jul 02 15:11:16 2021
Response via : Initial Calibration

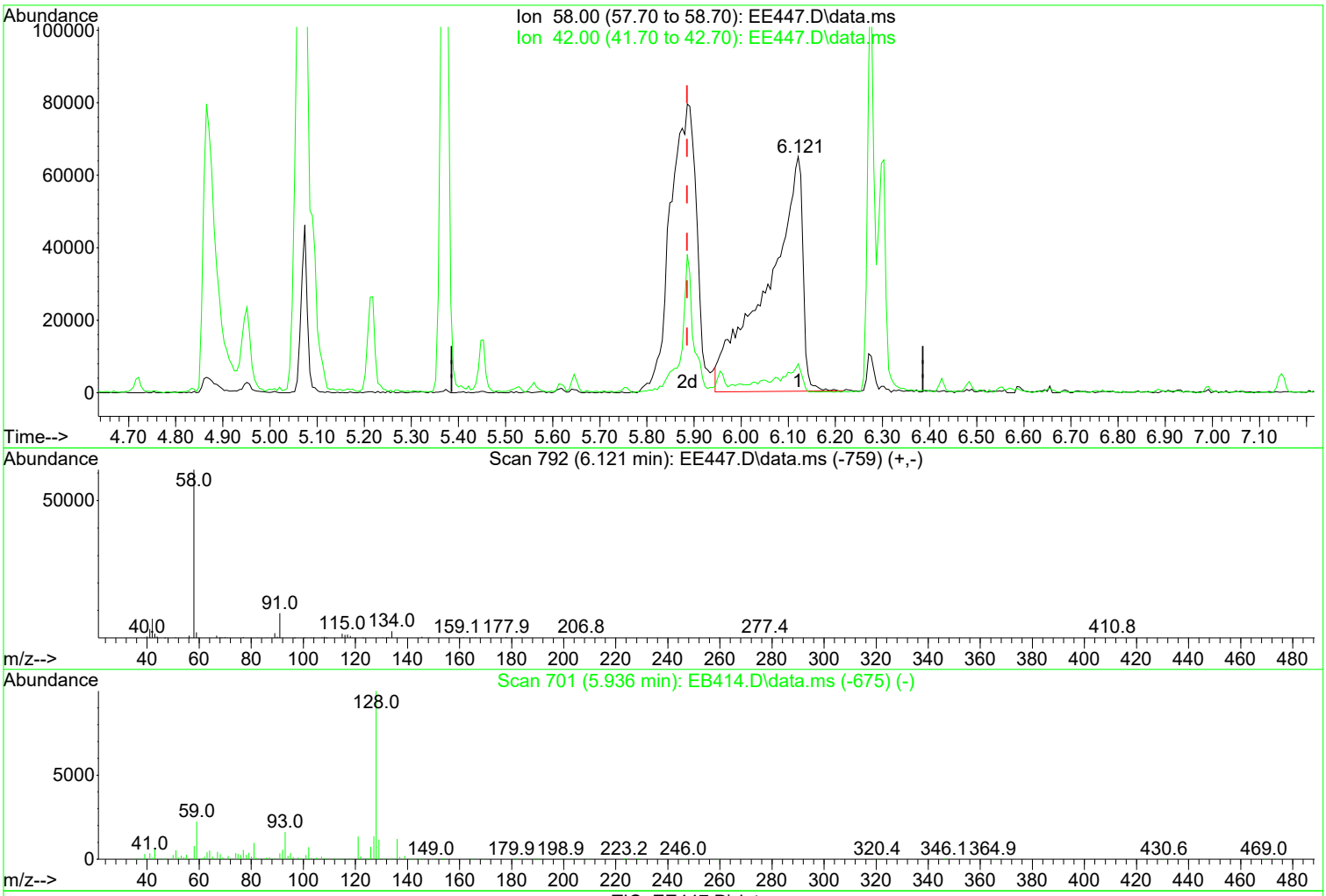

TIC: EE447.D\data.ms

(44) a,a-Dimethylphenethylamine (TM)

6.121min (+ 0.235) 21.66 ppm

response 335615

Ion	Exp%	Act%
58.00	100.00	100.00
42.00	7.30	11.30
0.00	0.00	0.00
0.00	0.00	0.00

Manual Integration:

Before

07/02/21

1st DM 07/07/21
2nd BA 07/07/21

Quantitation Report (QT Reviewed)

Data Path : I:\ACQUDATA\5973A\DATA\070221\
Data File : EE447.D
Acq On : 2 Jul 2021 1:16 pm
Operator : JMisiurewicz
Sample : 40 ppm STD
Misc : Initial Calibration 8270D/625
ALS Vial : 8 Sample Multiplier: 1

Quant Time: Jul 02 15:11:53 2021
Quant Method : I:\ACQUDATA\5973A\METHODS\8270070221A.M
Quant Title : 8270 BNA ANALYSIS
QLast Update : Fri Jul 02 15:11:16 2021
Response via : Initial Calibration

Compound	R.T.	QIon	Response	Conc	Units	Dev(Min)
Internal Standards						
1) d4-1,4-Dichlorobenzene	4.721	152	220752	40.00	ppm	0.00
34) d8-Naphthalene	5.886	136	851144	40.00	ppm	0.00
58) d10-Acenaphthene	7.595	164	483378	40.00	ppm	0.00
92) d10-Phenanthrene	9.059	188	890228	40.00	ppm	0.00
118) d12-Chrysene	12.302	240	817804	40.00	ppm	0.00
136) d12-Perylene	15.202	264	854802	40.00	ppm	0.00
System Monitoring Compounds						
8) SURR1,2-FLUOROPHENOL	3.631	112	279792	40.87	ppm	0.00
Spiked Amount 20.000	Range 10 - 70		Recovery = 204.35%#			
13) SURR2,PHENOL-D6	4.385	99	365549	41.78	ppm	0.00
Spiked Amount 20.000	Range 10 - 107		Recovery = 208.90%#			
35) SURR4,NITROBENZENE-D5	5.213	82	318447	40.37	ppm	0.00
Spiked Amount 10.000	Range 31 - 110		Recovery = 403.70%#			
64) SURR5,2-FLUOROBIPHENYL	6.928	172	662723	41.28	ppm	0.00
Spiked Amount 10.000	Range 31 - 118		Recovery = 412.80%#			
89) SURR3,2,4,6-TRIBROMOPH...	8.375	330	98011	43.58	ppm	0.00
Spiked Amount 20.000	Range 35 - 141		Recovery = 217.90%#			
125) SURR6,TERPHENYL-D14	10.736	244	802694	41.81	ppm	0.00
Spiked Amount 10.000	Range 10 - 165		Recovery = 418.10%#			
Target Compounds						Qvalue
2) 1,4-Dioxane	2.312	88	109723	40.636	ppm	100
3) Pyridine	2.600	79	264029	41.740	ppm	98
4) N-Nitrosodimethylamine	2.568	74	139317	46.874	ppm	94
5) 2-Picoline	3.183	93	289223	42.597	ppm	99
6) N-Nitrosomethylamine	3.263	42	173506	47.804	ppm	95
7) Methyl Methansulfonate	3.498	80	153183	41.670	ppm	93
9) N-Nitrosodiethylamine	3.813	102	133935	40.824	ppm	96
10) Ethyl Mathanesulfonate	4.053	79	209826	41.925	ppm	95
11) Benzaldehyde	4.347	106	200993	40.072	ppm	99
12) Aniline	4.433	93	425574	40.647	ppm	86
14) Phenol	4.401	94	371926	40.791	ppm	94
15) bis(2-Clethyl)Ether	4.481	93	251600	39.823	ppm	97
16) Pentachloroethane	4.475	117	104383	41.405	ppm	99
17) 2-Chlorophenol	4.540	128	321058	42.093	ppm	95
18) 1,3-Diclbenzene	4.673	146	325591	41.391	ppm	97
19) 1,4-Dichlorobenzene	4.737	146	332682	40.537	ppm	99
20) 1,2-Diclbenzene	4.871	146	325633	42.520	ppm	95
21) Benzyl Alcohol	4.833	79	244482	42.423	ppm	99
22) 1-Methyl-2-pyrrolidinone	4.865	99	194536	44.501	ppm	95
23) 2,2'-oxybis(1-Chloropr...	4.951	45	343582	40.299	ppm	96
24) 2-Methylphenol	4.940	108	259363	41.302	ppm	96
25) 3+4-Methylphenol	5.074	108	279627	42.402	ppm	96
26) Acetophenone	5.074	105	399491	40.262	ppm	86
27) N-Nitroso-Di-n-propyla...	5.074	70	225820	40.263	ppm	96
28) N-Nitrosopyrrolidine	5.063	100	154670	41.440	ppm	87
29) N-Nitrosomorpholine	5.090	56	198837	41.206	ppm	95
30) o-Toluidine	5.106	106	470576	41.557	ppm	88
31) Hexachloroethane	5.175	117	133287	41.956	ppm	92
32) o,o,o-Triethylphosphor...	5.619	198	154043	42.852	ppm	96
33) Alpha-terpinol	5.912	121	87287	41.057	ppm	97
36) Nitrobenzene	5.234	77	312898	41.470	ppm	99
37) N-Nitrosopiperidine	5.368	42	223606	42.184	ppm	90
38) Isophorone	5.453	82	533404	41.643	ppm	99

1st DM 07/07/21
2nd BA 07/07/21

Data Path : I:\ACQUDATA\5973A\DATA\070221\
Data File : EE447.D
Acq On : 2 Jul 2021 1:16 pm
Operator : JMisiurewicz
Sample : 40 ppm STD
Misc : Initial Calibration 8270D/625
ALS Vial : 8 Sample Multiplier: 1

Quant Time: Jul 02 15:11:53 2021
Quant Method : I:\ACQUDATA\5973A\METHODS\8270070221A.M
Quant Title : 8270 BNA ANALYSIS
QLast Update : Fri Jul 02 15:11:16 2021
Response via : Initial Calibration

	Compound	R.T.	QIon	Response	Conc	Units		Dev(Min)
39)	2-Nitrophenol	5.528	139	175369	43.894	ppm		95
40)	2,4-Dimethylphenol	5.560	107	330394	42.572	ppm		94
41)	bis(-2-Chloroethoxy)Me...	5.645	93	276434	42.639	ppm		99
42)	Benzoic Acid	5.651	105	134992	83.989	ppm		98
43)	2,4-Dichlorophenol	5.758	162	271412	44.135	ppm		97
44)	a,a-Dimethylphenethyla...	5.886	58	653935m	42.211	ppm		
45)	1,2,4-Trichlorobenzene	5.832	180	278948	43.979	ppm		98
46)	Naphthalene	5.907	128	844440	41.866	ppm		99
47)	4-Chloroaniline	5.955	127	336444	41.584	ppm		97
48)	2,6-Dichlorophenol	5.966	162	246269	43.710	ppm		94
49)	Hexachlorobutadiene	6.019	225	159524	43.807	ppm		97
50)	Hexachloropropene	5.993	213	187096	46.960	ppm		94
51)	4-Chloro-3-methylphenol	6.425	107	262042	43.294	ppm		95
52)	N-N-di-n-butylamine	6.276	84	213294	36.707	ppm		98
53)	Caprolactam	6.302	113	88631	41.795	ppm		88
54)	p-Phenylenediamine	6.302	80	102190	36.913	ppm		97
55)	Safrole	6.484	162	223894	43.254	ppm		97
56)	2-Methylnaphthalene	6.575	142	563713	42.920	ppm		99
57)	1-Methylnaphthalene	6.671	142	544846	42.152	ppm		97
59)	Hexachlorocyclopentadiene	6.724	237	85987	50.674	ppm		99
60)	1,2,4,5-Tetrachloroben...	6.735	216	262400	43.130	ppm		98
61)	1,2,3,4-Tetrachloroben...	7.013	216	265733	43.276	ppm		99
62)	2,4,6-Trichlorophenol	6.847	196	193604	44.100	ppm		98
63)	2,4,5-Trichlorophenol	6.890	196	180235	41.946	ppm		96
65)	Isosafrole	6.992	104	114208	40.234	ppm	#	36
66)	1,1'-Biphenyl	7.029	154	719426	40.766	ppm		99
67)	2-Chloronaphthalene	7.050	162	541441	41.768	ppm		99
68)	2-Nitroaniline	7.147	65	167991	40.141	ppm		94
69)	1,4-Naphthoquinone	7.221	158	156009	45.865	ppm		87
70)	m-Dinitrobenzene	7.360	168	98958	41.262	ppm		94
71)	Acenaphthylene	7.456	152	807907	41.251	ppm		99
72)	Dimethyl phthalate	7.328	163	593880	40.595	ppm		99
73)	2,6-Dinitrotoluene	7.387	165	139107	41.138	ppm		93
74)	Acenaphthene	7.627	153	573839	41.304	ppm		97
75)	3-Nitroaniline	7.553	138	164564	43.285	ppm		93
76)	2,4-Dinitrophenol	7.659	184	65908	43.503	ppm		78
77)	Dibenzofuran	7.793	168	770999	41.793	ppm		97
78)	2,4-Dinitrotoluene	7.788	165	197149	43.266	ppm		94
79)	4-Nitrophenol	7.729	65	138351	44.954	ppm		97
80)	Pentachlorobenzene	7.756	250	233449	42.829	ppm		100
81)	1-Napthylamine	7.873	143	451199	39.588	ppm		99
82)	2-Napthylamine	7.953	143	495985	40.009	ppm		98
83)	2,3,4,6-Tetrachlorophenol	7.916	232	141136	47.414	ppm		97
84)	Fluorene	8.135	166	643504	43.434	ppm		99
85)	4-Chlorophenyl-phenyle...	8.129	204	299790	43.948	ppm		97
86)	Diethylphthalate	8.023	149	601638	41.641	ppm		98
87)	4-Nitroaniline	8.162	138	181892	44.337	ppm		96
88)	5-Nitro-o-toluidine	8.151	152	189185	42.722	ppm		98
90)	Sulfotepp	8.407	322	108539	44.689	ppm		91
91)	Octachlorocyclopentene	8.381	307	92156	50.355	ppm		98
93)	Thionazin	8.103	107	97202	36.925	ppm		96
94)	4,6-Dinitro-2-methylph...	8.188	198	122323	41.956	ppm		91
95)	Diphenylamine	8.252	169	998328	77.812	ppm		97
96)	1,2 Diphenylhydrazine	8.290	77	631697	36.520	ppm		97
97)	N-Nitrosodiphenylamine	8.252	169	998328	77.845	ppm		97
98)	1,3,5-Trinirobenzene	8.536	74	136758	46.461	ppm	#	57

Quantitation Report (QT Reviewed)

Data Path : I:\ACQUDATA\5973A\DATA\070221\
Data File : EE447.D
Acq On : 2 Jul 2021 1:16 pm
Operator : JMisiurewicz
Sample : 40 ppm STD
Misc : Initial Calibration 8270D/625
ALS Vial : 8 Sample Multiplier: 1

Quant Time: Jul 02 15:11:53 2021
Quant Method : I:\ACQUDATA\5973A\METHODS\8270070221A.M
Quant Title : 8270 BNA ANALYSIS
QLast Update : Fri Jul 02 15:11:16 2021
Response via : Initial Calibration

	Compound	R.T.	QIon	Response	Conc Units	Dev(Min)
99)	Diallate	8.530	86	189871	35.147 ppm	99
100)	Phorate	8.541	121	119330	37.362 ppm	86
101)	Phenacetin	8.562	108	337514	40.336 ppm	96
102)	4-Bromophenyl-phenylether	8.616	248	167514	39.425 ppm	97
103)	Hexachlorobenzene	8.674	284	198120	40.227 ppm	94
104)	Dimethoate	8.712	87	159026	35.710 ppm	99
105)	Atrazine	8.781	215	85958	41.206 ppm	87
106)	Pentachlorophenol	8.877	266	97967	40.792 ppm	91
107)	4-Aminobiphenyl	8.872	169	720082	41.654 ppm	97
108)	Pentachloronitrobenzene	8.883	237	81240	44.102 ppm	97
109)	Pronamide	8.931	173	330301	41.997 ppm	97
110)	Dinoseb	9.054	211	161488	44.345 ppm	95
111)	Disulfoton	9.059	88	300526	38.126 ppm	96
112)	Phenanthrene	9.086	178	882204	40.131 ppm	98
113)	Anthracene	9.134	178	900419	41.920 ppm	99
114)	Carbazole	9.294	167	914021	40.429 ppm	100
115)	Di-n-butylphthalate	9.636	149	1089229	40.775 ppm	99
116)	4-Nitroquinonline-1-oxide	9.850	190	62812	45.349 ppm	97
117)	Fluoranthene	10.288	202	1024784	43.054 ppm	99
119)	Methyl Parathion	9.428	109	160402	40.259 ppm	93
120)	Ethyl Parathion	9.812	97	149955	38.929 ppm	96
121)	Methapyrilene	9.924	58	229565	39.277 ppm	99
122)	Isodrin	10.122	193	97241	39.936 ppm	97
123)	Benzidine	10.443	184	588696	39.780 ppm	98
124)	Pyrene	10.549	202	1077450	43.525 ppm	97
126)	Aramite	10.811	185	70600m	38.213 ppm	
127)	p-(Dimethylamino)azobe...	10.918	120	297169	43.330 ppm	95
128)	Chlorobenzilate	10.977	139	388275	40.980 ppm	90
129)	Butyl benzyl phthalate	11.410	149	527578	39.164 ppm	97
130)	3,3-Dimethylbenzidine	11.383	212	683799	41.323 ppm	99
131)	2-Acetylaminofluorene	11.773	181	462750	41.022 ppm	97
132)	3,3'-Dichlorobenzidine	12.248	252	412133	41.902 ppm	97
133)	Benzo(a)anthracene	12.280	228	1013884	40.921 ppm	98
134)	Chrysene	12.344	228	961930	42.838 ppm	99
135)	bis(2-Ethylhexyl)phtha...	12.387	149	680053	35.561 ppm	99
137)	Di-n-octyl phthalate	13.701	149	1188743	38.226 ppm	98
138)	7,12-Dimethylbenz(a)an...	14.385	256	502753	42.973 ppm	98
139)	Benzo(b)Fluoranthene	14.390	252	1015605	43.217 ppm	98
140)	Benzo(k)fluoranthene	14.449	252	929881	43.202 ppm	97
141)	Benzo(a)pyrene	15.074	252	782214	43.069 ppm	98
142)	3-Methylcholanthrene	15.870	268	539529	41.741 ppm	99
143)	Indeno(1,2,3-cd)Pyrene	17.174	276	845477	41.608 ppm	94
144)	Dibenz(a,h)anthracene	17.222	278	892479	42.114 ppm	99
145)	Benzo(g,h,i)perylene	17.617	276	832809	41.007 ppm	100

(#) = qualifier out of range (m) = manual integration (+) = signals summed

Quantitation Report (QT Reviewed)

1st [initials] 07/07/21
2nd BA 07/07/21

Data Path : I:\ACQUDATA\5973A\DATA\070221\
Data File : EE447.D
Acq On : 2 Jul 2021 1:16 pm
Operator : JMisiurewicz
Sample : 40 ppm STD
Misc : Initial Calibration 8270D/625
ALS Vial : 8 Sample Multiplier: 1

Quant Time: Jul 02 15:11:53 2021
Quant Method : I:\ACQUDATA\5973A\METHODS\8270070221A.M
Quant Title : 8270 BNA ANALYSIS
QLast Update : Fri Jul 02 15:11:16 2021
Response via : Initial Calibration

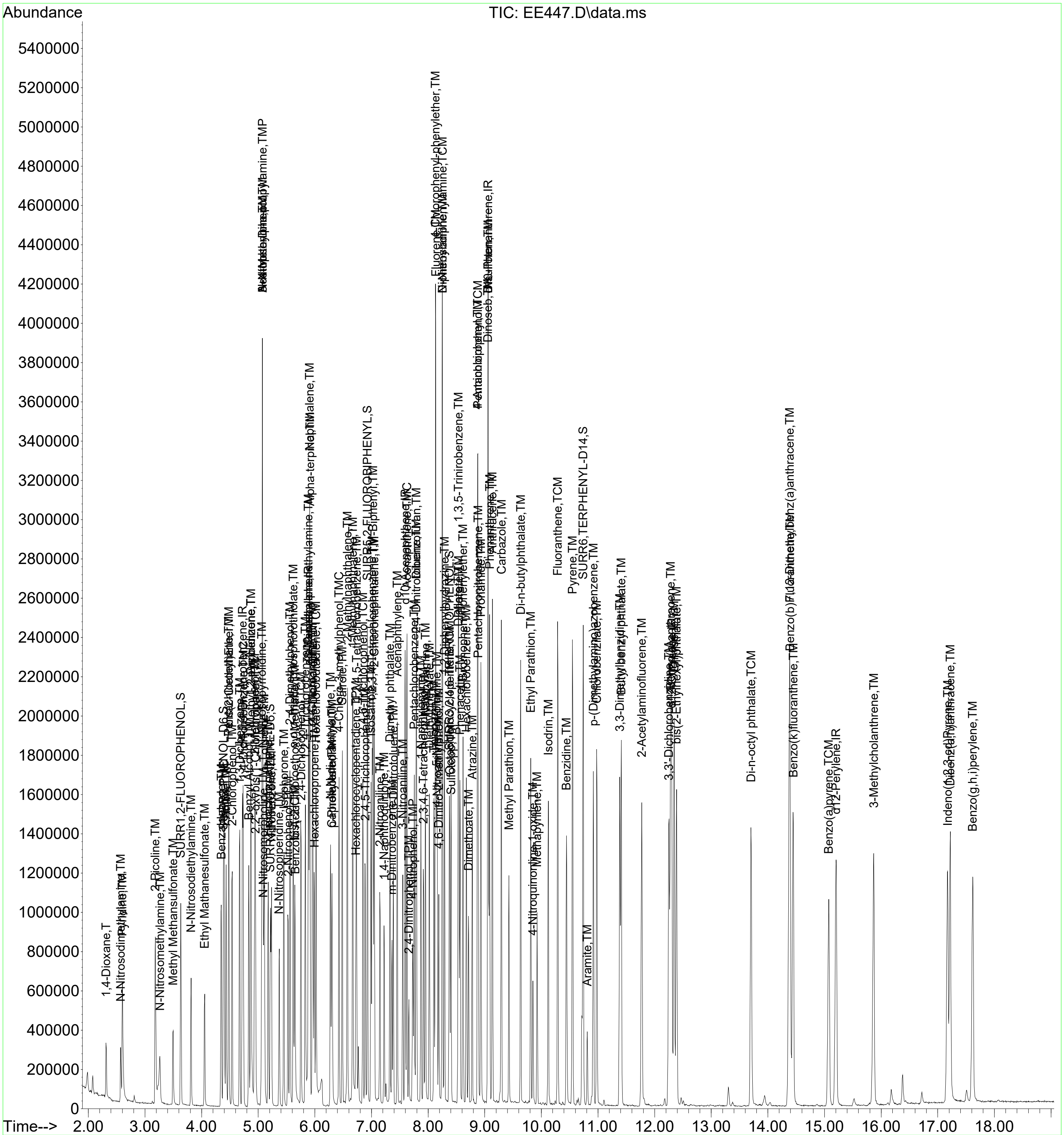

Quantitation Report (Qedit)

Data Path : I:\ACQUDATA\5973A\DATA\070221\
Data File : EE448.D
Acq On : 2 Jul 2021 1:50 pm
Operator : JMisiurewicz
Sample : 60 ppm STD
Misc : Initial Calibration 8270D/625
ALS Vial : 9 Sample Multiplier: 1

Quant Time: Jul 02 15:11:59 2021
Quant Method : I:\ACQUDATA\5973A\METHODS\8270070221A.M
Quant Title : 8270 BNA ANALYSIS
QLast Update : Fri Jul 02 15:11:16 2021
Response via : Initial Calibration

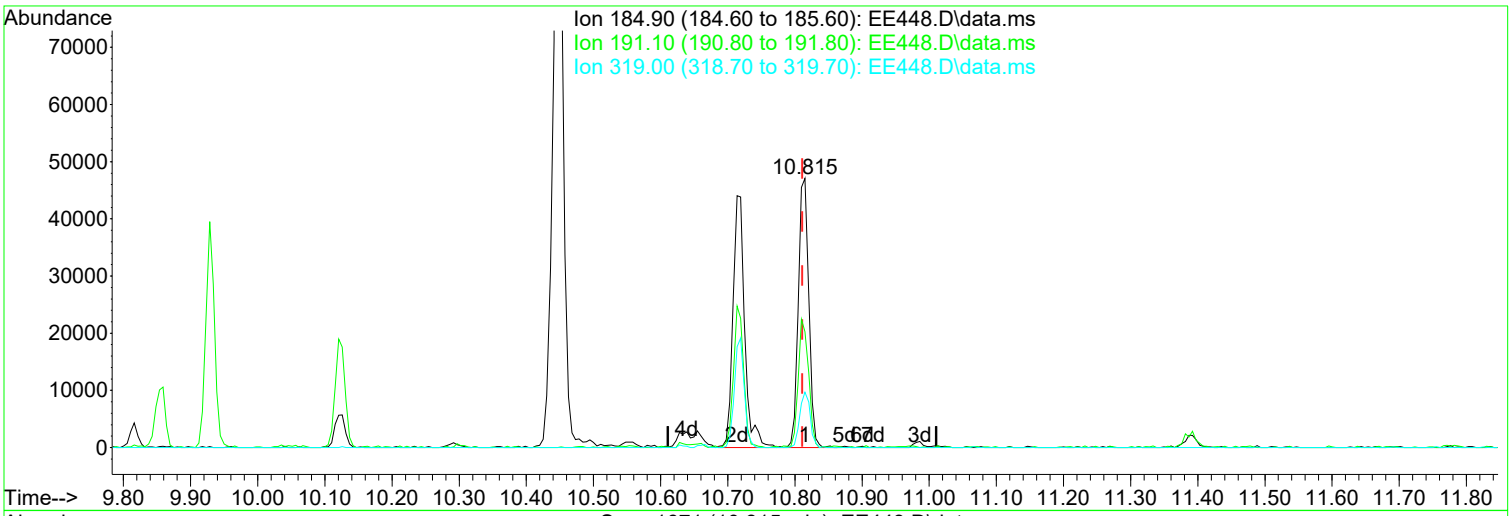

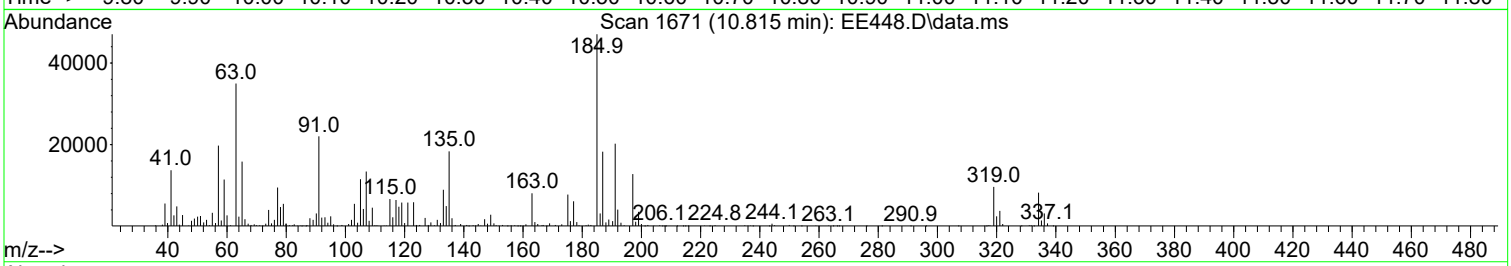



TIC: EE448.D\data.ms

(126) Aramite (TM)

10.815min (+ 0.004) 56.17 ppm m

response 104570

Ion	Exp%	Act%
184.90	100.00	100.00
191.10	46.30	43.10
319.00	20.60	20.62
0.00	0.00	0.00

Manual Integration:

After

Split Peak.

07/02/21

Quantitation Report (Qedit)

Data Path : I:\ACQUDATA\5973A\DATA\070221\
Data File : EE448.D
Acq On : 2 Jul 2021 1:50 pm
Operator : JMisiurewicz
Sample : 60 ppm STD
Misc : Initial Calibration 8270D/625
ALS Vial : 9 Sample Multiplier: 1

Quant Time: Jul 02 15:11:59 2021
Quant Method : I:\ACQUDATA\5973A\METHODS\8270070221A.M
Quant Title : 8270 BNA ANALYSIS
QLast Update : Fri Jul 02 15:11:16 2021
Response via : Initial Calibration

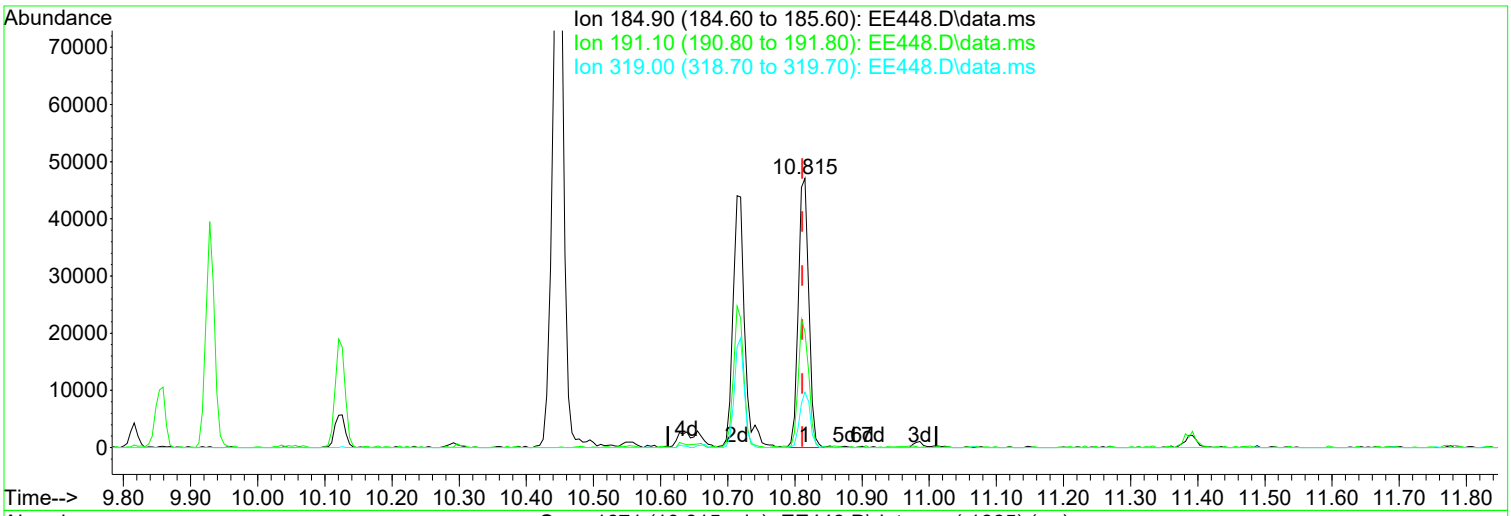

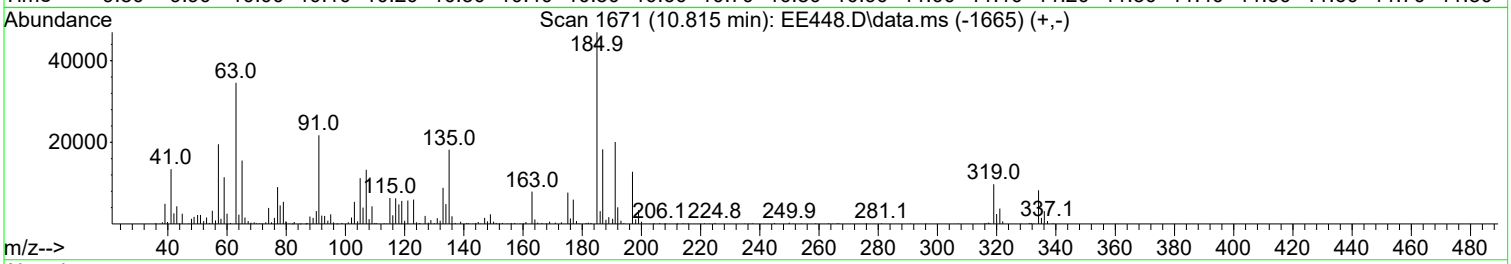



TIC: EE448.D\data.ms

(126) Aramite (TM)

10.815min (+ 0.004) 27.31 ppm

response 50843

Ion	Exp%	Act%
184.90	100.00	100.00
191.10	46.30	42.77
319.00	20.60	20.65
0.00	0.00	0.00

Manual Integration:

Before

07/02/21

1st DM 07/07/21
2nd BA 07/07/21

Quantitation Report (Qedit)

Data Path : I:\ACQUDATA\5973A\DATA\070221\
Data File : EE448.D
Acq On : 2 Jul 2021 1:50 pm
Operator : JMisiurewicz
Sample : 60 ppm STD
Misc : Initial Calibration 8270D/625
ALS Vial : 9 Sample Multiplier: 1

Quant Time: Jul 02 15:11:59 2021
Quant Method : I:\ACQUDATA\5973A\METHODS\8270070221A.M
Quant Title : 8270 BNA ANALYSIS
QLast Update : Fri Jul 02 15:11:16 2021
Response via : Initial Calibration

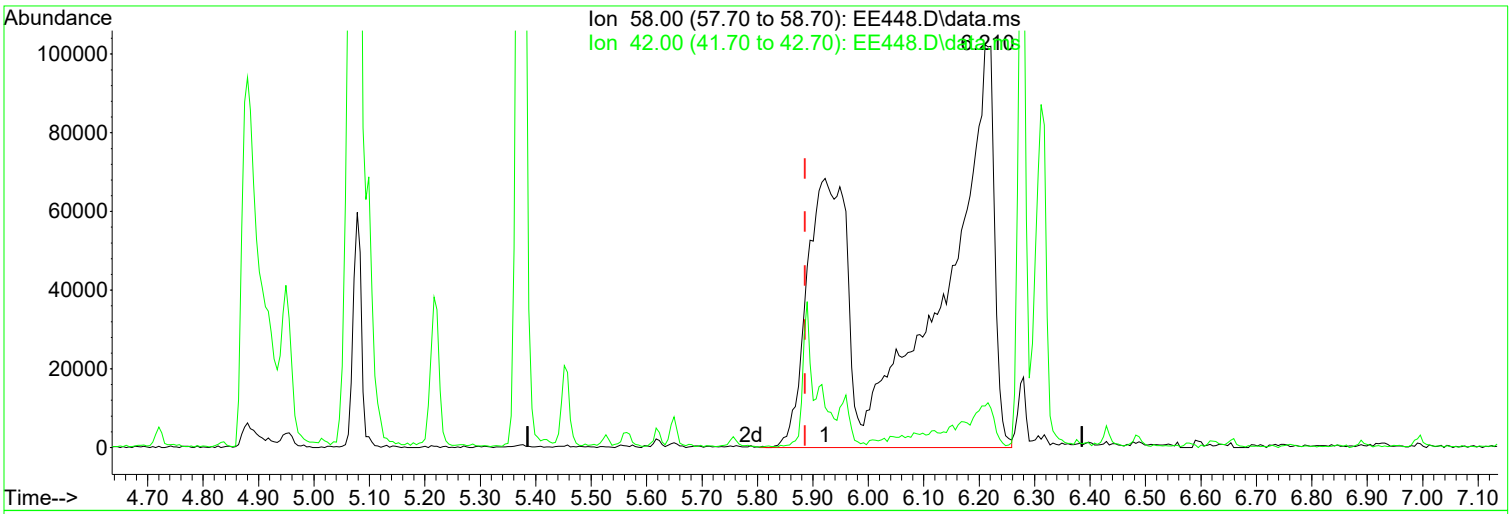

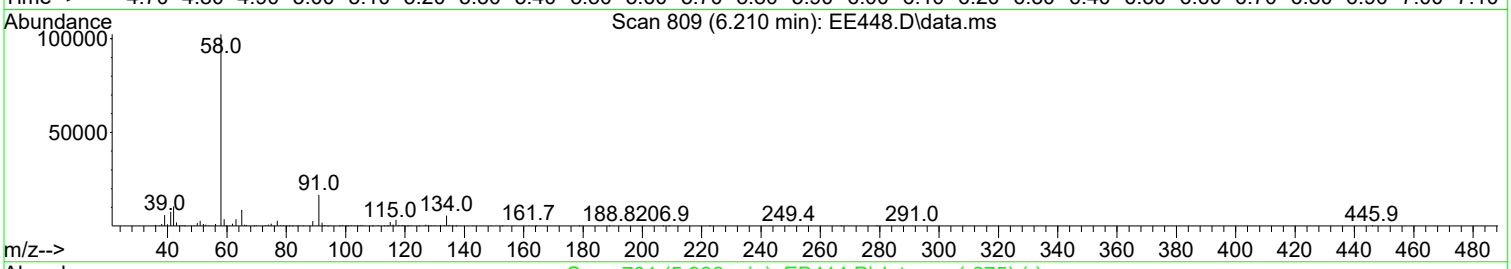

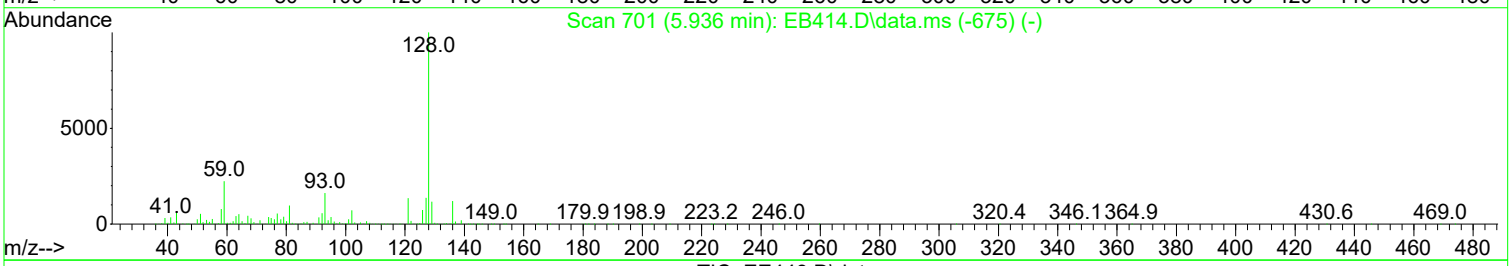

TIC: EE448.D\data.ms

(44) a,a-Dimethylphenethylamine (TM)

6.210min (+ 0.324) 59.94 ppm m

response 934110

Ion	Exp%	Act%
58.00	100.00	100.00
42.00	7.30	10.31
0.00	0.00	0.00
0.00	0.00	0.00

Manual Integration:

After

Poor integration.

07/02/21

1st DM 07/07/21
2nd BA 07/07/21

Quantitation Report (Qedit)

Data Path : I:\ACQUDATA\5973A\DATA\070221\
Data File : EE448.D
Acq On : 2 Jul 2021 1:50 pm
Operator : JMisiurewicz
Sample : 60 ppm STD
Misc : Initial Calibration 8270D/625
ALS Vial : 9 Sample Multiplier: 1

Quant Time: Jul 02 15:11:59 2021
Quant Method : I:\ACQUDATA\5973A\METHODS\8270070221A.M
Quant Title : 8270 BNA ANALYSIS
QLast Update : Fri Jul 02 15:11:16 2021
Response via : Initial Calibration

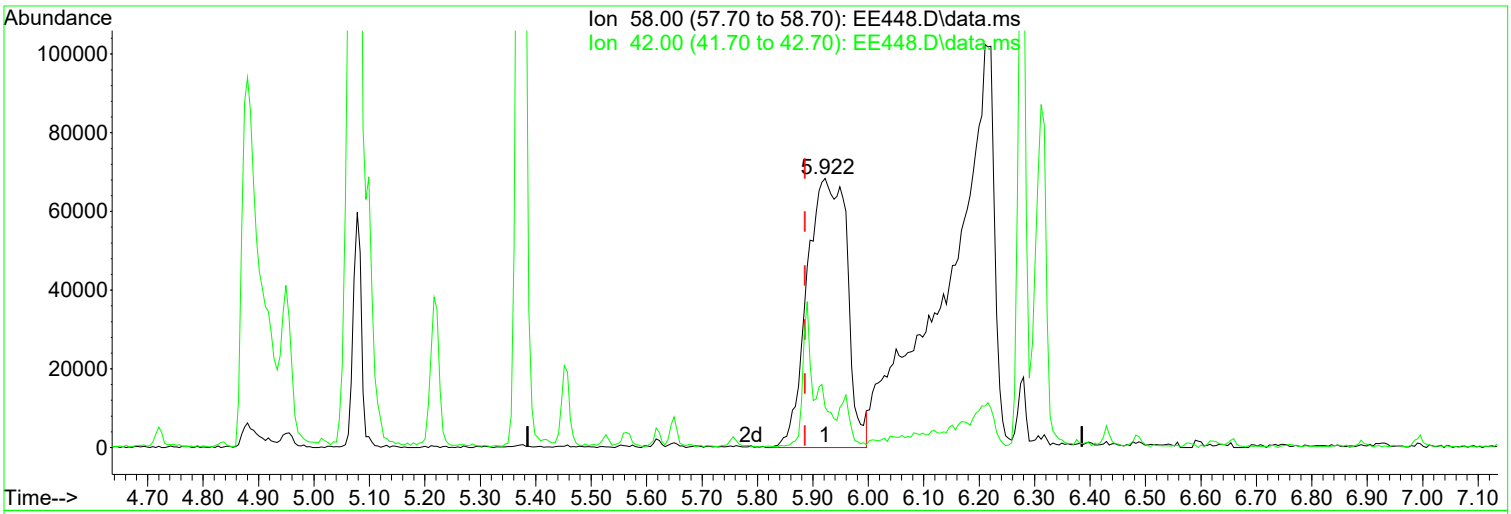

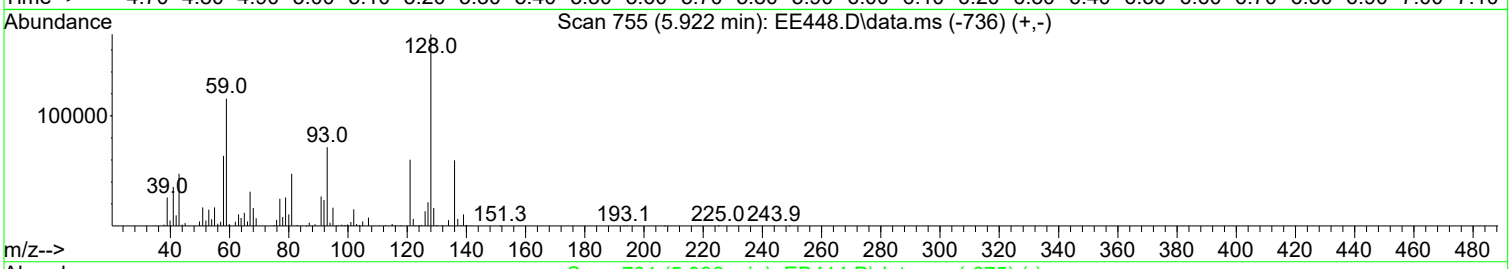

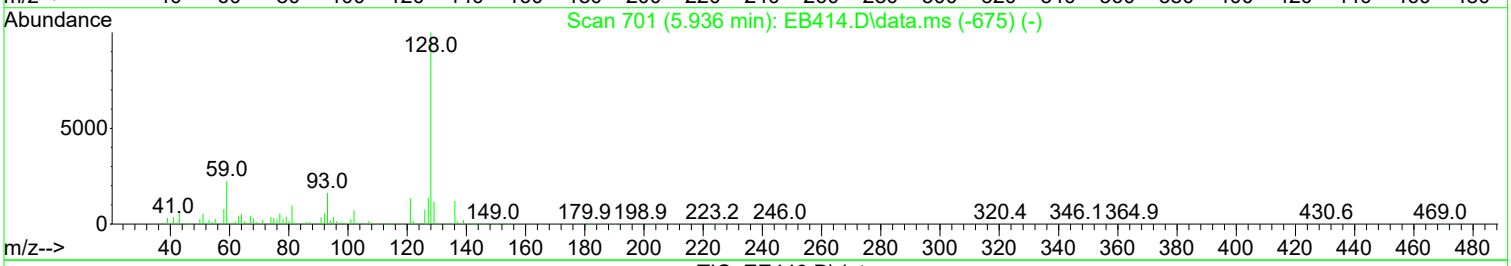

TIC: EE448.D\data.ms

(44) a,a-Dimethylphenethylamine (TM)

5.922min (+ 0.036) 21.99 ppm

response 342660

Ion	Exp%	Act%
58.00	100.00	100.00
42.00	7.30	15.22
0.00	0.00	0.00
0.00	0.00	0.00

Manual Integration:

Before

07/02/21

Quantitation Report (QT Reviewed)

Data Path : I:\ACQUDATA\5973A\DATA\070221\
Data File : EE448.D
Acq On : 2 Jul 2021 1:50 pm
Operator : JMisiurewicz
Sample : 60 ppm STD
Misc : Initial Calibration 8270D/625
ALS Vial : 9 Sample Multiplier: 1

Quant Time: Jul 02 15:11:59 2021
Quant Method : I:\ACQUDATA\5973A\METHODS\8270070221A.M
Quant Title : 8270 BNA ANALYSIS
QLast Update : Fri Jul 02 15:11:16 2021
Response via : Initial Calibration

Compound	R.T.	QIon	Response	Conc	Units	Dev(Min)
Internal Standards						
1) d4-1,4-Dichlorobenzene	4.720	152	228954	40.00	ppm	0.00
34) d8-Naphthalene	5.890	136	856172	40.00	ppm	0.00
58) d10-Acenaphthene	7.594	164	486152	40.00	ppm	0.00
92) d10-Phenanthrene	9.063	188	924605	40.00	ppm	0.00
118) d12-Chrysene	12.306	240	824001	40.00	ppm	0.00
136) d12-Perylene	15.206	264	880256	40.00	ppm	0.00
System Monitoring Compounds						
8) SURR1,2-FLUOROPHENOL	3.635	112	426593	60.09	ppm	0.00
Spiked Amount 20.000	Range 10 - 70		Recovery	= 300.45%#		
13) SURR2,PHENOL-D6	4.389	99	555175	61.17	ppm	0.00
Spiked Amount 20.000	Range 10 - 107		Recovery	= 305.85%#		
35) SURR4,NITROBENZENE-D5	5.217	82	487710	61.47	ppm	0.00
Spiked Amount 10.000	Range 31 - 110		Recovery	= 614.70%#		
64) SURR5,2-FLUOROBIPHENYL	6.931	172	997066	61.75	ppm	0.00
Spiked Amount 10.000	Range 31 - 118		Recovery	= 617.50%#		
89) SURR3,2,4,6-TRIBROMOPH...	8.374	330	146767	64.88	ppm	0.00
Spiked Amount 20.000	Range 35 - 141		Recovery	= 324.40%#		
125) SURR6,TERPHENYL-D14	10.740	244	1178103	60.91	ppm	0.00
Spiked Amount 10.000	Range 10 - 165		Recovery	= 609.10%#		
Target Compounds						Qvalue
2) 1,4-Dioxane	2.316	88	159898	57.097	ppm	94
3) Pyridine	2.599	79	416032	63.414	ppm	99
4) N-Nitrosodimethylamine	2.567	74	221293	65.481	ppm	98
5) 2-Picoline	3.181	93	446842	63.453	ppm	97
6) N-Nitrosomethylamine	3.261	42	255910	67.982	ppm	91
7) Methyl Methansulfonate	3.496	80	234528	61.512	ppm	94
9) N-Nitrosodiethylamine	3.817	102	201844	59.319	ppm	95
10) Ethyl Mathanesulfonate	4.057	79	314571	60.603	ppm	94
11) Benzaldehyde	4.346	106	288313	55.422	ppm	96
12) Aniline	4.431	93	636657	58.630	ppm	94
14) Phenol	4.399	94	563298	59.566	ppm	95
15) bis(2-Clethyl)Ether	4.479	93	390143	59.540	ppm	93
16) Pentachloroethane	4.479	117	160383	61.339	ppm	95
17) 2-Chlorophenol	4.538	128	481789	60.903	ppm	97
18) 1,3-Diclbenzene	4.672	146	501849	61.512	ppm	99
19) 1,4-Dichlorobenzene	4.736	146	508772	59.773	ppm	99
20) 1,2-Diclbenzene	4.869	146	484847	61.042	ppm	93
21) Benzyl Alcohol	4.837	79	363322	60.787	ppm	97
22) 1-Methyl-2-pyrrolidinone	4.880	99	284906	62.839	ppm	93
23) 2,2'-oxybis(1-Chloropr...	4.949	45	511754	57.873	ppm #	74
24) 2-Methylphenol	4.949	108	388659	59.674	ppm	89
25) 3+4-Methylphenol	5.078	108	425234	62.172	ppm	92
26) Acetophenone	5.078	105	600627	58.364	ppm	90
27) N-Nitroso-Di-n-propyla...	5.078	70	338233	58.146	ppm	88
28) N-Nitrosopyrrolidine	5.067	100	231766	59.871	ppm	88
29) N-Nitrosomorpholine	5.099	56	297702	59.484	ppm	98
30) o-Toluidine	5.110	106	687111	58.505	ppm	81
31) Hexachloroethane	5.174	117	208040	63.141	ppm	96
32) o,o,o-Triethylphosphor...	5.623	198	232965	62.485	ppm	97
33) Alpha-terpinol	5.916	121	132904	60.275	ppm	96
36) Nitrobenzene	5.238	77	466435	61.456	ppm	96
37) N-Nitrosopiperidine	5.372	42	342411	64.218	ppm	93
38) Isophorone	5.457	82	781360	60.643	ppm	98

1st DM 07/07/21
2nd BA 07/07/21

Data Path : I:\ACQUDATA\5973A\DATA\070221\
Data File : EE448.D
Acq On : 2 Jul 2021 1:50 pm
Operator : JMisiurewicz
Sample : 60 ppm STD
Misc : Initial Calibration 8270D/625
ALS Vial : 9 Sample Multiplier: 1

Quant Time: Jul 02 15:11:59 2021
Quant Method : I:\ACQUDATA\5973A\METHODS\8270070221A.M
Quant Title : 8270 BNA ANALYSIS
QLast Update : Fri Jul 02 15:11:16 2021
Response via : Initial Calibration

	Compound	R.T.	QIon	Response	Conc	Units		Dev(Min)
39)	2-Nitrophenol	5.526	139	262560	65.331	ppm		96
40)	2,4-Dimethylphenol	5.564	107	492271	63.058	ppm		97
41)	bis(-2-Chloroethoxy)Me...	5.649	93	400199	61.366	ppm		98
42)	Benzoic Acid	5.671	105	237639	128.339	ppm		94
43)	2,4-Dichlorophenol	5.756	162	408267	66.000	ppm		99
44)	a,a-Dimethylphenethyla...	6.210	58	934110m	59.943	ppm		
45)	1,2,4-Trichlorobenzene	5.831	180	421100	66.001	ppm		98
46)	Naphthalene	5.911	128	1242746	61.251	ppm		99
47)	4-Chloroaniline	5.959	127	510994	62.787	ppm		99
48)	2,6-Dichlorophenol	5.970	162	376239	66.386	ppm		93
49)	Hexachlorobutadiene	6.023	225	240222	65.580	ppm		99
50)	Hexachloropropene	5.991	213	286222	71.418	ppm		98
51)	4-Chloro-3-methylphenol	6.429	107	383854	63.047	ppm		98
52)	N-N-di-n-butylamine	6.280	84	292997	50.127	ppm		98
53)	Caprolactam	6.317	113	133299	62.490	ppm		88
54)	p-Phenylenediamine	6.306	80	124225	44.609	ppm		90
55)	Safrole	6.488	162	334782	64.296	ppm		98
56)	2-Methylnaphthalene	6.574	142	831541	62.940	ppm		100
57)	1-Methylnaphthalene	6.670	142	808991	62.220	ppm		100
59)	Hexachlorocyclopentadiene	6.723	237	151550	74.476	ppm		99
60)	1,2,4,5-Tetrachloroben...	6.739	216	396003	64.719	ppm		96
61)	1,2,3,4-Tetrachloroben...	7.017	216	398133	64.469	ppm		99
62)	2,4,6-Trichlorophenol	6.851	196	297300	67.333	ppm		97
63)	2,4,5-Trichlorophenol	6.889	196	284670	65.873	ppm		97
65)	Isosafrole	6.990	104	163828	57.385	ppm	#	49
66)	1,1'-Biphenyl	7.033	154	1058073	59.613	ppm		98
67)	2-Chloronaphthalene	7.054	162	802285	61.538	ppm		97
68)	2-Nitroaniline	7.150	65	247110	58.709	ppm		98
69)	1,4-Naphthoquinone	7.225	158	204258	59.708	ppm		98
70)	m-Dinitrobenzene	7.364	168	153795	63.761	ppm		92
71)	Acenaphthylene	7.455	152	1176548	59.730	ppm		98
72)	Dimethyl phthalate	7.332	163	870899	59.192	ppm		98
73)	2,6-Dinitrotoluene	7.391	165	207015	60.871	ppm		87
74)	Acenaphthene	7.626	153	844452	60.435	ppm		96
75)	3-Nitroaniline	7.556	138	243068	63.568	ppm		93
76)	2,4-Dinitrophenol	7.663	184	111465	64.245	ppm		87
77)	Dibenzofuran	7.797	168	1116423	60.172	ppm		99
78)	2,4-Dinitrotoluene	7.792	165	297352	64.884	ppm		93
79)	4-Nitrophenol	7.733	65	213527	68.984	ppm		97
80)	Pentachlorobenzene	7.759	250	342806	62.533	ppm		97
81)	1-Napthylamine	7.877	143	660404	57.613	ppm		97
82)	2-Napthylamine	7.957	143	717802	57.571	ppm		99
83)	2,3,4,6-Tetrachlorophenol	7.920	232	215394	71.948	ppm		97
84)	Fluorene	8.133	166	932585	62.587	ppm		99
85)	4-Chlorophenyl-phenyle...	8.133	204	438150	63.865	ppm		94
86)	Diethylphthalate	8.027	149	888484	61.144	ppm		97
87)	4-Nitroaniline	8.165	138	250296	60.663	ppm		97
88)	5-Nitro-o-toluidine	8.155	152	280704	63.027	ppm		88
90)	Sulfotepp	8.406	322	161166	65.979	ppm		88
91)	Octachlorocyclopentene	8.384	307	140682	72.055	ppm		98
93)	Thionazin	8.107	107	143429	52.460	ppm		94
94)	4,6-Dinitro-2-methylph...	8.192	198	188506	60.246	ppm		85
95)	Diphenylamine	8.256	169	1472331	110.490	ppm		94
96)	1,2 Diphenylhydrazine	8.294	77	878510	48.900	ppm		97
97)	N-Nitrosodiphenylamine	8.256	169	1472515	110.551	ppm		94
98)	1,3,5-Trinirobenzene	8.539	74	198183	64.826	ppm	#	48

Quantitation Report (QT Reviewed)

Data Path : I:\ACQUDATA\5973A\DATA\070221\
Data File : EE448.D
Acq On : 2 Jul 2021 1:50 pm
Operator : JMisiurewicz
Sample : 60 ppm STD
Misc : Initial Calibration 8270D/625
ALS Vial : 9 Sample Multiplier: 1

Quant Time: Jul 02 15:11:59 2021
Quant Method : I:\ACQUDATA\5973A\METHODS\8270070221A.M
Quant Title : 8270 BNA ANALYSIS
QLast Update : Fri Jul 02 15:11:16 2021
Response via : Initial Calibration

	Compound	R.T.	QIon	Response	Conc	Units		Dev(Min)
99)	Diallate	8.534	86	280402	49.975	ppm		95
100)	Phorate	8.545	121	180033	54.272	ppm	#	79
101)	Phenacetin	8.571	108	483556	55.640	ppm		97
102)	4-Bromophenyl-phenylether	8.620	248	253375	57.415	ppm		99
103)	Hexachlorobenzene	8.678	284	298348	58.325	ppm		97
104)	Dimethoate	8.721	87	212969	46.046	ppm		97
105)	Atrazine	8.785	215	116808	53.913	ppm		95
106)	Pentachlorophenol	8.876	266	166260	64.147	ppm		98
107)	4-Aminobiphenyl	8.876	169	1055307	58.776	ppm		97
108)	Pentachloronitrobenzene	8.887	237	124157	64.893	ppm		96
109)	Pronamide	8.935	173	481131	58.900	ppm		98
110)	Dinoseb	9.052	211	252329	66.715	ppm		99
111)	Disulfoton	9.058	88	437185	55.369	ppm		91
112)	Phenanthrene	9.090	178	1306016	57.201	ppm		98
113)	Anthracene	9.138	178	1304987	58.496	ppm		97
114)	Carbazole	9.298	167	1331460	56.704	ppm		99
115)	Di-n-butylphthalate	9.635	149	1559515	56.209	ppm		97
116)	4-Nitroquinonline-1-oxide	9.854	190	92223	63.943	ppm		98
117)	Fluoranthene	10.292	202	1490138	60.278	ppm		99
119)	Methyl Parathion	9.426	109	219196	54.602	ppm		96
120)	Ethyl Parathion	9.816	97	217262	55.978	ppm		98
121)	Methapyrilene	9.928	58	309639	52.579	ppm		97
122)	Isodrin	10.121	193	143580	58.524	ppm		94
123)	Benzidine	10.447	184	834560	55.970	ppm		98
124)	Pyrene	10.553	202	1520064	60.944	ppm		95
126)	Aramite	10.815	185	104570m	56.175	ppm		
127)	p-(Dimethylamino)azobe...	10.922	120	426894	61.778	ppm		96
128)	Chlorobenzilate	10.981	139	556149	58.256	ppm		91
129)	Butyl benzyl phthalate	11.413	149	744743	54.869	ppm		99
130)	3,3-Dimethylbenzidine	11.387	212	968459	58.085	ppm		98
131)	2-Acetylaminofluorene	11.782	181	694349	61.090	ppm		97
132)	3,3'-Dichlorobenzidine	12.258	252	593531	59.891	ppm		99
133)	Benzo(a)anthracene	12.284	228	1473152	59.010	ppm		100
134)	Chrysene	12.354	228	1390732	61.469	ppm		98
135)	bis(2-Ethylhexyl)phtha...	12.391	149	990800	51.421	ppm		99
137)	Di-n-octyl phthalate	13.711	149	1740830	54.360	ppm		99
138)	7,12-Dimethylbenz(a)an...	14.394	256	749457	62.208	ppm		97
139)	Benzo(b)Fluoranthene	14.405	252	1506125	62.237	ppm		97
140)	Benzo(k)fluoranthene	14.459	252	1379259	62.227	ppm		99
141)	Benzo(a)pyrene	15.084	252	1157491	61.890	ppm		97
142)	3-Methylcholanthrene	15.880	268	798411	59.983	ppm		99
143)	Indeno(1,2,3-cd)Pyrene	17.183	276	1238641	59.194	ppm		93
144)	Dibenz(a,h)anthracene	17.231	278	1305687	59.831	ppm		99
145)	Benzo(g,h,i)perylene	17.626	276	1184874	56.656	ppm		98

(#) = qualifier out of range (m) = manual integration (+) = signals summed

Quantitation Report (QT Reviewed)

Data Path : I:\ACQUDATA\5973A\DATA\070221\
Data File : EE448.D
Acq On : 2 Jul 2021 1:50 pm
Operator : JMisiurewicz
Sample : 60 ppm STD
Misc : Initial Calibration 8270D/625
ALS Vial : 9 Sample Multiplier: 1

Quant Time: Jul 02 15:11:59 2021
Quant Method : I:\ACQUDATA\5973A\METHODS\8270070221A.M
Quant Title : 8270 BNA ANALYSIS
QLast Update : Fri Jul 02 15:11:16 2021
Response via : Initial Calibration

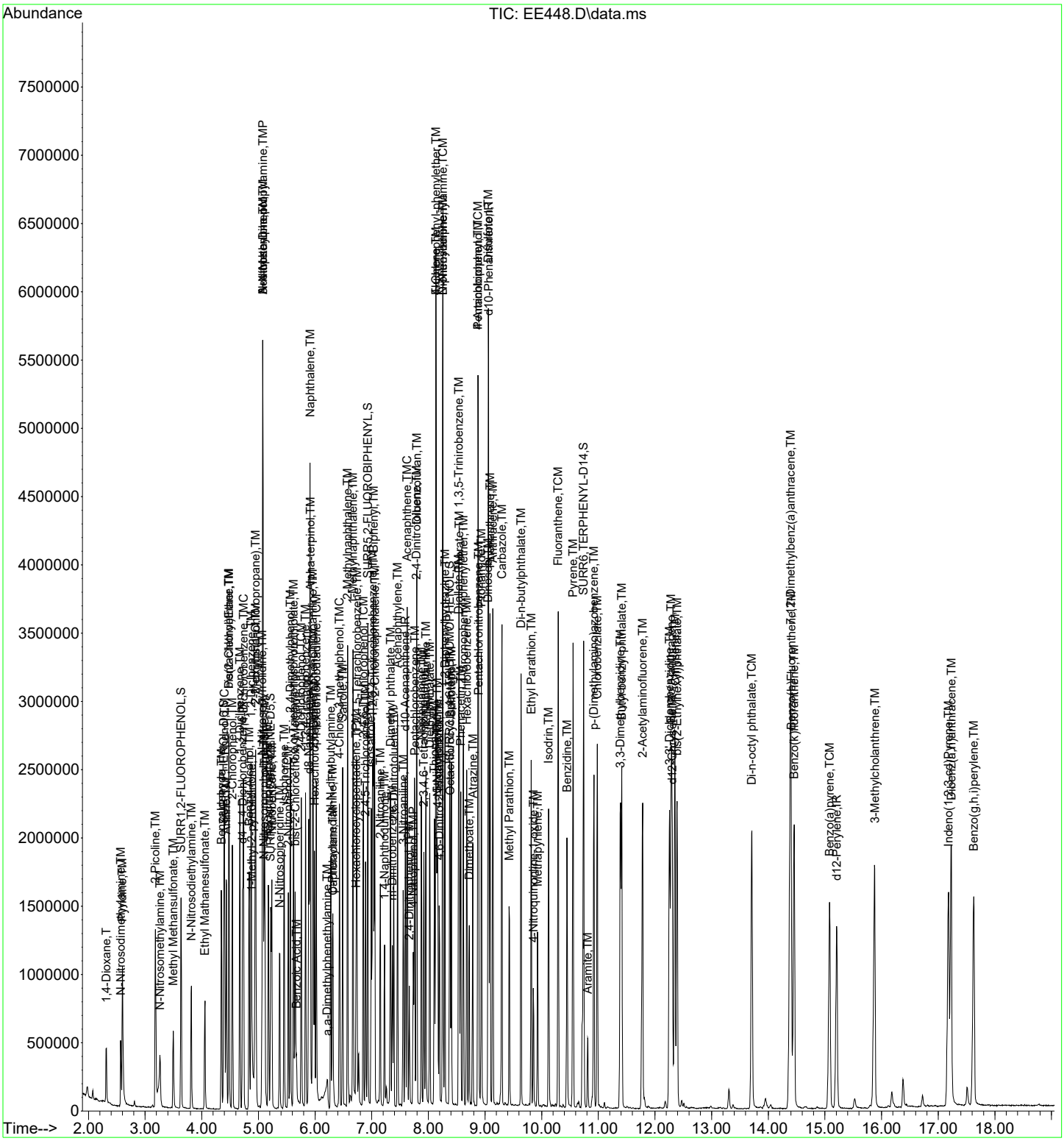

Quantitation Report (Qedit)

Data Path : I:\ACQUDATA\5973A\DATA\070221\
Data File : EE449.D
Acq On : 2 Jul 2021 2:55 pm
Operator : JMisiurewicz
Sample : 80 ppm STD
Misc : Initial Calibration 8270D/625
ALS Vial : 10 Sample Multiplier: 1

Quant Time: Jul 02 15:12:05 2021
Quant Method : I:\ACQUDATA\5973A\METHODS\8270070221A.M
Quant Title : 8270 BNA ANALYSIS
QLast Update : Fri Jul 02 15:11:16 2021
Response via : Initial Calibration

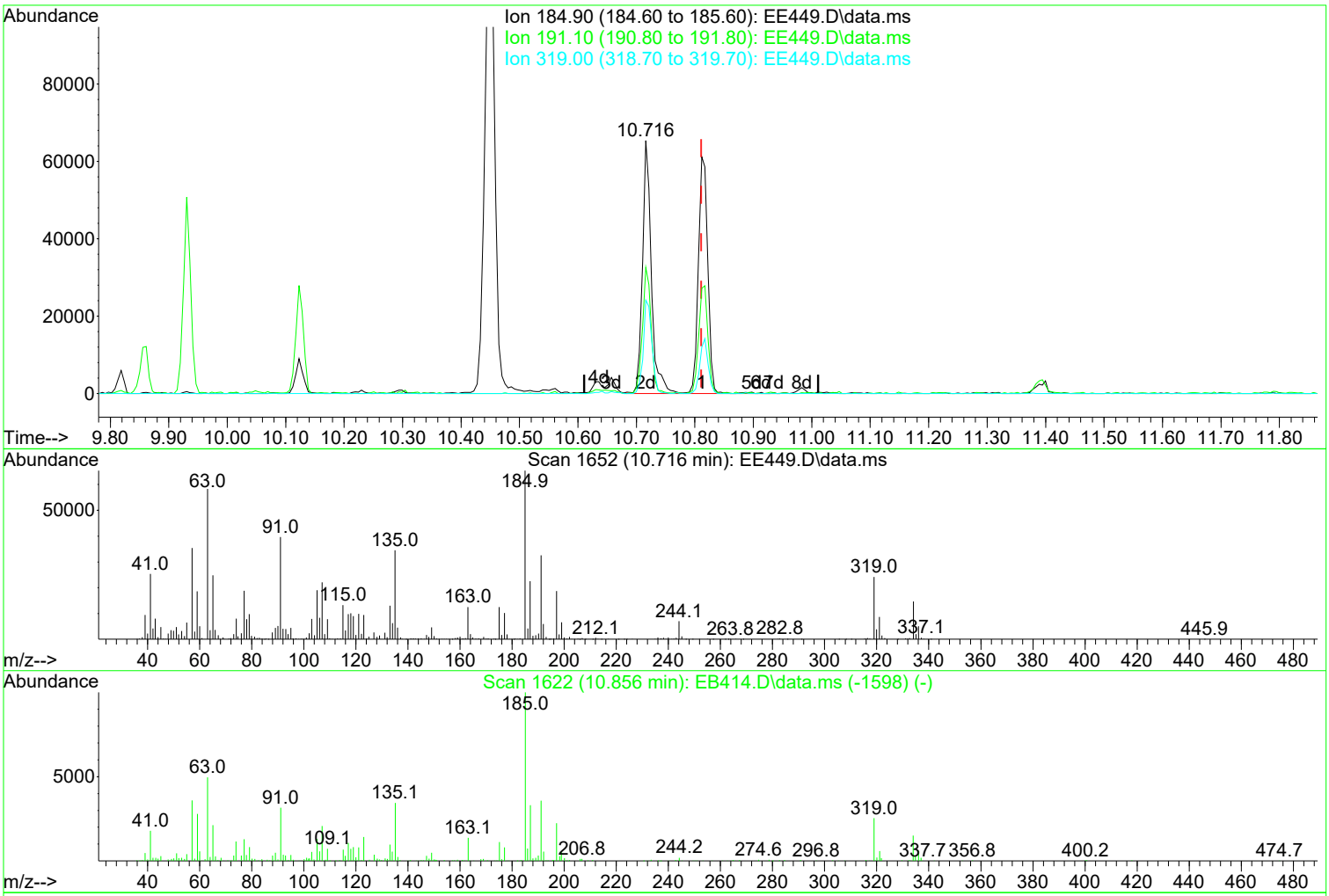

TIC: EE449.D\data.ms

(126) Aramite (TM)

10.716min (-0.095) 76.29 ppm m

response 137173

Ion	Exp%	Act%
184.90	100.00	100.00
191.10	46.30	49.80
319.00	20.60	36.93
0.00	0.00	0.00

Manual Integration:

After

Split Peak.

07/02/21

1st DM 07/07/21
2nd BA 07/07/21

Quantitation Report (Qedit)

Data Path : I:\ACQUDATA\5973A\DATA\070221\
Data File : EE449.D
Acq On : 2 Jul 2021 2:55 pm
Operator : JMisiurewicz
Sample : 80 ppm STD
Misc : Initial Calibration 8270D/625
ALS Vial : 10 Sample Multiplier: 1

Quant Time: Jul 02 15:12:05 2021
Quant Method : I:\ACQUDATA\5973A\METHODS\8270070221A.M
Quant Title : 8270 BNA ANALYSIS
QLast Update : Fri Jul 02 15:11:16 2021
Response via : Initial Calibration

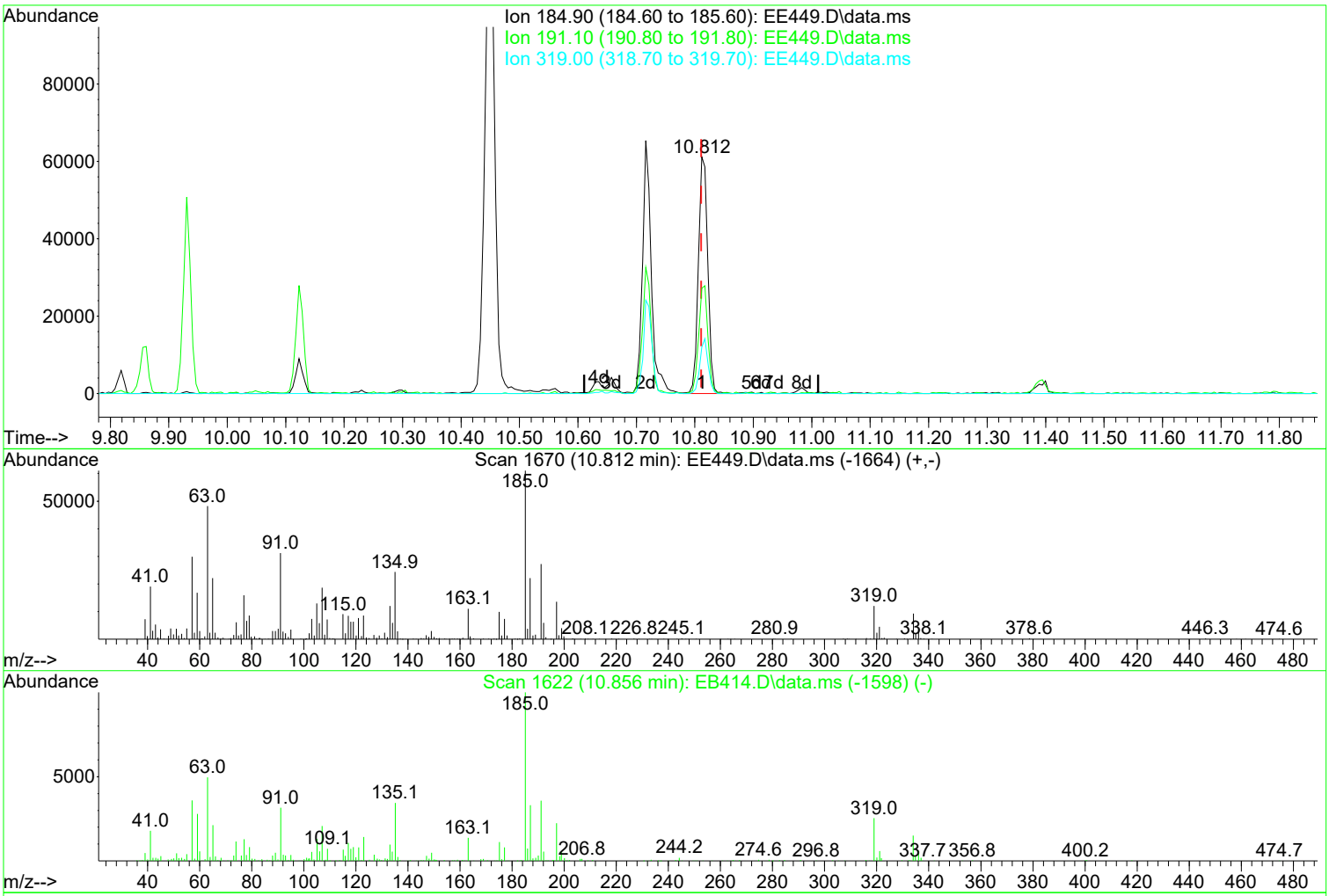

TIC: EE449.D\data.ms

(126) Aramite (TM)

10.812min (+ 0.001) 37.54 ppm

response 67495

Ion	Exp%	Act%
184.90	100.00	100.00
191.10	46.30	44.54
319.00	20.60	19.67
0.00	0.00	0.00

Manual Integration:

Before

07/02/21

1st DM 07/07/21
2nd BA 07/07/21

Quantitation Report (Qedit)

Data Path : I:\ACQUDATA\5973A\DATA\070221\
Data File : EE449.D
Acq On : 2 Jul 2021 2:55 pm
Operator : JMisiurewicz
Sample : 80 ppm STD
Misc : Initial Calibration 8270D/625
ALS Vial : 10 Sample Multiplier: 1

Quant Time: Jul 02 15:12:05 2021
Quant Method : I:\ACQUDATA\5973A\METHODS\8270070221A.M
Quant Title : 8270 BNA ANALYSIS
QLast Update : Fri Jul 02 15:11:16 2021
Response via : Initial Calibration

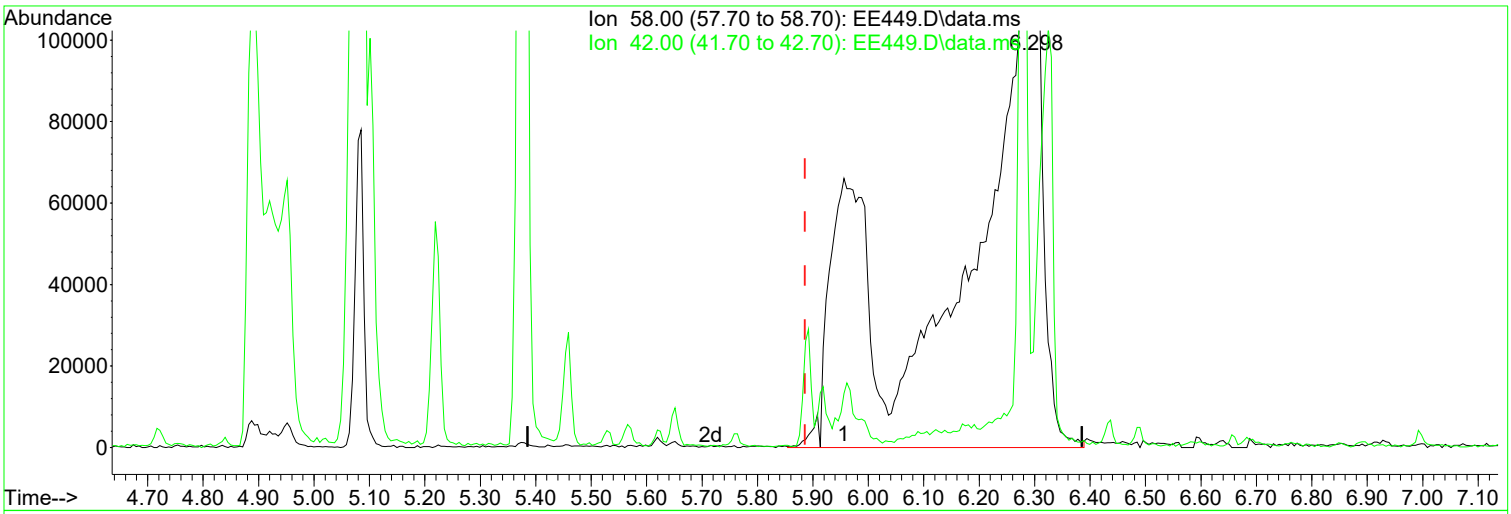

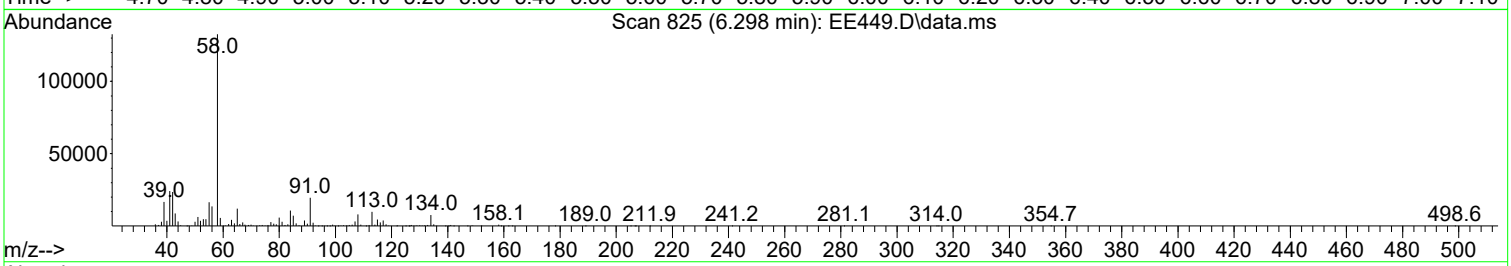

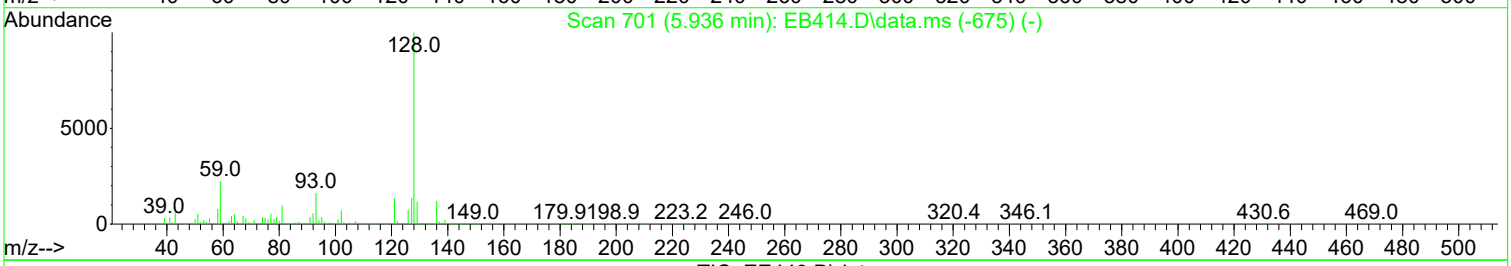

TIC: EE449.D\data.ms

(44) a,a-Dimethylphenethylamine (TM)

6.298min (+ 0.412) 79.09 ppm m

response 1263019

Ion	Exp%	Act%
58.00	100.00	100.00
42.00	7.30	17.69
0.00	0.00	0.00
0.00	0.00	0.00

Manual Integration:

After

Poor integration.

07/02/21

1st DM 07/07/21
2nd BA 07/07/21

Quantitation Report (Qedit)

Data Path : I:\ACQUDATA\5973A\DATA\070221\
Data File : EE449.D
Acq On : 2 Jul 2021 2:55 pm
Operator : JMisiurewicz
Sample : 80 ppm STD
Misc : Initial Calibration 8270D/625
ALS Vial : 10 Sample Multiplier: 1

Quant Time: Jul 02 15:12:05 2021
Quant Method : I:\ACQUDATA\5973A\METHODS\8270070221A.M
Quant Title : 8270 BNA ANALYSIS
QLast Update : Fri Jul 02 15:11:16 2021
Response via : Initial Calibration

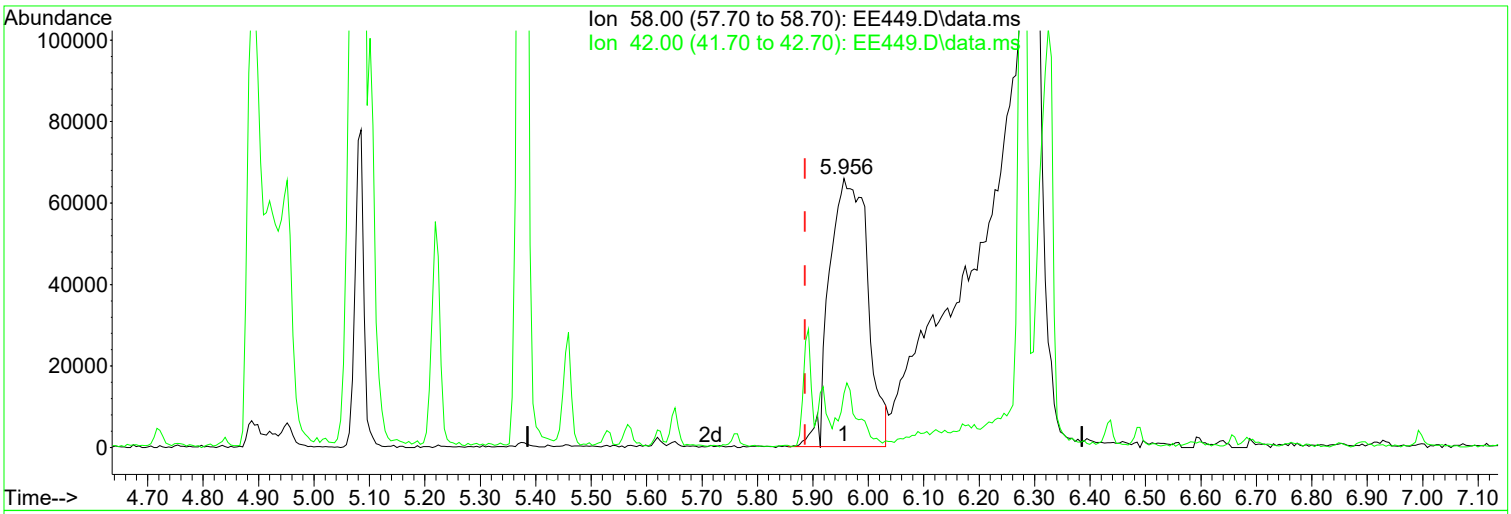

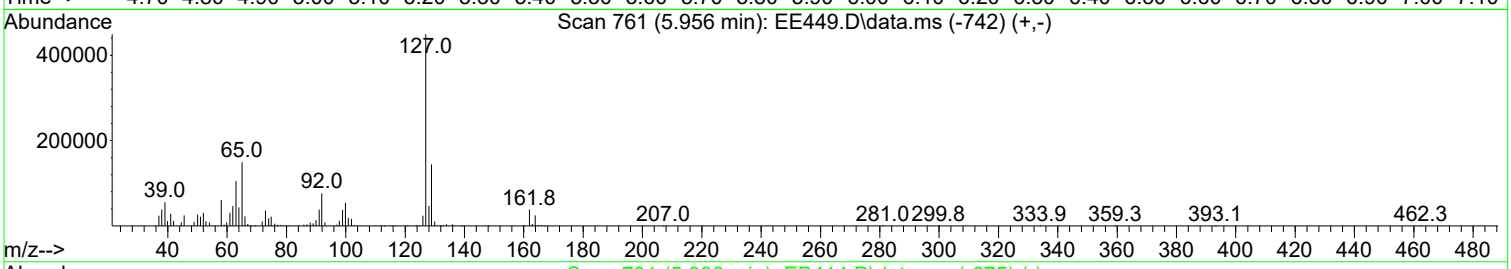

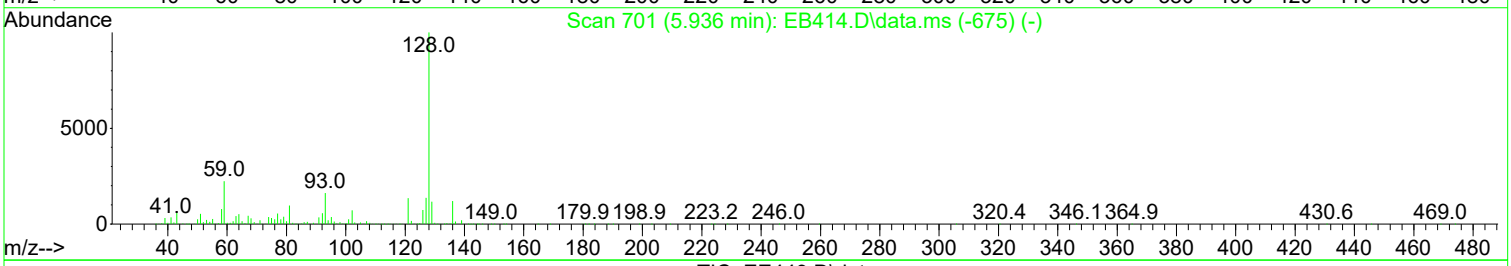

TIC: EE449.D\data.ms

(44) a,a-Dimethylphenethylamine (TM)

5.956min (+ 0.070) 19.62 ppm

response 313276

Ion	Exp%	Act%
58.00	100.00	100.00
42.00	7.30	20.03
0.00	0.00	0.00
0.00	0.00	0.00

Manual Integration:

Before

07/02/21

1st DM 07/07/21
2nd BA 07/07/21

Quantitation Report (QT Reviewed)

Data Path : I:\ACQUDATA\5973A\DATA\070221\
Data File : EE449.D
Acq On : 2 Jul 2021 2:55 pm
Operator : JMisiurewicz
Sample : 80 ppm STD
Misc : Initial Calibration 8270D/625
ALS Vial : 10 Sample Multiplier: 1

Quant Time: Jul 02 15:12:05 2021
Quant Method : I:\ACQUDATA\5973A\METHODS\8270070221A.M
Quant Title : 8270 BNA ANALYSIS
QLast Update : Fri Jul 02 15:11:16 2021
Response via : Initial Calibration

Compound	R.T.	QIon	Response	Conc	Units	Dev(Min)
Internal Standards						
1) d4-1,4-Dichlorobenzene	4.722	152	238455	40.00	ppm	0.00
34) d8-Naphthalene	5.892	136	877366	40.00	ppm	0.00
58) d10-Acenaphthene	7.596	164	480309	40.00	ppm	0.00
92) d10-Phenanthrene	9.065	188	911578	40.00	ppm	0.00
118) d12-Chrysene	12.308	240	795893	40.00	ppm	0.00
136) d12-Perylene	15.214	264	831535	40.00	ppm	0.01
System Monitoring Compounds						
8) SURR1,2-FLUOROPHENOL	3.637	112	591758	80.03	ppm	0.00
Spiked Amount 20.000	Range 10 - 70		Recovery = 400.15%#			
13) SURR2,PHENOL-D6	4.391	99	764697	80.90	ppm	0.00
Spiked Amount 20.000	Range 10 - 107		Recovery = 404.50%#			
35) SURR4,NITROBENZENE-D5	5.219	82	659926	81.16	ppm	0.00
Spiked Amount 10.000	Range 31 - 110		Recovery = 811.60%#			
64) SURR5,2-FLUOROBIPHENYL	6.934	172	1306331	81.89	ppm	0.00
Spiked Amount 10.000	Range 31 - 118		Recovery = 818.90%#			
89) SURR3,2,4,6-TRIBROMOPH...	8.376	330	191840	85.84	ppm	0.00
Spiked Amount 20.000	Range 35 - 141		Recovery = 429.20%#			
125) SURR6,TERPHENYL-D14	10.743	244	1510351	80.84	ppm	0.00
Spiked Amount 10.000	Range 10 - 165		Recovery = 808.40%#			
Target Compounds						Qvalue
2) 1,4-Dioxane	2.313	88	230895	79.164	ppm	95
3) Pyridine	2.601	79	579265	84.776	ppm	97
4) N-Nitrosodimethylamine	2.569	74	313663	82.481	ppm	96
5) 2-Picoline	3.178	93	626616	85.436	ppm	99
6) N-Nitrosomethylamine	3.264	42	359947	91.810	ppm	93
7) Methyl Methansulfonate	3.499	80	328081	82.621	ppm	93
9) N-Nitrosodiethylamine	3.819	102	283927	80.117	ppm	95
10) Ethyl Mathanesulfonate	4.059	79	443953	82.121	ppm	97
11) Benzaldehyde	4.348	106	358702	66.205	ppm	99
12) Aniline	4.439	93	881304	77.926	ppm	90
14) Phenol	4.407	94	781884	79.386	ppm	88
15) bis(2-Clethyl)Ether	4.482	93	546188	80.033	ppm	98
16) Pentachloroethane	4.482	117	223387	82.031	ppm	99
17) 2-Chlorophenol	4.540	128	663125	80.486	ppm	98
18) 1,3-Diclbenzene	4.674	146	691999	81.439	ppm	98
19) 1,4-Dichlorobenzene	4.738	146	698341	78.775	ppm	98
20) 1,2-Diclbenzene	4.872	146	663821	80.244	ppm	93
21) Benzyl Alcohol	4.839	79	499161	80.186	ppm	98
22) 1-Methyl-2-pyrrolidinone	4.888	99	383133	81.137	ppm	99
23) 2,2'-oxybis(1-Chloropr...	4.952	45	698316	75.824	ppm #	81
24) 2-Methylphenol	4.952	108	534106	78.738	ppm	91
25) 3+4-Methylphenol	5.085	108	571733	80.260	ppm	93
26) Acetophenone	5.080	105	818867	76.400	ppm	92
27) N-Nitroso-Di-n-propyla...	5.085	70	460086	75.942	ppm	92
28) N-Nitrosopyrrolidine	5.074	100	317184	78.672	ppm #	65
29) N-Nitrosomorpholine	5.101	56	397247	76.212	ppm	97
30) o-Toluidine	5.112	106	929867	76.020	ppm	73
31) Hexachloroethane	5.176	117	277504	80.868	ppm	96
32) o,o,o-Triethylphosphor...	5.625	198	312667	80.521	ppm	97
33) Alpha-terpinol	5.919	121	178963	77.930	ppm	99
36) Nitrobenzene	5.240	77	626921	80.605	ppm	96
37) N-Nitrosopiperidine	5.379	42	458667	83.944	ppm	96
38) Isophorone	5.459	82	1048245	79.391	ppm	98

Quantitation Report (QT Reviewed)

Data Path : I:\ACQUDATA\5973A\DATA\070221\
Data File : EE449.D
Acq On : 2 Jul 2021 2:55 pm
Operator : JMisiurewicz
Sample : 80 ppm STD
Misc : Initial Calibration 8270D/625
ALS Vial : 10 Sample Multiplier: 1

Quant Time: Jul 02 15:12:05 2021
Quant Method : I:\ACQUDATA\5973A\METHODS\8270070221A.M
Quant Title : 8270 BNA ANALYSIS
QLast Update : Fri Jul 02 15:11:16 2021
Response via : Initial Calibration

	Compound	R.T.	QIon	Response	Conc	Units		Dev(Min)
39)	2-Nitrophenol	5.529	139	359769	87.357	ppm		99
40)	2,4-Dimethylphenol	5.566	107	661675	82.710	ppm		99
41)	bis(-2-Chloroethoxy)Me...	5.651	93	529194	79.186	ppm		99
42)	Benzoic Acid	5.683	105	332407	161.340	ppm		93
43)	2,4-Dichlorophenol	5.758	162	552079	87.093	ppm		99
44)	a,a-Dimethylphenethyla...	6.298	58	1263019m	79.091	ppm		
45)	1,2,4-Trichlorobenzene	5.833	180	565880	86.551	ppm		99
46)	Naphthalene	5.913	128	1655728	79.635	ppm		99
47)	4-Chloroaniline	5.961	127	693026	83.096	ppm		97
48)	2,6-Dichlorophenol	5.972	162	508269	87.516	ppm		96
49)	Hexachlorobutadiene	6.025	225	331038	88.189	ppm		98
50)	Hexachloropropene	5.993	213	388534	94.605	ppm		100
51)	4-Chloro-3-methylphenol	6.437	107	514244	82.423	ppm		99
52)	N-N-di-n-butylamine	6.282	84	384925	64.264	ppm		99
53)	Caprolactam	6.330	113	177129	81.032	ppm		97
54)	p-Phenylenediamine	6.314	80	132615	46.472	ppm		98
55)	Safrole	6.490	162	459939	86.199	ppm		93
56)	2-Methylnaphthalene	6.576	142	1143080	84.430	ppm		97
57)	1-Methylnaphthalene	6.672	142	1077059	80.836	ppm		98
59)	Hexachlorocyclopentadiene	6.725	237	210387	93.091	ppm		98
60)	1,2,4,5-Tetrachloroben...	6.736	216	530639	87.778	ppm		100
61)	1,2,3,4-Tetrachloroben...	7.019	216	539484	88.420	ppm		99
62)	2,4,6-Trichlorophenol	6.853	196	399269	91.528	ppm		99
63)	2,4,5-Trichlorophenol	6.896	196	388691	91.037	ppm		94
65)	Isosafrole	6.992	104	221475	78.521	ppm	#	43
66)	1,1'-Biphenyl	7.030	154	1378231	78.596	ppm		98
67)	2-Chloronaphthalene	7.051	162	1057124	82.071	ppm		97
68)	2-Nitroaniline	7.153	65	320414	77.050	ppm		98
69)	1,4-Naphthoquinone	7.227	158	269981	79.880	ppm		99
70)	m-Dinitrobenzene	7.366	168	202154	84.829	ppm		92
71)	Acenaphthylene	7.457	152	1560448	80.184	ppm		98
72)	Dimethyl phthalate	7.334	163	1152399	79.277	ppm		98
73)	2,6-Dinitrotoluene	7.393	165	277222	82.507	ppm		99
74)	Acenaphthene	7.628	153	1108694	80.311	ppm		92
75)	3-Nitroaniline	7.559	138	324825	85.983	ppm		96
76)	2,4-Dinitrophenol	7.671	184	155709	82.325	ppm		96
77)	Dibenzofuran	7.799	168	1465010	79.921	ppm		98
78)	2,4-Dinitrotoluene	7.794	165	395488	87.347	ppm		85
79)	4-Nitrophenol	7.740	65	278744	91.150	ppm		96
80)	Pentachlorobenzene	7.756	250	454792	83.970	ppm		98
81)	1-Napthylamine	7.879	143	877430	77.477	ppm		99
82)	2-Napthylamine	7.959	143	938486	76.187	ppm		100
83)	2,3,4,6-Tetrachlorophenol	7.922	232	293336	99.174	ppm		98
84)	Fluorene	8.136	166	1242996	84.434	ppm		99
85)	4-Chlorophenyl-phenyle...	8.136	204	582237	85.899	ppm		94
86)	Diethylphthalate	8.029	149	1169159	81.438	ppm		96
87)	4-Nitroaniline	8.173	138	322579	79.133	ppm		96
88)	5-Nitro-o-toluidine	8.157	152	369147	83.894	ppm		100
90)	Sulfotepp	8.408	322	210235	87.114	ppm		85
91)	Octachlorocyclopentene	8.387	307	185089	91.398	ppm		97
93)	Thionazin	8.109	107	191752	71.136	ppm		92
94)	4,6-Dinitro-2-methylph...	8.200	198	250731	78.886	ppm		96
95)	Diphenylamine	8.258	169	1922423	146.328	ppm		92
96)	1,2 Diphenylhydrazine	8.296	77	1150786	64.971	ppm		97
97)	N-Nitrosodiphenylamine	8.258	169	1922423	146.391	ppm		92
98)	1,3,5-Trinirobenzene	8.547	74	266940	88.564	ppm	#	15

Quantitation Report (QT Reviewed)

Data Path : I:\ACQUDATA\5973A\DATA\070221\
Data File : EE449.D
Acq On : 2 Jul 2021 2:55 pm
Operator : JMisiurewicz
Sample : 80 ppm STD
Misc : Initial Calibration 8270D/625
ALS Vial : 10 Sample Multiplier: 1

Quant Time: Jul 02 15:12:05 2021
Quant Method : I:\ACQUDATA\5973A\METHODS\8270070221A.M
Quant Title : 8270 BNA ANALYSIS
QLast Update : Fri Jul 02 15:11:16 2021
Response via : Initial Calibration

	Compound	R.T.	QIon	Response	Conc	Units		Dev(Min)
99)	Diallate	8.536	86	370321	66.944	ppm		97
100)	Phorate	8.547	121	241291	73.779	ppm	#	76
101)	Phenacetin	8.579	108	617926	72.118	ppm		97
102)	4-Bromophenyl-phenylether	8.622	248	336156	77.262	ppm		98
103)	Hexachlorobenzene	8.680	284	391360	77.602	ppm		97
104)	Dimethoate	8.723	87	247059	54.179	ppm		99
105)	Atrazine	8.787	215	140660	65.850	ppm		94
106)	Pentachlorophenol	8.878	266	219190	83.492	ppm		96
107)	4-Aminobiphenyl	8.878	169	1359120	76.779	ppm		96
108)	Pentachloronitrobenzene	8.889	237	160773	85.233	ppm		97
109)	Pronamide	8.942	173	640742	79.561	ppm		100
110)	Dinoseb	9.060	211	342198	91.769	ppm		98
111)	Disulfoton	9.065	88	571077	76.161	ppm		93
112)	Phenanthrene	9.092	178	1683800	74.802	ppm		96
113)	Anthracene	9.140	178	1688474	76.767	ppm		95
114)	Carbazole	9.300	167	1695117	73.223	ppm		97
115)	Di-n-butylphthalate	9.637	149	1984172	72.537	ppm		96
116)	4-Nitroquinonline-1-oxide	9.856	190	111266	78.852	ppm		96
117)	Fluoranthene	10.294	202	1901497	78.017	ppm		97
119)	Methyl Parathion	9.428	109	269241	69.437	ppm		96
120)	Ethyl Parathion	9.818	97	279681	74.606	ppm		99
121)	Methapyrilene	9.930	58	393474	69.174	ppm		97
122)	Isodrin	10.123	193	185531	78.294	ppm		95
123)	Benzidine	10.449	184	1034687	71.842	ppm		98
124)	Pyrene	10.556	202	1956601	81.216	ppm		94
126)	Aramite	10.716	185	137173m	76.291	ppm		
127)	p-(Dimethylamino)azobe...	10.924	120	540678	81.007	ppm		95
128)	Chlorobenzilate	10.983	139	712678	77.289	ppm		98
129)	Butyl benzyl phthalate	11.416	149	958846	73.138	ppm		98
130)	3,3-Dimethylbenzidine	11.394	212	1211278	75.214	ppm		99
131)	2-Acetylaminofluorene	11.790	181	908368	82.743	ppm		98
132)	3,3'-Dichlorobenzidine	12.260	252	773433	80.800	ppm		99
133)	Benzo(a)anthracene	12.292	228	1897874	78.708	ppm		99
134)	Chrysene	12.356	228	1781510	81.522	ppm		98
135)	bis(2-Ethylhexyl)phtha...	12.393	149	1275676	68.544	ppm		99
137)	Di-n-octyl phthalate	13.713	149	2223306	73.494	ppm		97
138)	7,12-Dimethylbenz(a)an...	14.402	256	963617	84.670	ppm		98
139)	Benzo(b)Fluoranthene	14.413	252	1939691	84.849	ppm		98
140)	Benzo(k)fluoranthene	14.466	252	1760331	84.073	ppm		100
141)	Benzo(a)pyrene	15.091	252	1500874	84.952	ppm		98
142)	3-Methylcholanthrene	15.887	268	1029637	81.887	ppm		98
143)	Indeno(1,2,3-cd)Pyrene	17.190	276	1680144	84.998	ppm		96
144)	Dibenz(a,h)anthracene	17.239	278	1734124	84.119	ppm		98
145)	Benzo(g,h,i)perylene	17.639	276	1612073	81.599	ppm		97

(#) = qualifier out of range (m) = manual integration (+) = signals summed

Quantitation Report (QT Reviewed)

Data Path : I:\ACQUDATA\5973A\DATA\070221\
Data File : EE449.D
Acq On : 2 Jul 2021 2:55 pm
Operator : JMisiurewicz
Sample : 80 ppm STD
Misc : Initial Calibration 8270D/625
ALS Vial : 10 Sample Multiplier: 1

Quant Time: Jul 02 15:12:05 2021
Quant Method : I:\ACQUDATA\5973A\METHODS\8270070221A.M
Quant Title : 8270 BNA ANALYSIS
QLast Update : Fri Jul 02 15:11:16 2021
Response via : Initial Calibration

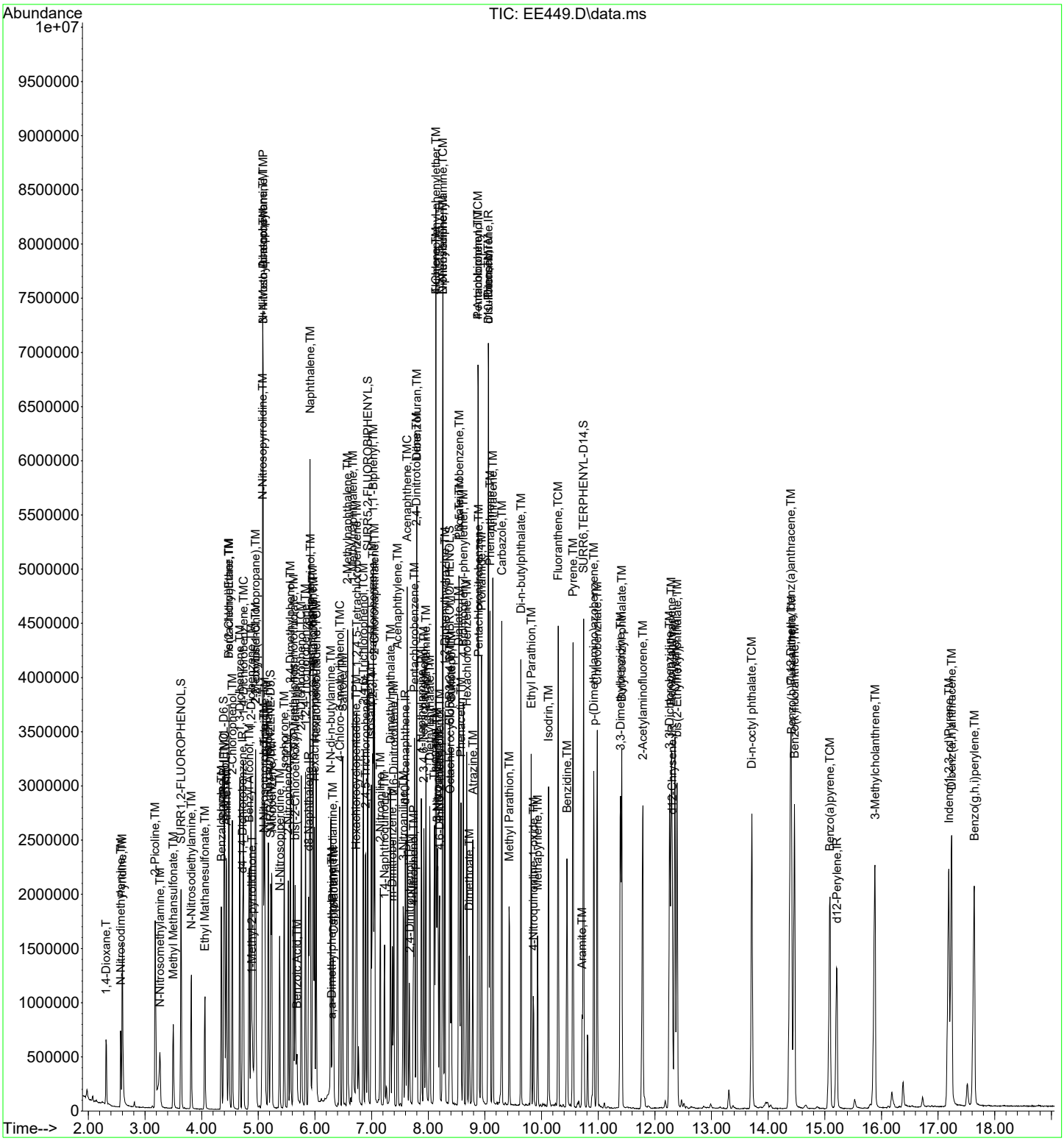

1st DM 07/07/21
2nd BA 07/07/21

Quantitation Report (Qedit)

Data Path : I:\ACQUDATA\5973A\DATA\070221\
Data File : EE450.D
Acq On : 2 Jul 2021 3:24 pm
Operator : JMisiurewicz
Sample : 100 ppm STD
Misc : Initial Calibration 8270D/625
ALS Vial : 11 Sample Multiplier: 1

Quant Time: Jul 02 16:55:23 2021
Quant Method : I:\ACQUDATA\5973A\METHODS\8270070221A.M
Quant Title : 8270 BNA ANALYSIS
QLast Update : Fri Jul 02 15:11:16 2021
Response via : Initial Calibration

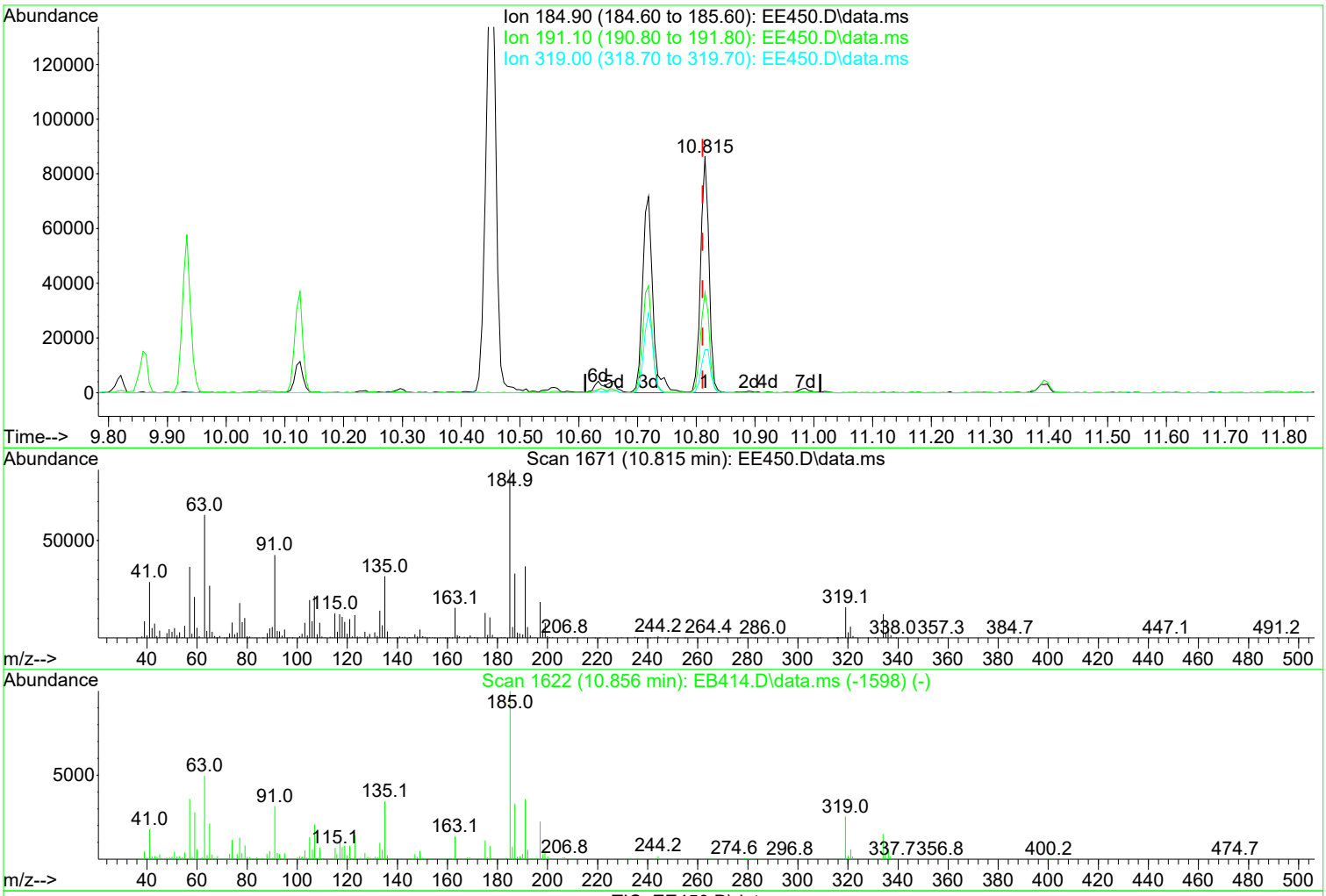

(126) Aramite (TM)

10.815min (+ 0.003) 93.59 ppm m

response 174141

Ion	Exp%	Act%
184.90	100.00	100.00
191.10	46.30	42.59
319.00	20.60	18.24
0.00	0.00	0.00

Manual Integration:

After

Split Peak.

07/02/21

Quantitation Report (Qedit)

Data Path : I:\ACQUDATA\5973A\DATA\070221\
Data File : EE450.D
Acq On : 2 Jul 2021 3:24 pm
Operator : JMisiurewicz
Sample : 100 ppm STD
Misc : Initial Calibration 8270D/625
ALS Vial : 11 Sample Multiplier: 1

Quant Time: Jul 02 16:55:23 2021
Quant Method : I:\ACQUDATA\5973A\METHODS\8270070221A.M
Quant Title : 8270 BNA ANALYSIS
QLast Update : Fri Jul 02 15:11:16 2021
Response via : Initial Calibration

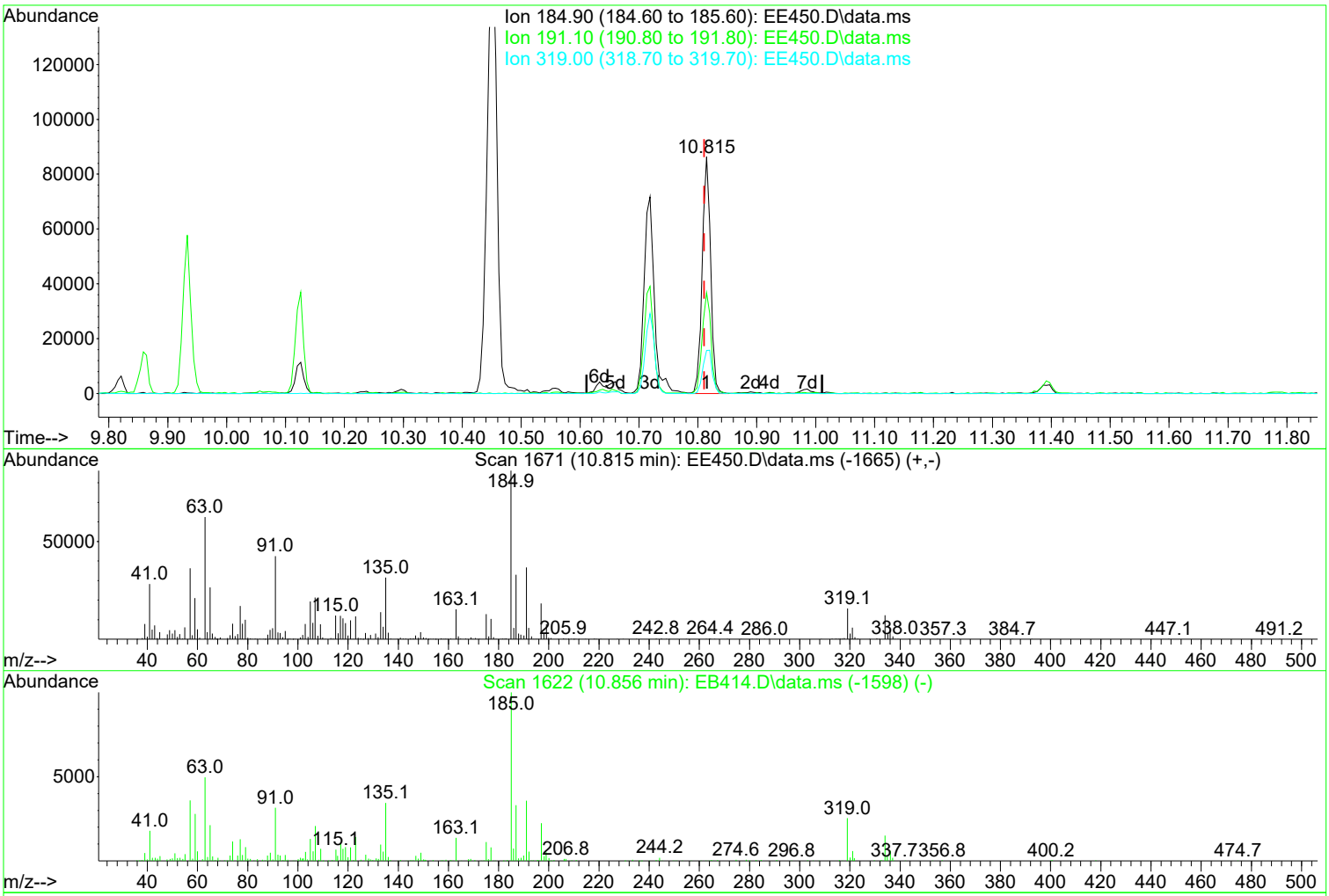

(126) Aramite (TM)

10.815min (+ 0.003) 46.33 ppm

response 86200

Ion	Exp%	Act%
184.90	100.00	100.00
191.10	46.30	42.57
319.00	20.60	18.08
0.00	0.00	0.00

Manual Integration:

Before

07/02/21

Quantitation Report (Qedit)

1st DM 07/07/21
2nd BA 07/07/21

Data Path : I:\ACQUDATA\5973A\DATA\070221\
Data File : EE450.D
Acq On : 2 Jul 2021 3:24 pm
Operator : JMisiurewicz
Sample : 100 ppm STD
Misc : Initial Calibration 8270D/625
ALS Vial : 11 Sample Multiplier: 1

Quant Time: Jul 02 16:55:23 2021
Quant Method : I:\ACQUDATA\5973A\METHODS\8270070221A.M
Quant Title : 8270 BNA ANALYSIS
QLast Update : Fri Jul 02 15:11:16 2021
Response via : Initial Calibration

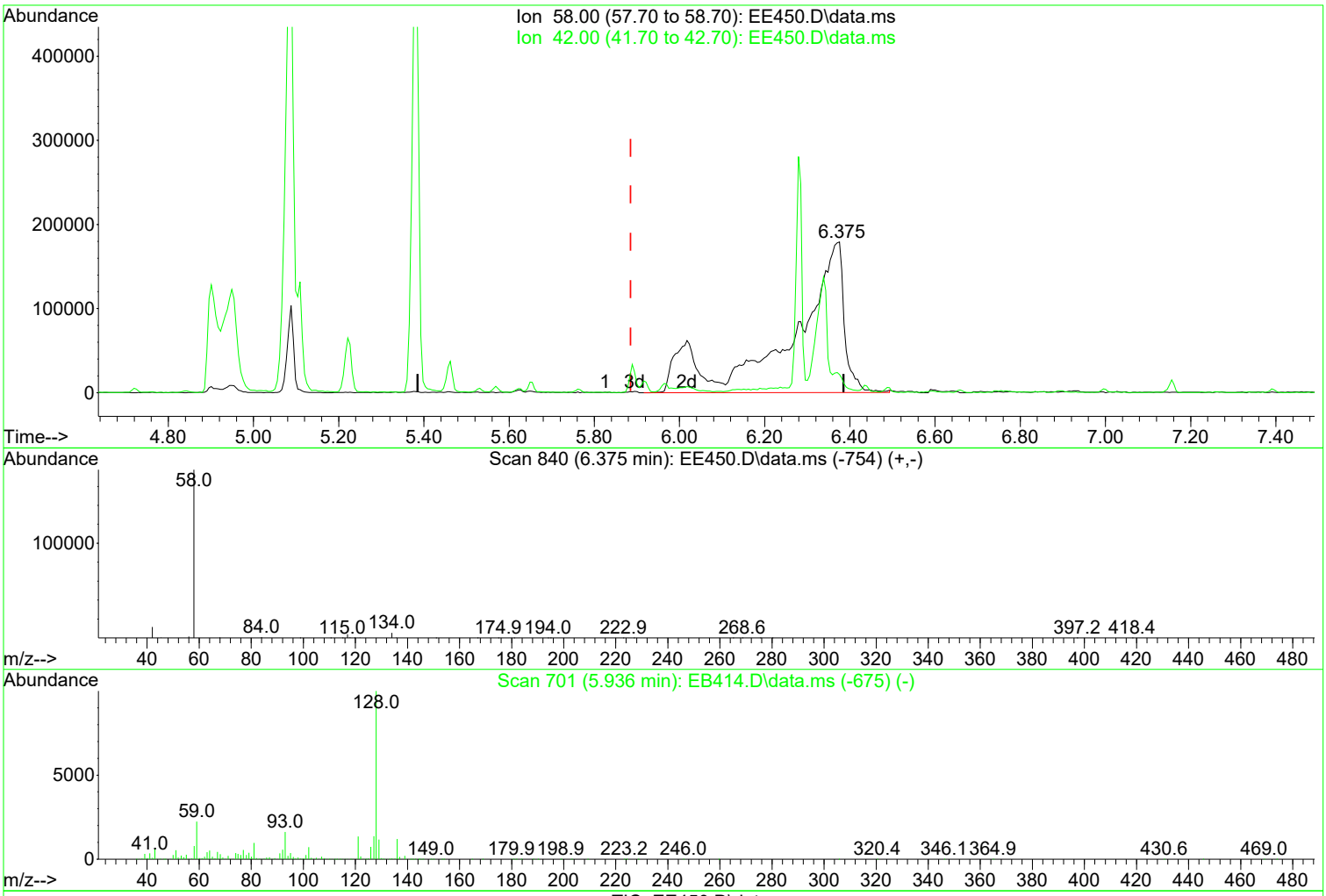

TIC: EE450.D\data.ms

(44) a,a-Dimethylphenethylamine (TM)

6.375min (+ 0.490) 99.63 ppm m

response 1542981

Ion	Exp%	Act%
58.00	100.00	100.00
42.00	7.30	12.07
0.00	0.00	0.00
0.00	0.00	0.00

Manual Integration:

After

Peak not found.

07/02/21

Quantitation Report (Qedit)

Data Path : I:\ACQUDATA\5973A\DATA\070221\
Data File : EE450.D
Acq On : 2 Jul 2021 3:24 pm
Operator : JMisiurewicz
Sample : 100 ppm STD
Misc : Initial Calibration 8270D/625
ALS Vial : 11 Sample Multiplier: 1

Quant Time: Jul 02 16:55:23 2021
Quant Method : I:\ACQUDATA\5973A\METHODS\8270070221A.M
Quant Title : 8270 BNA ANALYSIS
QLast Update : Fri Jul 02 15:11:16 2021
Response via : Initial Calibration

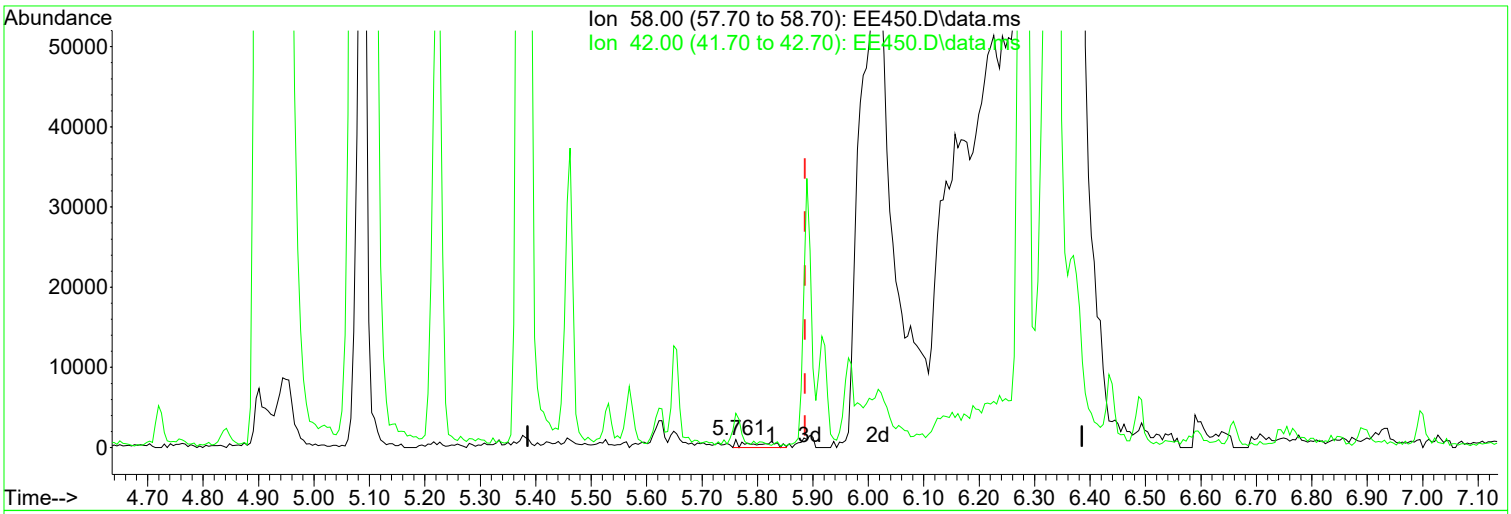

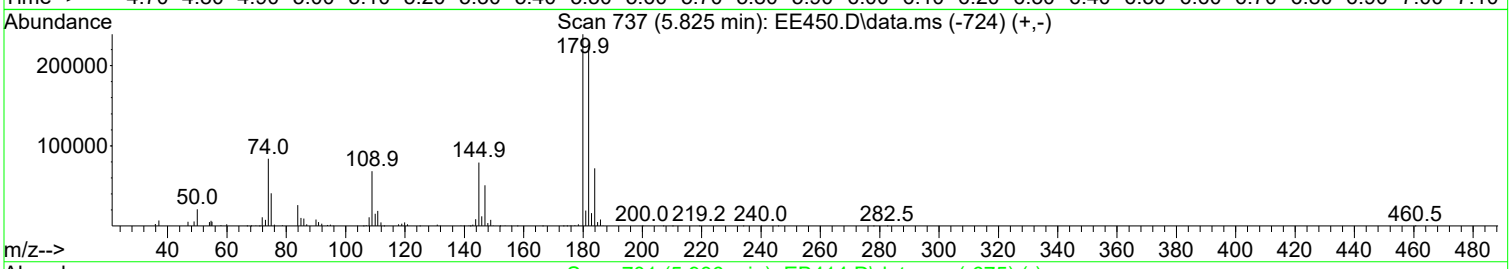

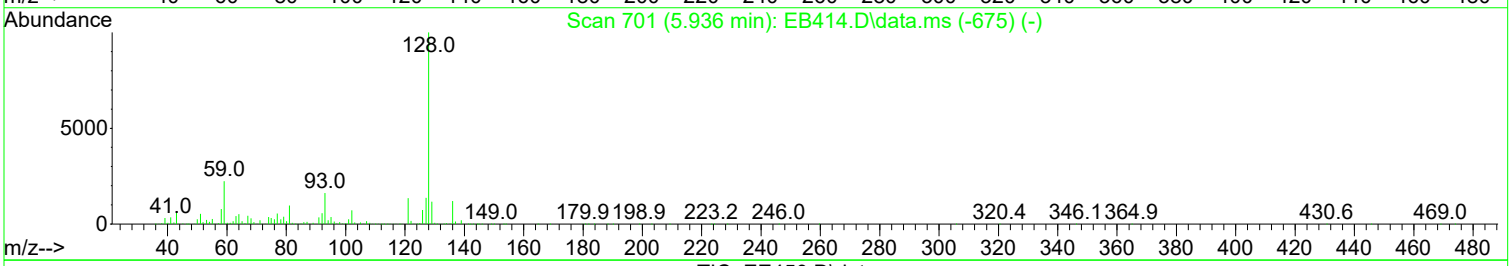

TIC: EE450.D\data.ms

(44) a,a-Dimethylphenethylamine (TM)

5.825min (-0.061) 0.16 ppm

response 2533

Ion	Exp%	Act%
58.00	100.00	100.00
42.00	7.30	0.00
0.00	0.00	0.00
0.00	0.00	0.00

Manual Integration:

Before

07/02/21

Quantitation Report (Qedit)

Data Path : I:\ACQUDATA\5973A\DATA\070221\
Data File : EE450.D
Acq On : 2 Jul 2021 3:24 pm
Operator : JMisiurewicz
Sample : 100 ppm STD
Misc : Initial Calibration 8270D/625
ALS Vial : 11 Sample Multiplier: 1

Quant Time: Jul 02 16:55:23 2021
Quant Method : I:\ACQUDATA\5973A\METHODS\8270070221A.M
Quant Title : 8270 BNA ANALYSIS
QLast Update : Fri Jul 02 15:11:16 2021
Response via : Initial Calibration

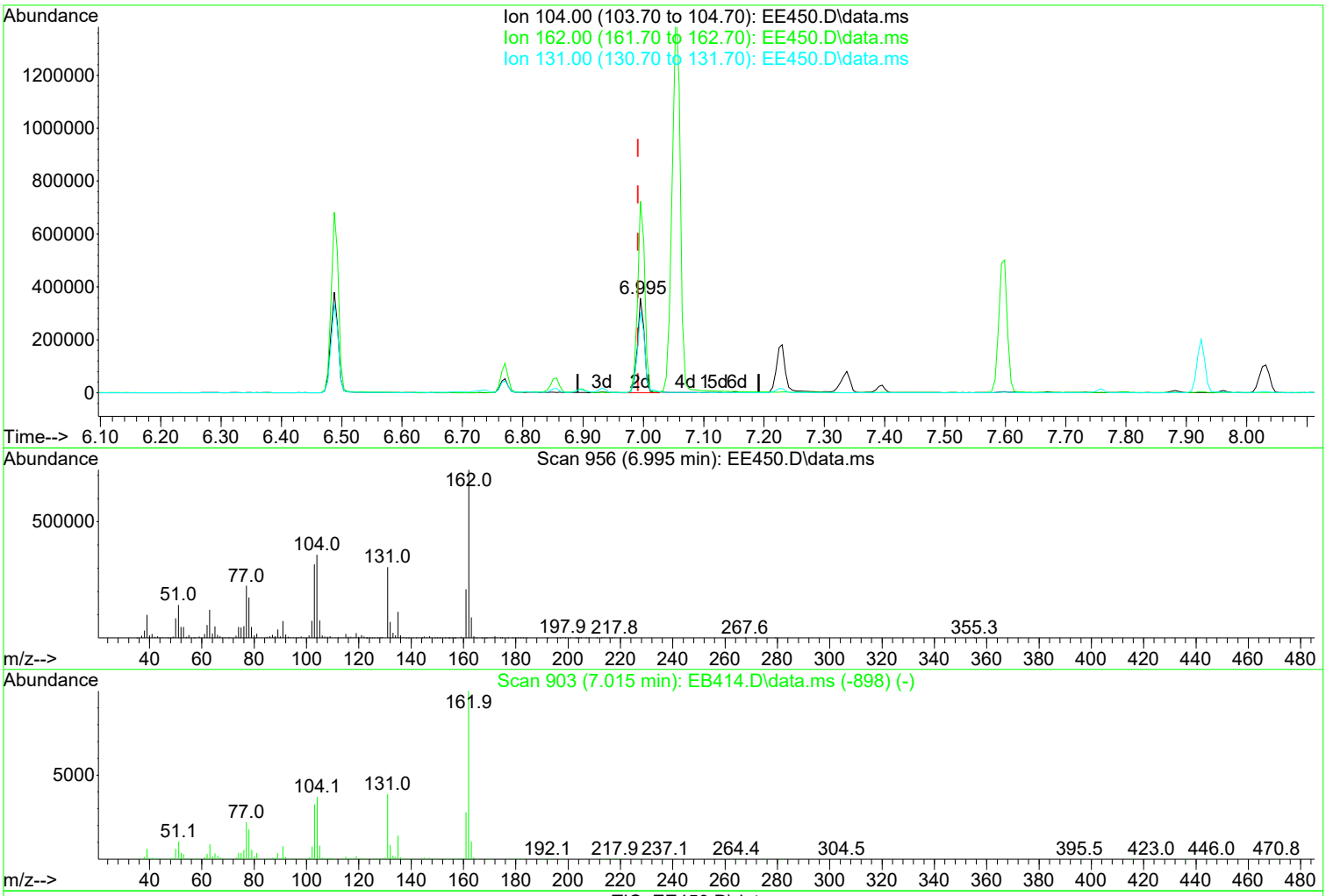

(65) Isosafrole (TM)

6.995min (+ 0.003) 96.99 ppm m

response 282946

Ion	Exp%	Act%
104.00	100.00	100.00
162.00	95.60	202.31#
131.00	87.90	85.00
0.00	0.00	0.00

Manual Integration:

After

Peak not found.

07/02/21

Quantitation Report (Qedit)

1st DM 07/07/21
2nd BA 07/07/21

Data Path : I:\ACQUDATA\5973A\DATA\070221\
Data File : EE450.D
Acq On : 2 Jul 2021 3:24 pm
Operator : JMisiurewicz
Sample : 100 ppm STD
Misc : Initial Calibration 8270D/625
ALS Vial : 11 Sample Multiplier: 1

Quant Time: Jul 02 16:55:23 2021
Quant Method : I:\ACQUDATA\5973A\METHODS\8270070221A.M
Quant Title : 8270 BNA ANALYSIS
QLast Update : Fri Jul 02 15:11:16 2021
Response via : Initial Calibration

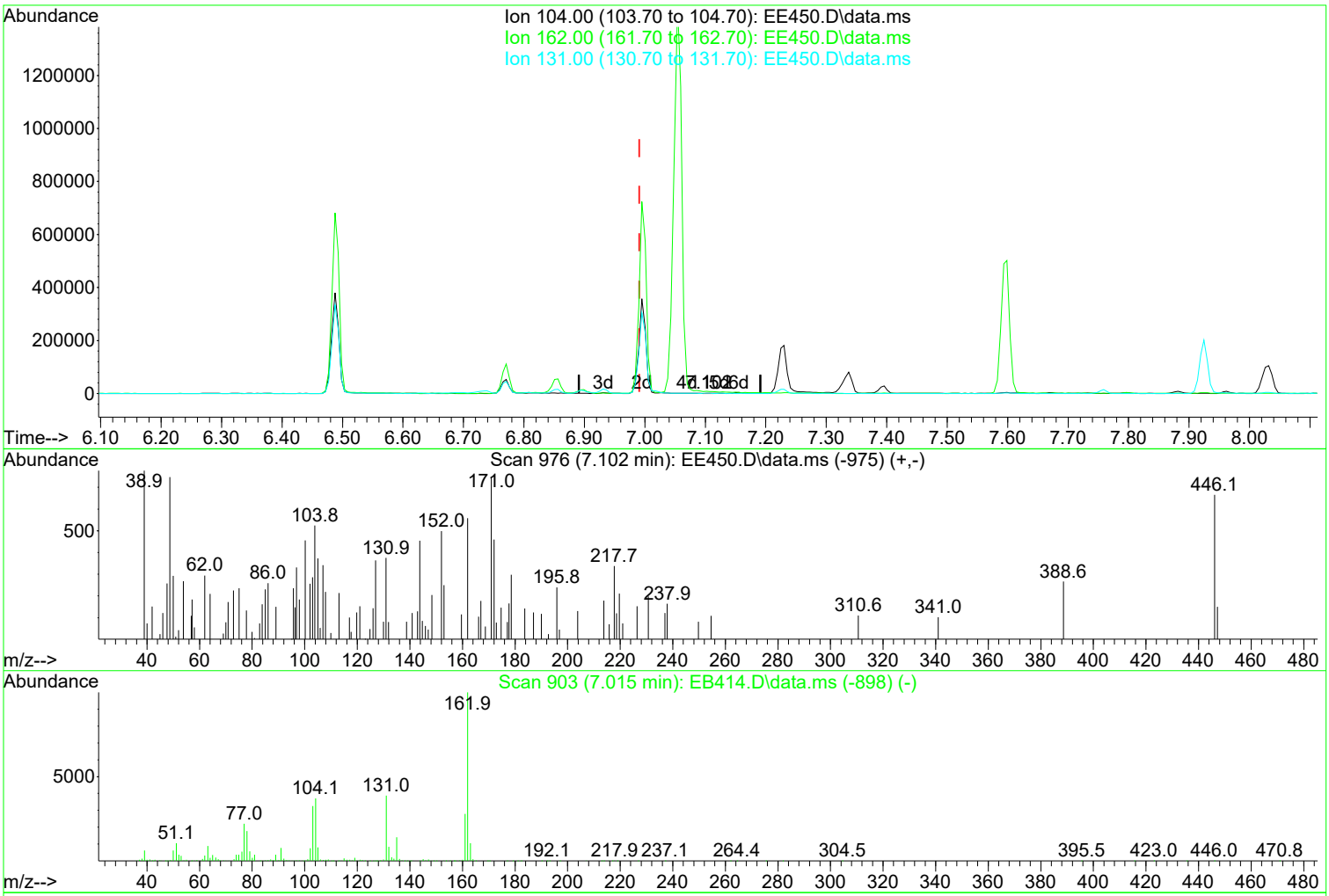

TIC: EE450.D\data.ms

(65) Isosafrole (TM)

7.102min (+ 0.110) 0.10 ppm

response 290

Ion	Exp%	Act%
104.00	100.00	100.00
162.00	95.60	106.38
131.00	87.90	71.43
0.00	0.00	0.00

Manual Integration:

Before

07/02/21

1st DM 07/07/21
2nd BA 07/07/21

Quantitation Report (QT Reviewed)

Data Path : I:\ACQUDATA\5973A\DATA\070221\
Data File : EE450.D
Acq On : 2 Jul 2021 3:24 pm
Operator : JMisiurewicz
Sample : 100 ppm STD
Misc : Initial Calibration 8270D/625
ALS Vial : 11 Sample Multiplier: 1

Quant Time: Jul 02 16:55:23 2021
Quant Method : I:\ACQUDATA\5973A\METHODS\8270070221A.M
Quant Title : 8270 BNA ANALYSIS
QLast Update : Fri Jul 02 15:11:16 2021
Response via : Initial Calibration

Compound	R.T.	QIon	Response	Conc	Units	Dev(Min)
Internal Standards						
1) d4-1,4-Dichlorobenzene	4.725	152	238939	40.00	ppm	0.00
34) d8-Naphthalene	5.889	136	850921	40.00	ppm	0.00
58) d10-Acenaphthene	7.599	164	496777	40.00	ppm	0.00
92) d10-Phenanthrene	9.068	188	964125	40.00	ppm	0.00
118) d12-Chrysene	12.310	240	823668	40.00	ppm	0.00
136) d12-Perylene	15.211	264	858806	40.00	ppm	0.00
System Monitoring Compounds						
8) SURR1,2-FLUOROPHENOL	3.640	112	742491	100.21	ppm	0.00
Spiked Amount 20.000	Range 10 - 70		Recovery = 501.05%#			
13) SURR2,PHENOL-D6	4.399	99	955266	100.86	ppm	0.01
Spiked Amount 20.000	Range 10 - 107		Recovery = 504.30%#			
35) SURR4,NITROBENZENE-D5	5.221	82	822023	104.24	ppm	0.00
Spiked Amount 10.000	Range 31 - 110		Recovery = 1042.40%#			
64) SURR5,2-FLUOROBIPHENYL	6.931	172	1680918	101.88	ppm	0.00
Spiked Amount 10.000	Range 31 - 118		Recovery = 1018.80%#			
89) SURR3,2,4,6-TRIBROMOPH...	8.379	330	251502	108.81	ppm	0.00
Spiked Amount 20.000	Range 35 - 141		Recovery = 544.05%#			
125) SURR6,TERPHENYL-D14	10.745	244	1940544	100.37	ppm	0.00
Spiked Amount 10.000	Range 10 - 165		Recovery = 1003.70%#			

Target Compounds						Qvalue
2) 1,4-Dioxane	2.321	88	272698	93.307	ppm	95
3) Pyridine	2.609	79	709207	103.583	ppm	97
4) N-Nitrosodimethylamine	2.577	74	398773	97.990	ppm	94
5) 2-Picoline	3.181	93	778343	105.908	ppm	98
6) N-Nitrosomethylamine	3.266	42	457459	116.445	ppm	91
7) Methyl Methansulfonate	3.507	80	400922	100.760	ppm	95
9) N-Nitrosodiethylamine	3.822	102	354183	99.739	ppm	95
10) Ethyl Mathanesulfonate	4.062	79	545333	100.669	ppm	94
11) Benzaldehyde	4.351	106	390267	71.885	ppm	97
12) Aniline	4.436	93	1099661	97.036	ppm	93
14) Phenol	4.409	94	1046168	106.004	ppm	95
15) bis(2-Clethyl)Ether	4.484	93	676010	98.855	ppm	99
16) Pentachloroethane	4.479	117	276458	101.314	ppm	98
17) 2-Chlorophenol	4.543	128	824035	99.814	ppm	97
18) 1,3-Diclbenzene	4.677	146	857658	100.731	ppm	99
19) 1,4-Dichlorobenzene	4.735	146	862529	97.099	ppm	98
20) 1,2-Diclbenzene	4.874	146	832643	100.448	ppm	96
21) Benzyl Alcohol	4.842	79	623870	100.016	ppm	98
22) 1-Methyl-2-pyrrolidinone	4.901	99	479854	101.415	ppm	95
23) 2,2'-oxybis(1-Chloropr...	4.954	45	860416	93.236	ppm #	82
24) 2-Methylphenol	4.954	108	666857	98.109	ppm	90
25) 3+4-Methylphenol	5.088	108	808278	113.237	ppm	96
26) Acetophenone	5.083	105	1029222	95.832	ppm	96
27) N-Nitroso-Di-n-propyla...	5.088	70	576269	94.926	ppm #	77
28) N-Nitrosopyrrolidine	5.083	100	403125	99.786	ppm #	39
29) N-Nitrosomorpholine	5.109	56	502385	96.188	ppm	96
30) o-Toluidine	5.115	106	1126517	91.911	ppm	61
31) Hexachloroethane	5.179	117	345419	100.456	ppm	87
32) o,o,o-Triethylphosphor...	5.627	198	413866	106.366	ppm	94
33) Alpha-terpinol	5.921	121	227500	98.865	ppm	95
36) Nitrobenzene	5.243	77	778651	103.225	ppm	95
37) N-Nitrosopiperidine	5.382	42	585041	110.400	ppm	94
38) Isophorone	5.462	82	1308378	102.172	ppm	96

1st DM 07/07/21
2nd BA 07/07/21

Data Path : I:\ACQUDATA\5973A\DATA\070221\
Data File : EE450.D
Acq On : 2 Jul 2021 3:24 pm
Operator : JMisiurewicz
Sample : 100 ppm STD
Misc : Initial Calibration 8270D/625
ALS Vial : 11 Sample Multiplier: 1

Quant Time: Jul 02 16:55:23 2021
Quant Method : I:\ACQUDATA\5973A\METHODS\8270070221A.M
Quant Title : 8270 BNA ANALYSIS
QLast Update : Fri Jul 02 15:11:16 2021
Response via : Initial Calibration

Compound	R.T.	QIon	Response	Conc	Units		Dev(Min)
39) 2-Nitrophenol	5.531	139	459100	114.940	ppm		100
40) 2,4-Dimethylphenol	5.569	107	839909	108.252	ppm		99
41) bis(-2-Chloroethoxy)Me...	5.654	93	655360	101.113	ppm		97
42) Benzoic Acid	5.697	105	469172	210.860	ppm		92
43) 2,4-Dichlorophenol	5.761	162	719455	117.024	ppm		99
44) a,a-Dimethylphenethyla...	6.375	58	1542981m	99.625	ppm		
45) 1,2,4-Trichlorobenzene	5.836	180	730571	115.213	ppm		98
46) Naphthalene	5.911	128	2030501	100.695	ppm		97
47) 4-Chloroaniline	5.964	127	856224	105.855	ppm		99
48) 2,6-Dichlorophenol	5.975	162	664788	118.023	ppm		94
49) Hexachlorobutadiene	6.023	225	423524	116.334	ppm		100
50) Hexachloropropene	5.991	213	496071	124.544	ppm		98
51) 4-Chloro-3-methylphenol	6.439	107	645122	106.614	ppm		94
52) N-N-di-n-butylamine	6.279	84	488907	84.161	ppm		99
53) Caprolactam	6.338	113	228425	107.746	ppm		93
54) p-Phenylenediamine	6.317	80	141216	51.024	ppm		97
55) Safrole	6.488	162	578853	111.857	ppm		97
56) 2-Methylnaphthalene	6.578	142	1436628	109.410	ppm		98
57) 1-Methylnaphthalene	6.675	142	1379332	106.739	ppm		96
59) Hexachlorocyclopentadiene	6.728	237	292759	112.431	ppm		98
60) 1,2,4,5-Tetrachloroben...	6.739	216	686945	109.867	ppm		98
61) 1,2,3,4-Tetrachloroben...	7.016	216	694673	110.081	ppm		97
62) 2,4,6-Trichlorophenol	6.856	196	516724	114.526	ppm		98
63) 2,4,5-Trichlorophenol	6.899	196	493268	111.701	ppm		94
65) Isosafrole	6.995	104	282946m	96.989	ppm		
66) 1,1'-Biphenyl	7.032	154	1787339	98.547	ppm		95
67) 2-Chloronaphthalene	7.054	162	1354816	101.696	ppm		96
68) 2-Nitroaniline	7.155	65	414484	96.367	ppm		98
69) 1,4-Naphthoquinone	7.230	158	332425	95.095	ppm		99
70) m-Dinitrobenzene	7.374	168	266783	108.238	ppm		96
71) Acenaphthylene	7.460	152	1957968	97.275	ppm		94
72) Dimethyl phthalate	7.337	163	1515005	100.767	ppm		98
73) 2,6-Dinitrotoluene	7.396	165	361539	104.034	ppm		96
74) Acenaphthene	7.631	153	1427531	99.979	ppm		93
75) 3-Nitroaniline	7.567	138	421217	107.803	ppm		96
76) 2,4-Dinitrophenol	7.673	184	220140	102.152	ppm		96
77) Dibenzofuran	7.802	168	1820648	96.029	ppm		97
78) 2,4-Dinitrotoluene	7.796	165	535450	114.339	ppm		87
79) 4-Nitrophenol	7.743	65	372164	117.664	ppm		90
80) Pentachlorobenzene	7.759	250	582824	104.041	ppm		99
81) 1-Napthylamine	7.882	143	1123369	95.905	ppm		98
82) 2-Napthylamine	7.962	143	1188361	93.274	ppm		100
83) 2,3,4,6-Tetrachlorophenol	7.925	232	395826	129.389	ppm		94
84) Fluorene	8.138	166	1591117	104.499	ppm		98
85) 4-Chlorophenyl-phenyle...	8.133	204	762218	108.725	ppm		99
86) Diethylphthalate	8.031	149	1521145	102.443	ppm		96
87) 4-Nitroaniline	8.181	138	420701	99.782	ppm		95
88) 5-Nitro-o-toluidine	8.165	152	471812	103.672	ppm		95
90) Sulfotepp	8.411	322	273361	109.516	ppm		88
91) Octachlorocyclopentene	8.384	307	233714	107.407	ppm		98
93) Thionazin	8.112	107	245775	86.208	ppm		89
94) 4,6-Dinitro-2-methylph...	8.202	198	354530	101.903	ppm		93
95) Diphenylamine	8.261	169	2447245	176.123	ppm		89
96) 1,2 Diphenylhydrazine	8.299	77	1470979	78.522	ppm		93
97) N-Nitrosodiphenylamine	8.261	169	2447245	176.199	ppm		89
98) 1,3,5-Trinirobenzene	8.550	74	343590	107.781	ppm	#	1

Quantitation Report (QT Reviewed)

Data Path : I:\ACQUDATA\5973A\DATA\070221\
Data File : EE450.D
Acq On : 2 Jul 2021 3:24 pm
Operator : JMisiurewicz
Sample : 100 ppm STD
Misc : Initial Calibration 8270D/625
ALS Vial : 11 Sample Multiplier: 1

Quant Time: Jul 02 16:55:23 2021
Quant Method : I:\ACQUDATA\5973A\METHODS\8270070221A.M
Quant Title : 8270 BNA ANALYSIS
QLast Update : Fri Jul 02 15:11:16 2021
Response via : Initial Calibration

	Compound	R.T.	QIon	Response	Conc	Units	Dev(Min)
99)	Diallate	8.539	86	491368	83.985	ppm	97
100)	Phorate	8.550	121	320150	92.556	ppm	86
101)	Phenacetin	8.587	108	788626	87.023	ppm	91
102)	4-Bromophenyl-phenylether	8.619	248	451823	98.187	ppm	96
103)	Hexachlorobenzene	8.683	284	518017	97.118	ppm	96
104)	Dimethoate	8.731	87	290843	60.305	ppm	92
105)	Atrazine	8.790	215	173246	76.684	ppm	93
106)	Pentachlorophenol	8.881	266	298890	104.737	ppm	97
107)	4-Aminobiphenyl	8.881	169	1696759	90.629	ppm	93
108)	Pentachloronitrobenzene	8.892	237	212639	106.585	ppm	96
109)	Pronamide	8.945	173	826015	96.976	ppm	99
110)	Dinoseb	9.057	211	473044	119.944	ppm	98
111)	Disulfoton	9.062	88	771105	101.508	ppm	89
112)	Phenanthrene	9.095	178	2145306	90.110	ppm	93
113)	Anthracene	9.143	178	2131923	91.646	ppm	91
114)	Carbazole	9.303	167	2141546	87.465	ppm	94
115)	Di-n-butylphthalate	9.639	149	2461595	85.086	ppm	93
116)	4-Nitroquinonline-1-oxide	9.858	190	139730	94.849	ppm	96
117)	Fluoranthene	10.296	202	2386746	92.589	ppm	94
119)	Methyl Parathion	9.431	109	336388	83.829	ppm	98
120)	Ethyl Parathion	9.816	97	367424	94.706	ppm	99
121)	Methapyrilene	9.928	58	505162	85.814	ppm	100
122)	Isodrin	10.126	193	247769	101.032	ppm	97
123)	Benzidine	10.451	184	1280461	85.909	ppm	97
124)	Pyrene	10.558	202	2453504	98.408	ppm	91
126)	Aramite	10.815	185	174141m	93.586	ppm	
127)	p-(Dimethylamino)azobe...	10.927	120	688579	99.687	ppm	92
128)	Chlorobenzilate	10.986	139	929895	97.445	ppm	98
129)	Butyl benzyl phthalate	11.418	149	1255064	92.504	ppm	95
130)	3,3-Dimethylbenzidine	11.392	212	1528094	91.687	ppm	99
131)	2-Acetylaminofluorene	11.792	181	1162154	102.290	ppm	98
132)	3,3'-Dichlorobenzidine	12.262	252	988438	99.780	ppm	98
133)	Benzo(a)anthracene	12.294	228	2448574	98.123	ppm	99
134)	Chrysene	12.359	228	2303740	101.864	ppm	96
135)	bis(2-Ethylhexyl)phtha...	12.391	149	1663394	86.363	ppm	97
137)	Di-n-octyl phthalate	13.715	149	2905219	92.986	ppm	97
138)	7,12-Dimethylbenz(a)an...	14.399	256	1261075	107.288	ppm	97
139)	Benzo(b)Fluoranthene	14.421	252	2494470	105.652	ppm	95
140)	Benzo(k)fluoranthene	14.474	252	2249127	104.007	ppm	98
141)	Benzo(a)pyrene	15.094	252	1927211	105.619	ppm	98
142)	3-Methylcholanthrene	15.890	268	1324798	102.015	ppm	99
143)	Indeno(1,2,3-cd)Pyrene	17.193	276	2072124	101.499	ppm	95
144)	Dibenz(a,h)anthracene	17.241	278	2136978	100.369	ppm	98
145)	Benzo(g,h,i)perylene	17.642	276	1888267	92.544	ppm	98

(#) = qualifier out of range (m) = manual integration (+) = signals summed

Quantitation Report (QT Reviewed)

Data Path : I:\ACQUDATA\5973A\DATA\070221\
Data File : EE450.D
Acq On : 2 Jul 2021 3:24 pm
Operator : JMisiurewicz
Sample : 100 ppm STD
Misc : Initial Calibration 8270D/625
ALS Vial : 11 Sample Multiplier: 1

Quant Time: Jul 02 16:55:23 2021
Quant Method : I:\ACQUDATA\5973A\METHODS\8270070221A.M
Quant Title : 8270 BNA ANALYSIS
QLast Update : Fri Jul 02 15:11:16 2021
Response via : Initial Calibration

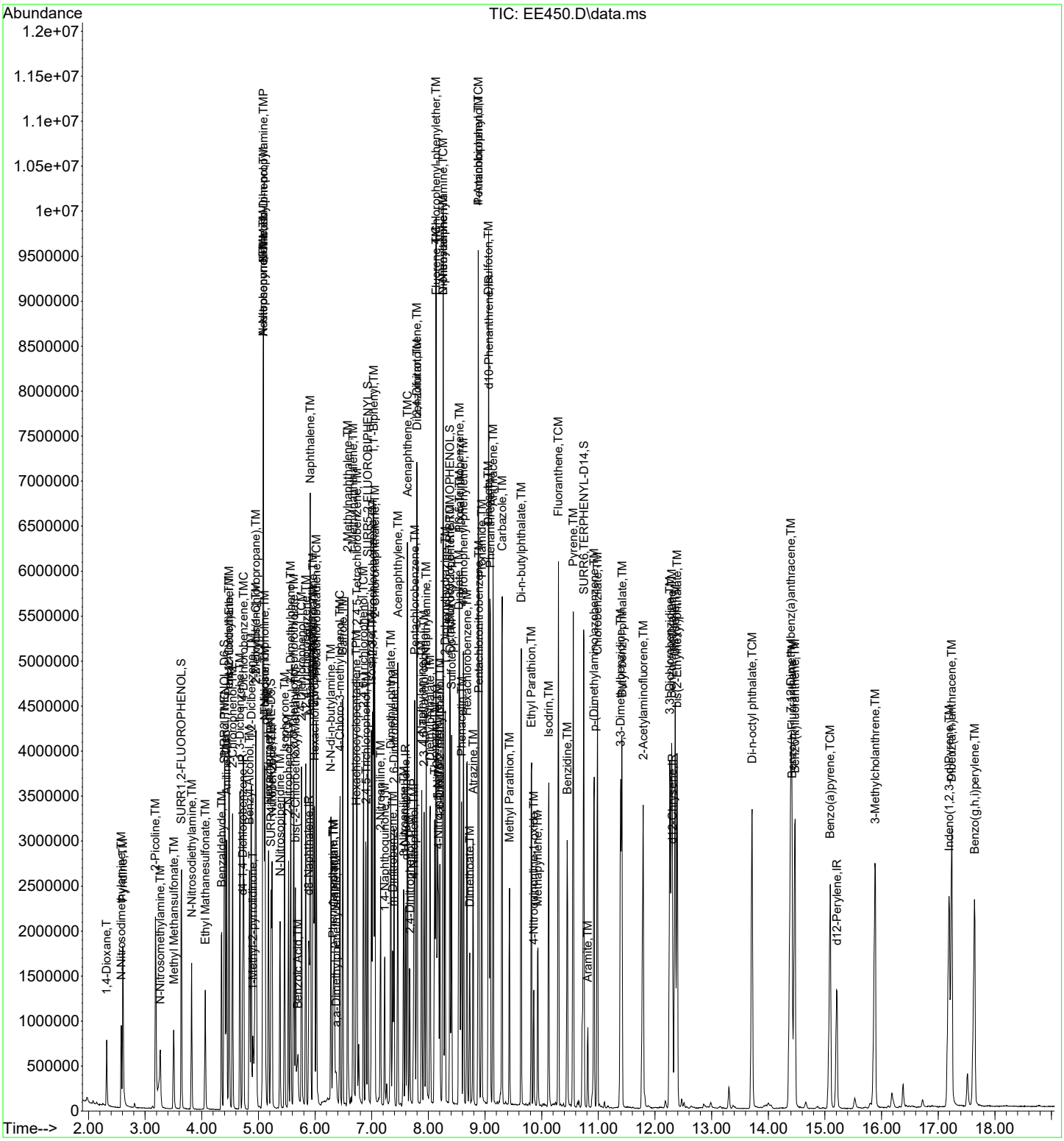

Quantitation Report (Qedit)

Data Path : I:\ACQUDATA\5973A\DATA\070221\
Data File : EE451.D
Acq On : 2 Jul 2021 3:53 pm
Operator : JMisiurewicz
Sample : ICV
Misc : Initial Calibration 8270D/625
ALS Vial : 12 Sample Multiplier: 1

Quant Time: Jul 06 16:59:49 2021
Quant Method : I:\ACQUDATA\5973A\METHODS\8270070221A.M
Quant Title : 8270 BNA ANALYSIS
QLast Update : Fri Jul 02 16:59:23 2021
Response via : Initial Calibration

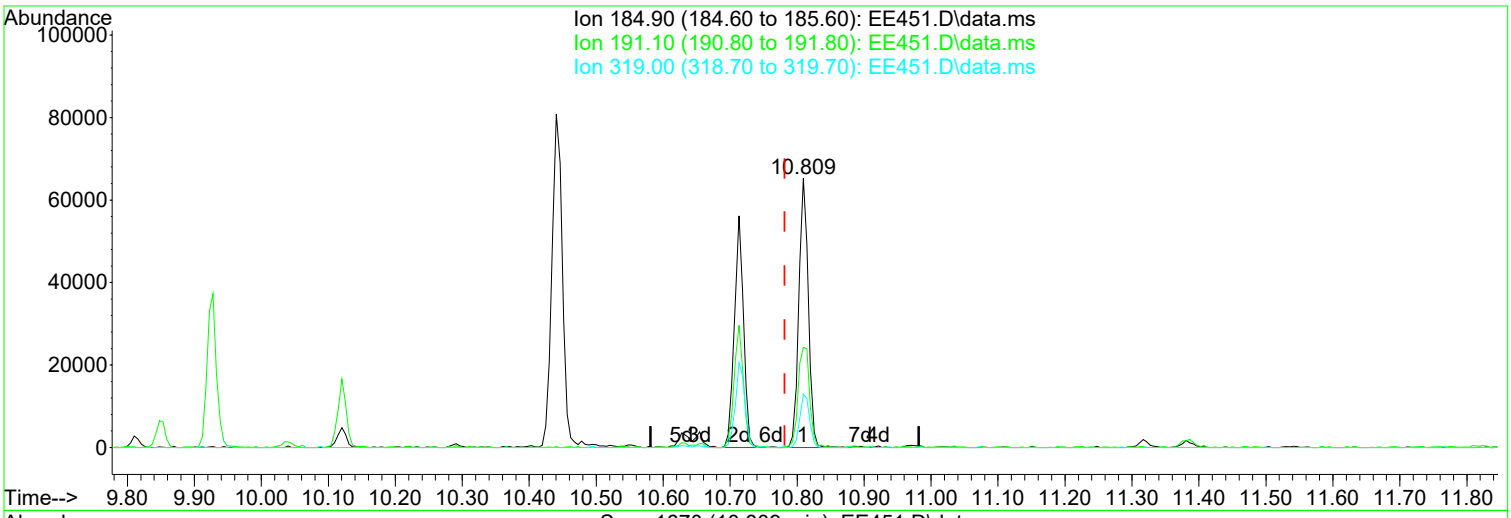

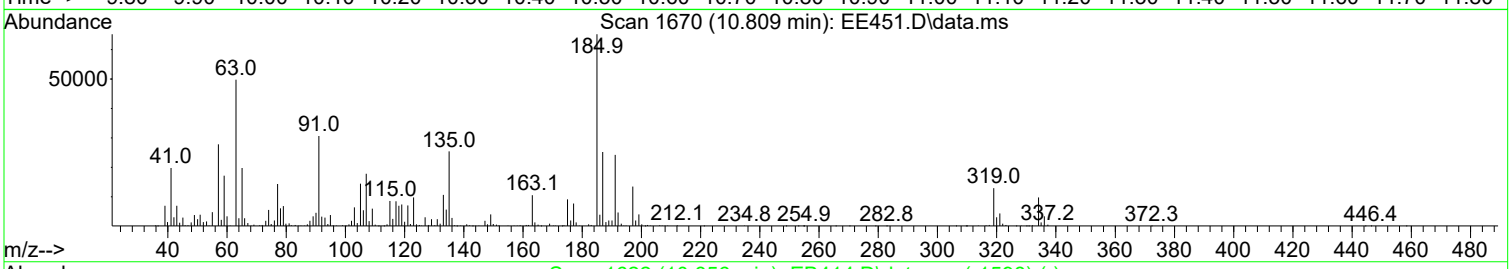



TIC: EE451.D\data.ms

(126) Aramite (TM)

10.809min (+ 0.027) 63.86 ppm m

response 118505

Ion	Exp%	Act%
184.90	100.00	100.00
191.10	46.30	37.17
319.00	20.60	19.89
0.00	0.00	0.00

Manual Integration:

After

Split Peak.

07/06/21

1st DM 07/07/21
2nd BA 07/07/21

Quantitation Report (Qedit)

Data Path : I:\ACQUDATA\5973A\DATA\070221\
Data File : EE451.D
Acq On : 2 Jul 2021 3:53 pm
Operator : JMisiurewicz
Sample : ICV
Misc : Initial Calibration 8270D/625
ALS Vial : 12 Sample Multiplier: 1

Quant Time: Jul 06 16:59:49 2021
Quant Method : I:\ACQUDATA\5973A\METHODS\8270070221A.M
Quant Title : 8270 BNA ANALYSIS
QLast Update : Fri Jul 02 16:59:23 2021
Response via : Initial Calibration

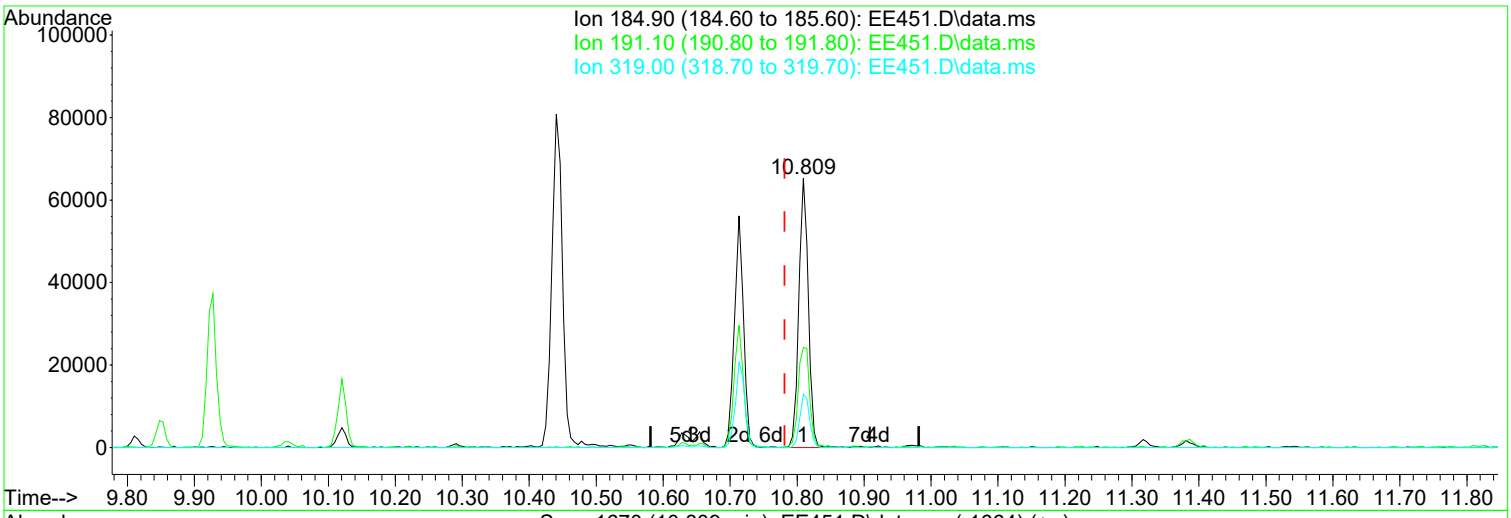

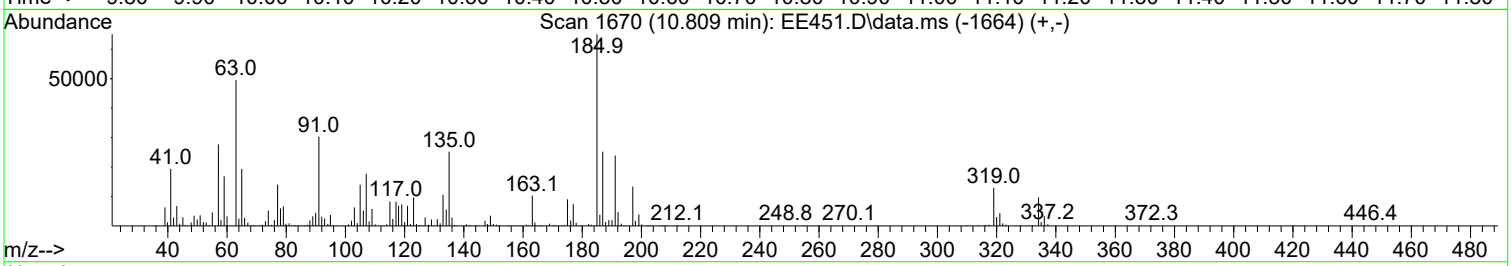



TIC: EE451.D\data.ms

(126) Aramite (TM)

10.809min (+ 0.027) 34.71 ppm

response 64411

Ion	Exp%	Act%
184.90	100.00	100.00
191.10	46.30	36.79
319.00	20.60	19.81
0.00	0.00	0.00

Manual Integration:

Before

07/06/21

1st DM 07/07/21
2nd BA 07/07/21

Quantitation Report (Qedit)

Data Path : I:\ACQUDATA\5973A\DATA\070221\
Data File : EE451.D
Acq On : 2 Jul 2021 3:53 pm
Operator : JMisiurewicz
Sample : ICV
Misc : Initial Calibration 8270D/625
ALS Vial : 12 Sample Multiplier: 1

Quant Time: Jul 06 16:59:49 2021
Quant Method : I:\ACQUDATA\5973A\METHODS\8270070221A.M
Quant Title : 8270 BNA ANALYSIS
QLast Update : Fri Jul 02 16:59:23 2021
Response via : Initial Calibration

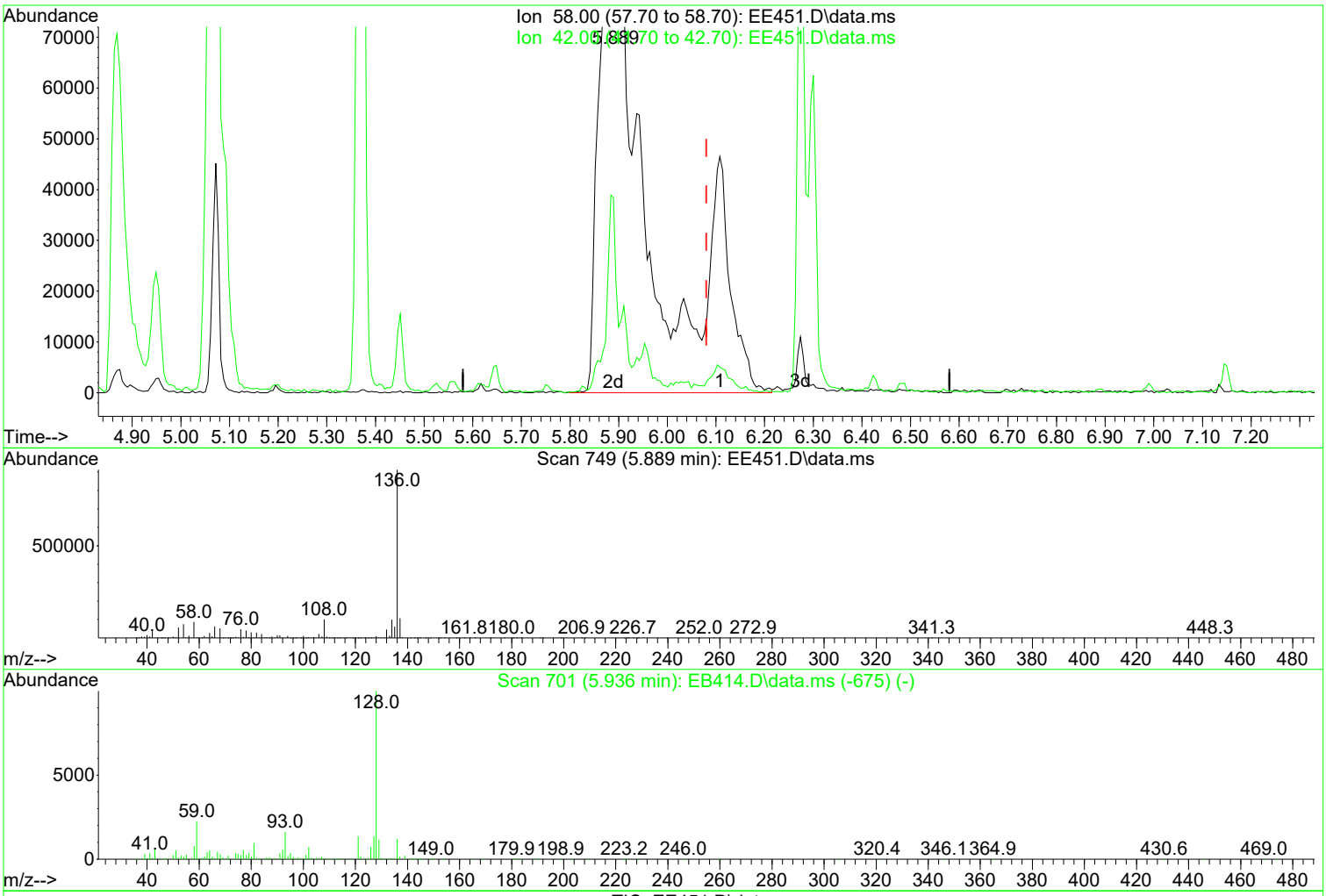

(44) a,a-Dimethylphenethylamine (TM)

5.889min (-0.191) 38.82 ppm m

response 666920

Ion	Exp%	Act%
58.00	100.00	100.00
42.00	7.30	44.40
0.00	0.00	0.00
0.00	0.00	0.00

Manual Integration:

After

Poor integration.

07/06/21

Quantitation Report (Qedit)

1st DM 07/07/21
2nd BA 07/07/21

Data Path : I:\ACQUDATA\5973A\DATA\070221\
Data File : EE451.D
Acq On : 2 Jul 2021 3:53 pm
Operator : JMisiurewicz
Sample : ICV
Misc : Initial Calibration 8270D/625
ALS Vial : 12 Sample Multiplier: 1

Quant Time: Jul 06 16:59:49 2021
Quant Method : I:\ACQUDATA\5973A\METHODS\8270070221A.M
Quant Title : 8270 BNA ANALYSIS
QLast Update : Fri Jul 02 16:59:23 2021
Response via : Initial Calibration

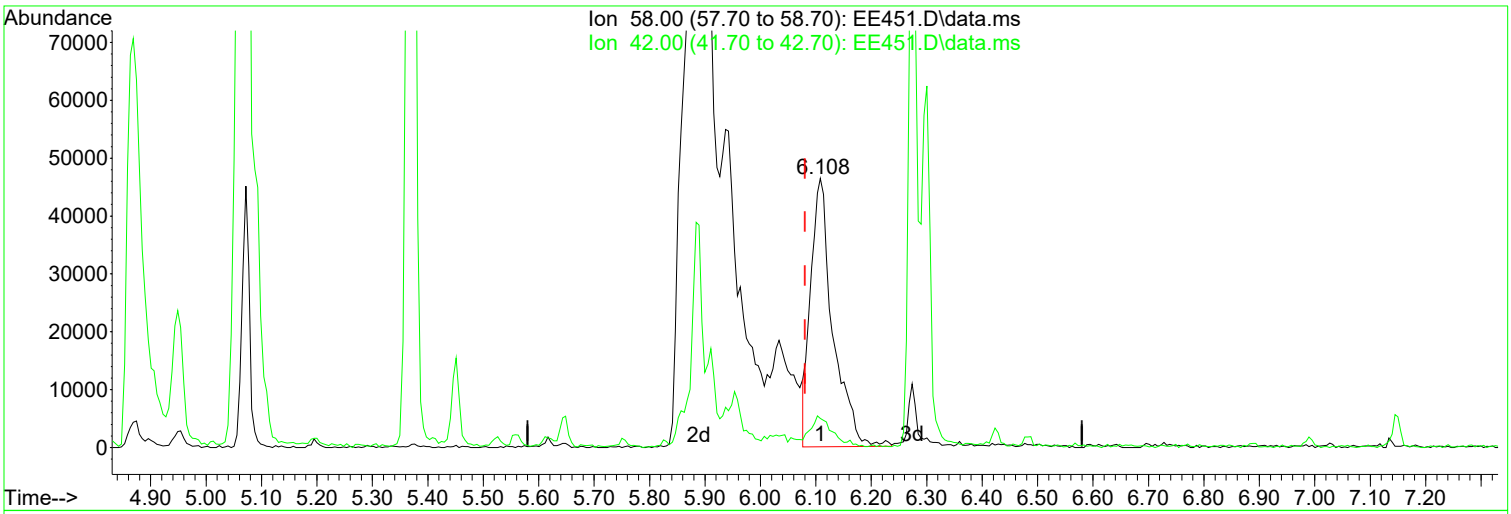

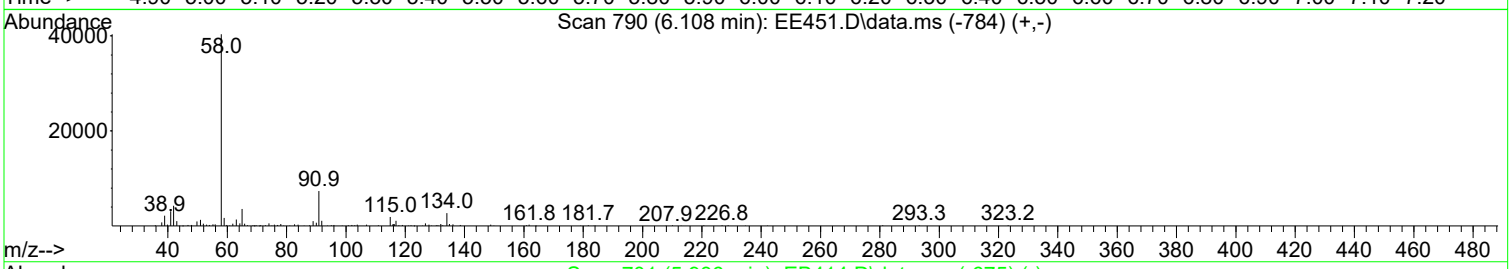

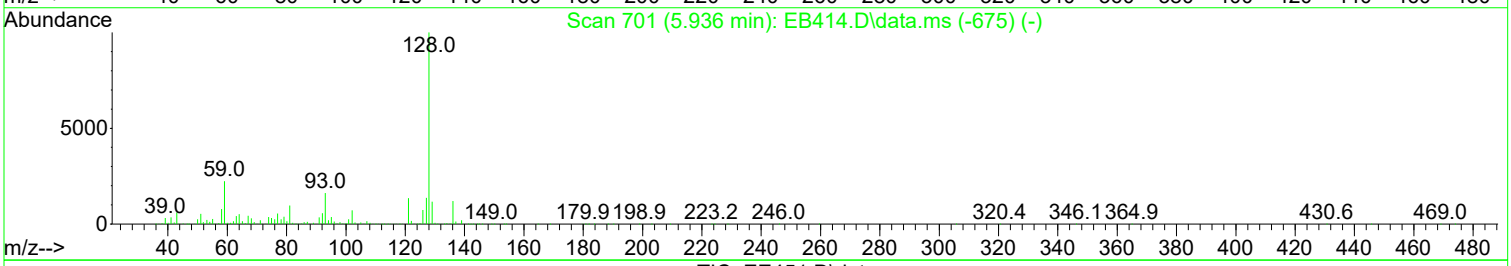

TIC: EE451.D\data.ms

(44) a,a-Dimethylphenethylamine (TM)

6.108min (+ 0.028) 7.52 ppm

response 129191

Ion	Exp%	Act%
58.00	100.00	100.00
42.00	7.30	10.58
0.00	0.00	0.00
0.00	0.00	0.00

Manual Integration:

Before

07/06/21

Evaluate Continuing Calibration Report

1st DM 07/07/21
2nd BA 07/07/21

Data Path : I:\ACQUDATA\5973A\DATA\070221\
Data File : EE451.D
Acq On : 2 Jul 2021 3:53 pm
Operator : JMisiurewicz
Sample : ICV
Misc : Initial Calibration 8270D/625
ALS Vial : 12 Sample Multiplier: 1

Quant Time: Jul 06 16:59:49 2021
Quant Method : I:\ACQUDATA\5973A\METHODS\8270070221A.M
Quant Title : 8270 BNA ANALYSIS
QLast Update : Fri Jul 02 16:59:23 2021
Response via : Initial Calibration

Min. RRF : 0.000 Min. Rel. Area : 50% Max. R.T. Dev 0.50min
Max. RRF Dev : 20% Max. Rel. Area : 200%

		Compound	Amount	Calc.	%Dev	Area%	Dev(min)
1	IR	d4-1,4-Dichlorobenzene	40.000	40.000	0.0	107	0.00
2	T	1,4-Dioxane	40.000	36.665	8.3	100	0.00
3	TM	Pyridine	40.000	43.244	-8.1	110	0.00
4	TM	N-Nitrosodimethylamine	40.000	42.048	-5.1	99	-0.01
5	TM	2-Picoline	40.000	41.159	-2.9	108	0.00
6	TM	N-Nitrosomethylamine	40.000	40.177	-0.4	102	0.00
7	TM	Methyl Methansulfonate	40.000	43.854	-9.6	117	0.00
8	S	SURR1,2-FLUOROPHENOL	40.000	0.000	100.0#	0	-3.63#
9	TM	N-Nitrosodiethylamine	40.000	40.022	-0.1	106	0.00
10	TM	Ethyl Mathanesulfonate	40.000	38.379	4.1	103	0.00
11	TM	Benzaldehyde	40.000	38.313	4.2	106	0.00
12	TM	Aniline	40.000	37.991	5.0	100	0.00
13	S	SURR2,PHENOL-D6	40.000	0.000	100.0#	0	-4.39#
14	TMC	Phenol	40.000	36.403	9.0	96	0.00
15	TM	bis(2-Clethyl)Ether	40.000	39.818	0.5	109	0.00
16	TM	Pentachloroethane	40.000	36.675	8.3	102	0.00
17	TM	2-Chlorophenol	40.000	36.577	8.6	95	0.00
18	TM	1,3-Diclbenzene	40.000	38.933	2.7	103	0.00
19	TMC	1,4-Dichlorobenzene	40.000	37.157	7.1	103	0.00
20	TM	1,2-Diclbenzene	40.000	37.690	5.8	100	0.00
21	TM	Benzyl Alcohol	40.000	42.074	-5.2	108	0.00
22	T	1-Methyl-2-pyrrolidinone	40.000	37.477	6.3	96	0.00
23	TM	2,2'-oxybis(1-Chloropropane	40.000	39.384	1.5	106	0.00
24	TM	2-Methylphenol	40.000	39.103	2.2	104	0.00
25	TM	3+4-Methylphenol	40.000	37.856	5.4	101	0.00
26	TM	Acetophenone	40.000	35.085	12.3	95	0.00
27	TMP	N-Nitroso-Di-n-propylamine	40.000	37.296	6.8	101	0.00
28	TM	N-Nitrosopyrrolidine	40.000	37.171	7.1	98	0.00
29	TM	N-Nitrosomorpholine	40.000	37.368	6.6	99	0.00
30	TM	o-Toluidine	40.000	36.710	8.2	98	0.00
31	TM	Hexachloroethane	40.000	36.153	9.6	101	0.00
32	TM	o,o,o-Triethylphosphorothio	40.000	36.186	9.5	95	0.00
33	TM	Alpha-terpinol	40.000	49.667	-24.2#	136	0.00
34	IR	d8-Naphthalene	40.000	40.000	0.0	104	0.00
35	S	SURR4,NITROBENZENE-D5	40.000	0.000	100.0#	0	-5.22#
36	TM	Nitrobenzene	40.000	39.106	2.2	103	0.00
37	TM	N-Nitrosopiperidine	40.000	38.956	2.6	105	0.00
38	TM	Isophorone	40.000	41.706	-4.3	108	0.00
39	TCM	2-Nitrophenol	40.000	38.521	3.7	96	0.00
40	TM	2,4-Dimethylphenol	40.000	38.358	4.1	98	0.00
41	TM	bis(-2-Chloroethoxy)Methane	40.000	46.094	-15.2	116	0.00
42	TM	Benzoic Acid	40 ~~80.000~~	~~80.940~~ 40.47	-1.2	99	-0.02
43	TCM	2,4-Dichlorophenol	40.000	36.923	7.7	94	0.00
44	TM	a,a-Dimethylphenethylamine	40.000	38.815	3.0	102	-0.19
45	TM	1,2,4-Trichlorobenzene	40.000	37.909	5.2	99	0.00
46	TM	Naphthalene	40.000	38.749	3.1	102	0.00
47	TM	4-Chloroaniline	40.000	41.948	-4.9	109	0.00
48	TM	2,6-Dichlorophenol	40.000	37.092	7.3	98	0.00
49	TCM	Hexachlorobutadiene	40.000	36.403	9.0	98	0.00
50	TM	Hexachloropropene	40.000	36.953	7.6	96	0.00
51	TMC	4-Chloro-3-methylphenol	40.000	36.711	8.2	95	0.00

Evaluate Continuing Calibration Report

Data Path : I:\ACQUDATA\5973A\DATA\070221\
Data File : EE451.D
Acq On : 2 Jul 2021 3:53 pm
Operator : JMisiurewicz
Sample : ICV
Misc : Initial Calibration 8270D/625
ALS Vial : 12 Sample Multiplier: 1

Quant Time: Jul 06 16:59:49 2021
Quant Method : I:\ACQUDATA\5973A\METHODS\8270070221A.M
Quant Title : 8270 BNA ANALYSIS
QLast Update : Fri Jul 02 16:59:23 2021
Response via : Initial Calibration

Min. RRF : 0.000 Min. Rel. Area : 50% Max. R.T. Dev 0.50min
Max. RRF Dev : 20% Max. Rel. Area : 200%

		Compound	Amount	Calc.		%Dev	Area%	Dev(min)
52	TM	N-N-di-n-butylamine	40.000	35.375		11.6	98	0.00
53	TM	Caprolactam	40.000	36.641		8.4	96	0.00
54	TM	p-Phenylenediamine	40.000	39.125		2.2	126	0.00
55	TM	Safrole	40.000	39.171		2.1	102	0.00
56	TM	2-Methylnaphthalene	40.000	40.461		-1.2	106	0.00
57	TM	1-Methylnaphthalene	40.000	39.252		1.9	103	0.00
58	IR	d10-Acenaphthene	40.000	40.000		0.0	104	0.00
59	TPM	Hexachlorocyclopentadiene	40.000	47.609		-19.0	128	0.00
60	TM	1,2,4,5-Tetrachlorobenzene	40.000	37.059		7.4	98	0.00
61	TM	1,2,3,4-Tetrachlorobenzene	40.000	37.207		7.0	97	0.00
62	TCM	2,4,6-Trichlorophenol	40.000	36.823		7.9	92	0.00
63	TM	2,4,5-Trichlorophenol	40.000	38.268		4.3	100	0.00
64	S	SURR5,2-FLUOROBIPHENYL	40.000	0.000		100.0#	0	-6.93#
65	TM	Isosafrole	40.000	36.986		7.5	96	0.00
66	TM	1,1'-Biphenyl	40.000	36.294		9.3	96	0.00
67	TM	2-Chloronaphthalene	40.000	39.758		0.6	104	0.00
68	TM	2-Nitroaniline	40.000	45.783		-14.5	123	0.00
69	TM	1,4-Naphthoquinone	40.000	42.003		-5.0	105	0.00
70	TM	m-Dinitrobenzene	40.000	42.758		-6.9	107	0.00
71	TM	Acenaphthylene	40.000	43.279		-8.2	111	0.00
72	TM	Dimethyl phthalate	40.000	37.575		6.1	101	0.00
73	TM	2,6-Dinitrotoluene	40.000	39.281		1.8	102	0.00
74	TMC	Acenaphthene	40.000	39.943		0.1	105	0.00
75	TM	3-Nitroaniline	40.000	38.139		4.7	97	0.00
76	TPM	2,4-Dinitrophenol	40.000	39.760		0.6	93	0.00
77	TM	Dibenzofuran	40.000	38.471		3.8	100	0.00
78	TM	2,4-Dinitrotoluene	40.000	39.649		0.9	100	0.00
79	TMP	4-Nitrophenol	40.000	35.870		10.3	88	0.00
80	TM	Pentachlorobenzene	40.000	38.548		3.6	100	0.00
81	TM	1-Napthylamine	40.000	46.921		-17.3	126	0.00
82	TM	2-Napthylamine	40.000	42.933		-7.3	114	0.00
83	TM	2,3,4,6-Tetrachlorophenol	40.000	40.590		-1.5	98	0.00
84	TM	Fluorene	40.000	38.286		4.3	99	0.00
85	TM	4-Chlorophenyl-phenylether	40.000	40.595		-1.5	104	0.00
86	TM	Diethylphthalate	40.000	39.198		2.0	101	0.00
87	TM	4-Nitroaniline	40.000	39.474		1.3	96	0.00
88	TM	5-Nitro-o-toluidine	40.000	39.584		1.0	98	0.00
89	S	SURR3,2,4,6-TRIBROMOPHENOL	40.000	0.000		100.0#	0	-8.37#
90	TM	Sulfotepp	40.000	40.325		-0.8	100	0.00
91	TM	Octachlorocyclopentene	40.000	48.925		-22.3#	113	0.00
92	IR	d10-Phenanthrene	40.000	40.000		0.0	101	0.00
93	TM	Thionazin	40.000	35.964		10.1	97	0.00
94	TM	4,6-Dinitro-2-methylphenol	40.000	35.609		11.0	82	0.00
95	TM	Diphenylamine	~~80.000~~ 40	39.148	2.1	~~51.1#~~	52	0.00
96	TM	1,2 Diphenylhydrazine	40.000	34.068		14.8	96	0.00
97	TCM	N-Nitrosodiphenylamine	~~80.000~~ 40	39.147	2.1	~~51.1#~~	52	0.00
98	TM	1,3,5-Trinirobenzene	40.000	41.879		-4.7	96	0.00
99	TM	Diallate	40.000	31.173		22.1#	86	0.00
100	TM	Phorate	40.000	35.309		11.7	98	0.00
101	TM	Phenacetin	40.000	36.201		9.5	91	0.00

Evaluate Continuing Calibration Report

1st DM 07/07/21
2nd BA 07/07/21

Data Path : I:\ACQUDATA\5973A\DATA\070221\
Data File : EE451.D
Acq On : 2 Jul 2021 3:53 pm
Operator : JMisiurewicz
Sample : ICV
Misc : Initial Calibration 8270D/625
ALS Vial : 12 Sample Multiplier: 1

Quant Time: Jul 06 16:59:49 2021
Quant Method : I:\ACQUDATA\5973A\METHODS\8270070221A.M
Quant Title : 8270 BNA ANALYSIS
QLast Update : Fri Jul 02 16:59:23 2021
Response via : Initial Calibration

Min. RRF : 0.000 Min. Rel. Area : 50% Max. R.T. Dev 0.50min
Max. RRF Dev : 20% Max. Rel. Area : 200%

		Compound	Amount	Calc.	%Dev	Area%	Dev(min)
102	TM	4-Bromophenyl-phenylether	40.000	36.617	8.5	102	0.00
103	TM	Hexachlorobenzene	40.000	37.489	6.3	100	0.00
104	TM	Dimethoate	40.000	37.025	7.4	114	0.00
105	TM	Atrazine	40.000	35.874	10.3	95	0.00
106	TCM	Pentachlorophenol	40.000	39.164	2.1	98	0.00
107	TM	4-Aminobiphenyl	40.000	39.818	0.5	98	0.00
108	TM	Pentachloronitrobenzene	40.000	39.152	2.1	97	0.00
109	TM	Pronamide	40.000	36.473	8.8	89	0.00
110	TM	Dinoseb	40.000	40.220	-0.5	96	0.00
111	TM	Disulfoton	40.000	38.605	3.5	100	0.00
112	TM	Phenanthrene	40.000	38.510	3.7	100	0.00
113	TM	Anthracene	40.000	41.006	-2.5	103	0.00
114	TM	Carbazole	40.000	38.405	4.0	96	0.00
115	TM	Di-n-butylphthalate	40.000	40.545	-1.4	99	0.00
116	TM	4-Nitroquinonline-1-oxide	40.000	40.805	-2.0	91	0.00
117	TCM	Fluoranthene	40.000	40.070	-0.2	98	0.00
118	IR	d12-Chrysene	40.000	40.000	0.0	104	0.00
119	TM	Methyl Parathion	40.000	43.718	-9.3	111	0.00
120	TM	Ethyl Parathion	40.000	36.599	8.5	92	0.00
121	TM	Methapyrilene	40.000	53.554	-33.9#	141	0.00
122	TM	Isodrin	40.000	40.148	-0.4	106	0.00
123	TM	Benzidine	40.000	42.157	-5.4	104	0.00
124	TM	Pyrene	40.000	38.818	3.0	96	0.00
125	S	SURR6,TERPHENYL-D14	40.000	0.000	100.0#	0	-10.74#
126	TM	Aramite	40.000	63.855	-59.6#	168	0.03
127	TM	p-(Dimethylamino)azobenzene	40.000	37.968	5.1	93	0.00
128	TM	Chlorobenzilate	40.000	33.091	17.3	86	0.00
129	TM	Butyl benzyl phthalate	40.000	35.914	10.2	93	0.00
130	TM	3,3-Dimethylbenzidine	40.000	37.549	6.1	90	0.00
131	TM	2-Acetylaminofluorene	40.000	40.448	-1.1	98	0.00
132	TM	3,3'-Dichlorobenzidine	40.000	37.553	6.1	93	0.00
133	TM	Benzo(a)anthracene	40.000	36.927	7.7	97	0.00
134	TM	Chrysene	40.000	37.713	5.7	97	0.00
135	TM	bis(2-Ethylhexyl)phthalate	40.000	37.722	5.7	100	0.00
136	IR	d12-Perylene	40.000	40.000	0.0	103	0.00
137	TCM	Di-n-octyl phthalate	40.000	40.432	-1.1	98	0.00
138	TM	7,12-Dimethylbenz(a)anthrac	40.000	36.211	9.5	91	0.00
139	TM	Benzo(b)Fluoranthene	40.000	42.110	-5.3	103	0.00
140	TM	Benzo(k)fluoranthene	40.000	38.133	4.7	97	0.00
141	TCM	Benzo(a)pyrene	40.000	44.336	-10.8	109	0.00
142	TM	3-Methylcholanthrene	40.000	36.827	7.9	90	0.00
143	TM	Indeno(1,2,3-cd)Pyrene	40.000	38.771	3.1	98	0.00
144	TM	Dibenz(a,h)anthracene	40.000	39.034	2.4	98	0.00
145	TM	Benzo(g,h,i)perylene	40.000	36.923	7.7	96	0.00

(#) = Out of Range SPCC's out = 0 CCC's out = 1

Analysis: 8151	**Analyst:** Afraker	**Run Method:** HERB8A
Date: 04/27/21	**Instr.** 6890D R-GC-54	**Quant Method:** HERB042721
Syringes:	**LIMS Run#:**	721413

Pos.	Sample	Diln.	Stds. ID	File#	OK?	Comments
1	BLK			GH3595	—	
1	BLK			96	—	
2	Inst BLK			97	Y	
3	STD 1		216722	98	Y	
4	2		216723	99	Y	
5	3		216724	600	Y	
6	4		216725	01	Y	
7	5		216441	02	Y	
8	6		216726	03	Y	
9	ICV		213910	04	Y	
7	CCV		216441	05	Y	
10	R2103156-008			06	Y	Closing CCV files, hits CCV MI
11	R2103193-006			07	Y	surr int.
12	R2103194-005			08	Y	
13	R2103392-005			09	Y	
14	RQ2104520-01			10	Y	
15	-02			11	Y	~~2,4-D int~~ AF 4/29/21
16	-03			12	Y	
17	R2103863-001			13	Y	
18	-002			14	Y	
19	-003			15	Y	
7	CCV		216441	16	Y	BC & except PCP
20	R2103863-004			17	Y	
21	Ether 216750			18	Y	
22	RQ2104521-03			19	Y	
23	-04			20	Y	
24	-05			21	Y	2,4,5-TP ~~int~~
25	R2103193-009 RE			22	Y	
26	-010 RE			23	Y	
27	-011 RE			24	Y	
28	-012 RE			25	Y	
29	R2103194-007 RE			26	Y	
7	CCV		216441	27	Y	BC & surr Alachlor / 2,4-D / Dicamba
30	R2103194-008 RE			28	N	surr int: BC, 2,4-D BC int
31	-009 RE			29	Y	
32	-010 RE			30	Y	
33	-011 RE			31	N	surr int BC & 2,4-D BC int - Report 1/2
34	R2103353-002 RE			32	Y	
35	R2103718-001			33	Y	
36	-002			34	N	2,4-D BC int

All samples = _____mL + _____uL Combined IS/Surr.;

Primary :_____ exp: Secondary :_____ exp:

Primary:_____ exp: Secondary :_____ exp:

Reagents:

Runlog GCEXT r2 4/27/17

1st AF 04/28/21
2nd BA 04/28/21

Quantitation Report (QT Reviewed)

Data Path : I:\ACQUDATA\6890D\DATA\042721\
Data File : GH3604.D
Signal(s) : Signal #1: ECD1A.CH Signal #2: ECD2B.CH
Acq On : 27 Apr 2021 7:40 pm
Operator : AFelser
Sample : ICV
Misc : 8151 ICAL
ALS Vial : 9 Sample Multiplier: 1

Integration File signal 1: EVENTS.E
Integration File signal 2: EVENT1.E
Quant Time: Apr 28 09:44:13 2021
Quant Method : I:\ACQUDATA\6890D\METHODS\HERB042721.M
Quant Title : 8151 Herbicides
QLast Update : Wed Apr 28 09:42:47 2021
Response via : Initial Calibration
Integrator: ChemStation 6890 Scale Mode: Large solvent peaks clipped

Volume Inj. : 2uL
Signal #1 Phase : DB-1701 Signal #2 Phase: DB-17
Signal #1 Info : .32 mm Signal #2 Info : .32 mm

	Compound	RT#1	RT#2	Resp#1	Resp#2	ug/l	ug/l
	System Monitoring Compounds						
	Target Compounds						
2) T	Dicamba	5.850	5.988	1263.6E6	4168.3E6	243.985	226.574
3) T	Dichloroprop	6.503	6.467	304.9E6	1043.3E6	212.242	196.371
4) T	2,4-D	6.847	6.863	383.0E6	1357.8E6	223.650	210.993
5) T	Pentachlo...	6.997	7.201	4997.6E6	18122.1E6	240.596	234.831
6) T	2,4,5-TP(sil	7.555	7.485	1834.5E6	6393.5E6	235.374	220.048
7) T	2,4,5-T	8.011	7.996	1777.0E6	6432.5E6	244.241	247.489
8) T	Dinoseb	9.059	8.100	1238.5E6	4652.0E6	237.200	218.604

(f)=RT Delta > 1/2 Window (#)=Amounts differ by > 25% (m)=manual int.

Quantitation Report (QT Reviewed)

Data Path : I:\ACQUDATA\6890D\DATA\042721\
Data File : GH3604.D
Signal(s) : Signal #1: ECD1A.CH Signal #2: ECD2B.CH
Acq On : 27 Apr 2021 7:40 pm
Operator : AFelser
Sample : ICV
Misc : 8151 ICAL
ALS Vial : 9 Sample Multiplier: 1

Integration File signal 1: EVENTS.E
Integration File signal 2: EVENT1.E
Quant Time: Apr 28 09:44:13 2021
Quant Method : I:\ACQUDATA\6890D\METHODS\HERB042721.M
Quant Title : 8151 Herbicides
QLast Update : Wed Apr 28 09:42:47 2021
Response via : Initial Calibration
Integrator: ChemStation 6890 Scale Mode: Large solvent peaks clipped

Volume Inj. : 2uL
Signal #1 Phase : DB-1701 Signal #2 Phase: DB-17
Signal #1 Info : .32 mm Signal #2 Info : .32 mm

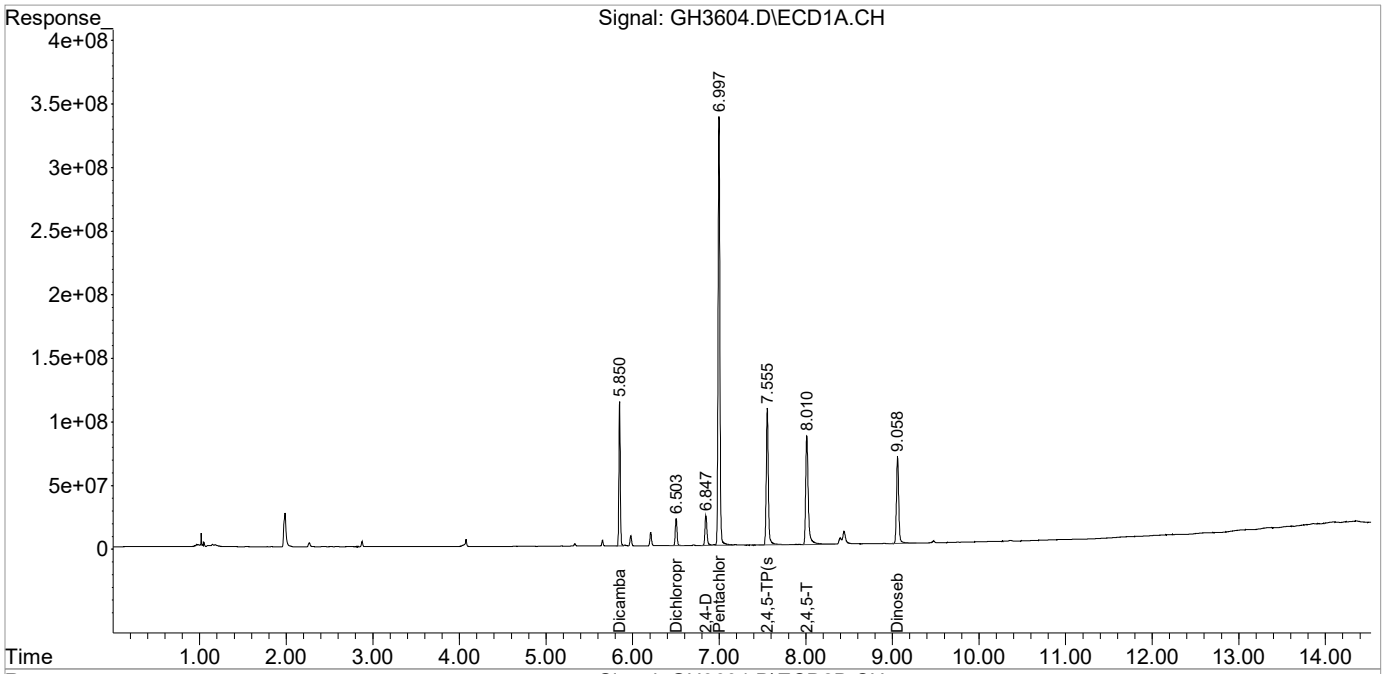

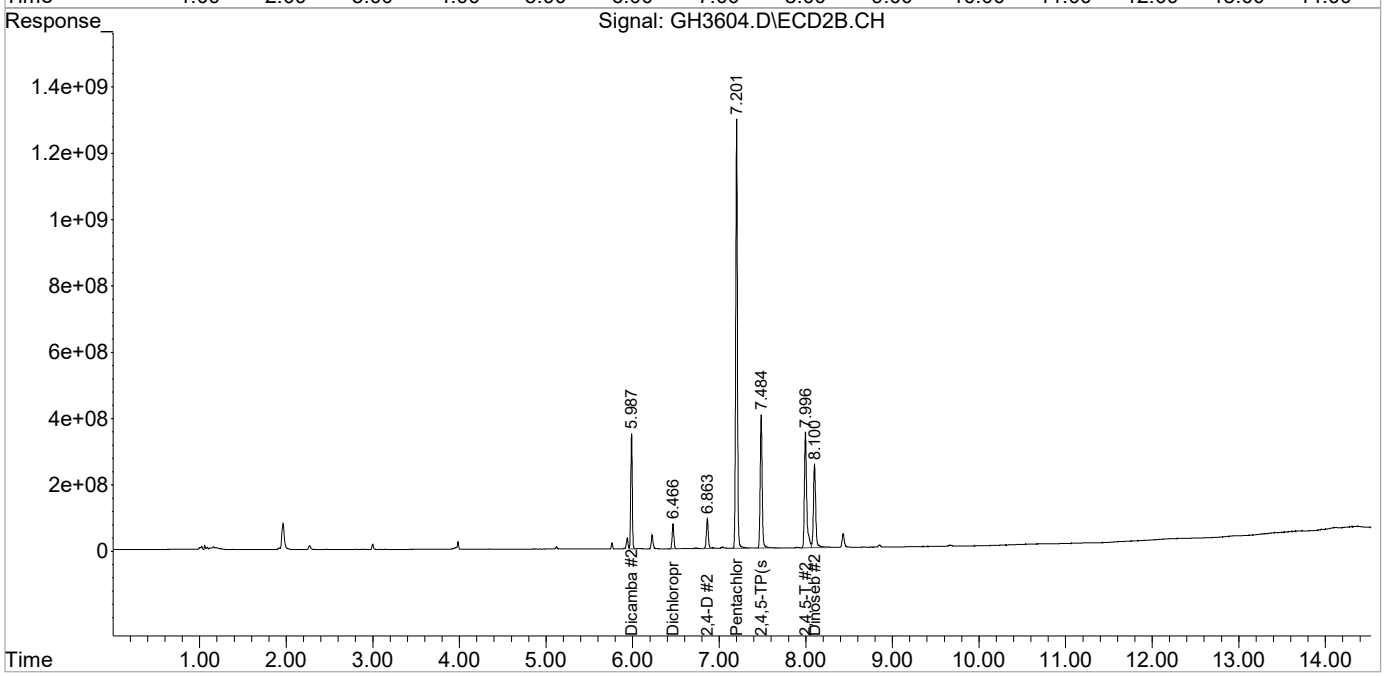

Quantitation Report (QT Reviewed)

Data Path : I:\ACQUDATA\6890D\DATA\042721\
Data File : GH3597.D
Signal(s) : Signal #1: ECD1A.CH Signal #2: ECD2B.CH
Acq On : 27 Apr 2021 5:21 pm
Operator : AFelser
Sample : INST BLK
Misc : 8151 ICAL
ALS Vial : 2 Sample Multiplier: 1

Integration File signal 1: EVENTS.E
Integration File signal 2: EVENT1.E
Quant Time: Apr 28 09:51:03 2021
Quant Method : I:\ACQUDATA\6890D\METHODS\HERB042721.M
Quant Title : 8151 Herbicides
QLast Update : Wed Apr 28 09:42:47 2021
Response via : Initial Calibration
Integrator: ChemStation 6890 Scale Mode: Large solvent peaks clipped

Volume Inj. : 2uL
Signal #1 Phase : DB-1701 Signal #2 Phase: DB-17
Signal #1 Info : .32 mm Signal #2 Info : .32 mm

Compound	RT#1	RT#2	Resp#1	Resp#2	ug/l	ug/l

System Monitoring Compounds

Target Compounds

(f)=RT Delta > 1/2 Window (#)=Amounts differ by > 25% (m)=manual int.

Quantitation Report (QT Reviewed)

Data Path : I:\ACQUDATA\6890D\DATA\042721\
Data File : GH3597.D
Signal(s) : Signal #1: ECD1A.CH Signal #2: ECD2B.CH
Acq On : 27 Apr 2021 5:21 pm
Operator : AFelser
Sample : INST BLK
Misc : 8151 ICAL
ALS Vial : 2 Sample Multiplier: 1

Integration File signal 1: EVENTS.E
Integration File signal 2: EVENT1.E
Quant Time: Apr 28 09:51:03 2021
Quant Method : I:\ACQUDATA\6890D\METHODS\HERB042721.M
Quant Title : 8151 Herbicides
QLast Update : Wed Apr 28 09:42:47 2021
Response via : Initial Calibration
Integrator: ChemStation 6890 Scale Mode: Large solvent peaks clipped

Volume Inj. : 2uL
Signal #1 Phase : DB-1701 Signal #2 Phase: DB-17
Signal #1 Info : .32 mm Signal #2 Info : .32 mm

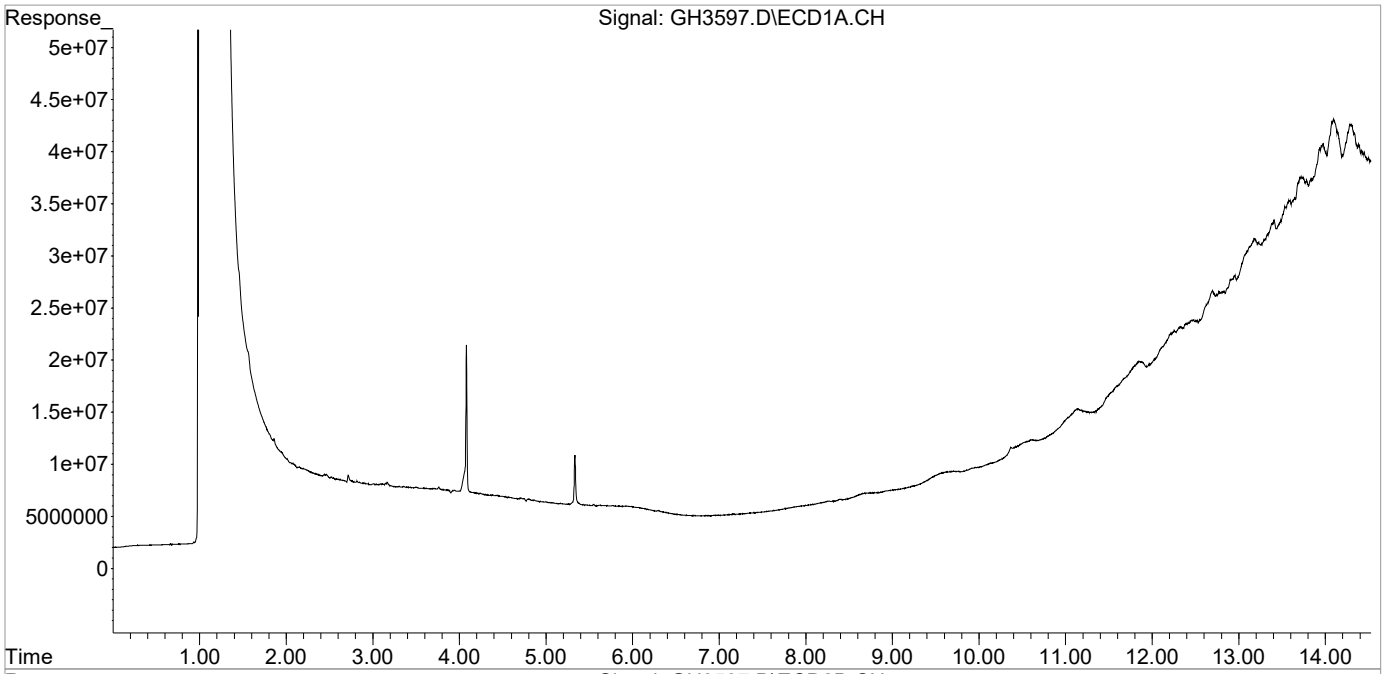

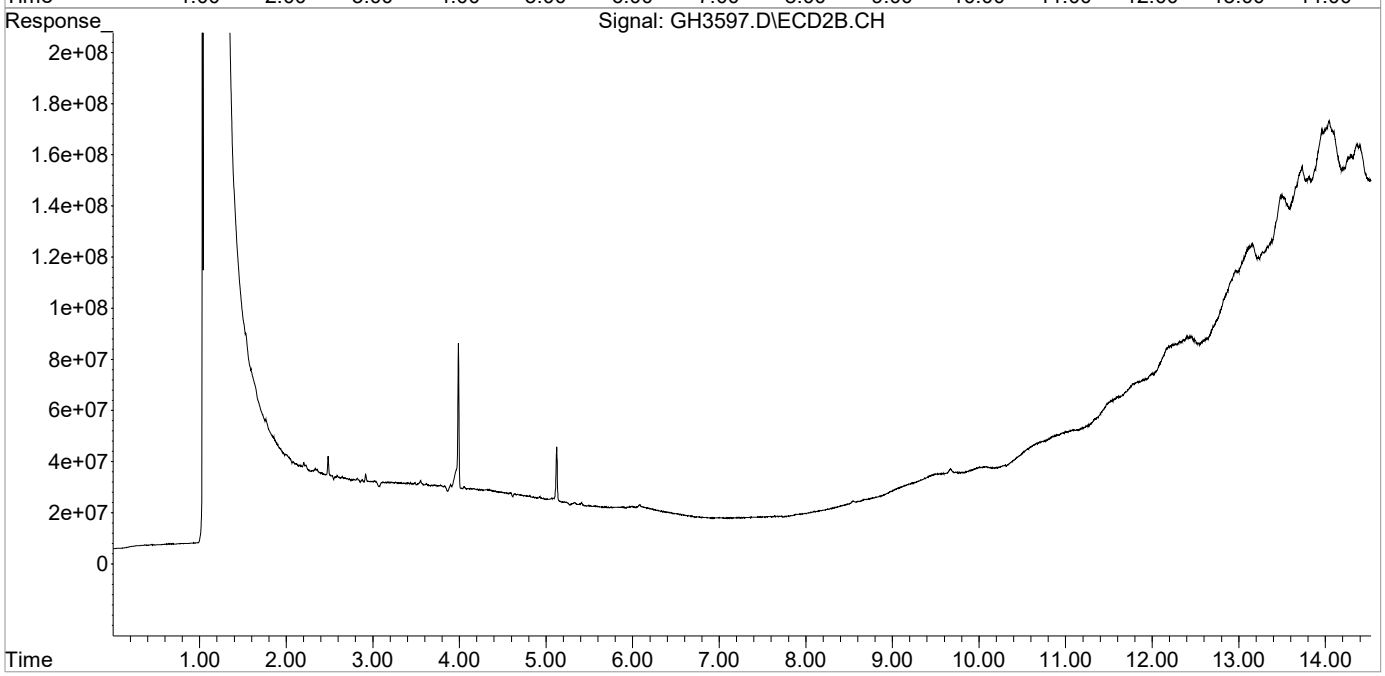

1st AF 04/28/21
2nd BA 04/28/21

Quantitation Report (Qedit)

Data Path : I:\ACQUDATA\6890D\DATA\042721\
Data File : GH3598.D
Signal(s) : Signal #1: ECD1A.CH Signal #2: ECD2B.CH
Acq On : 27 Apr 2021 5:41 pm
Operator : AFelser
Sample : STD 1
Misc : 8151 ICAL
ALS Vial : 3 Sample Multiplier: 1

Integration File signal 1: EVENTS.E
Integration File signal 2: EVENT1.E
Quant Time: Apr 28 09:33:29 2021
Quant Method : I:\ACQUDATA\6890D\METHODS\HERB042721.M
Quant Title : 8151 Herbicides
QLast Update : Wed Apr 28 09:33:13 2021
Response via : Initial Calibration
Integrator: ChemStation 6890 Scale Mode: Large solvent peaks clipped

Volume Inj. : 2uL
Signal #1 Phase : DB-1701 Signal #2 Phase: DB-17
Signal #1 Info : .32 mm Signal #2 Info : .32 mm

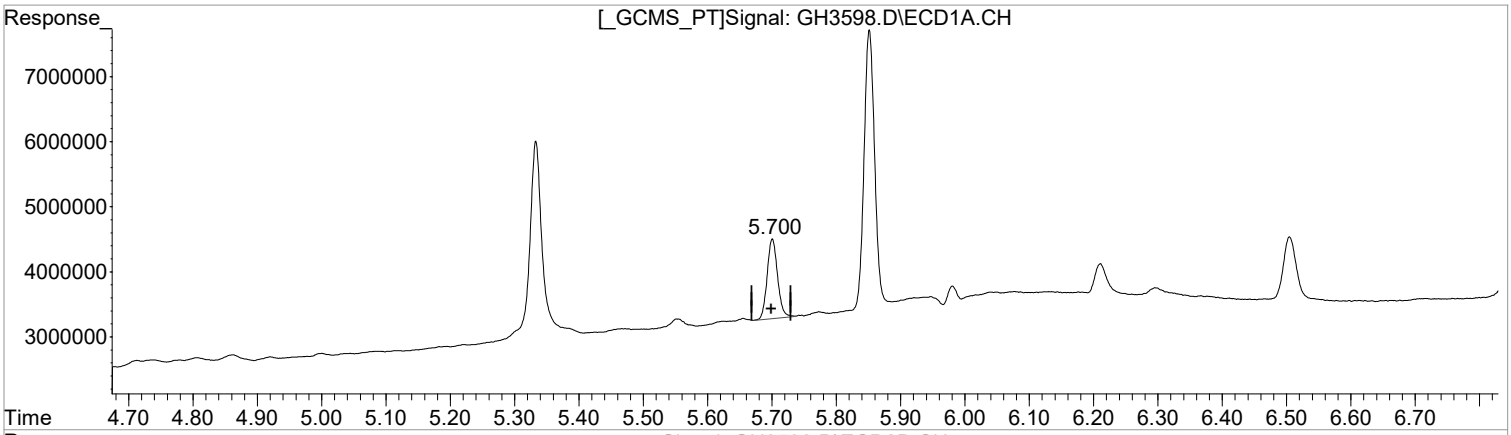

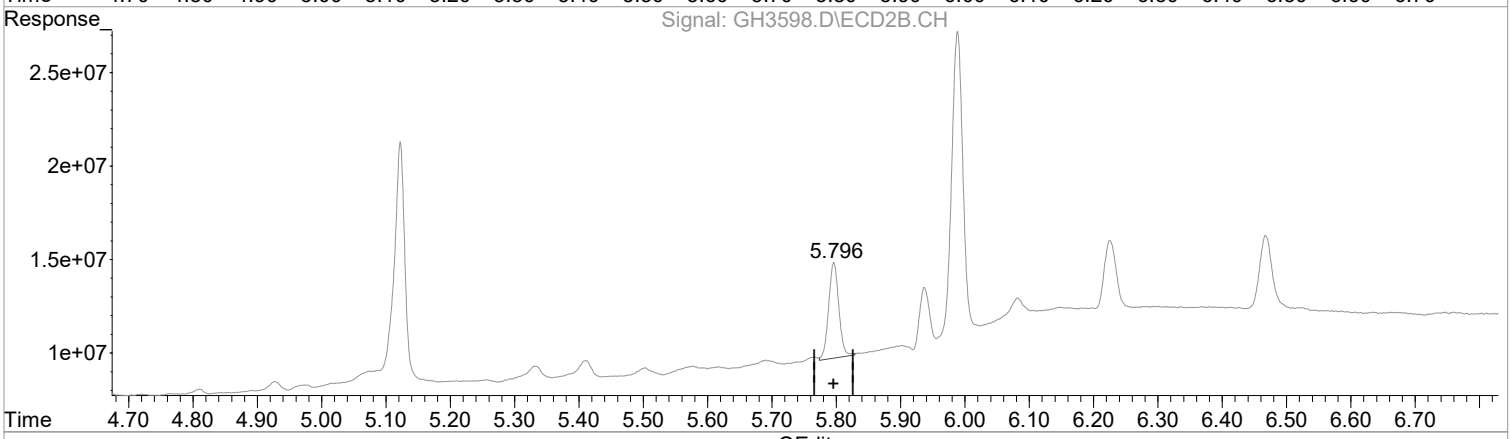

(1) SURR1,DCAA (S)
5.700min 10.191 ug/l m
response 13841227

(1) SURR1,DCAA #2 (S)
5.796min 12.133 ug/l m
response 56004153

Manual Integration:
After
Poor integration.
04/28/21

(+) = Expected Retention Time

1st AF 04/28/21
2nd BA 04/28/21

Quantitation Report (Qedit)

Data Path : I:\ACQUDATA\6890D\DATA\042721\
Data File : GH3598.D
Signal(s) : Signal #1: ECD1A.CH Signal #2: ECD2B.CH
Acq On : 27 Apr 2021 5:41 pm
Operator : AFelser
Sample : STD 1
Misc : 8151 ICAL
ALS Vial : 3 Sample Multiplier: 1

Integration File signal 1: EVENTS.E
Integration File signal 2: EVENT1.E
Quant Time: Apr 28 09:33:29 2021
Quant Method : I:\ACQUDATA\6890D\METHODS\HERB042721.M
Quant Title : 8151 Herbicides
QLast Update : Wed Apr 28 09:33:13 2021
Response via : Initial Calibration
Integrator: ChemStation 6890 Scale Mode: Large solvent peaks clipped

Volume Inj. : 2uL
Signal #1 Phase : DB-1701 Signal #2 Phase: DB-17
Signal #1 Info : .32 mm Signal #2 Info : .32 mm

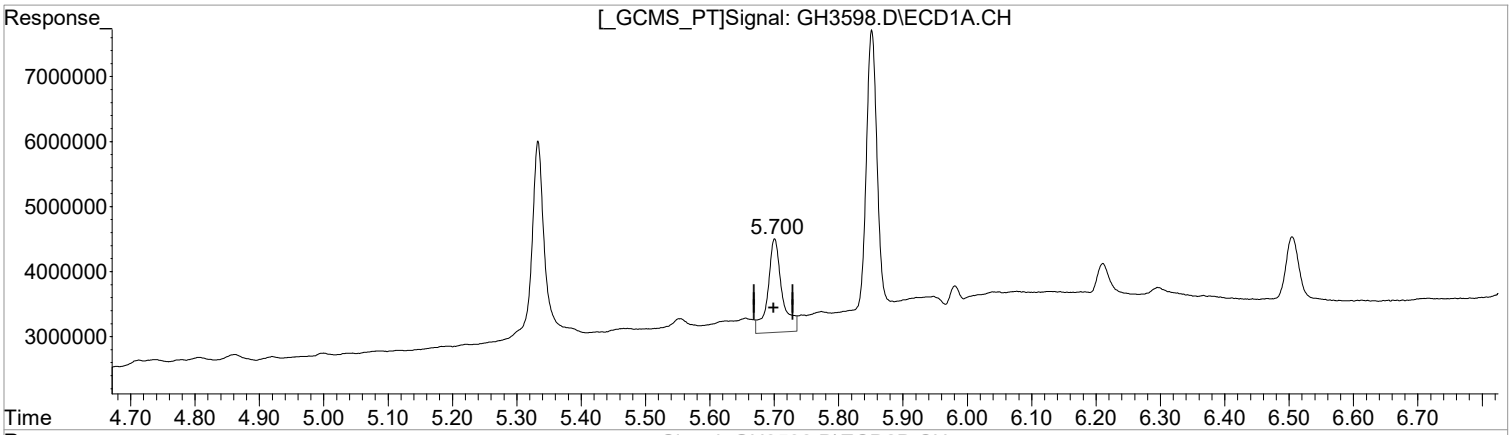

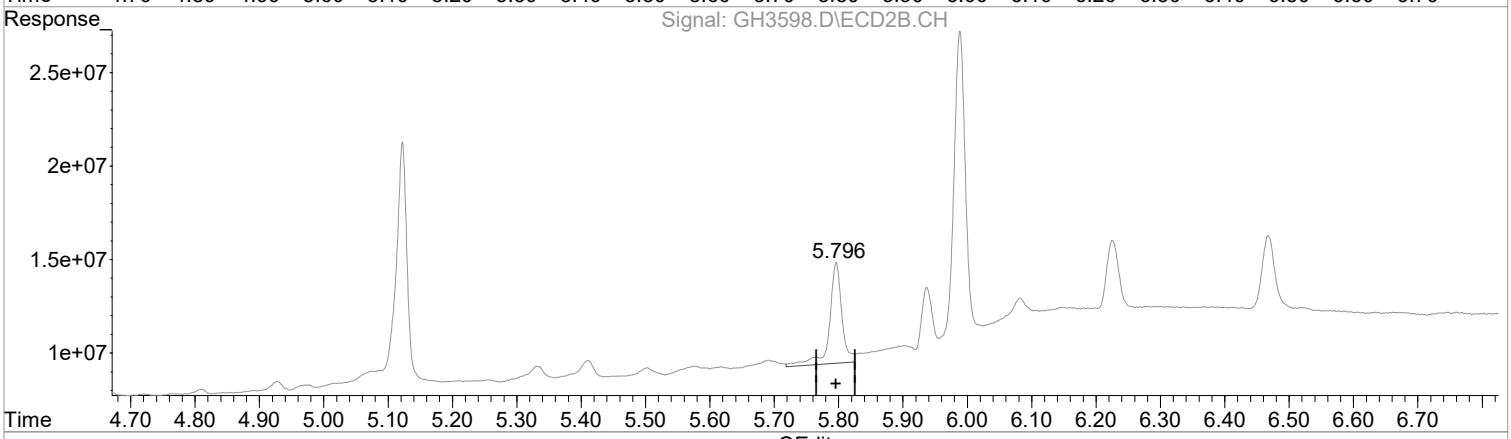

QEdit

(1) SURR1,DCAA (S)
5.701min 16.244 ug/l
response 22062044

(1) SURR1,DCAA #2 (S)
5.796min 15.837 ug/l
response 73102518

Manual Integration:
Before

04/28/21

(+) = Expected Retention Time

1st AF 04/28/21
2nd BA 04/28/21

Quantitation Report (Qedit)

Data Path : I:\ACQUDATA\6890D\DATA\042721\
Data File : GH3598.D
Signal(s) : Signal #1: ECD1A.CH Signal #2: ECD2B.CH
Acq On : 27 Apr 2021 5:41 pm
Operator : AFelser
Sample : STD 1
Misc : 8151 ICAL
ALS Vial : 3 Sample Multiplier: 1

Integration File signal 1: EVENTS.E
Integration File signal 2: EVENT1.E
Quant Time: Apr 28 09:33:29 2021
Quant Method : I:\ACQUDATA\6890D\METHODS\HERB042721.M
Quant Title : 8151 Herbicides
QLast Update : Wed Apr 28 09:33:13 2021
Response via : Initial Calibration
Integrator: ChemStation 6890 Scale Mode: Large solvent peaks clipped

Volume Inj. : 2uL
Signal #1 Phase : DB-1701 Signal #2 Phase: DB-17
Signal #1 Info : .32 mm Signal #2 Info : .32 mm

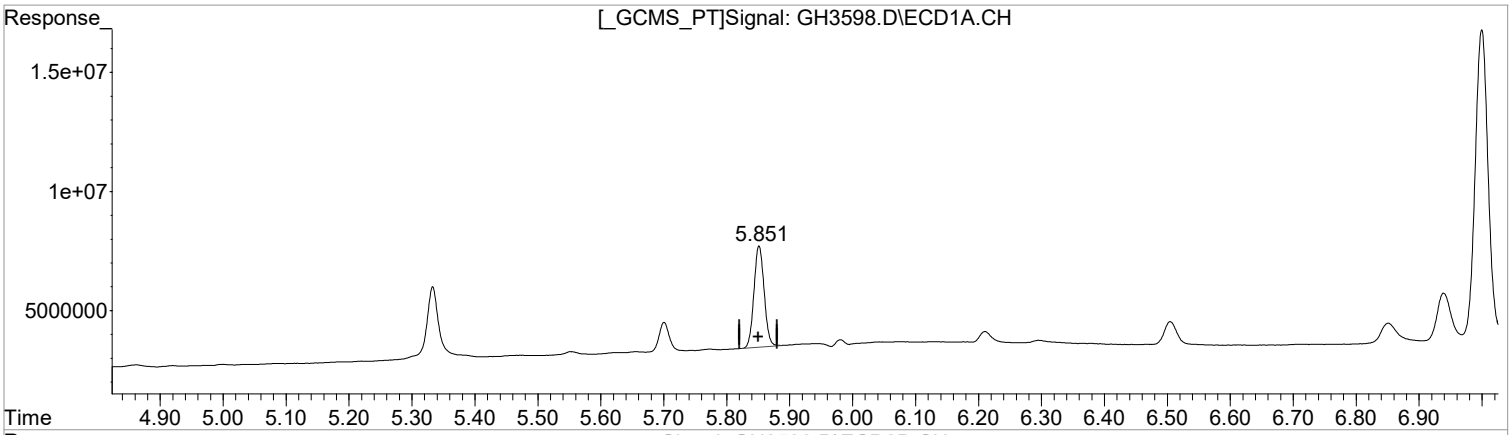

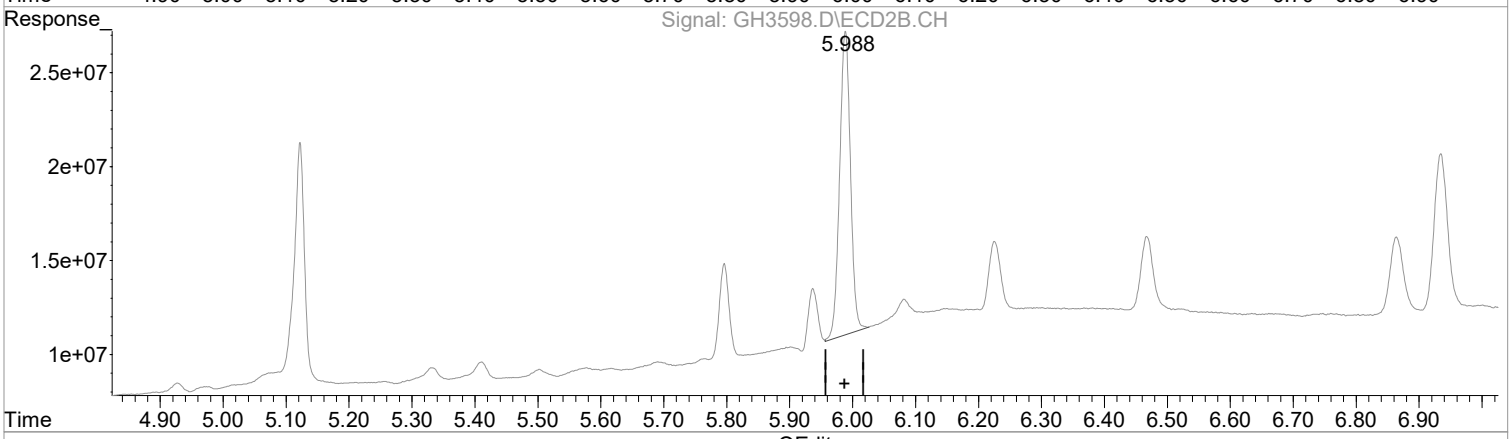

(2) Dicamba (T)
5.851min 8.967 ug/l m
response 47841622

(2) Dicamba #2 (T)
5.988min 10.737 ug/l m
response 193814357

Manual Integration:
After
Poor integration.
04/28/21

(+) = Expected Retention Time

1st AF 04/28/21
2nd BA 04/28/21

Quantitation Report (Qedit)

Data Path : I:\ACQUDATA\6890D\DATA\042721\
Data File : GH3598.D
Signal(s) : Signal #1: ECD1A.CH Signal #2: ECD2B.CH
Acq On : 27 Apr 2021 5:41 pm
Operator : AFelser
Sample : STD 1
Misc : 8151 ICAL
ALS Vial : 3 Sample Multiplier: 1

Integration File signal 1: EVENTS.E
Integration File signal 2: EVENT1.E
Quant Time: Apr 28 09:33:29 2021
Quant Method : I:\ACQUDATA\6890D\METHODS\HERB042721.M
Quant Title : 8151 Herbicides
QLast Update : Wed Apr 28 09:33:13 2021
Response via : Initial Calibration
Integrator: ChemStation 6890 Scale Mode: Large solvent peaks clipped

Volume Inj. : 2uL
Signal #1 Phase : DB-1701 Signal #2 Phase: DB-17
Signal #1 Info : .32 mm Signal #2 Info : .32 mm

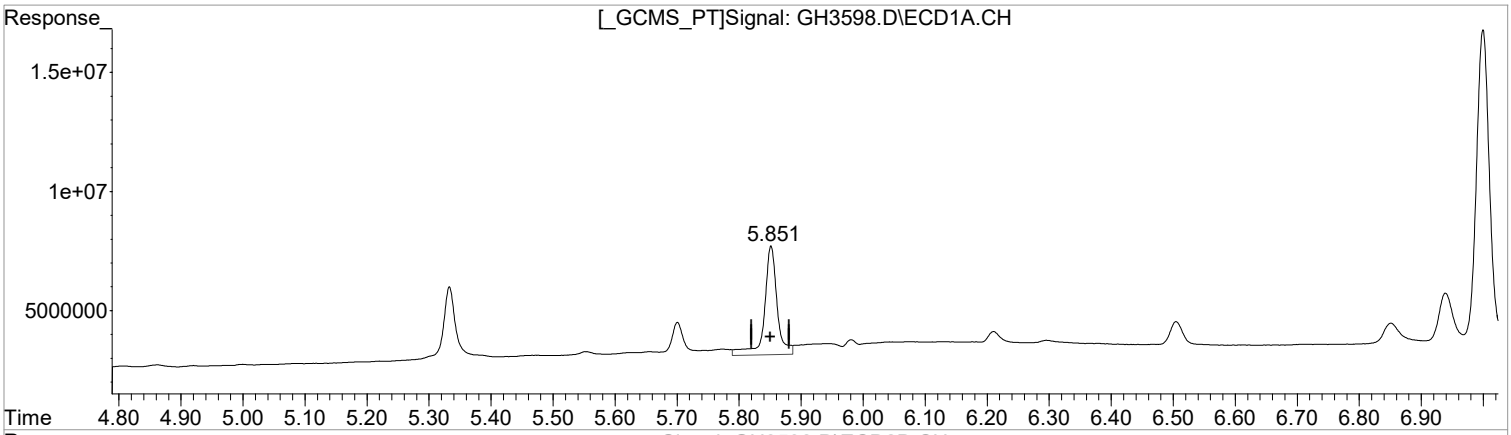

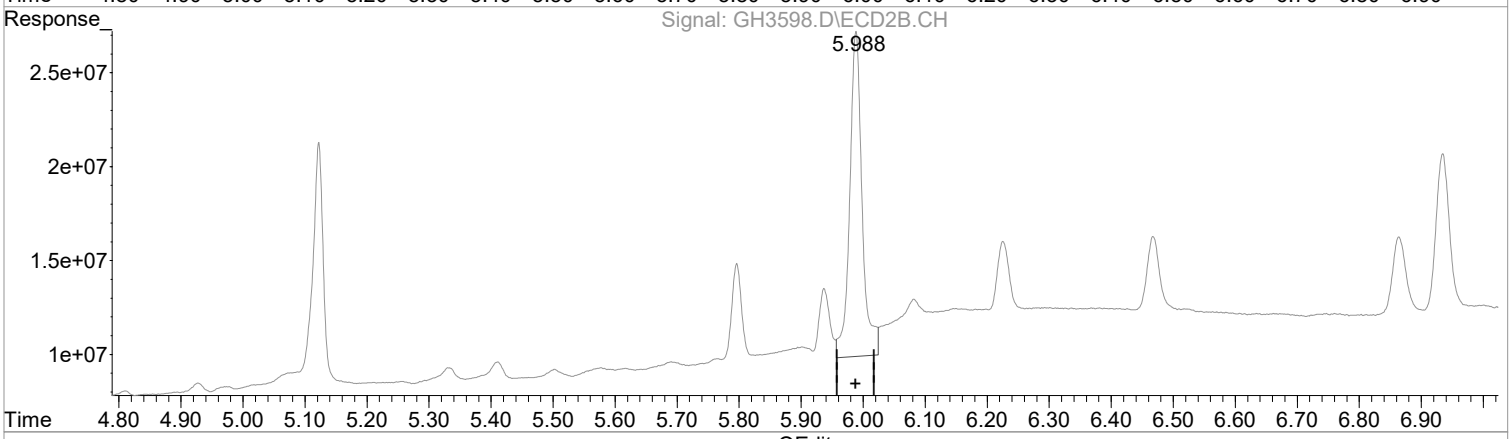

(2) Dicamba (T)
5.852min 12.280 ug/l
response 65515714

(2) Dicamba #2 (T)
5.989min 13.347 ug/l
response 240918099

Manual Integration:
Before

04/28/21

(+) = Expected Retention Time

1st AF 04/28/21
2nd BA 04/28/21

Quantitation Report (Qedit)

Data Path : I:\ACQUDATA\6890D\DATA\042721\
Data File : GH3598.D
Signal(s) : Signal #1: ECD1A.CH Signal #2: ECD2B.CH
Acq On : 27 Apr 2021 5:41 pm
Operator : AFelser
Sample : STD 1
Misc : 8151 ICAL
ALS Vial : 3 Sample Multiplier: 1

Integration File signal 1: EVENTS.E
Integration File signal 2: EVENT1.E
Quant Time: Apr 28 09:33:29 2021
Quant Method : I:\ACQUDATA\6890D\METHODS\HERB042721.M
Quant Title : 8151 Herbicides
QLast Update : Wed Apr 28 09:33:13 2021
Response via : Initial Calibration
Integrator: ChemStation 6890 Scale Mode: Large solvent peaks clipped

Volume Inj. : 2uL
Signal #1 Phase : DB-1701 Signal #2 Phase: DB-17
Signal #1 Info : .32 mm Signal #2 Info : .32 mm

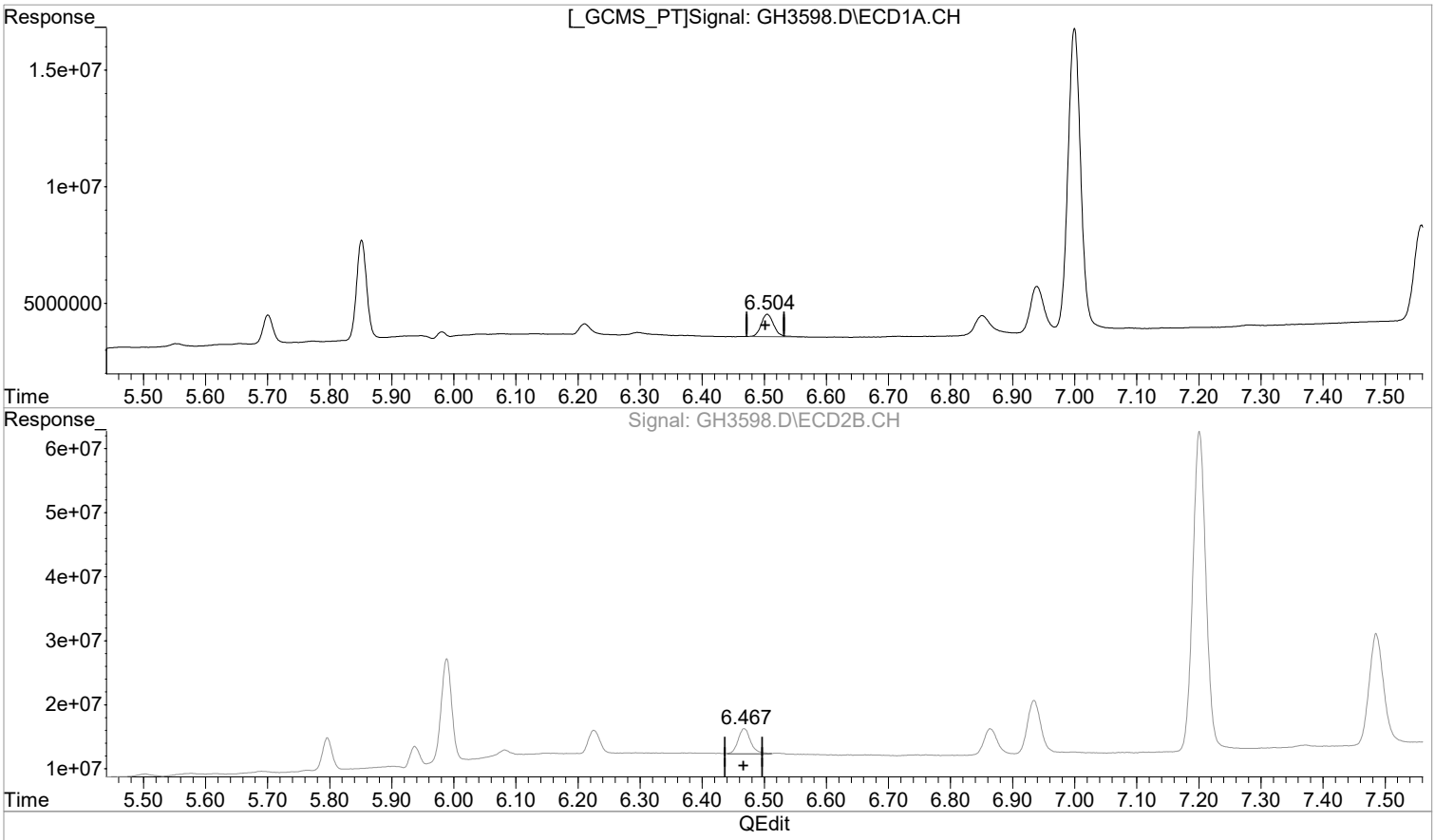

(3) Dichloroprop (T)
6.504min 9.127 ug/L m
response 13589061

(3) Dichloroprop#2 (T)
6.467min 10.152 ug/L m
response 54623164

Manual Integration:
After
Poor integration.
04/28/21

(+) = Expected Retention Time

1st AF 04/28/21
2nd BA 04/28/21

Quantitation Report (Qedit)

Data Path : I:\ACQUDATA\6890D\DATA\042721\
Data File : GH3598.D
Signal(s) : Signal #1: ECD1A.CH Signal #2: ECD2B.CH
Acq On : 27 Apr 2021 5:41 pm
Operator : AFelser
Sample : STD 1
Misc : 8151 ICAL
ALS Vial : 3 Sample Multiplier: 1

Integration File signal 1: EVENTS.E
Integration File signal 2: EVENT1.E
Quant Time: Apr 28 09:33:29 2021
Quant Method : I:\ACQUDATA\6890D\METHODS\HERB042721.M
Quant Title : 8151 Herbicides
QLast Update : Wed Apr 28 09:33:13 2021
Response via : Initial Calibration
Integrator: ChemStation 6890 Scale Mode: Large solvent peaks clipped

Volume Inj. : 2uL
Signal #1 Phase : DB-1701 Signal #2 Phase: DB-17
Signal #1 Info : .32 mm Signal #2 Info : .32 mm

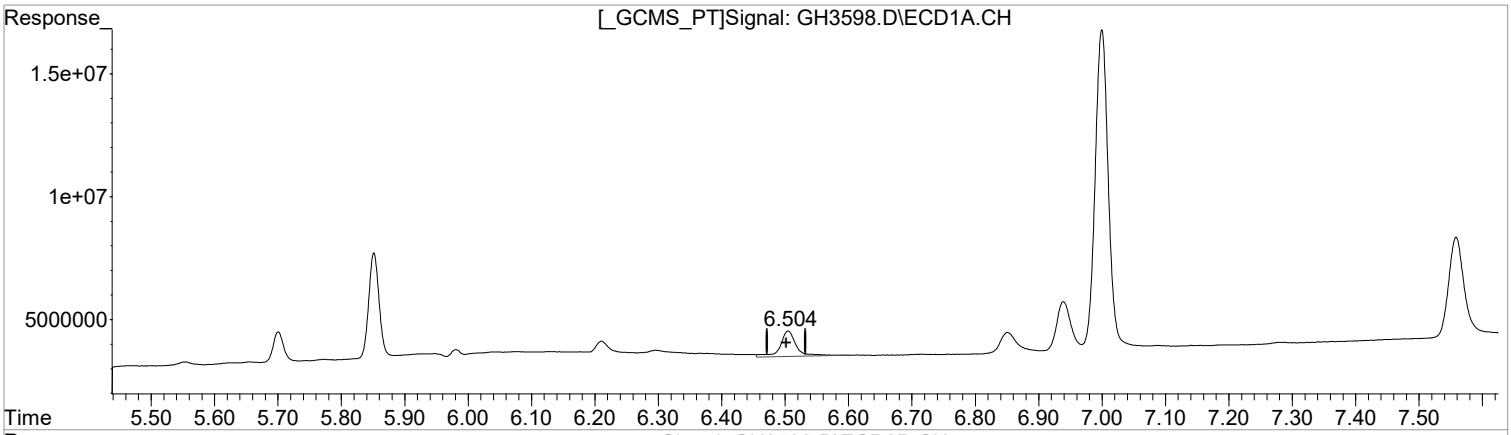

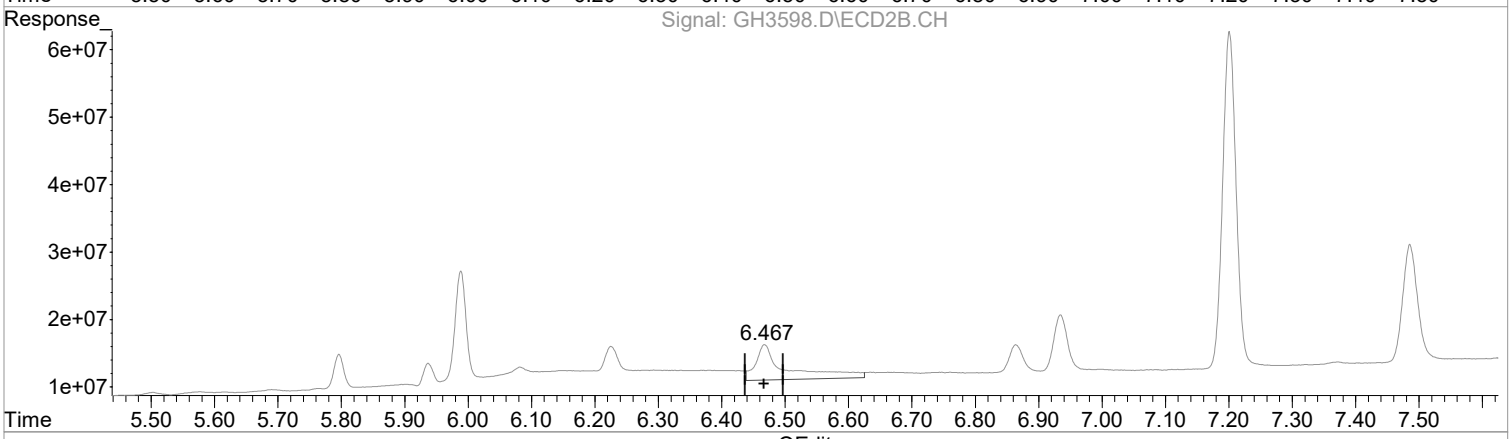

(3) Dichloroprop (T)
6.505min 12.618 ug/L
response 18786404

(3) Dichloroprop#2 (T)
6.468min 33.446 ug/L
response 179955764

Manual Integration:
Before

04/28/21

(+) = Expected Retention Time

1st AF 04/28/21
2nd BA 04/28/21

Quantitation Report (Qedit)

Data Path : I:\ACQUDATA\6890D\DATA\042721\
Data File : GH3598.D
Signal(s) : Signal #1: ECD1A.CH Signal #2: ECD2B.CH
Acq On : 27 Apr 2021 5:41 pm
Operator : AFelser
Sample : STD 1
Misc : 8151 ICAL
ALS Vial : 3 Sample Multiplier: 1

Integration File signal 1: EVENTS.E
Integration File signal 2: EVENT1.E
Quant Time: Apr 28 09:33:29 2021
Quant Method : I:\ACQUDATA\6890D\METHODS\HERB042721.M
Quant Title : 8151 Herbicides
QLast Update : Wed Apr 28 09:33:13 2021
Response via : Initial Calibration
Integrator: ChemStation 6890 Scale Mode: Large solvent peaks clipped

Volume Inj. : 2uL
Signal #1 Phase : DB-1701 Signal #2 Phase: DB-17
Signal #1 Info : .32 mm Signal #2 Info : .32 mm

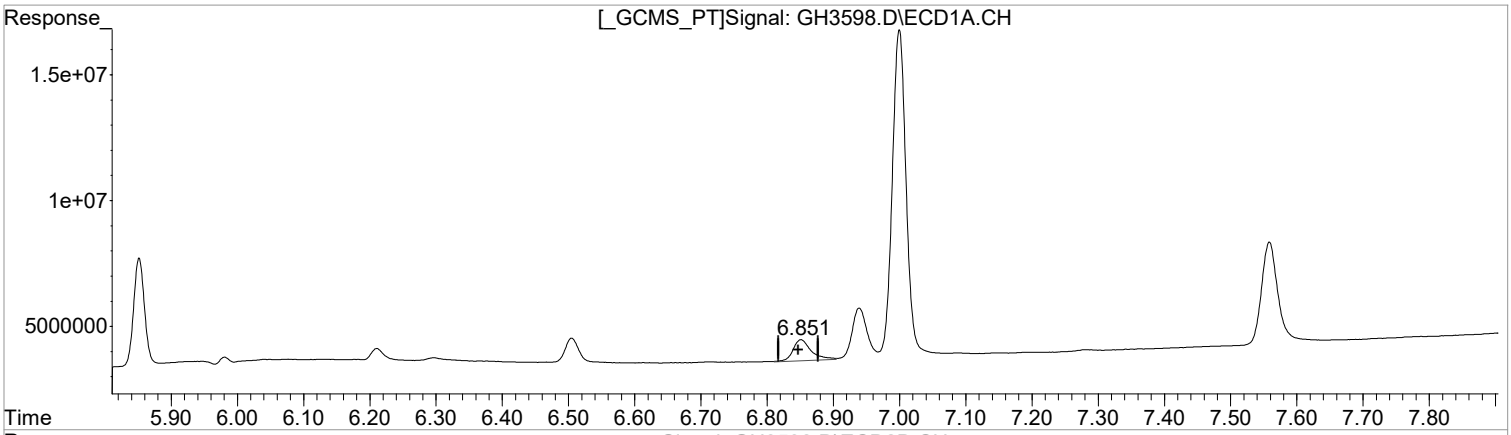

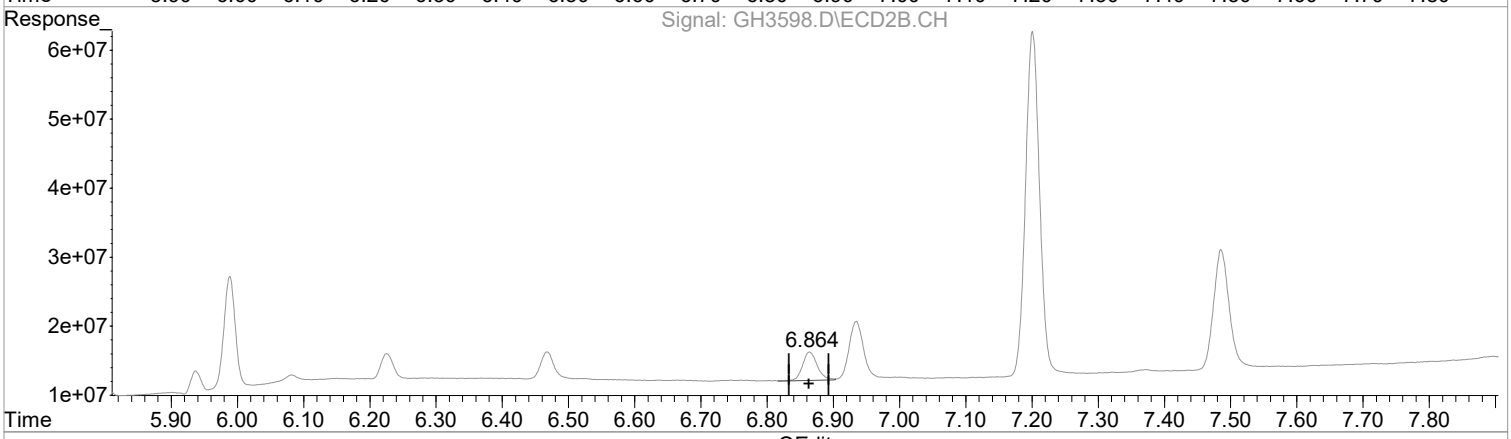

(4) 2,4-D (T)
6.851min 9.018 ug/l m
response 16108281

(4) 2,4-D #2 (T)
6.864min 9.728 ug/l m
response 63718846

Manual Integration:
After
Poor integration.
04/28/21

(+) = Expected Retention Time

1st AF 04/28/21
2nd BA 04/28/21

Quantitation Report (Qedit)

Data Path : I:\ACQUDATA\6890D\DATA\042721\
Data File : GH3598.D
Signal(s) : Signal #1: ECD1A.CH Signal #2: ECD2B.CH
Acq On : 27 Apr 2021 5:41 pm
Operator : AFelser
Sample : STD 1
Misc : 8151 ICAL
ALS Vial : 3 Sample Multiplier: 1

Integration File signal 1: EVENTS.E
Integration File signal 2: EVENT1.E
Quant Time: Apr 28 09:33:29 2021
Quant Method : I:\ACQUDATA\6890D\METHODS\HERB042721.M
Quant Title : 8151 Herbicides
QLast Update : Wed Apr 28 09:33:13 2021
Response via : Initial Calibration
Integrator: ChemStation 6890 Scale Mode: Large solvent peaks clipped

Volume Inj. : 2uL
Signal #1 Phase : DB-1701 Signal #2 Phase: DB-17
Signal #1 Info : .32 mm Signal #2 Info : .32 mm

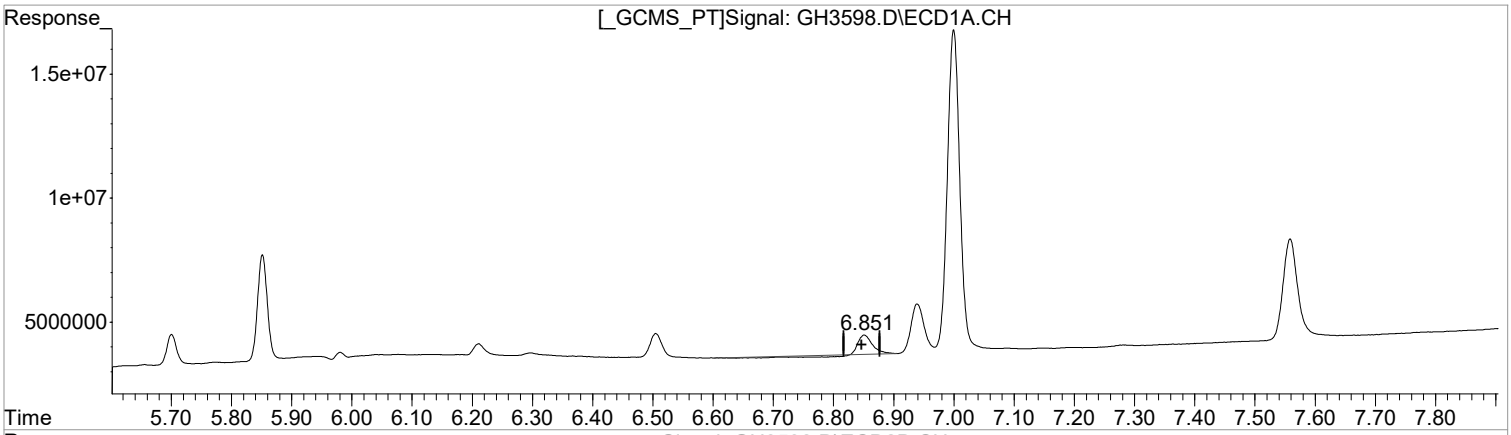

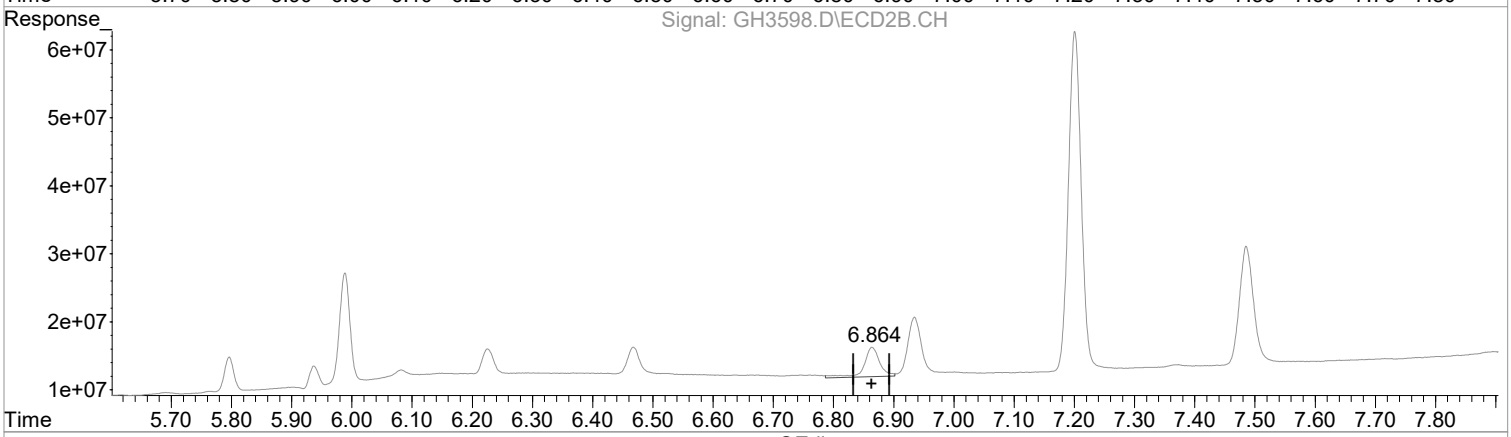

(4) 2,4-D (T)
6.851min 4.378 ug/l
response 7819455

(4) 2,4-D #2 (T)
6.864min 12.002 ug/l
response 78614922

Manual Integration:
Before

04/28/21

(+) = Expected Retention Time

1st AF 04/28/21
2nd BA 04/28/21

Quantitation Report (Qedit)

Data Path : I:\ACQUDATA\6890D\DATA\042721\
Data File : GH3598.D
Signal(s) : Signal #1: ECD1A.CH Signal #2: ECD2B.CH
Acq On : 27 Apr 2021 5:41 pm
Operator : AFelser
Sample : STD 1
Misc : 8151 ICAL
ALS Vial : 3 Sample Multiplier: 1

Integration File signal 1: EVENTS.E
Integration File signal 2: EVENT1.E
Quant Time: Apr 28 09:33:29 2021
Quant Method : I:\ACQUDATA\6890D\METHODS\HERB042721.M
Quant Title : 8151 Herbicides
QLast Update : Wed Apr 28 09:33:13 2021
Response via : Initial Calibration
Integrator: ChemStation 6890 Scale Mode: Large solvent peaks clipped

Volume Inj. : 2uL
Signal #1 Phase : DB-1701 Signal #2 Phase: DB-17
Signal #1 Info : .32 mm Signal #2 Info : .32 mm

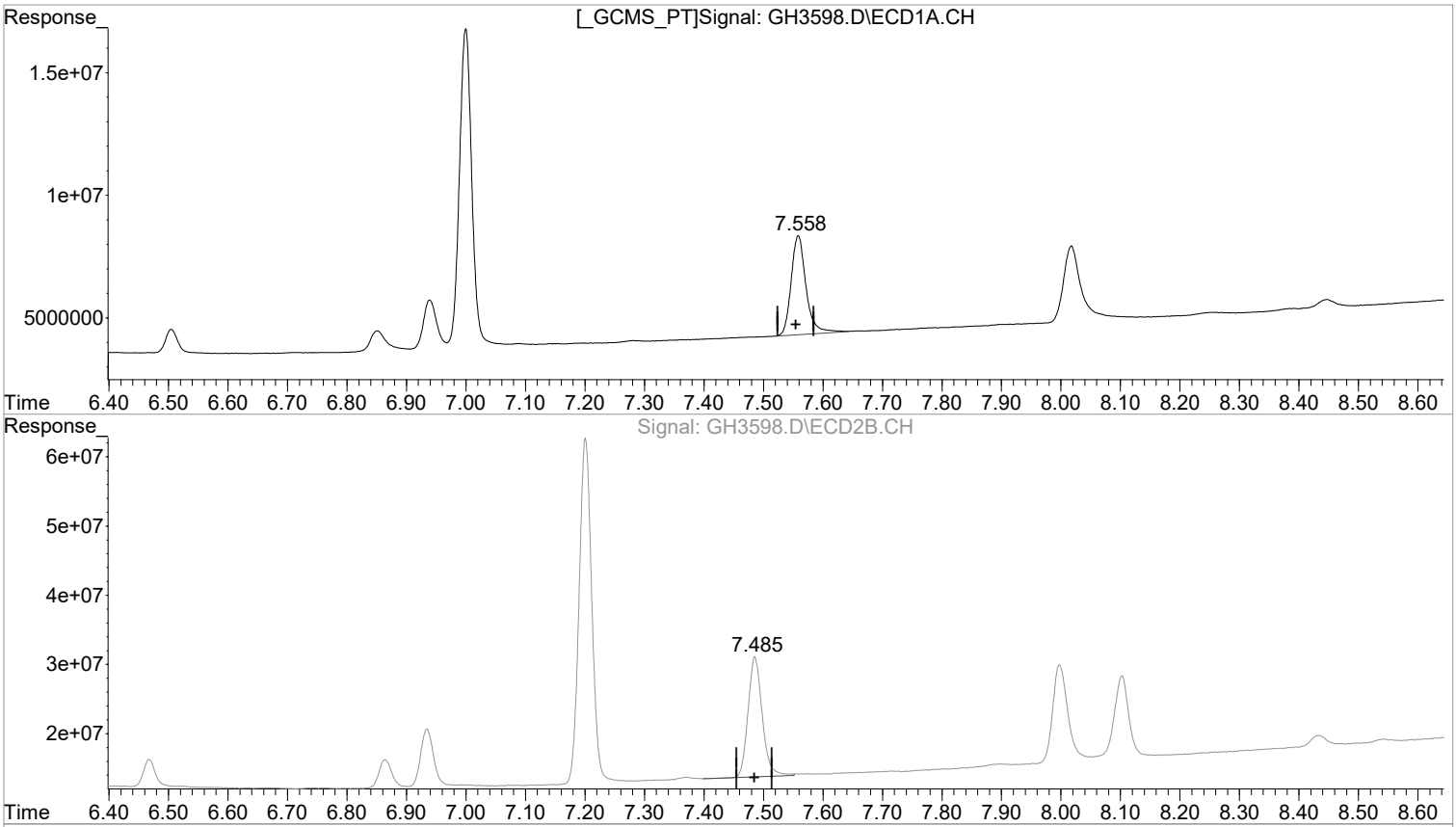

QEdit

(6) 2,4,5-TP(sil (T)
7.558min 8.650 ug/l m
response 70373917

(6) 2,4,5-TP(sil #2 (T)
7.486min 9.840 ug/l
response 289895077

Manual Integration:
After
Poor integration.
04/28/21

(+) = Expected Retention Time

1st AF 04/28/21
2nd BA 04/28/21

Quantitation Report (Qedit)

Data Path : I:\ACQUDATA\6890D\DATA\042721\
Data File : GH3598.D
Signal(s) : Signal #1: ECD1A.CH Signal #2: ECD2B.CH
Acq On : 27 Apr 2021 5:41 pm
Operator : AFelser
Sample : STD 1
Misc : 8151 ICAL
ALS Vial : 3 Sample Multiplier: 1

Integration File signal 1: EVENTS.E
Integration File signal 2: EVENT1.E
Quant Time: Apr 28 09:33:29 2021
Quant Method : I:\ACQUDATA\6890D\METHODS\HERB042721.M
Quant Title : 8151 Herbicides
QLast Update : Wed Apr 28 09:33:13 2021
Response via : Initial Calibration
Integrator: ChemStation 6890 Scale Mode: Large solvent peaks clipped

Volume Inj. : 2uL
Signal #1 Phase : DB-1701 Signal #2 Phase: DB-17
Signal #1 Info : .32 mm Signal #2 Info : .32 mm

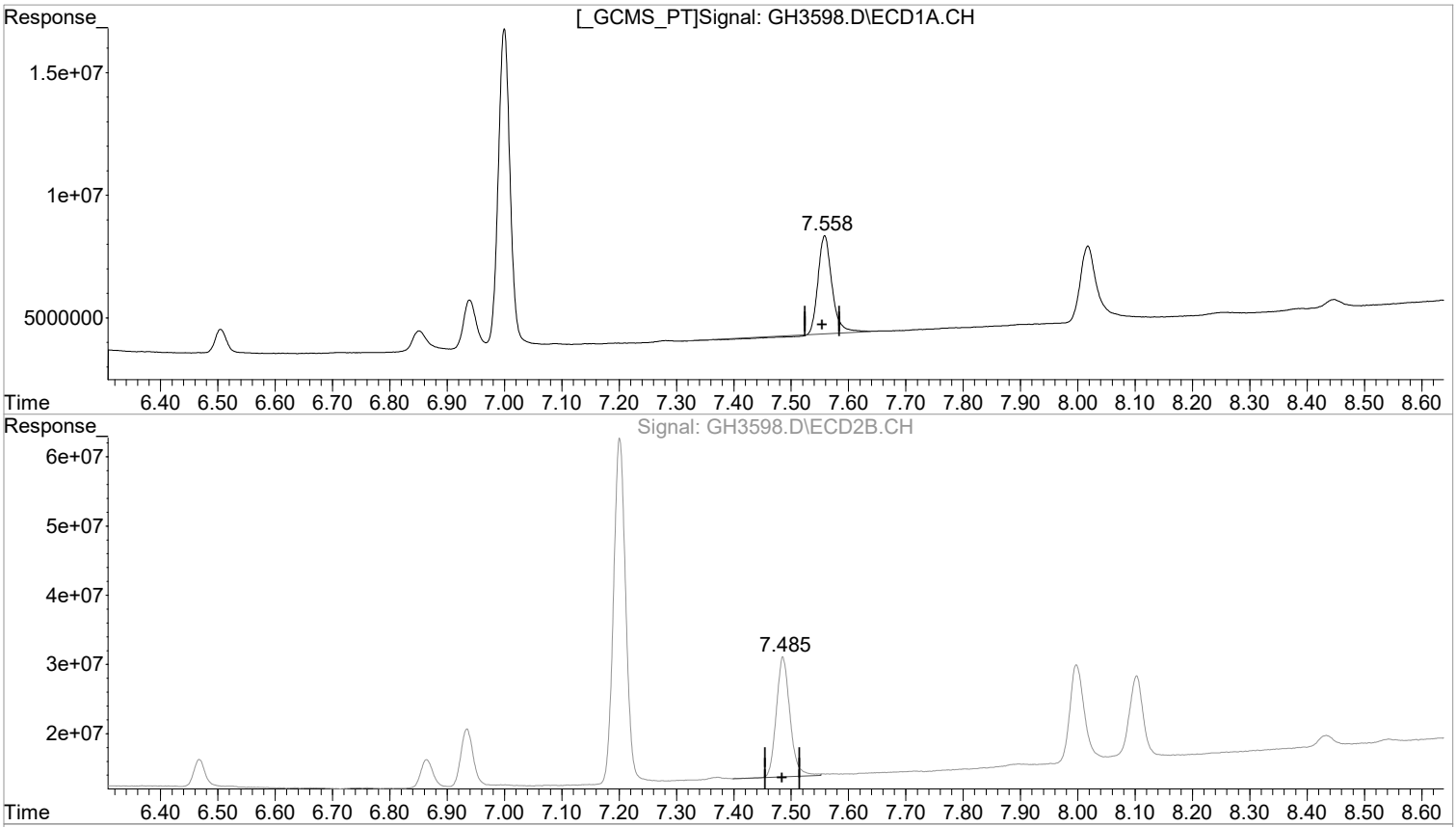

QEdit

(6) 2,4,5-TP(sil (T)
7.559min 8.015 ug/l
response 65204404

(6) 2,4,5-TP(sil #2 (T)
7.486min 9.840 ug/l
response 289895077

Manual Integration:
Before

04/28/21

(+) = Expected Retention Time

1st AF 04/28/21
2nd BA 04/28/21

Quantitation Report (Qedit)

Data Path : I:\ACQUDATA\6890D\DATA\042721\
Data File : GH3598.D
Signal(s) : Signal #1: ECD1A.CH Signal #2: ECD2B.CH
Acq On : 27 Apr 2021 5:41 pm
Operator : AFelser
Sample : STD 1
Misc : 8151 ICAL
ALS Vial : 3 Sample Multiplier: 1

Integration File signal 1: EVENTS.E
Integration File signal 2: EVENT1.E
Quant Time: Apr 28 09:33:29 2021
Quant Method : I:\ACQUDATA\6890D\METHODS\HERB042721.M
Quant Title : 8151 Herbicides
QLast Update : Wed Apr 28 09:33:13 2021
Response via : Initial Calibration
Integrator: ChemStation 6890 Scale Mode: Large solvent peaks clipped

Volume Inj. : 2uL
Signal #1 Phase : DB-1701 Signal #2 Phase: DB-17
Signal #1 Info : .32 mm Signal #2 Info : .32 mm

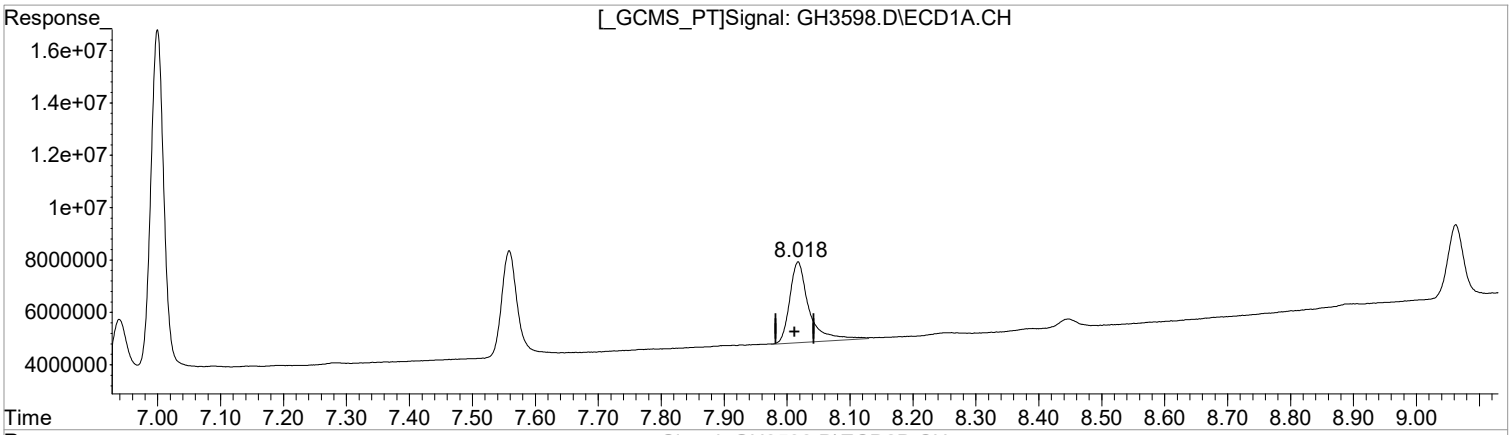

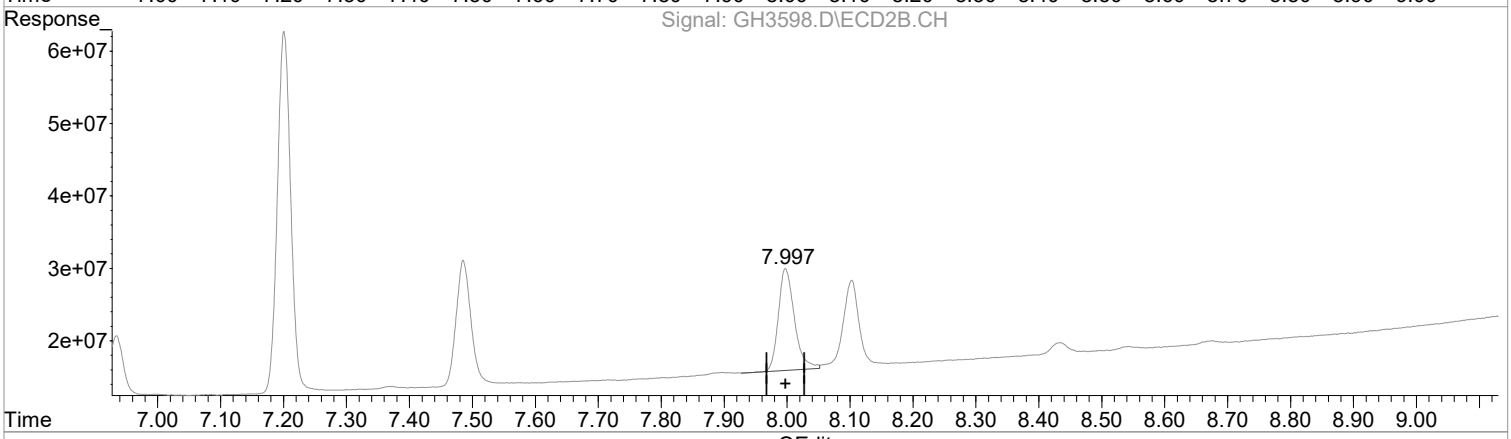

QEdit

(7) 2,4,5-T (T)
8.018min 8.614 ug/l m
response 65801880

(7) 2,4,5-T #2 (T)
7.998min 9.276 ug/l
response 248810732

Manual Integration:
After
Poor integration.
04/28/21

(+) = Expected Retention Time

1st AF 04/28/21
2nd BA 04/28/21

Quantitation Report (Qedit)

Data Path : I:\ACQUDATA\6890D\DATA\042721\
Data File : GH3598.D
Signal(s) : Signal #1: ECD1A.CH Signal #2: ECD2B.CH
Acq On : 27 Apr 2021 5:41 pm
Operator : AFelser
Sample : STD 1
Misc : 8151 ICAL
ALS Vial : 3 Sample Multiplier: 1

Integration File signal 1: EVENTS.E
Integration File signal 2: EVENT1.E
Quant Time: Apr 28 09:33:29 2021
Quant Method : I:\ACQUDATA\6890D\METHODS\HERB042721.M
Quant Title : 8151 Herbicides
QLast Update : Wed Apr 28 09:33:13 2021
Response via : Initial Calibration
Integrator: ChemStation 6890 Scale Mode: Large solvent peaks clipped

Volume Inj. : 2uL
Signal #1 Phase : DB-1701 Signal #2 Phase: DB-17
Signal #1 Info : .32 mm Signal #2 Info : .32 mm

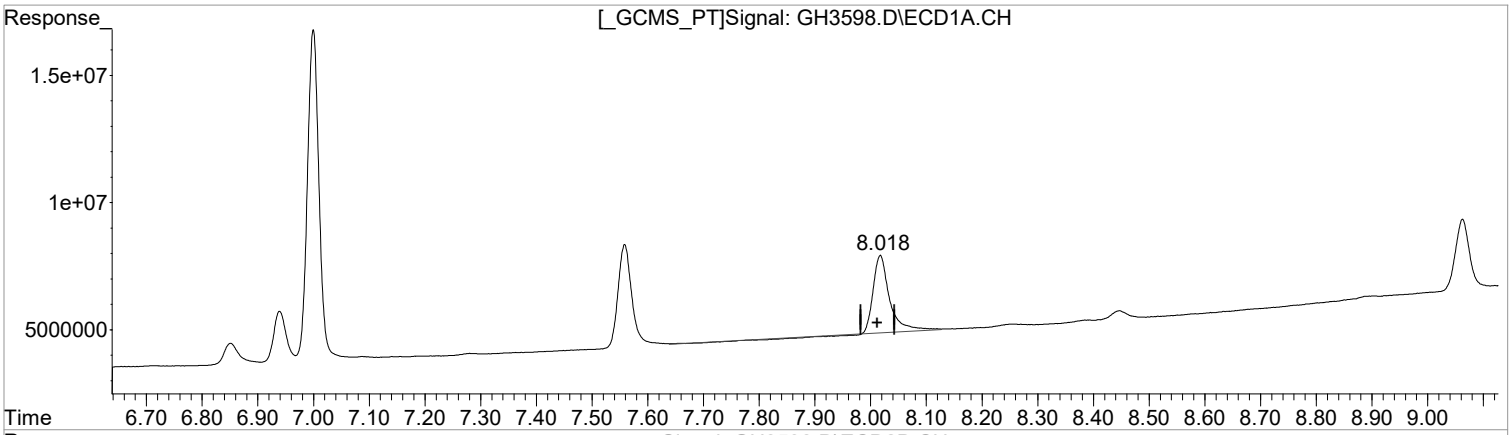

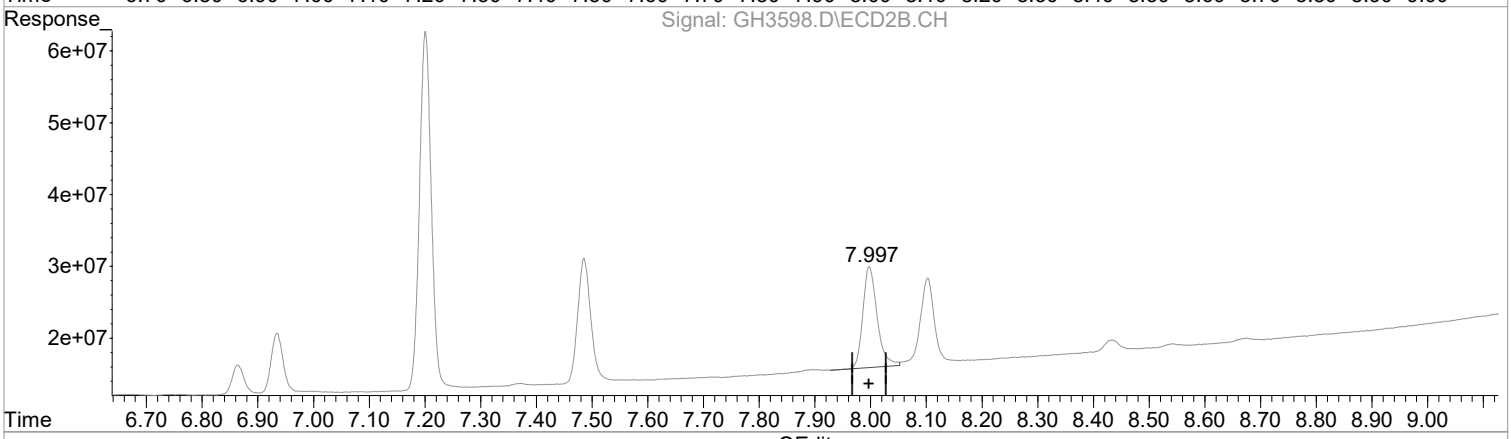

(7) 2,4,5-T (T)
8.018min 7.844 ug/l
response 59922545

(7) 2,4,5-T #2 (T)
7.998min 9.276 ug/l
response 248810732

Manual Integration:
Before

04/28/21

(+) = Expected Retention Time

1st AF 04/28/21
2nd BA 04/28/21

Quantitation Report (Qedit)

Data Path : I:\ACQUDATA\6890D\DATA\042721\
Data File : GH3598.D
Signal(s) : Signal #1: ECD1A.CH Signal #2: ECD2B.CH
Acq On : 27 Apr 2021 5:41 pm
Operator : AFelser
Sample : STD 1
Misc : 8151 ICAL
ALS Vial : 3 Sample Multiplier: 1

Integration File signal 1: EVENTS.E
Integration File signal 2: EVENT1.E
Quant Time: Apr 28 09:33:29 2021
Quant Method : I:\ACQUDATA\6890D\METHODS\HERB042721.M
Quant Title : 8151 Herbicides
QLast Update : Wed Apr 28 09:33:13 2021
Response via : Initial Calibration
Integrator: ChemStation 6890 Scale Mode: Large solvent peaks clipped

Volume Inj. : 2uL
Signal #1 Phase : DB-1701 Signal #2 Phase: DB-17
Signal #1 Info : .32 mm Signal #2 Info : .32 mm

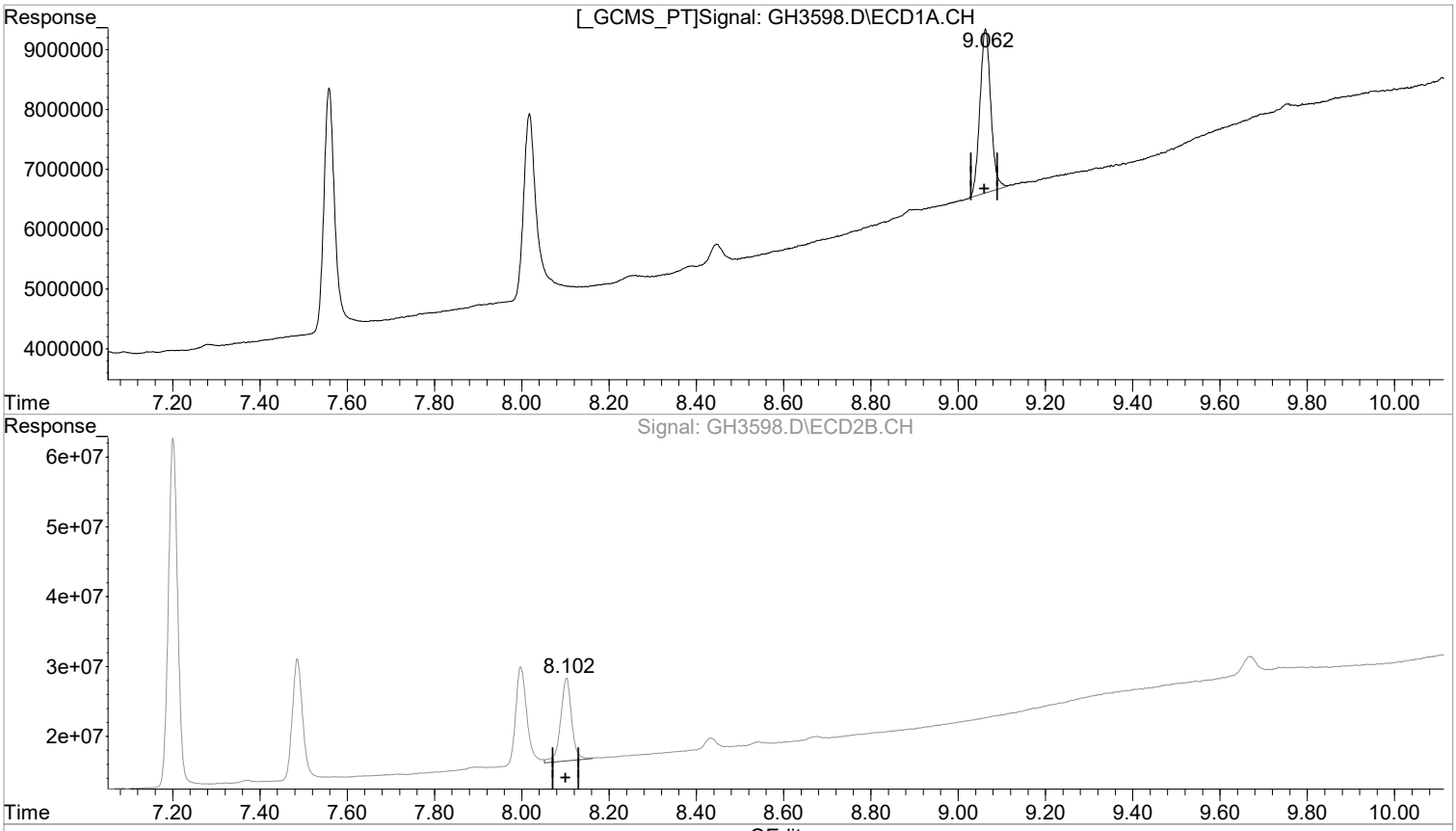

(8) Dinoseb (T)
9.062min 8.841 ug/l m
response 47452196

(8) Dinoseb #2 (T)
8.102min 9.551 ug/l
response 208177157

Manual Integration:
After
Poor integration.
04/28/21

(+) = Expected Retention Time

1st AF 04/28/21
2nd BA 04/28/21

Quantitation Report (Qedit)

Data Path : I:\ACQUDATA\6890D\DATA\042721\
Data File : GH3598.D
Signal(s) : Signal #1: ECD1A.CH Signal #2: ECD2B.CH
Acq On : 27 Apr 2021 5:41 pm
Operator : AFelser
Sample : STD 1
Misc : 8151 ICAL
ALS Vial : 3 Sample Multiplier: 1

Integration File signal 1: EVENTS.E
Integration File signal 2: EVENT1.E
Quant Time: Apr 28 09:33:29 2021
Quant Method : I:\ACQUDATA\6890D\METHODS\HERB042721.M
Quant Title : 8151 Herbicides
QLast Update : Wed Apr 28 09:33:13 2021
Response via : Initial Calibration
Integrator: ChemStation 6890 Scale Mode: Large solvent peaks clipped

Volume Inj. : 2uL
Signal #1 Phase : DB-1701 Signal #2 Phase: DB-17
Signal #1 Info : .32 mm Signal #2 Info : .32 mm

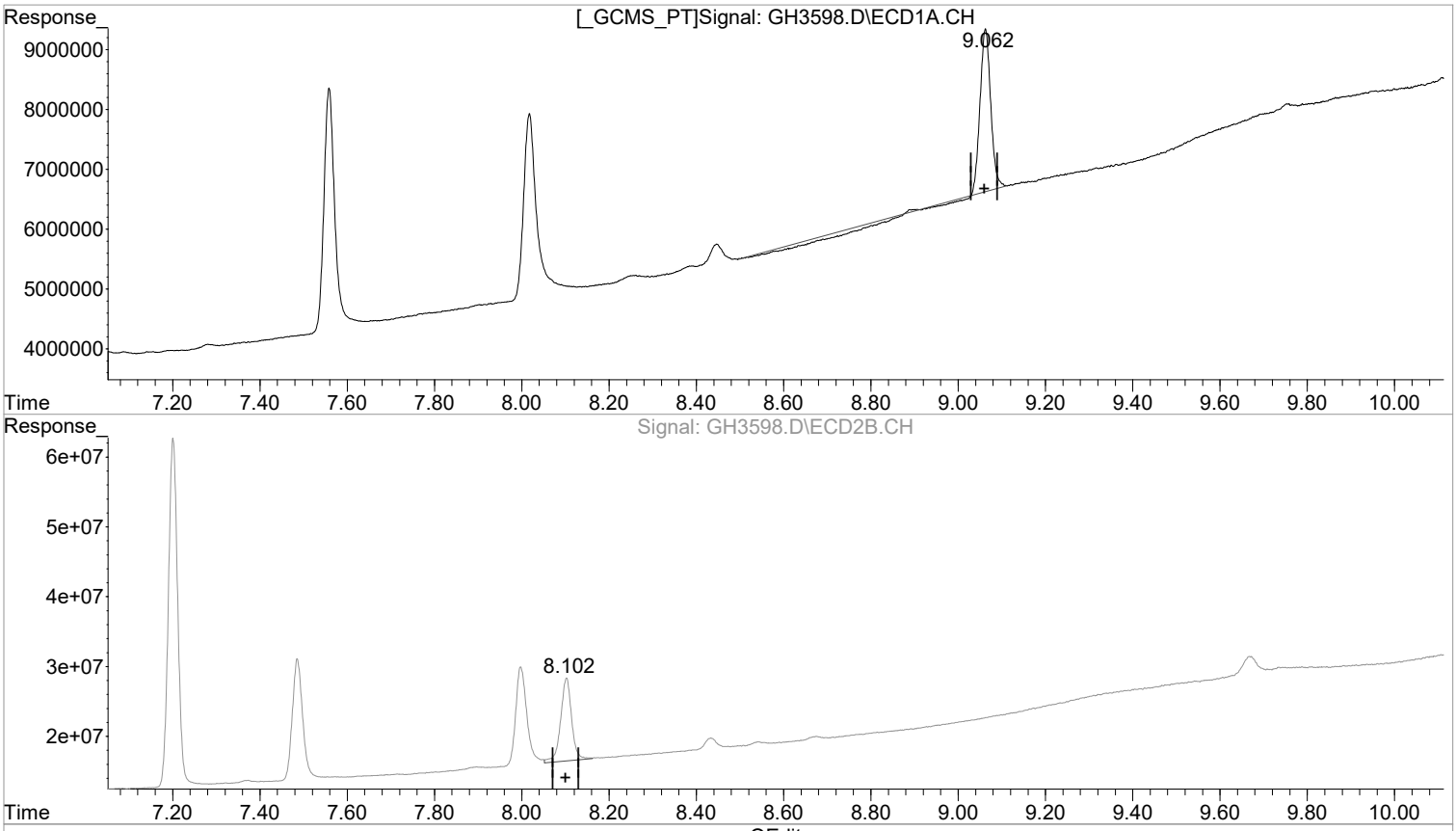

(8) Dinoseb (T)
9.063min 6.367 ug/l
response 34173859

(8) Dinoseb #2 (T)
8.102min 9.551 ug/l
response 208177157

Manual Integration:
Before

04/28/21

(+) = Expected Retention Time

1st AF 04/28/21
2nd BA 04/28/21

Quantitation Report (QT Reviewed)

Data Path : I:\ACQUDATA\6890D\DATA\042721\
Data File : GH3598.D
Signal(s) : Signal #1: ECD1A.CH Signal #2: ECD2B.CH
Acq On : 27 Apr 2021 5:41 pm
Operator : AFelser
Sample : STD 1
Misc : 8151 ICAL
ALS Vial : 3 Sample Multiplier: 1

Integration File signal 1: EVENTS.E
Integration File signal 2: EVENT1.E
Quant Time: Apr 28 09:33:29 2021
Quant Method : I:\ACQUDATA\6890D\METHODS\HERB042721.M
Quant Title : 8151 Herbicides
QLast Update : Wed Apr 28 09:33:13 2021
Response via : Initial Calibration
Integrator: ChemStation 6890 Scale Mode: Large solvent peaks clipped

Volume Inj. : 2uL
Signal #1 Phase : DB-1701 Signal #2 Phase: DB-17
Signal #1 Info : .32 mm Signal #2 Info : .32 mm

	Compound	RT#1	RT#2	Resp#1	Resp#2	ug/l	ug/l
	System Monitoring Compounds						
1) S	SURR1,DCAA	5.700	5.796	13841227	56004153	10.191m	12.133m
	Spiked Amount 100.000			Recovery	=	10.19%	12.13%
	Target Compounds						
2) T	Dicamba	5.851	5.988	47841622	193.8E6	8.967m	10.737m
3) T	Dichloroprop	6.504	6.467	13589061	54623164	9.127m	10.152m
4) T	2,4-D	6.851	6.864	16108281	63718846	9.018m	9.728m
5) T	Pentachlo...	7.000	7.201	189.5E6	740.4E6	8.839	9.647
6) T	2,4,5-TP(sil	7.558	7.486	70373917	289.9E6	8.650m	9.840
7) T	2,4,5-T	8.018	7.998	65801880	248.8E6	8.614m	9.276
8) T	Dinoseb	9.062	8.102	47452196	208.2E6	8.841m	9.551

(f)=RT Delta > 1/2 Window (#)=Amounts differ by > 25% (m)=manual int.

Quantitation Report (QT Reviewed)

Data Path : I:\ACQUDATA\6890D\DATA\042721\
Data File : GH3598.D
Signal(s) : Signal #1: ECD1A.CH Signal #2: ECD2B.CH
Acq On : 27 Apr 2021 5:41 pm
Operator : AFelser
Sample : STD 1
Misc : 8151 ICAL
ALS Vial : 3 Sample Multiplier: 1

Integration File signal 1: EVENTS.E
Integration File signal 2: EVENT1.E
Quant Time: Apr 28 09:33:29 2021
Quant Method : I:\ACQUDATA\6890D\METHODS\HERB042721.M
Quant Title : 8151 Herbicides
QLast Update : Wed Apr 28 09:33:13 2021
Response via : Initial Calibration
Integrator: ChemStation 6890 Scale Mode: Large solvent peaks clipped

Volume Inj. : 2uL
Signal #1 Phase : DB-1701 Signal #2 Phase: DB-17
Signal #1 Info : .32 mm Signal #2 Info : .32 mm

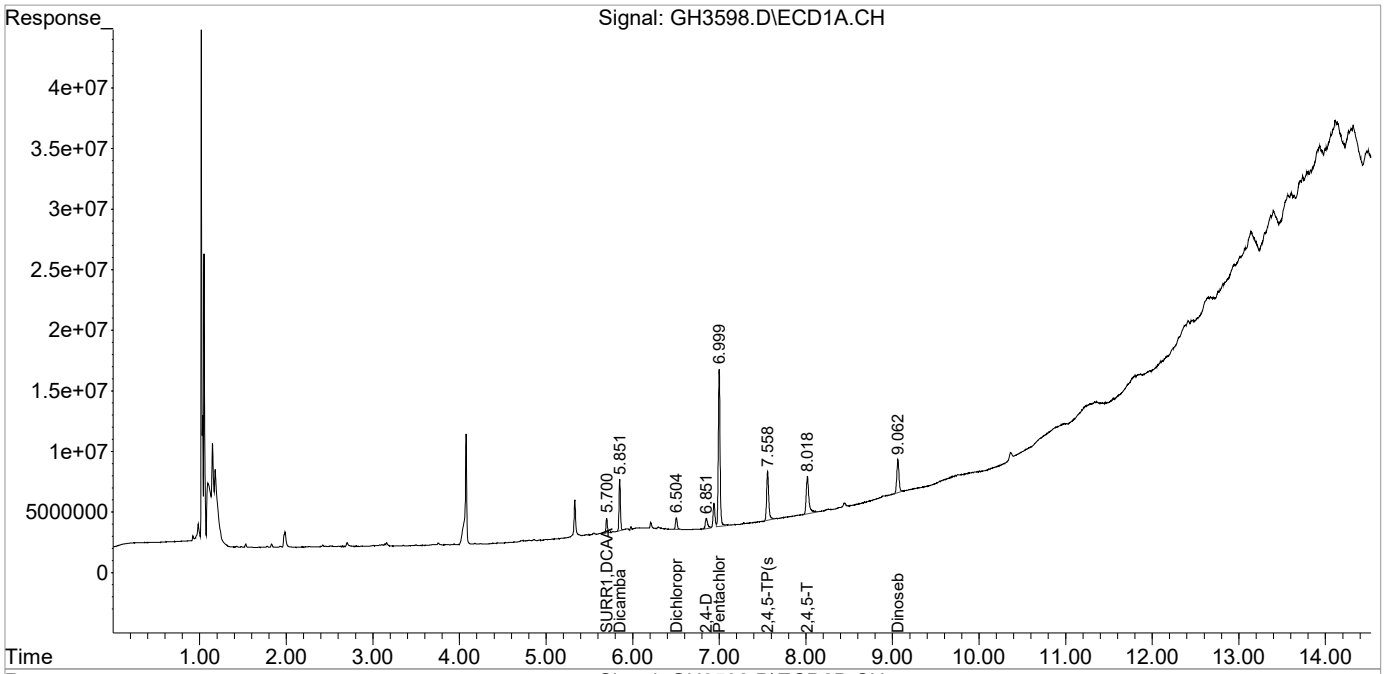

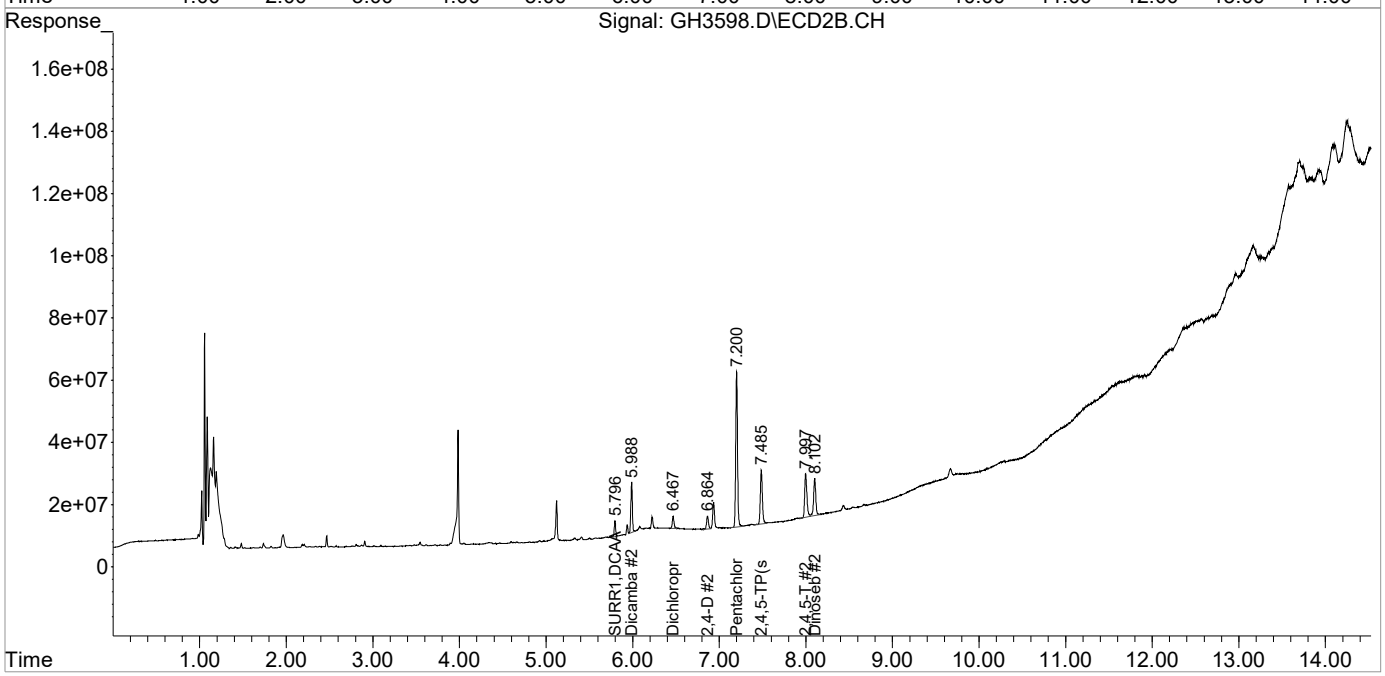

1st AF 04/28/21
2nd BA 04/28/21

Quantitation Report (Qedit)

Data Path : I:\ACQUDATA\6890D\DATA\042721\
Data File : GH3599.D
Signal(s) : Signal #1: ECD1A.CH Signal #2: ECD2B.CH
Acq On : 27 Apr 2021 6:00 pm
Operator : AFelser
Sample : STD 2
Misc : 8151 ICAL
ALS Vial : 4 Sample Multiplier: 1

Integration File signal 1: EVENTS.E
Integration File signal 2: EVENT1.E
Quant Time: Apr 28 09:33:31 2021
Quant Method : I:\ACQUDATA\6890D\METHODS\HERB042721.M
Quant Title : 8151 Herbicides
QLast Update : Wed Apr 28 09:33:13 2021
Response via : Initial Calibration
Integrator: ChemStation 6890 Scale Mode: Large solvent peaks clipped

Volume Inj. : 2uL
Signal #1 Phase : DB-1701 Signal #2 Phase: DB-17
Signal #1 Info : .32 mm Signal #2 Info : .32 mm

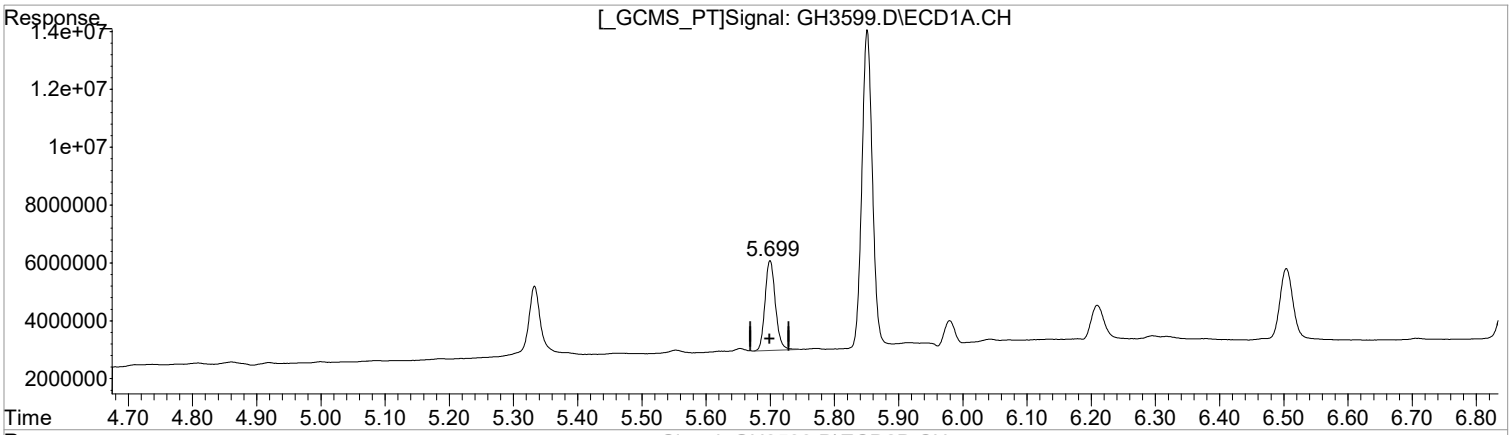

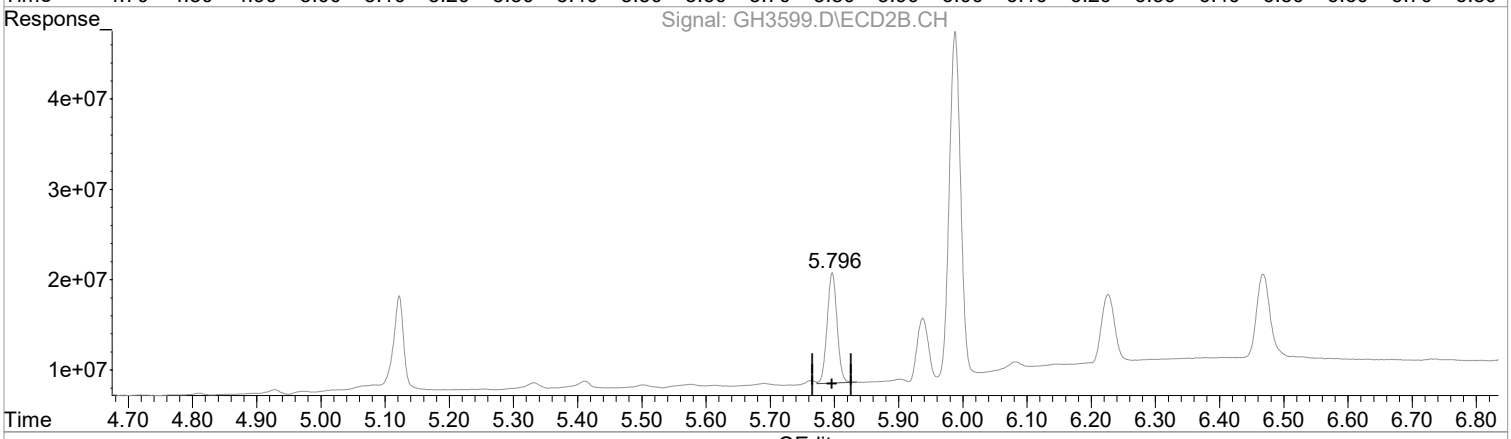

(1) SURR1,DCAA (S)
5.699min 25.657 ug/l m
response 34847172

(1) SURR1,DCAA #2 (S)
5.796min 28.539 ug/l m
response 131732832

Manual Integration:
After
Poor integration.
04/28/21

(+) = Expected Retention Time

1st AF 04/28/21
2nd BA 04/28/21

Quantitation Report (Qedit)

Data Path : I:\ACQUDATA\6890D\DATA\042721\
Data File : GH3599.D
Signal(s) : Signal #1: ECD1A.CH Signal #2: ECD2B.CH
Acq On : 27 Apr 2021 6:00 pm
Operator : AFelser
Sample : STD 2
Misc : 8151 ICAL
ALS Vial : 4 Sample Multiplier: 1

Integration File signal 1: EVENTS.E
Integration File signal 2: EVENT1.E
Quant Time: Apr 28 09:33:31 2021
Quant Method : I:\ACQUDATA\6890D\METHODS\HERB042721.M
Quant Title : 8151 Herbicides
QLast Update : Wed Apr 28 09:33:13 2021
Response via : Initial Calibration
Integrator: ChemStation 6890 Scale Mode: Large solvent peaks clipped

Volume Inj. : 2uL
Signal #1 Phase : DB-1701 Signal #2 Phase: DB-17
Signal #1 Info : .32 mm Signal #2 Info : .32 mm

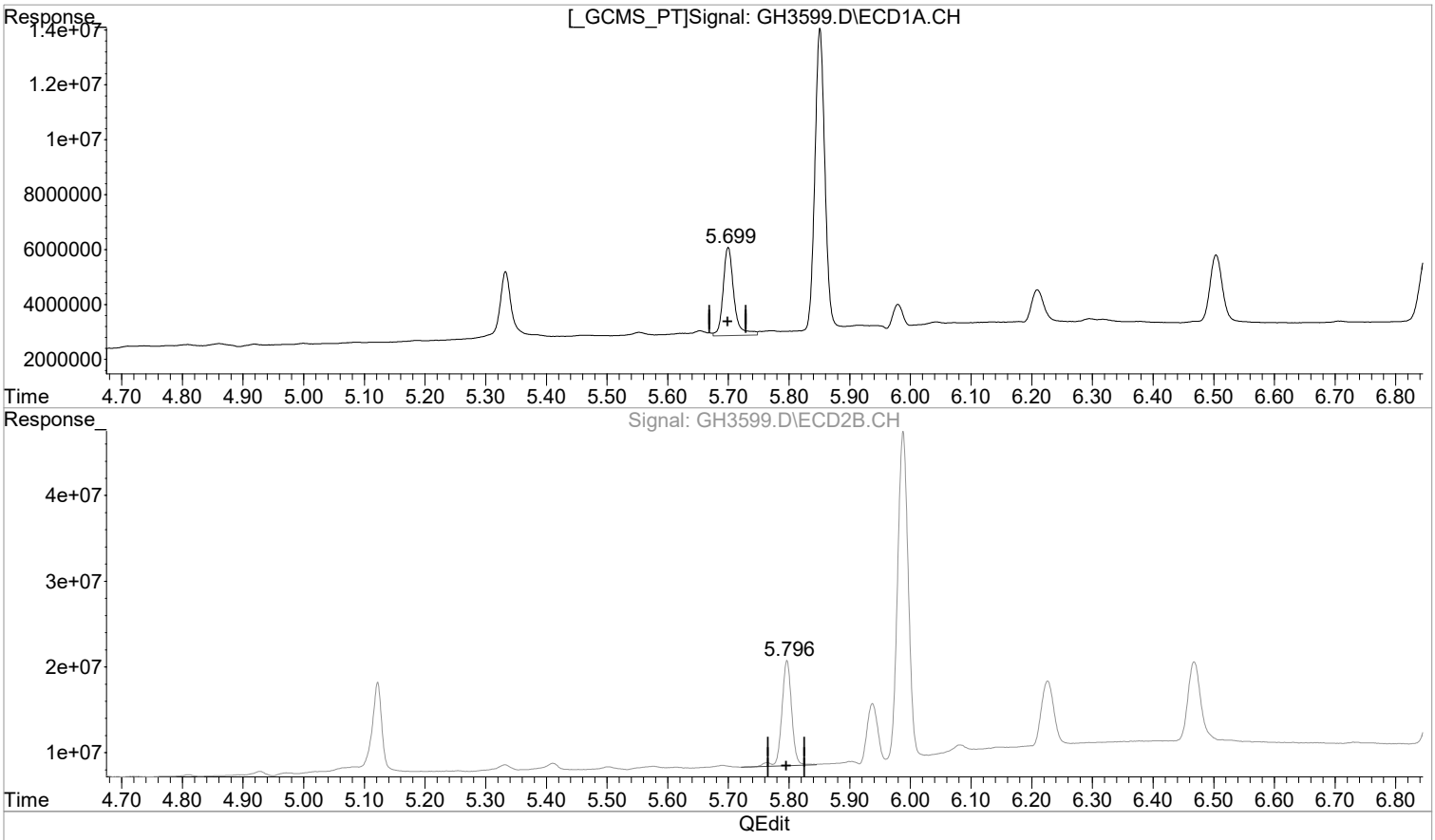

(1) SURR1,DCAA (S)
5.700min 29.216 ug/l
response 39681077

(1) SURR1,DCAA #2 (S)
5.797min 30.153 ug/l
response 139179196

Manual Integration:
Before

04/28/21

(+) = Expected Retention Time

1st AF 04/28/21
2nd BA 04/28/21

Quantitation Report (Qedit)

Data Path : I:\ACQUDATA\6890D\DATA\042721\
Data File : GH3599.D
Signal(s) : Signal #1: ECD1A.CH Signal #2: ECD2B.CH
Acq On : 27 Apr 2021 6:00 pm
Operator : AFelser
Sample : STD 2
Misc : 8151 ICAL
ALS Vial : 4 Sample Multiplier: 1

Integration File signal 1: EVENTS.E
Integration File signal 2: EVENT1.E
Quant Time: Apr 28 09:33:31 2021
Quant Method : I:\ACQUDATA\6890D\METHODS\HERB042721.M
Quant Title : 8151 Herbicides
QLast Update : Wed Apr 28 09:33:13 2021
Response via : Initial Calibration
Integrator: ChemStation 6890 Scale Mode: Large solvent peaks clipped

Volume Inj. : 2uL
Signal #1 Phase : DB-1701 Signal #2 Phase: DB-17
Signal #1 Info : .32 mm Signal #2 Info : .32 mm

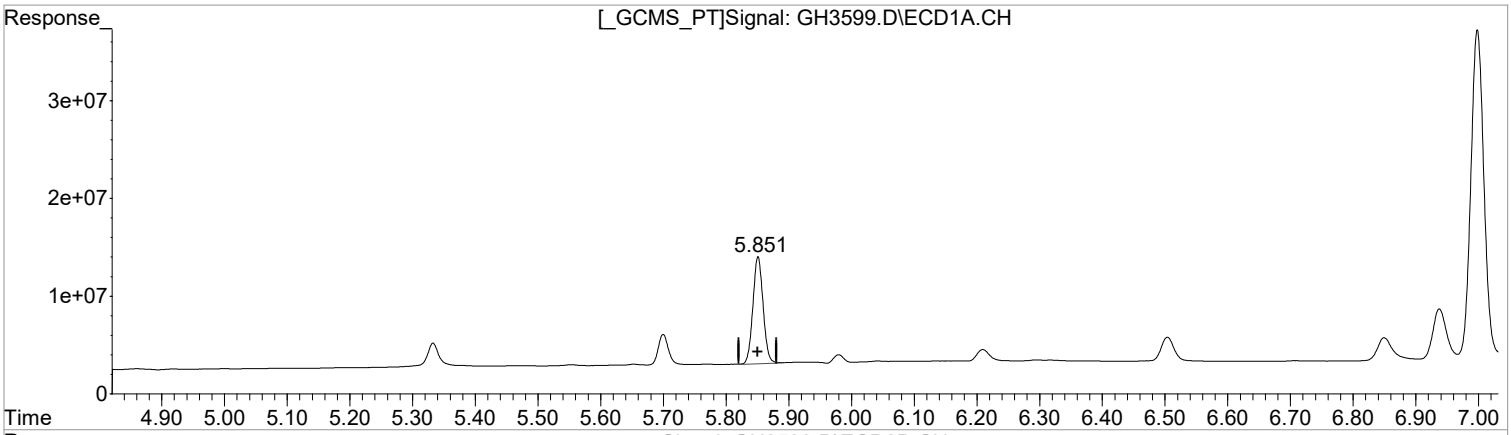

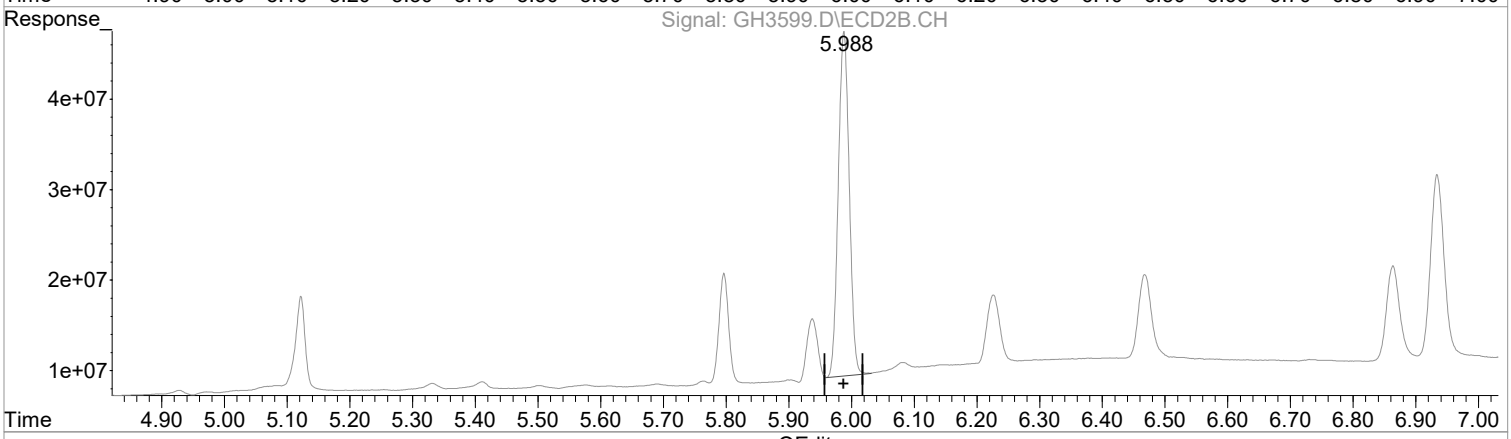

(2) Dicamba (T)
5.851min 23.329 ug/l m
response 124467131

(2) Dicamba #2 (T)
5.988min 25.560 ug/l m
response 461367830

Manual Integration:
After
Poor integration.
04/28/21

(+) = Expected Retention Time

1st AF 04/28/21
2nd BA 04/28/21

Quantitation Report (Qedit)

Data Path : I:\ACQUDATA\6890D\DATA\042721\
Data File : GH3599.D
Signal(s) : Signal #1: ECD1A.CH Signal #2: ECD2B.CH
Acq On : 27 Apr 2021 6:00 pm
Operator : AFelser
Sample : STD 2
Misc : 8151 ICAL
ALS Vial : 4 Sample Multiplier: 1

Integration File signal 1: EVENTS.E
Integration File signal 2: EVENT1.E
Quant Time: Apr 28 09:33:31 2021
Quant Method : I:\ACQUDATA\6890D\METHODS\HERB042721.M
Quant Title : 8151 Herbicides
QLast Update : Wed Apr 28 09:33:13 2021
Response via : Initial Calibration
Integrator: ChemStation 6890 Scale Mode: Large solvent peaks clipped

Volume Inj. : 2uL
Signal #1 Phase : DB-1701 Signal #2 Phase: DB-17
Signal #1 Info : .32 mm Signal #2 Info : .32 mm

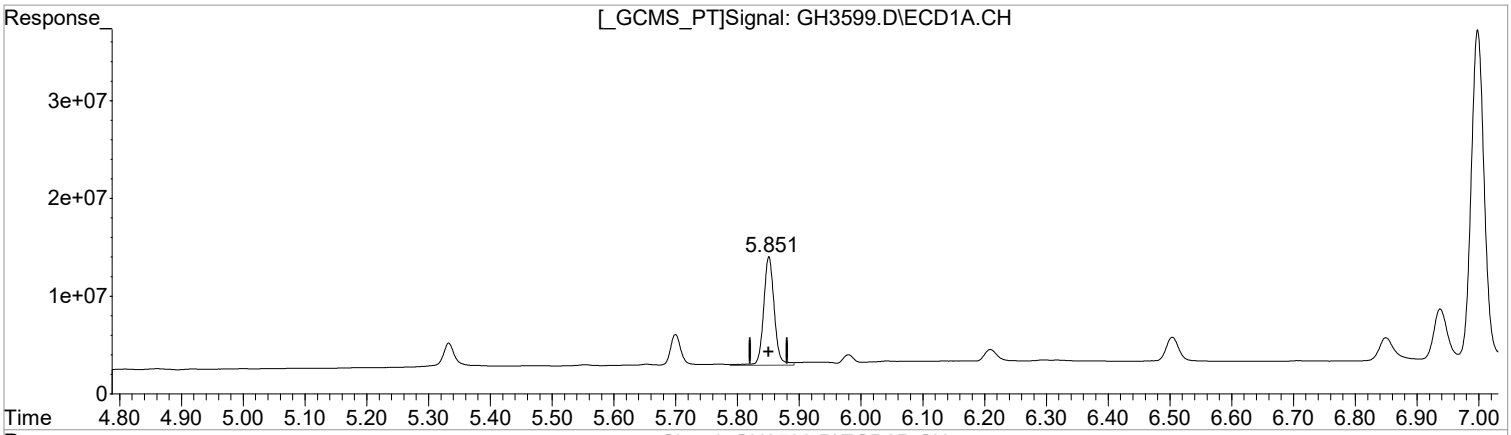

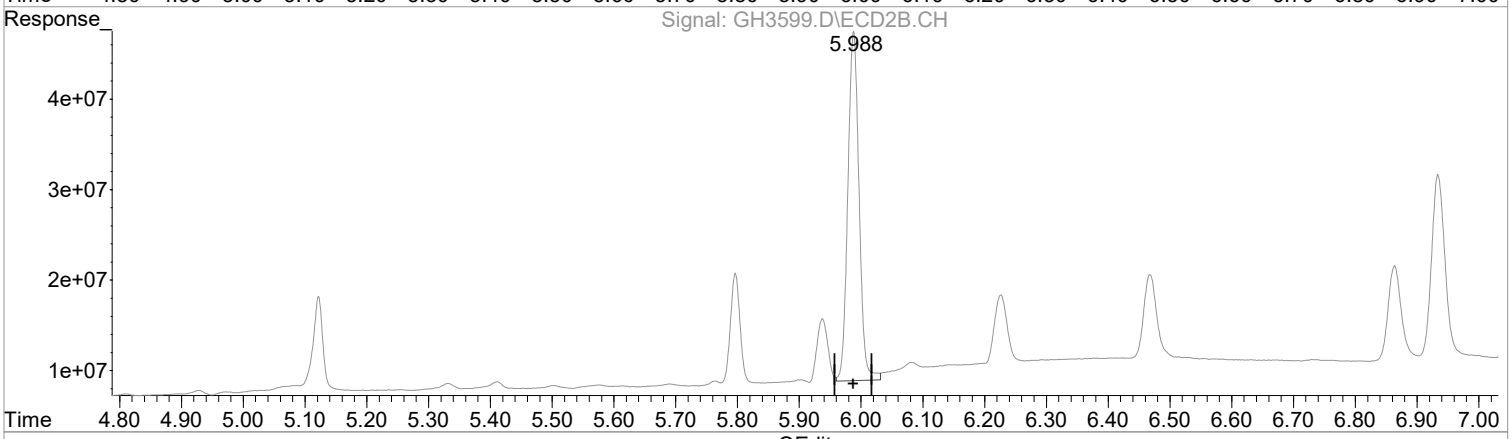

(2) Dicamba (T)
5.851min 24.982 ug/l
response 133290203

(2) Dicamba #2 (T)
5.988min 26.859 ug/l
response 484803999

Manual Integration:
Before

04/28/21

(+) = Expected Retention Time

1st AF 04/28/21
2nd BA 04/28/21

Quantitation Report (Qedit)

Data Path : I:\ACQUDATA\6890D\DATA\042721\
Data File : GH3599.D
Signal(s) : Signal #1: ECD1A.CH Signal #2: ECD2B.CH
Acq On : 27 Apr 2021 6:00 pm
Operator : AFelser
Sample : STD 2
Misc : 8151 ICAL
ALS Vial : 4 Sample Multiplier: 1

Integration File signal 1: EVENTS.E
Integration File signal 2: EVENT1.E
Quant Time: Apr 28 09:33:31 2021
Quant Method : I:\ACQUDATA\6890D\METHODS\HERB042721.M
Quant Title : 8151 Herbicides
QLast Update : Wed Apr 28 09:33:13 2021
Response via : Initial Calibration
Integrator: ChemStation 6890 Scale Mode: Large solvent peaks clipped

Volume Inj. : 2uL
Signal #1 Phase : DB-1701 Signal #2 Phase: DB-17
Signal #1 Info : .32 mm Signal #2 Info : .32 mm

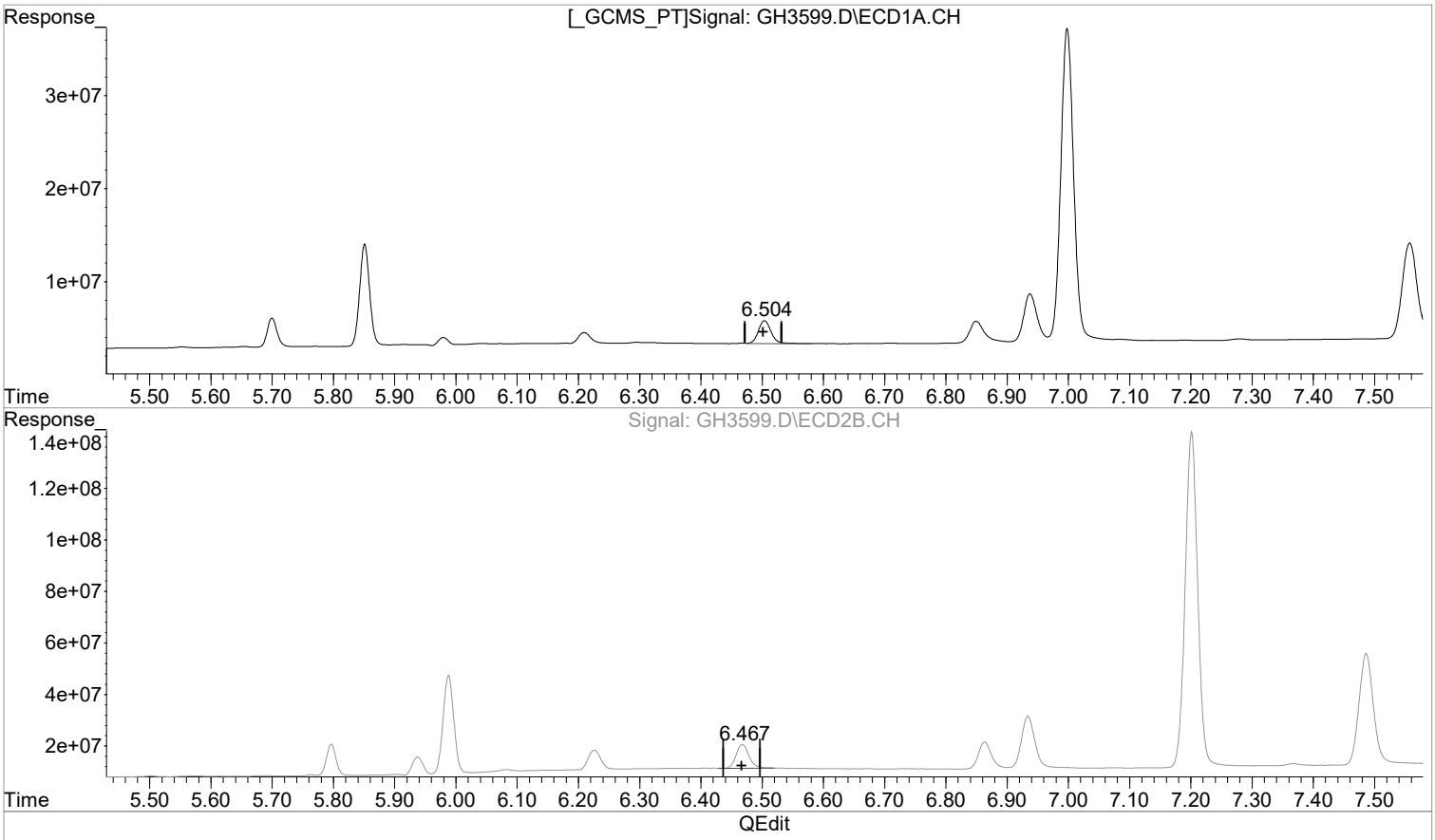

(3) Dichloroprop (T)
6.504min 24.104 ug/L m
response 35887184

(3) Dichloroprop#2 (T)
6.467min 25.263 ug/L m
response 135925766

Manual Integration:
After
Poor integration.
04/28/21

(+) = Expected Retention Time

1st AF 04/28/21
2nd BA 04/28/21

Quantitation Report (Qedit)

Data Path : I:\ACQUDATA\6890D\DATA\042721\
Data File : GH3599.D
Signal(s) : Signal #1: ECD1A.CH Signal #2: ECD2B.CH
Acq On : 27 Apr 2021 6:00 pm
Operator : AFelser
Sample : STD 2
Misc : 8151 ICAL
ALS Vial : 4 Sample Multiplier: 1

Integration File signal 1: EVENTS.E
Integration File signal 2: EVENT1.E
Quant Time: Apr 28 09:33:31 2021
Quant Method : I:\ACQUDATA\6890D\METHODS\HERB042721.M
Quant Title : 8151 Herbicides
QLast Update : Wed Apr 28 09:33:13 2021
Response via : Initial Calibration
Integrator: ChemStation 6890 Scale Mode: Large solvent peaks clipped

Volume Inj. : 2uL
Signal #1 Phase : DB-1701 Signal #2 Phase: DB-17
Signal #1 Info : .32 mm Signal #2 Info : .32 mm

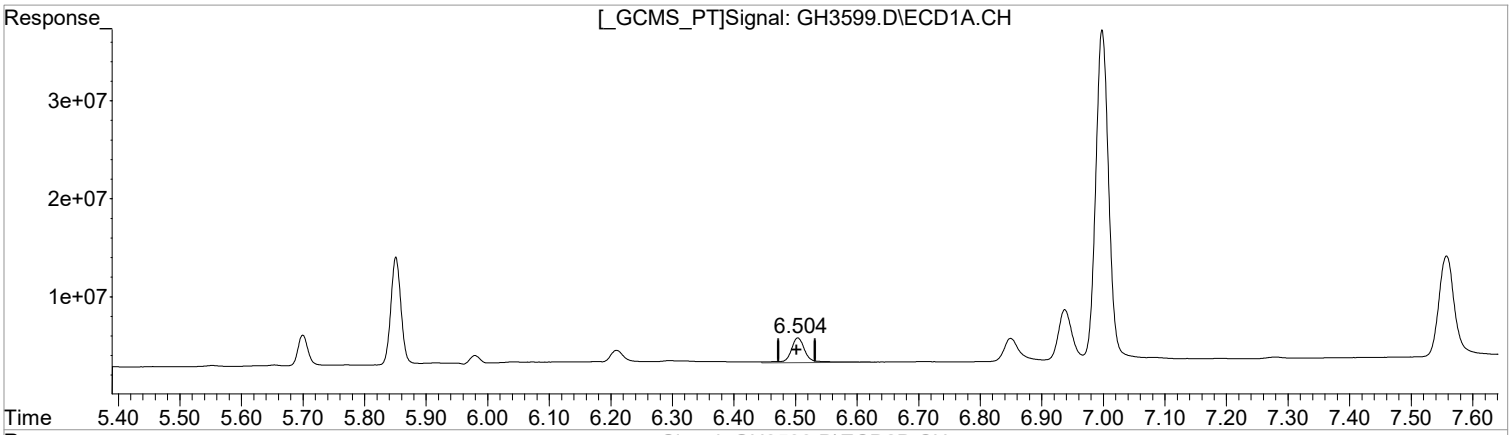

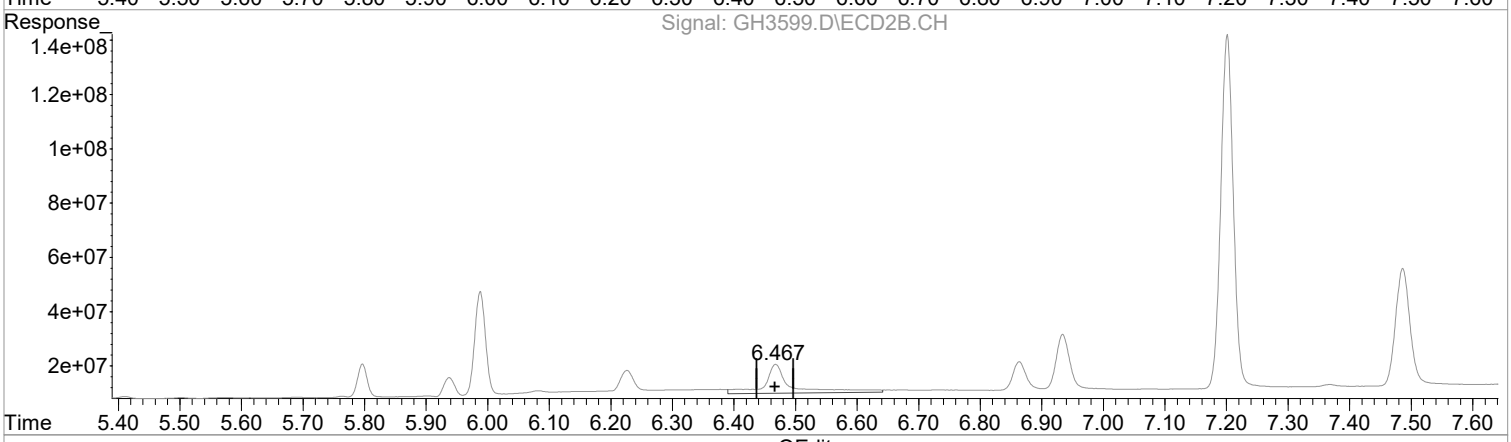

QEdit

(3) Dichloroprop (T)
6.504min 28.538 ug/L
response 42488522

(3) Dichloroprop#2 (T)
6.468min 59.063 ug/L
response 317785766

Manual Integration:
Before

04/28/21

(+) = Expected Retention Time

1st AF 04/28/21
2nd BA 04/28/21

Quantitation Report (Qedit)

Data Path : I:\ACQUDATA\6890D\DATA\042721\
Data File : GH3599.D
Signal(s) : Signal #1: ECD1A.CH Signal #2: ECD2B.CH
Acq On : 27 Apr 2021 6:00 pm
Operator : AFelser
Sample : STD 2
Misc : 8151 ICAL
ALS Vial : 4 Sample Multiplier: 1

Integration File signal 1: EVENTS.E
Integration File signal 2: EVENT1.E
Quant Time: Apr 28 09:33:31 2021
Quant Method : I:\ACQUDATA\6890D\METHODS\HERB042721.M
Quant Title : 8151 Herbicides
QLast Update : Wed Apr 28 09:33:13 2021
Response via : Initial Calibration
Integrator: ChemStation 6890 Scale Mode: Large solvent peaks clipped

Volume Inj. : 2uL
Signal #1 Phase : DB-1701 Signal #2 Phase: DB-17
Signal #1 Info : .32 mm Signal #2 Info : .32 mm

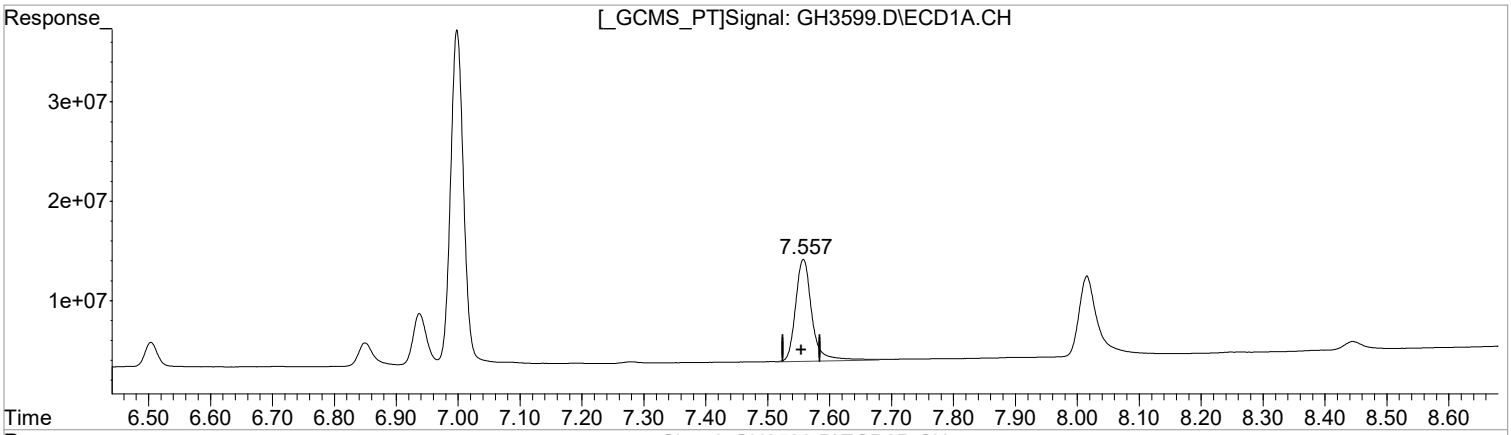

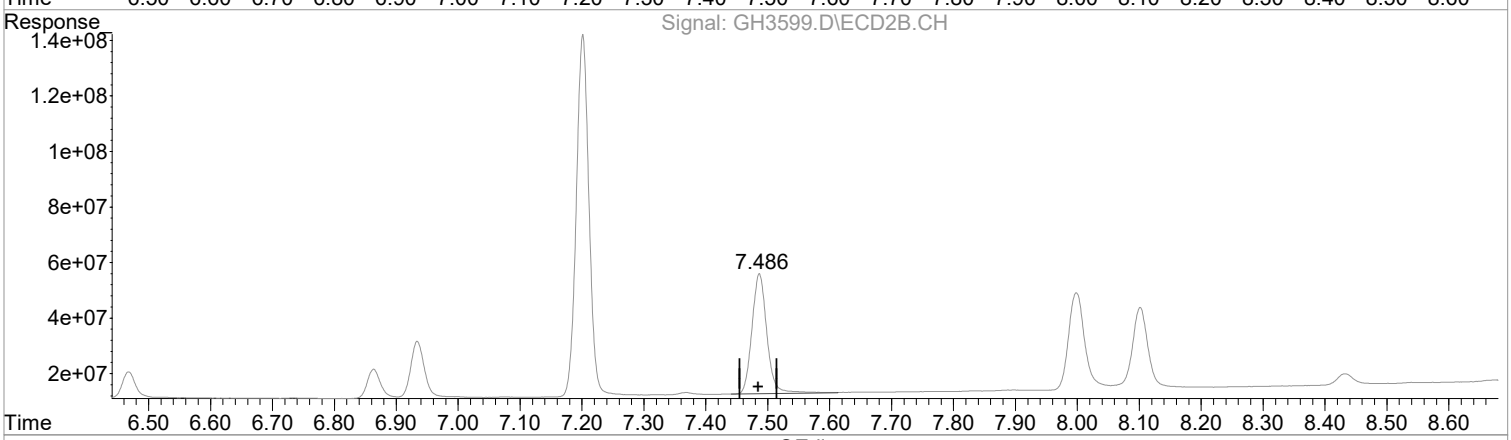

(6) 2,4,5-TP(sil (T)
7.557min 23.104 ug/l m
response 187962229

(6) 2,4,5-TP(sil #2 (T)
7.486min 24.683 ug/l m
response 727200556

Manual Integration:
After
Poor integration.
04/28/21

(+) = Expected Retention Time

1st AF 04/28/21
2nd BA 04/28/21

Quantitation Report (Qedit)

Data Path : I:\ACQUDATA\6890D\DATA\042721\
Data File : GH3599.D
Signal(s) : Signal #1: ECD1A.CH Signal #2: ECD2B.CH
Acq On : 27 Apr 2021 6:00 pm
Operator : AFelser
Sample : STD 2
Misc : 8151 ICAL
ALS Vial : 4 Sample Multiplier: 1

Integration File signal 1: EVENTS.E
Integration File signal 2: EVENT1.E
Quant Time: Apr 28 09:33:31 2021
Quant Method : I:\ACQUDATA\6890D\METHODS\HERB042721.M
Quant Title : 8151 Herbicides
QLast Update : Wed Apr 28 09:33:13 2021
Response via : Initial Calibration
Integrator: ChemStation 6890 Scale Mode: Large solvent peaks clipped

Volume Inj. : 2uL
Signal #1 Phase : DB-1701 Signal #2 Phase: DB-17
Signal #1 Info : .32 mm Signal #2 Info : .32 mm

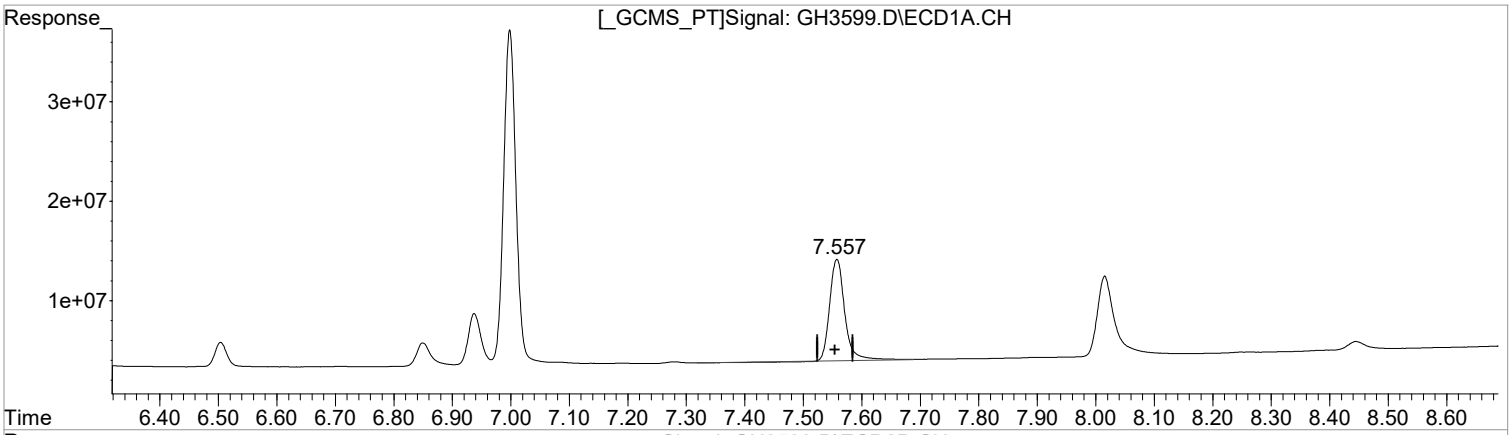

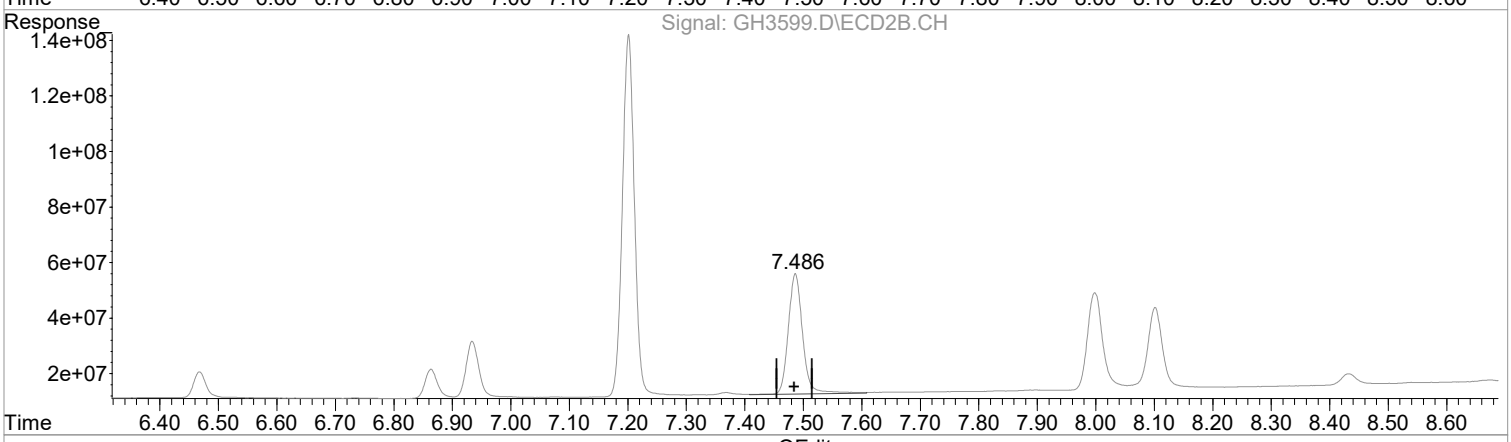

(6) 2,4,5-TP(sil (T)
7.558min 22.188 ug/l
response 180511148

(6) 2,4,5-TP(sil #2 (T)
7.486min 25.096 ug/l
response 739374730

Manual Integration:
Before

04/28/21

(+) = Expected Retention Time

1st AF 04/28/21
2nd BA 04/28/21

Quantitation Report (Qedit)

Data Path : I:\ACQUDATA\6890D\DATA\042721\
Data File : GH3599.D
Signal(s) : Signal #1: ECD1A.CH Signal #2: ECD2B.CH
Acq On : 27 Apr 2021 6:00 pm
Operator : AFelser
Sample : STD 2
Misc : 8151 ICAL
ALS Vial : 4 Sample Multiplier: 1

Integration File signal 1: EVENTS.E
Integration File signal 2: EVENT1.E
Quant Time: Apr 28 09:33:31 2021
Quant Method : I:\ACQUDATA\6890D\METHODS\HERB042721.M
Quant Title : 8151 Herbicides
QLast Update : Wed Apr 28 09:33:13 2021
Response via : Initial Calibration
Integrator: ChemStation 6890 Scale Mode: Large solvent peaks clipped

Volume Inj. : 2uL
Signal #1 Phase : DB-1701 Signal #2 Phase: DB-17
Signal #1 Info : .32 mm Signal #2 Info : .32 mm

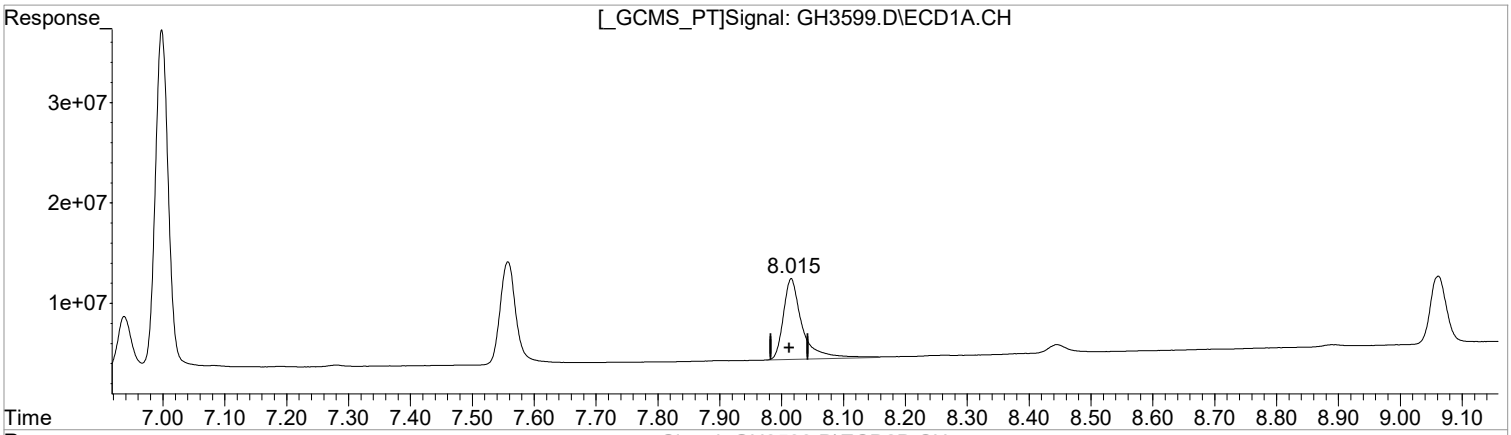

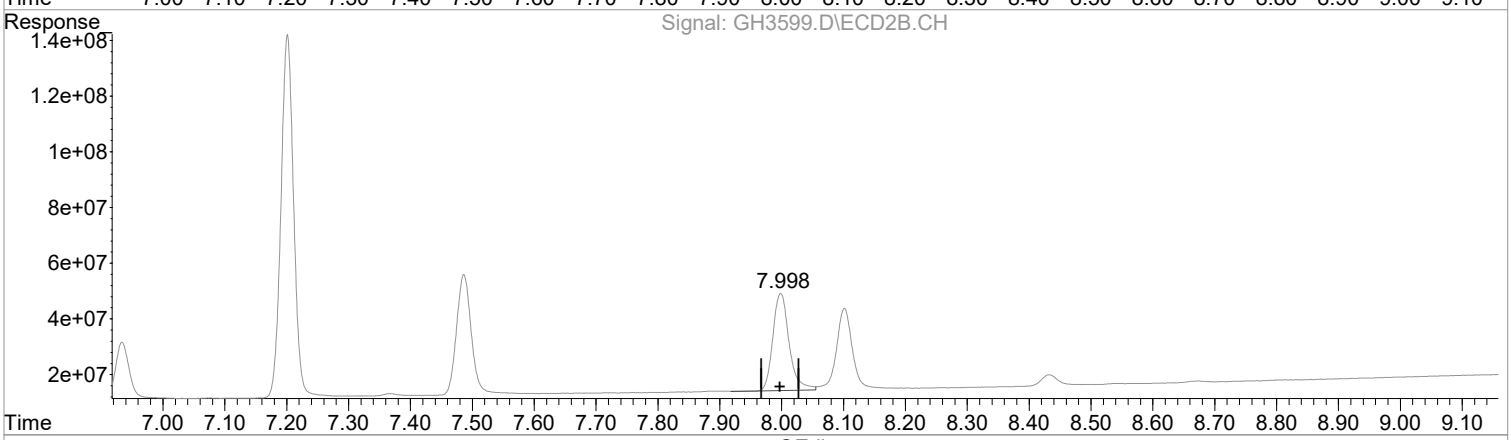

(7) 2,4,5-T (T)
8.015min 22.402 ug/l m
response 171129888

(7) 2,4,5-T #2 (T)
7.999min 23.737 ug/l
response 636680900

Manual Integration:
After
Poor integration.
04/28/21

(+) = Expected Retention Time

1st AF 04/28/21
2nd BA 04/28/21

Quantitation Report (Qedit)

Data Path : I:\ACQUDATA\6890D\DATA\042721\
Data File : GH3599.D
Signal(s) : Signal #1: ECD1A.CH Signal #2: ECD2B.CH
Acq On : 27 Apr 2021 6:00 pm
Operator : AFelser
Sample : STD 2
Misc : 8151 ICAL
ALS Vial : 4 Sample Multiplier: 1

Integration File signal 1: EVENTS.E
Integration File signal 2: EVENT1.E
Quant Time: Apr 28 09:33:31 2021
Quant Method : I:\ACQUDATA\6890D\METHODS\HERB042721.M
Quant Title : 8151 Herbicides
QLast Update : Wed Apr 28 09:33:13 2021
Response via : Initial Calibration
Integrator: ChemStation 6890 Scale Mode: Large solvent peaks clipped

Volume Inj. : 2uL
Signal #1 Phase : DB-1701 Signal #2 Phase: DB-17
Signal #1 Info : .32 mm Signal #2 Info : .32 mm

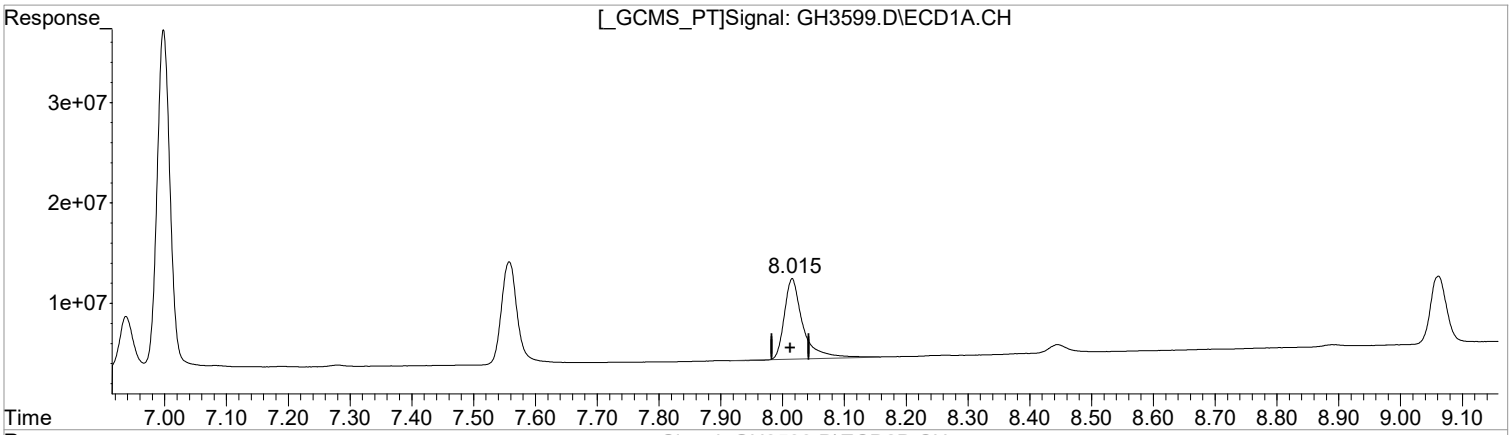

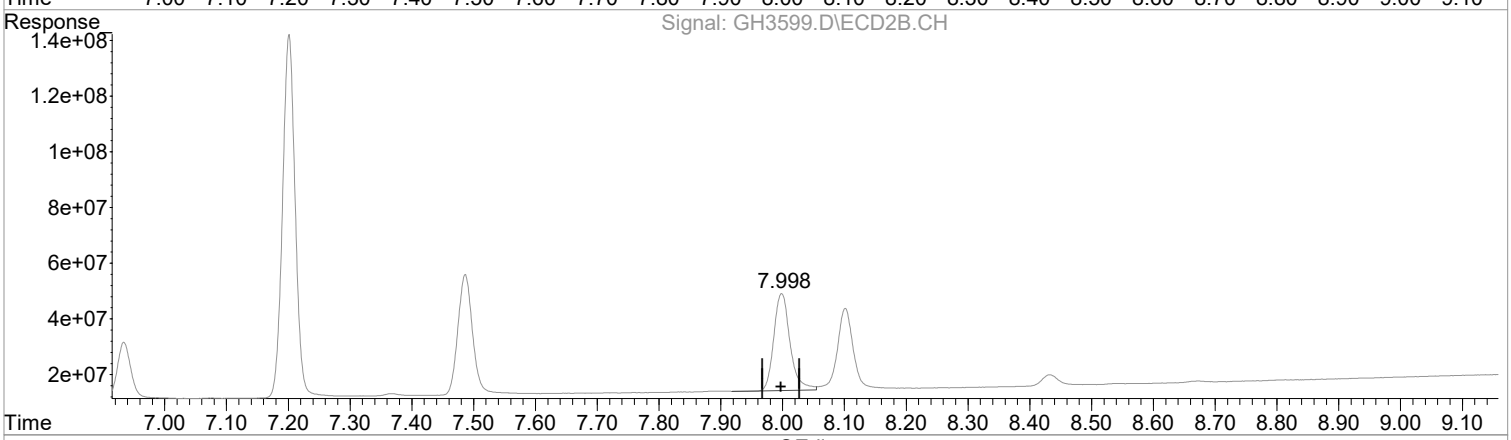

(7) 2,4,5-T (T)
8.015min 22.102 ug/l
response 168839998

(7) 2,4,5-T #2 (T)
7.999min 23.737 ug/l
response 636680900

Manual Integration:
Before

04/28/21

(+) = Expected Retention Time

1st AF 04/28/21
2nd BA 04/28/21

Quantitation Report (Qedit)

Data Path : I:\ACQUDATA\6890D\DATA\042721\
Data File : GH3599.D
Signal(s) : Signal #1: ECD1A.CH Signal #2: ECD2B.CH
Acq On : 27 Apr 2021 6:00 pm
Operator : AFelser
Sample : STD 2
Misc : 8151 ICAL
ALS Vial : 4 Sample Multiplier: 1

Integration File signal 1: EVENTS.E
Integration File signal 2: EVENT1.E
Quant Time: Apr 28 09:33:31 2021
Quant Method : I:\ACQUDATA\6890D\METHODS\HERB042721.M
Quant Title : 8151 Herbicides
QLast Update : Wed Apr 28 09:33:13 2021
Response via : Initial Calibration
Integrator: ChemStation 6890 Scale Mode: Large solvent peaks clipped

Volume Inj. : 2uL
Signal #1 Phase : DB-1701 Signal #2 Phase: DB-17
Signal #1 Info : .32 mm Signal #2 Info : .32 mm

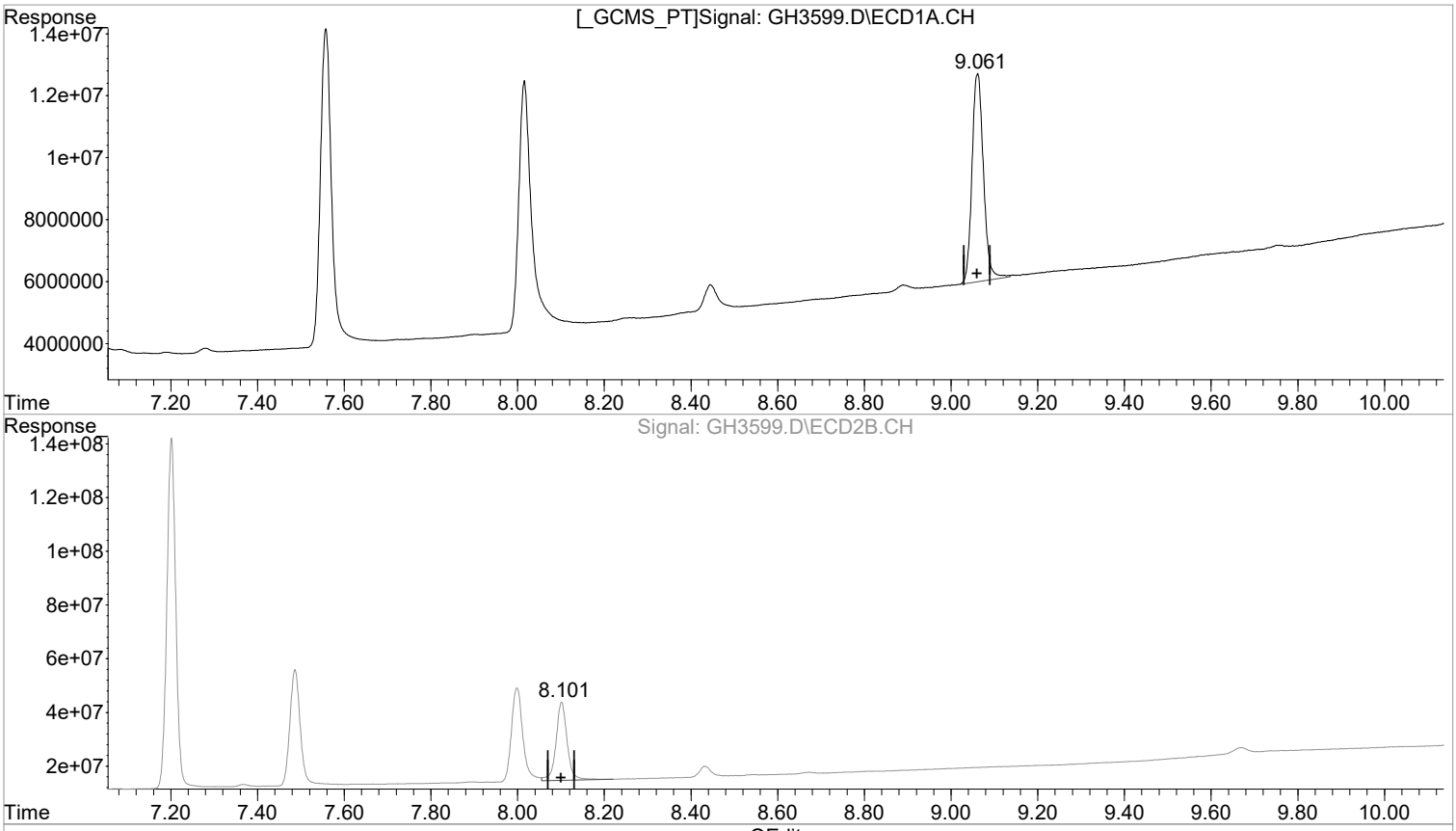

(8) Dinoseb (T)
9.061min 22.919 ug/l m
response 123009259

(8) Dinoseb #2 (T)
8.102min 24.163 ug/l
response 526649487

Manual Integration:
After
Poor integration.
04/28/21

(+) = Expected Retention Time

1st AF 04/28/21
2nd BA 04/28/21

Quantitation Report (Qedit)

Data Path : I:\ACQUDATA\6890D\DATA\042721\
Data File : GH3599.D
Signal(s) : Signal #1: ECD1A.CH Signal #2: ECD2B.CH
Acq On : 27 Apr 2021 6:00 pm
Operator : AFelser
Sample : STD 2
Misc : 8151 ICAL
ALS Vial : 4 Sample Multiplier: 1

Integration File signal 1: EVENTS.E
Integration File signal 2: EVENT1.E
Quant Time: Apr 28 09:33:31 2021
Quant Method : I:\ACQUDATA\6890D\METHODS\HERB042721.M
Quant Title : 8151 Herbicides
QLast Update : Wed Apr 28 09:33:13 2021
Response via : Initial Calibration
Integrator: ChemStation 6890 Scale Mode: Large solvent peaks clipped

Volume Inj. : 2uL
Signal #1 Phase : DB-1701 Signal #2 Phase: DB-17
Signal #1 Info : .32 mm Signal #2 Info : .32 mm

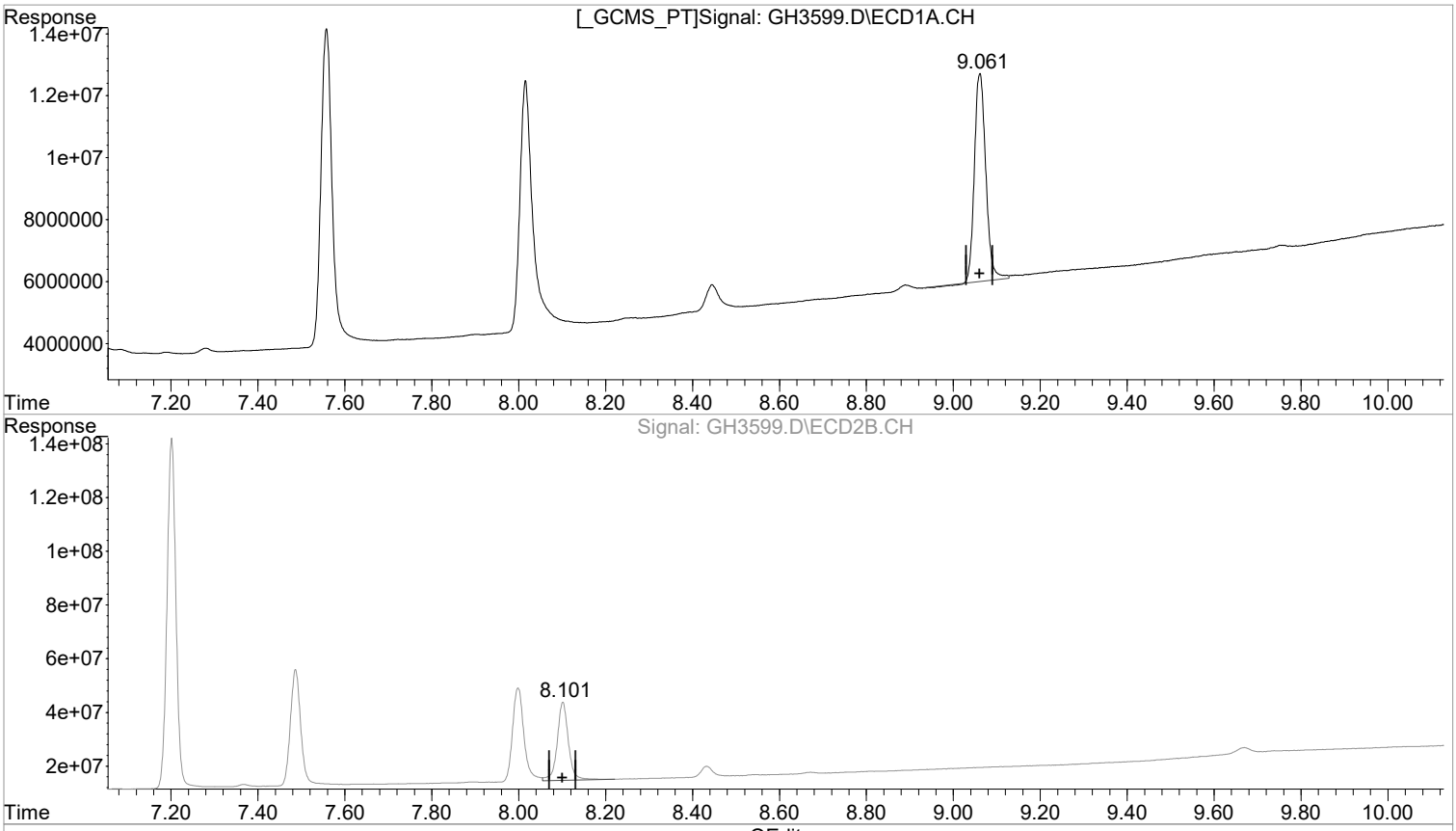

(8) Dinoseb (T)
9.061min 22.758 ug/l
response 122145922

(8) Dinoseb #2 (T)
8.102min 24.163 ug/l
response 526649487

Manual Integration:
Before

04/28/21

(+) = Expected Retention Time

1st AF 04/28/21
2nd BA 04/28/21

Quantitation Report (QT Reviewed)

Data Path : I:\ACQUDATA\6890D\DATA\042721\
Data File : GH3599.D
Signal(s) : Signal #1: ECD1A.CH Signal #2: ECD2B.CH
Acq On : 27 Apr 2021 6:00 pm
Operator : AFelser
Sample : STD 2
Misc : 8151 ICAL
ALS Vial : 4 Sample Multiplier: 1

Integration File signal 1: EVENTS.E
Integration File signal 2: EVENT1.E
Quant Time: Apr 28 09:33:31 2021
Quant Method : I:\ACQUDATA\6890D\METHODS\HERB042721.M
Quant Title : 8151 Herbicides
QLast Update : Wed Apr 28 09:33:13 2021
Response via : Initial Calibration
Integrator: ChemStation 6890 Scale Mode: Large solvent peaks clipped

Volume Inj. : 2uL
Signal #1 Phase : DB-1701 Signal #2 Phase: DB-17
Signal #1 Info : .32 mm Signal #2 Info : .32 mm

	Compound	RT#1	RT#2	Resp#1	Resp#2	ug/l	ug/l
	System Monitoring Compounds						
1) S	SURR1,DCAA	5.699	5.796	34847172	131.7E6	25.657m	28.539m
	Spiked Amount 100.000			Recovery	=	25.66%	28.54%
	Target Compounds						
2) T	Dicamba	5.851	5.988	124.5E6	461.4E6	23.329m	25.560m
3) T	Dichloroprop	6.504	6.467	35887184	135.9E6	24.104m	25.263m
4) T	2,4-D	6.850	6.864	40551542	166.5E6	22.702	25.412
5) T	Pentachlo...	6.998	7.201	501.0E6	1864.3E6	23.367	24.292
6) T	2,4,5-TP(sil	7.557	7.486	188.0E6	727.2E6	23.104m	24.683m
7) T	2,4,5-T	8.015	7.999	171.1E6	636.7E6	22.402m	23.737
8) T	Dinoseb	9.061	8.102	123.0E6	526.6E6	22.919m	24.163

(f)=RT Delta > 1/2 Window (#)=Amounts differ by > 25% (m)=manual int.

Quantitation Report (QT Reviewed)

Data Path : I:\ACQUDATA\6890D\DATA\042721\
Data File : GH3599.D
Signal(s) : Signal #1: ECD1A.CH Signal #2: ECD2B.CH
Acq On : 27 Apr 2021 6:00 pm
Operator : AFelser
Sample : STD 2
Misc : 8151 ICAL
ALS Vial : 4 Sample Multiplier: 1

Integration File signal 1: EVENTS.E
Integration File signal 2: EVENT1.E
Quant Time: Apr 28 09:33:31 2021
Quant Method : I:\ACQUDATA\6890D\METHODS\HERB042721.M
Quant Title : 8151 Herbicides
QLast Update : Wed Apr 28 09:33:13 2021
Response via : Initial Calibration
Integrator: ChemStation 6890 Scale Mode: Large solvent peaks clipped

Volume Inj. : 2uL
Signal #1 Phase : DB-1701 Signal #2 Phase: DB-17
Signal #1 Info : .32 mm Signal #2 Info : .32 mm

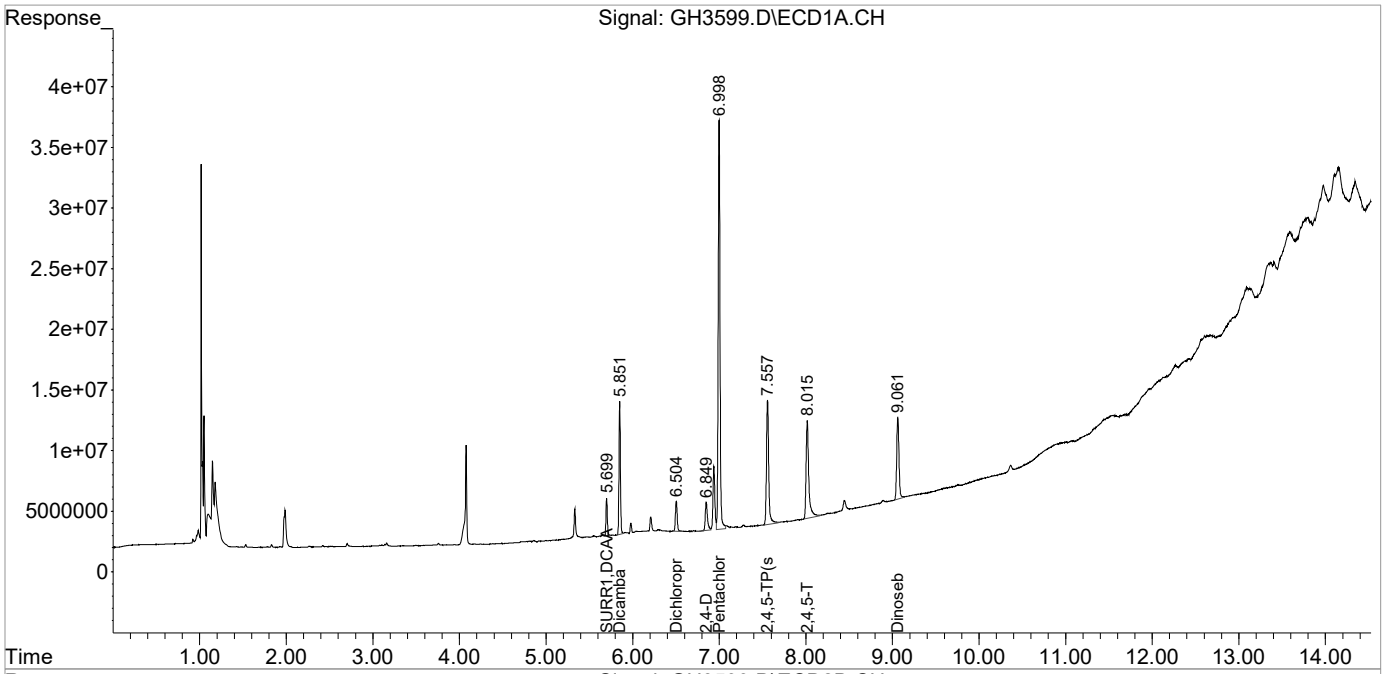

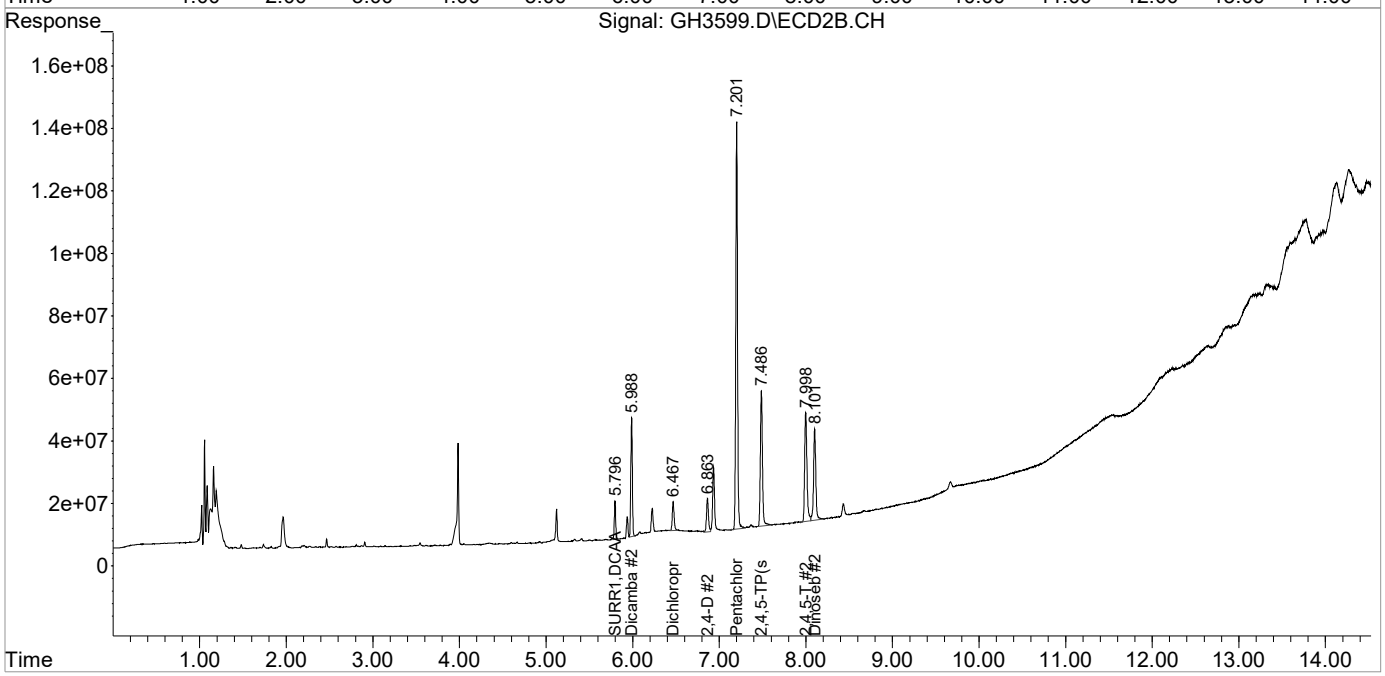

1st AF 04/28/21
2nd BA 04/28/21

Quantitation Report (Qedit)

Data Path : I:\ACQUDATA\6890D\DATA\042721\
Data File : GH3600.D
Signal(s) : Signal #1: ECD1A.CH Signal #2: ECD2B.CH
Acq On : 27 Apr 2021 6:20 pm
Operator : AFelser
Sample : STD 3
Misc : 8151 ICAL
ALS Vial : 5 Sample Multiplier: 1

Integration File signal 1: EVENTS.E
Integration File signal 2: EVENT1.E
Quant Time: Apr 28 09:33:33 2021
Quant Method : I:\ACQUDATA\6890D\METHODS\HERB042721.M
Quant Title : 8151 Herbicides
QLast Update : Wed Apr 28 09:33:13 2021
Response via : Initial Calibration
Integrator: ChemStation 6890 Scale Mode: Large solvent peaks clipped

Volume Inj. : 2uL
Signal #1 Phase : DB-1701 Signal #2 Phase: DB-17
Signal #1 Info : .32 mm Signal #2 Info : .32 mm

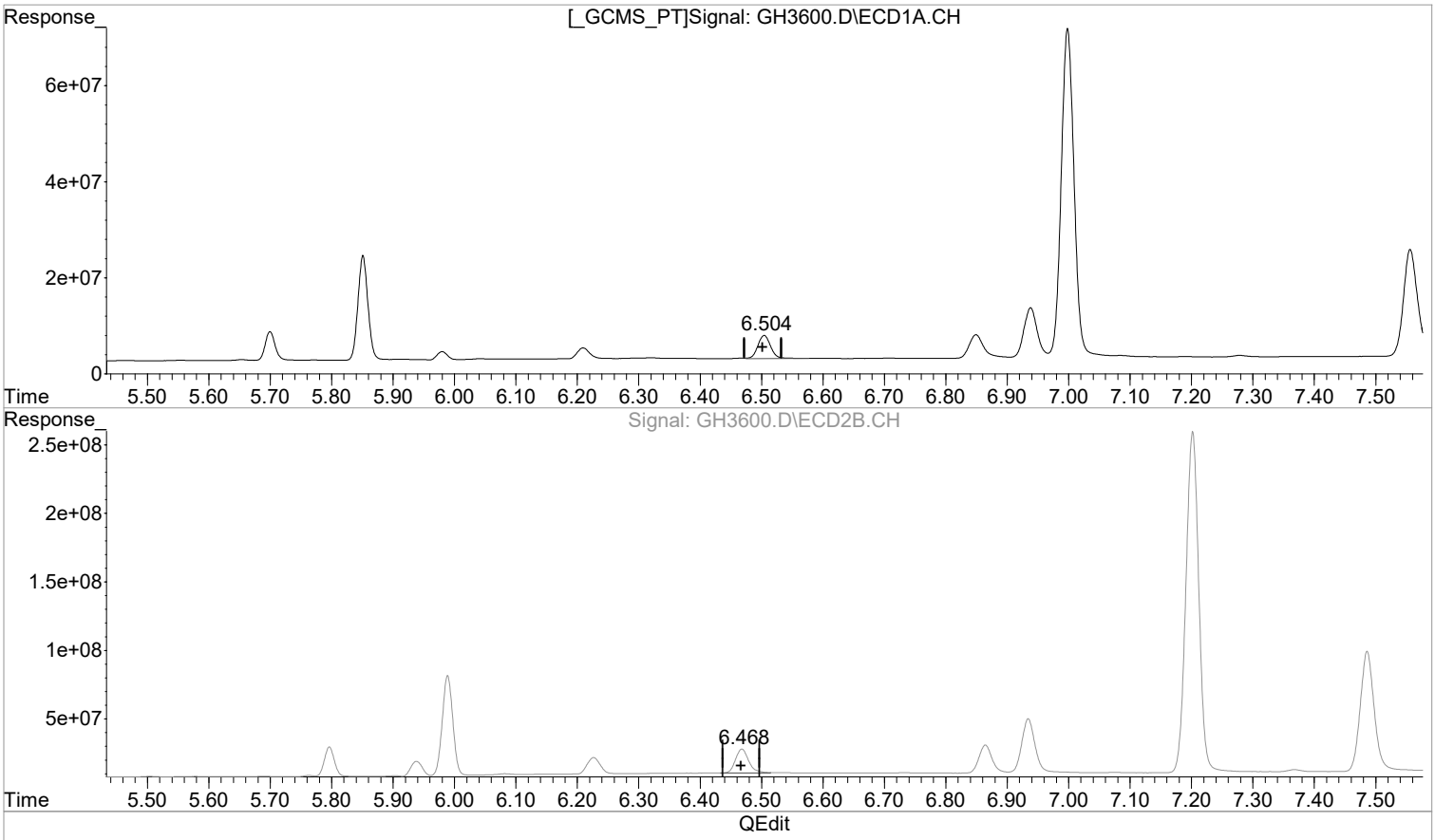

(3) Dichloroprop (T)
6.504min 47.305 ug/L m
response 70430219

(3) Dichloroprop#2 (T)
6.468min 48.120 ug/L m
response 258907382

Manual Integration:
After
Poor integration.
04/28/21

(+) = Expected Retention Time

1st AF 04/28/21
2nd BA 04/28/21

Quantitation Report (Qedit)

Data Path : I:\ACQUDATA\6890D\DATA\042721\
Data File : GH3600.D
Signal(s) : Signal #1: ECD1A.CH Signal #2: ECD2B.CH
Acq On : 27 Apr 2021 6:20 pm
Operator : AFelser
Sample : STD 3
Misc : 8151 ICAL
ALS Vial : 5 Sample Multiplier: 1

Integration File signal 1: EVENTS.E
Integration File signal 2: EVENT1.E
Quant Time: Apr 28 09:33:33 2021
Quant Method : I:\ACQUDATA\6890D\METHODS\HERB042721.M
Quant Title : 8151 Herbicides
QLast Update : Wed Apr 28 09:33:13 2021
Response via : Initial Calibration
Integrator: ChemStation 6890 Scale Mode: Large solvent peaks clipped

Volume Inj. : 2uL
Signal #1 Phase : DB-1701 Signal #2 Phase: DB-17
Signal #1 Info : .32 mm Signal #2 Info : .32 mm

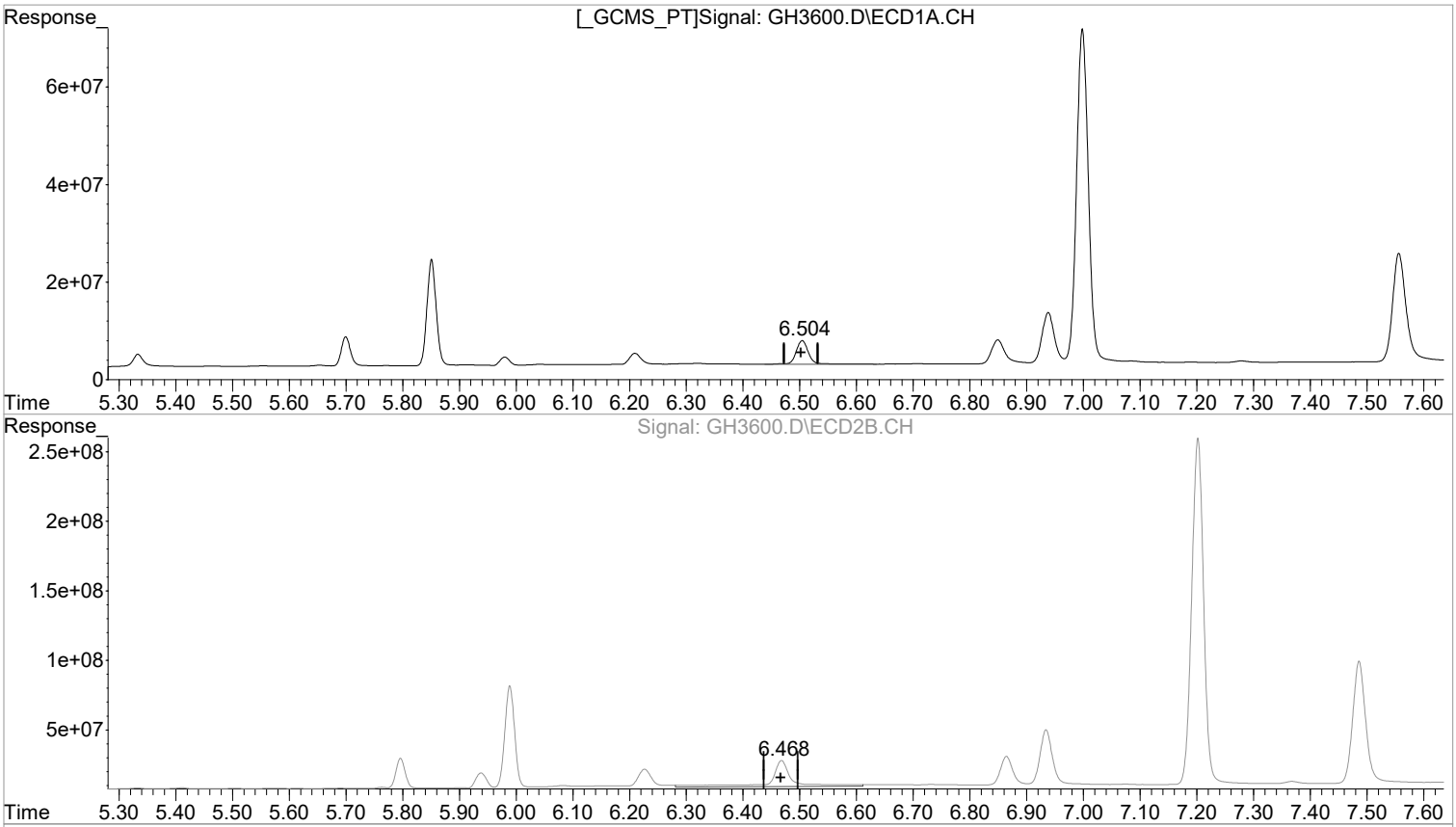

(3) Dichloroprop (T)
6.505min 48.563 ug/L
response 72302744

(3) Dichloroprop#2 (T)
6.468min 94.731 ug/L
response 509695750

Manual Integration:
Before

04/28/21

(+) = Expected Retention Time

1st AF 04/28/21
2nd BA 04/28/21

Quantitation Report (Qedit)

Data Path : I:\ACQUDATA\6890D\DATA\042721\
Data File : GH3600.D
Signal(s) : Signal #1: ECD1A.CH Signal #2: ECD2B.CH
Acq On : 27 Apr 2021 6:20 pm
Operator : AFelser
Sample : STD 3
Misc : 8151 ICAL
ALS Vial : 5 Sample Multiplier: 1

Integration File signal 1: EVENTS.E
Integration File signal 2: EVENT1.E
Quant Time: Apr 28 09:33:33 2021
Quant Method : I:\ACQUDATA\6890D\METHODS\HERB042721.M
Quant Title : 8151 Herbicides
QLast Update : Wed Apr 28 09:33:13 2021
Response via : Initial Calibration
Integrator: ChemStation 6890 Scale Mode: Large solvent peaks clipped

Volume Inj. : 2uL
Signal #1 Phase : DB-1701 Signal #2 Phase: DB-17
Signal #1 Info : .32 mm Signal #2 Info : .32 mm

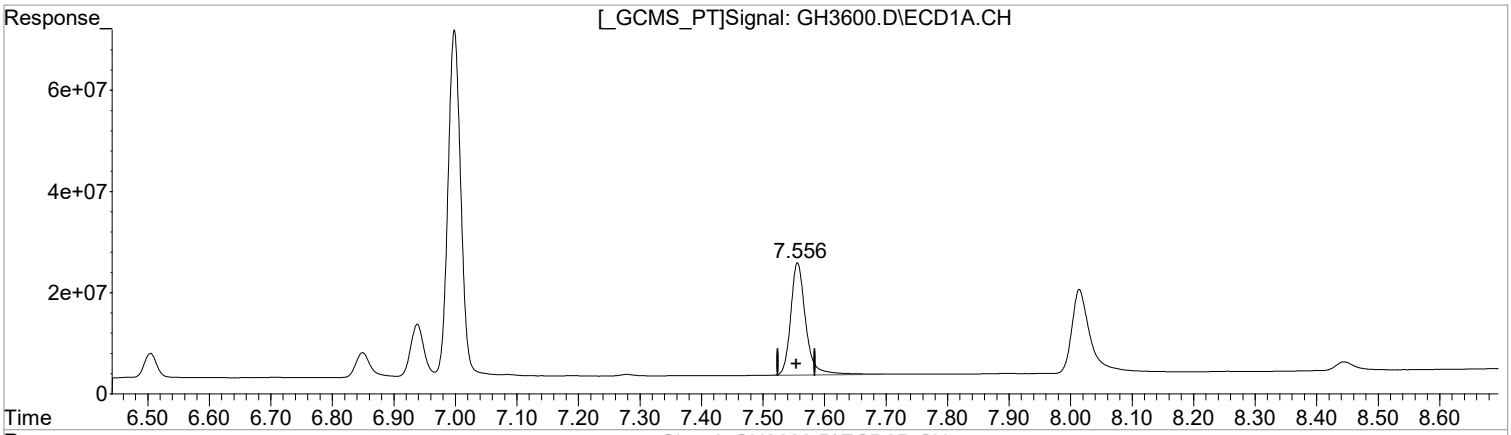

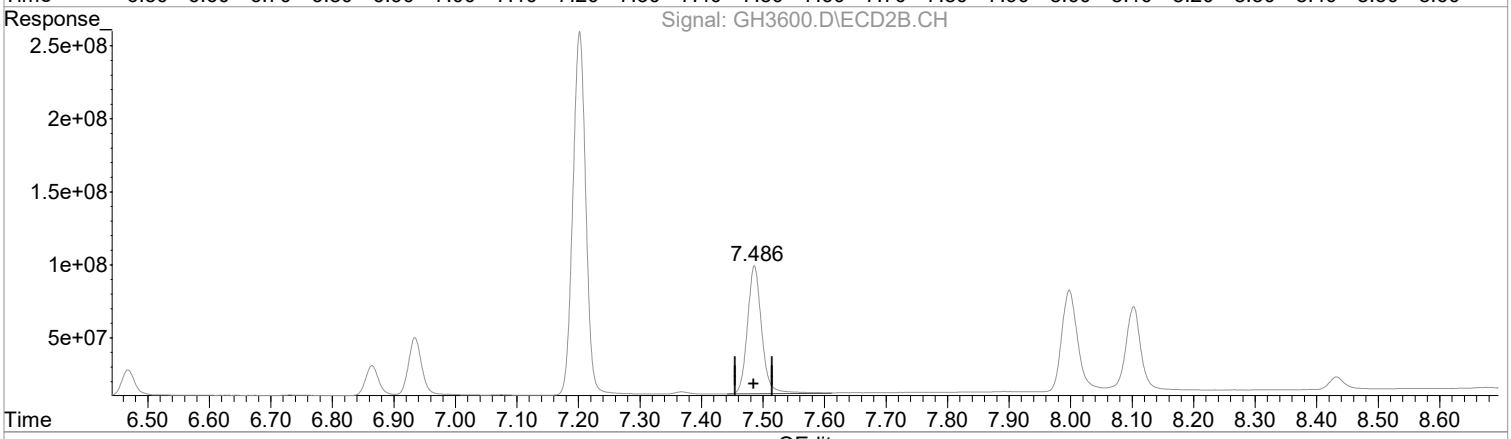

(6) 2,4,5-TP(sil (T)
7.556min 46.356 ug/l m
response 377125429

(6) 2,4,5-TP(sil #2 (T)
7.486min 48.045 ug/l
response 1415497890

Manual Integration:
After
Poor integration.
04/28/21

(+) = Expected Retention Time

1st AF 04/28/21
2nd BA 04/28/21

Quantitation Report (Qedit)

Data Path : I:\ACQUDATA\6890D\DATA\042721\
Data File : GH3600.D
Signal(s) : Signal #1: ECD1A.CH Signal #2: ECD2B.CH
Acq On : 27 Apr 2021 6:20 pm
Operator : AFelser
Sample : STD 3
Misc : 8151 ICAL
ALS Vial : 5 Sample Multiplier: 1

Integration File signal 1: EVENTS.E
Integration File signal 2: EVENT1.E
Quant Time: Apr 28 09:33:33 2021
Quant Method : I:\ACQUDATA\6890D\METHODS\HERB042721.M
Quant Title : 8151 Herbicides
QLast Update : Wed Apr 28 09:33:13 2021
Response via : Initial Calibration
Integrator: ChemStation 6890 Scale Mode: Large solvent peaks clipped

Volume Inj. : 2uL
Signal #1 Phase : DB-1701 Signal #2 Phase: DB-17
Signal #1 Info : .32 mm Signal #2 Info : .32 mm

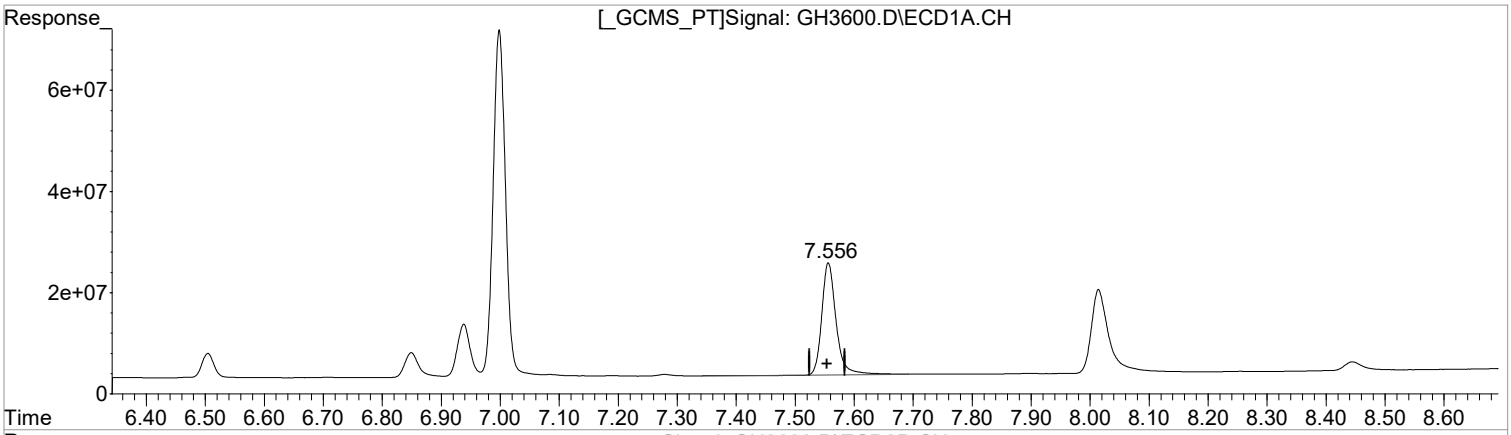

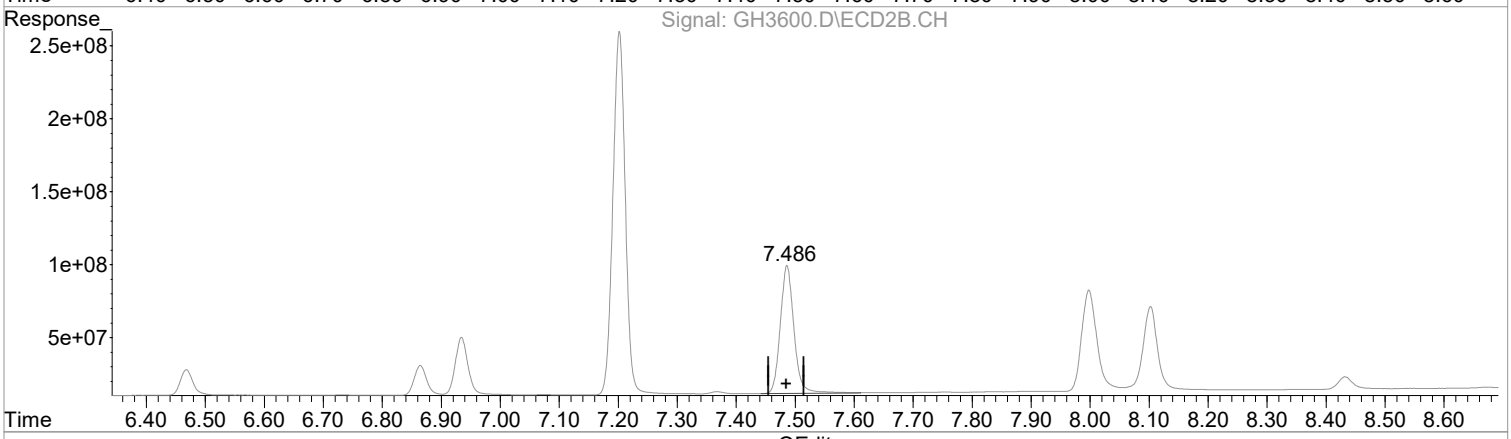

(6) 2,4,5-TP(sil (T)
7.556min 46.111 ug/l
response 375132330

(6) 2,4,5-TP(sil #2 (T)
7.486min 48.045 ug/l
response 1415497890

Manual Integration:
Before

04/28/21

(+) = Expected Retention Time

1st AF 04/28/21
2nd BA 04/28/21

Quantitation Report (Qedit)

Data Path : I:\ACQUDATA\6890D\DATA\042721\
Data File : GH3600.D
Signal(s) : Signal #1: ECD1A.CH Signal #2: ECD2B.CH
Acq On : 27 Apr 2021 6:20 pm
Operator : AFelser
Sample : STD 3
Misc : 8151 ICAL
ALS Vial : 5 Sample Multiplier: 1

Integration File signal 1: EVENTS.E
Integration File signal 2: EVENT1.E
Quant Time: Apr 28 09:33:33 2021
Quant Method : I:\ACQUDATA\6890D\METHODS\HERB042721.M
Quant Title : 8151 Herbicides
QLast Update : Wed Apr 28 09:33:13 2021
Response via : Initial Calibration
Integrator: ChemStation 6890 Scale Mode: Large solvent peaks clipped

Volume Inj. : 2uL
Signal #1 Phase : DB-1701 Signal #2 Phase: DB-17
Signal #1 Info : .32 mm Signal #2 Info : .32 mm

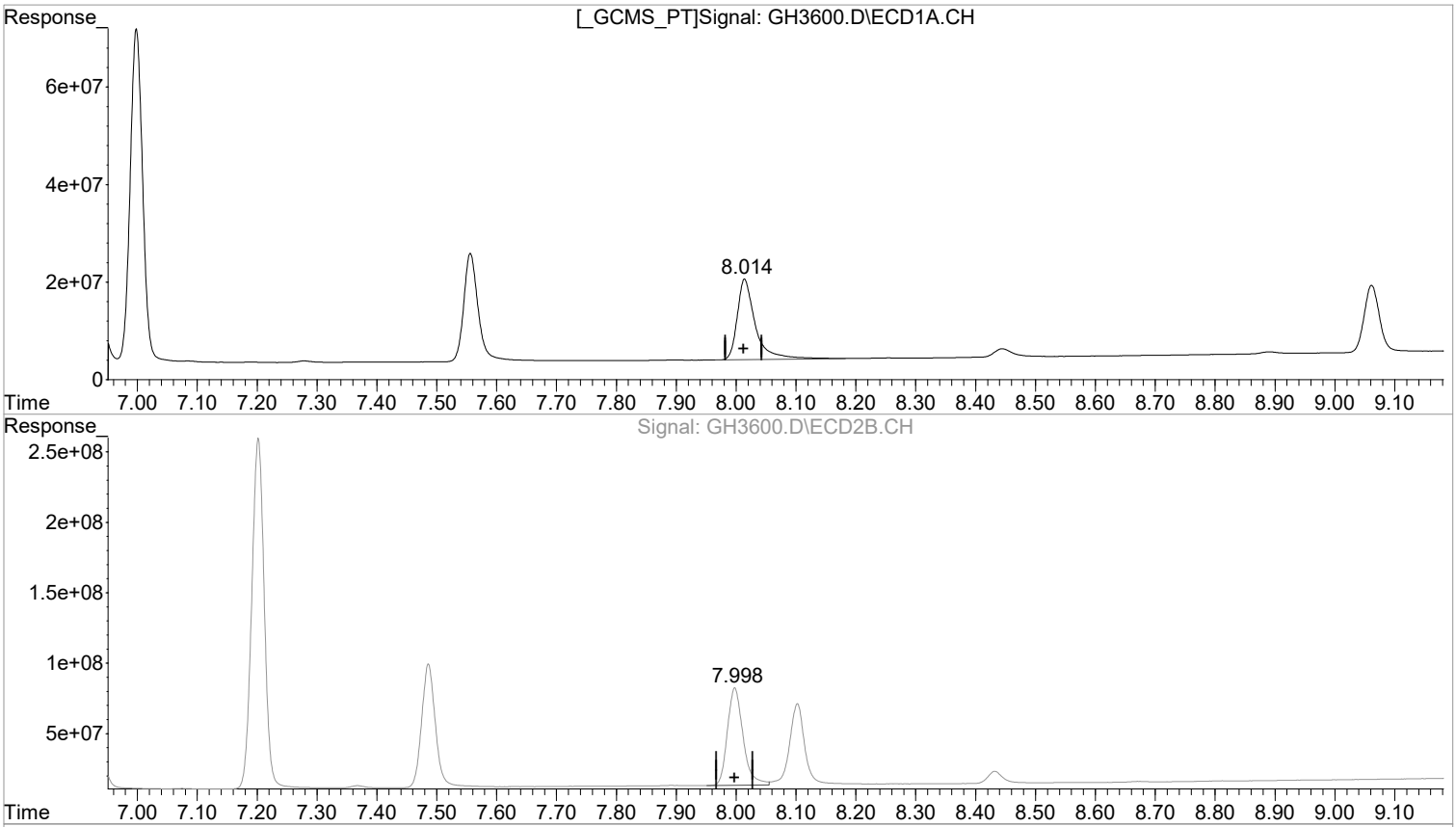

QEdit

(7) 2,4,5-T (T)
8.014min 45.621 ug/l m
response 348506785

(7) 2,4,5-T #2 (T)
7.998min 47.099 ug/l
response 1263279685

Manual Integration:
After
Poor integration.
04/28/21

(+) = Expected Retention Time

1st AF 04/28/21
2nd BA 04/28/21

Quantitation Report (Qedit)

Data Path : I:\ACQUDATA\6890D\DATA\042721\
Data File : GH3600.D
Signal(s) : Signal #1: ECD1A.CH Signal #2: ECD2B.CH
Acq On : 27 Apr 2021 6:20 pm
Operator : AFelser
Sample : STD 3
Misc : 8151 ICAL
ALS Vial : 5 Sample Multiplier: 1

Integration File signal 1: EVENTS.E
Integration File signal 2: EVENT1.E
Quant Time: Apr 28 09:33:33 2021
Quant Method : I:\ACQUDATA\6890D\METHODS\HERB042721.M
Quant Title : 8151 Herbicides
QLast Update : Wed Apr 28 09:33:13 2021
Response via : Initial Calibration
Integrator: ChemStation 6890 Scale Mode: Large solvent peaks clipped

Volume Inj. : 2uL
Signal #1 Phase : DB-1701 Signal #2 Phase: DB-17
Signal #1 Info : .32 mm Signal #2 Info : .32 mm

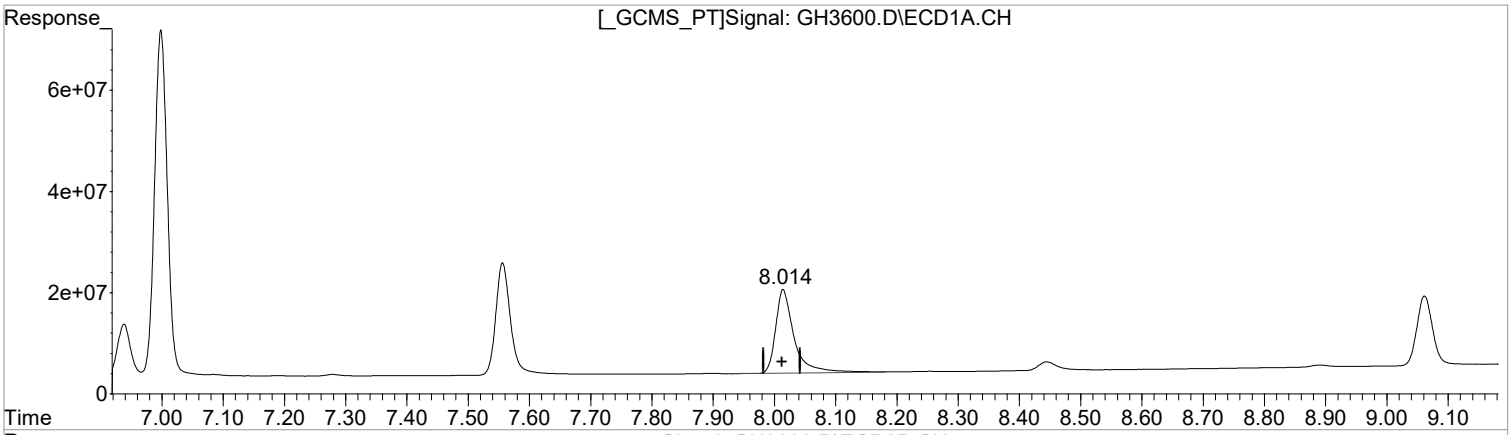

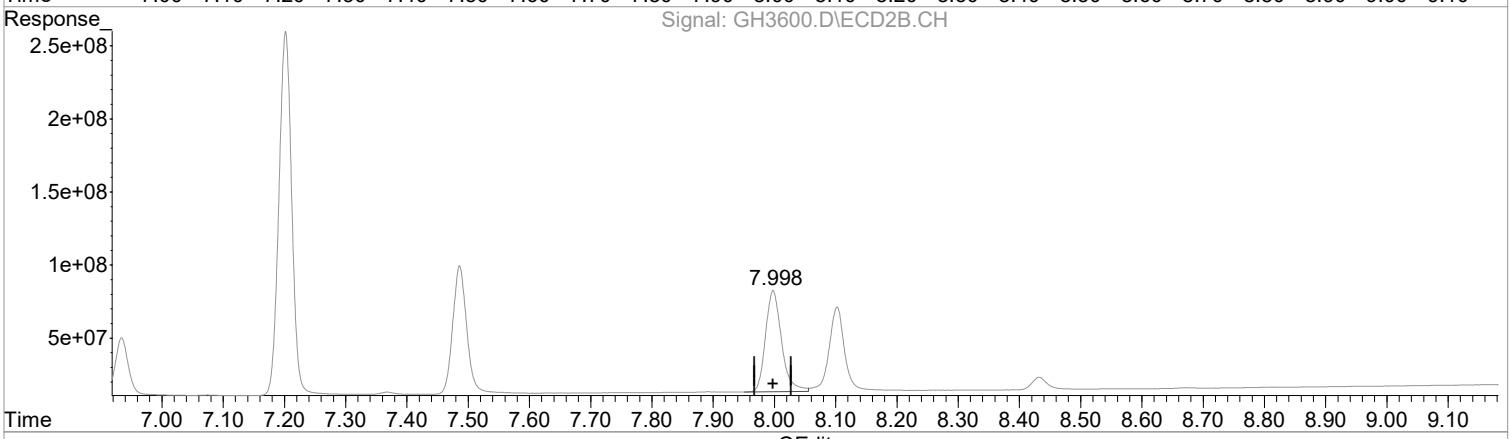

(7) 2,4,5-T (T)
8.014min 45.389 ug/l
response 346736625

(7) 2,4,5-T #2 (T)
7.998min 47.099 ug/l
response 1263279685

Manual Integration:
Before

04/28/21

(+) = Expected Retention Time

1st AF 04/28/21
2nd BA 04/28/21

Quantitation Report (QT Reviewed)

Data Path : I:\ACQUDATA\6890D\DATA\042721\
Data File : GH3600.D
Signal(s) : Signal #1: ECD1A.CH Signal #2: ECD2B.CH
Acq On : 27 Apr 2021 6:20 pm
Operator : AFelser
Sample : STD 3
Misc : 8151 ICAL
ALS Vial : 5 Sample Multiplier: 1

Integration File signal 1: EVENTS.E
Integration File signal 2: EVENT1.E
Quant Time: Apr 28 09:33:33 2021
Quant Method : I:\ACQUDATA\6890D\METHODS\HERB042721.M
Quant Title : 8151 Herbicides
QLast Update : Wed Apr 28 09:33:13 2021
Response via : Initial Calibration
Integrator: ChemStation 6890 Scale Mode: Large solvent peaks clipped

Volume Inj. : 2uL
Signal #1 Phase : DB-1701 Signal #2 Phase: DB-17
Signal #1 Info : .32 mm Signal #2 Info : .32 mm

	Compound	RT#1	RT#2	Resp#1	Resp#2	ug/l	ug/l
	System Monitoring Compounds						
1) S	SURR1,DCAA	5.700	5.796	69816968	248.4E6	51.404	53.809
	Spiked Amount 100.000			Recovery	=	51.40%	53.81%
	Target Compounds						
2) T	Dicamba	5.851	5.989	249.3E6	887.6E6	46.720	49.175
3) T	Dichloroprop	6.504	6.468	70430219	258.9E6	47.305m	48.120m
4) T	2,4-D	6.849	6.865	82731061	321.2E6	46.315	49.034
5) T	Pentachlo...	6.998	7.202	1006.2E6	3652.8E6	46.932	47.598
6) T	2,4,5-TP(sil	7.556	7.486	377.1E6	1415.5E6	46.356m	48.045
7) T	2,4,5-T	8.014	7.998	348.5E6	1263.3E6	45.621m	47.099
8) T	Dinoseb	9.062	8.102	254.8E6	1036.2E6	47.478	47.540

(f)=RT Delta > 1/2 Window (#)=Amounts differ by > 25% (m)=manual int.

Quantitation Report (QT Reviewed)

Data Path : I:\ACQUDATA\6890D\DATA\042721\
Data File : GH3600.D
Signal(s) : Signal #1: ECD1A.CH Signal #2: ECD2B.CH
Acq On : 27 Apr 2021 6:20 pm
Operator : AFelser
Sample : STD 3
Misc : 8151 ICAL
ALS Vial : 5 Sample Multiplier: 1

Integration File signal 1: EVENTS.E
Integration File signal 2: EVENT1.E
Quant Time: Apr 28 09:33:33 2021
Quant Method : I:\ACQUDATA\6890D\METHODS\HERB042721.M
Quant Title : 8151 Herbicides
QLast Update : Wed Apr 28 09:33:13 2021
Response via : Initial Calibration
Integrator: ChemStation 6890 Scale Mode: Large solvent peaks clipped

Volume Inj. : 2uL
Signal #1 Phase : DB-1701 Signal #2 Phase: DB-17
Signal #1 Info : .32 mm Signal #2 Info : .32 mm

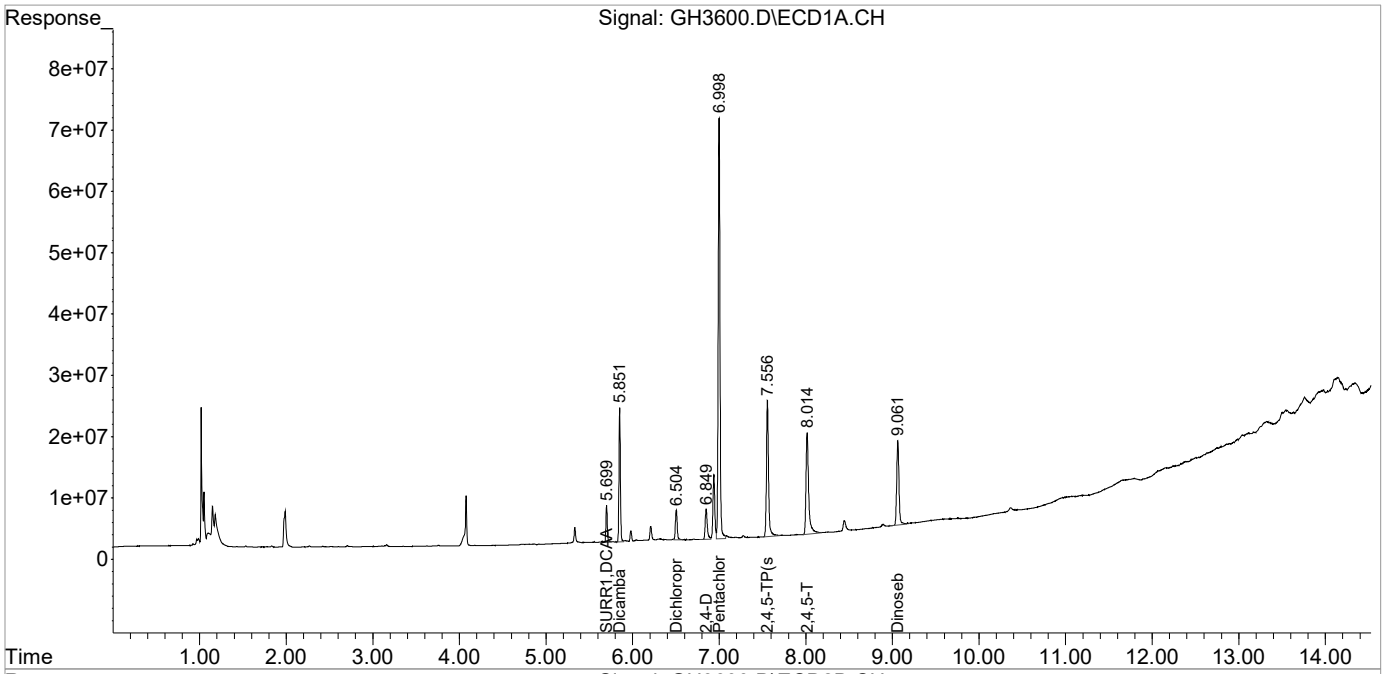

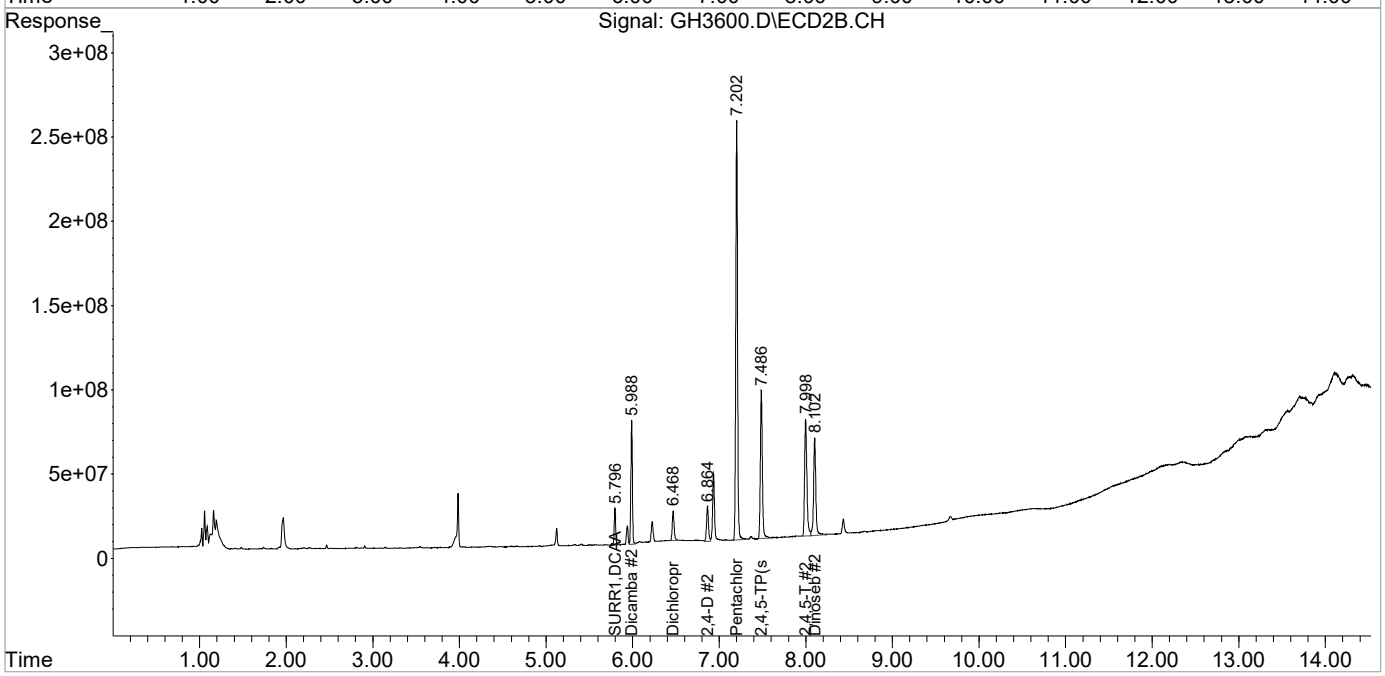

1st AF 04/28/21
2nd BA 04/28/21

Quantitation Report (Qedit)

Data Path : I:\ACQUDATA\6890D\DATA\042721\
Data File : GH3601.D
Signal(s) : Signal #1: ECD1A.CH Signal #2: ECD2B.CH
Acq On : 27 Apr 2021 6:40 pm
Operator : AFelser
Sample : STD 4
Misc : 8151 ICAL
ALS Vial : 6 Sample Multiplier: 1

Integration File signal 1: EVENTS.E
Integration File signal 2: EVENT1.E
Quant Time: Apr 28 09:31:38 2021
Quant Method : I:\ACQUDATA\6890D\METHODS\HERB042721.M
Quant Title : 8151 Herbicides
QLast Update : Tue Apr 27 13:28:40 2021
Response via : Initial Calibration
Integrator: ChemStation 6890 Scale Mode: Large solvent peaks clipped

Volume Inj. : 2uL
Signal #1 Phase : DB-1701 Signal #2 Phase: DB-17
Signal #1 Info : .32 mm Signal #2 Info : .32 mm

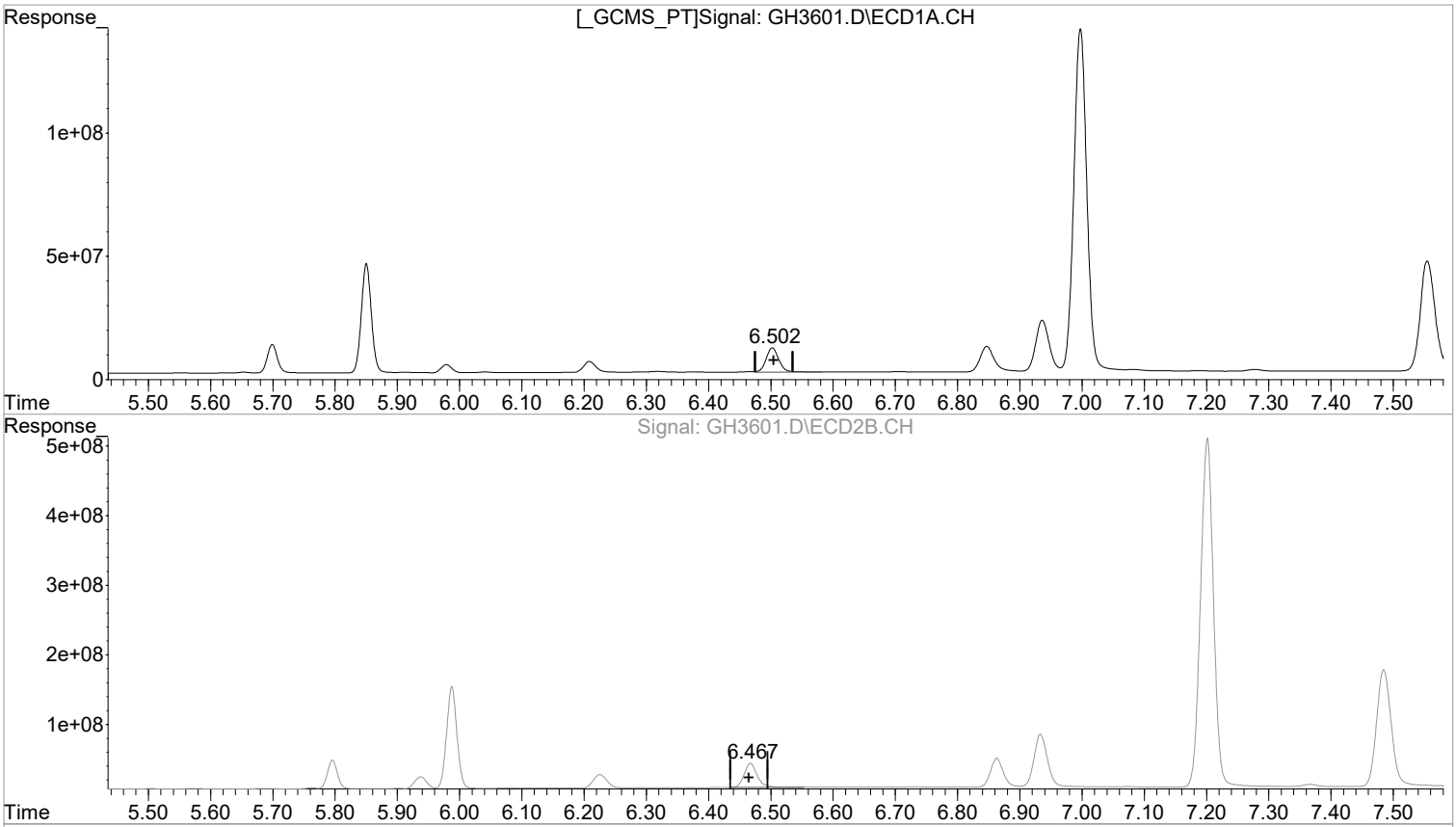

(3) Dichloroprop (T)
6.502min 89.975 ug/L m
response 140547677

(3) Dichloroprop#2 (T)
6.467min 78.699 ug/L m
response 507916441

Manual Integration:
After
Poor integration.
04/28/21

(+) = Expected Retention Time

1st AF 04/28/21
2nd BA 04/28/21

Quantitation Report (Qedit)

Data Path : I:\ACQUDATA\6890D\DATA\042721\
Data File : GH3601.D
Signal(s) : Signal #1: ECD1A.CH Signal #2: ECD2B.CH
Acq On : 27 Apr 2021 6:40 pm
Operator : AFelser
Sample : STD 4
Misc : 8151 ICAL
ALS Vial : 6 Sample Multiplier: 1

Integration File signal 1: EVENTS.E
Integration File signal 2: EVENT1.E
Quant Time: Apr 28 09:31:38 2021
Quant Method : I:\ACQUDATA\6890D\METHODS\HERB042721.M
Quant Title : 8151 Herbicides
QLast Update : Tue Apr 27 13:28:40 2021
Response via : Initial Calibration
Integrator: ChemStation 6890 Scale Mode: Large solvent peaks clipped

Volume Inj. : 2uL
Signal #1 Phase : DB-1701 Signal #2 Phase: DB-17
Signal #1 Info : .32 mm Signal #2 Info : .32 mm

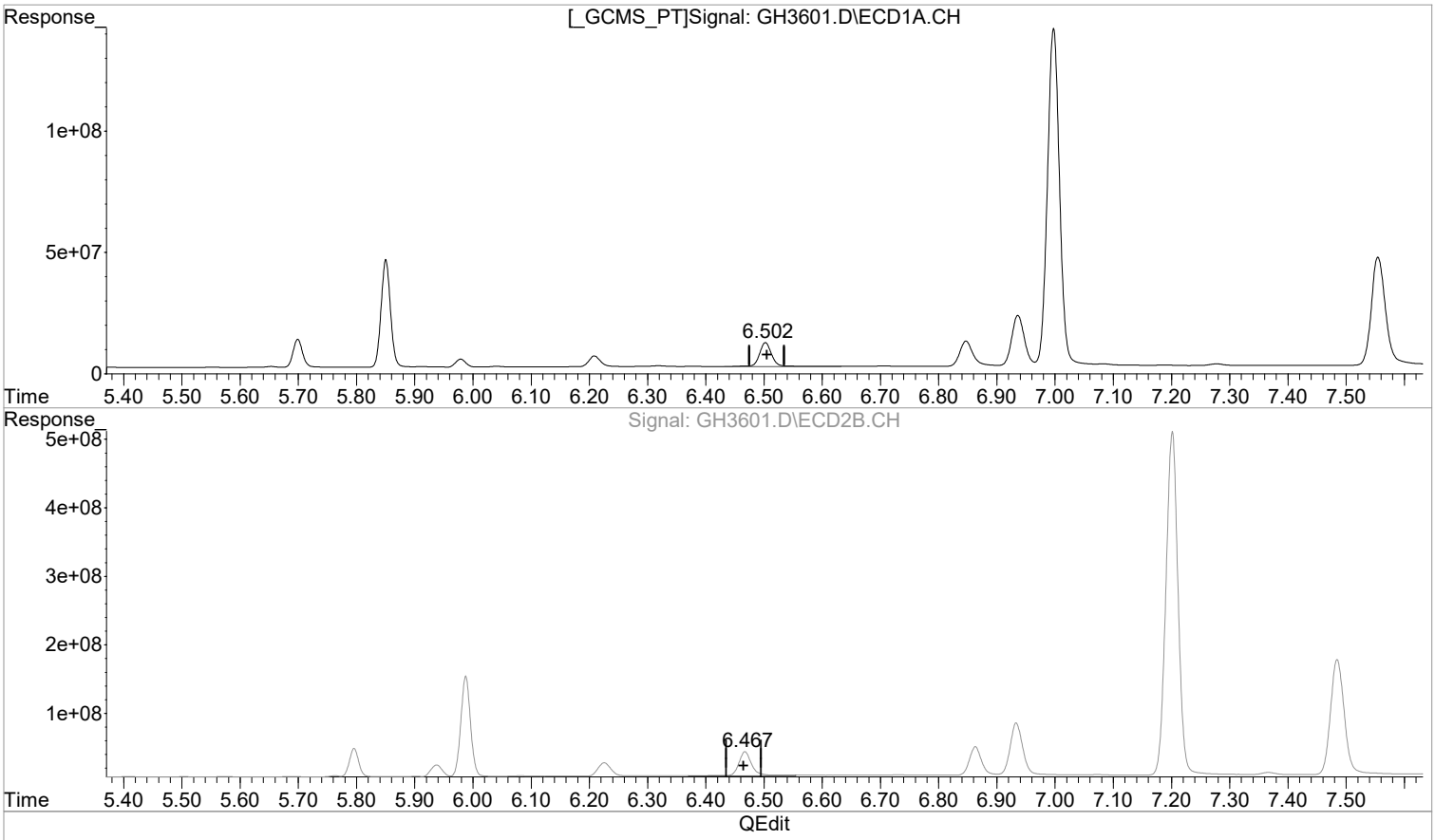

(3) Dichloroprop (T)
6.503min 97.152 ug/L
response 151759569

(3) Dichloroprop#2 (T)
6.467min 91.498 ug/L
response 590521554

Manual Integration:
Before

04/28/21

(+) = Expected Retention Time

1st AF 04/28/21
2nd BA 04/28/21

Quantitation Report (Qedit)

Data Path : I:\ACQUDATA\6890D\DATA\042721\
Data File : GH3601.D
Signal(s) : Signal #1: ECD1A.CH Signal #2: ECD2B.CH
Acq On : 27 Apr 2021 6:40 pm
Operator : AFelser
Sample : STD 4
Misc : 8151 ICAL
ALS Vial : 6 Sample Multiplier: 1

Integration File signal 1: EVENTS.E
Integration File signal 2: EVENT1.E
Quant Time: Apr 28 09:31:38 2021
Quant Method : I:\ACQUDATA\6890D\METHODS\HERB042721.M
Quant Title : 8151 Herbicides
QLast Update : Tue Apr 27 13:28:40 2021
Response via : Initial Calibration
Integrator: ChemStation 6890 Scale Mode: Large solvent peaks clipped

Volume Inj. : 2uL
Signal #1 Phase : DB-1701 Signal #2 Phase: DB-17
Signal #1 Info : .32 mm Signal #2 Info : .32 mm

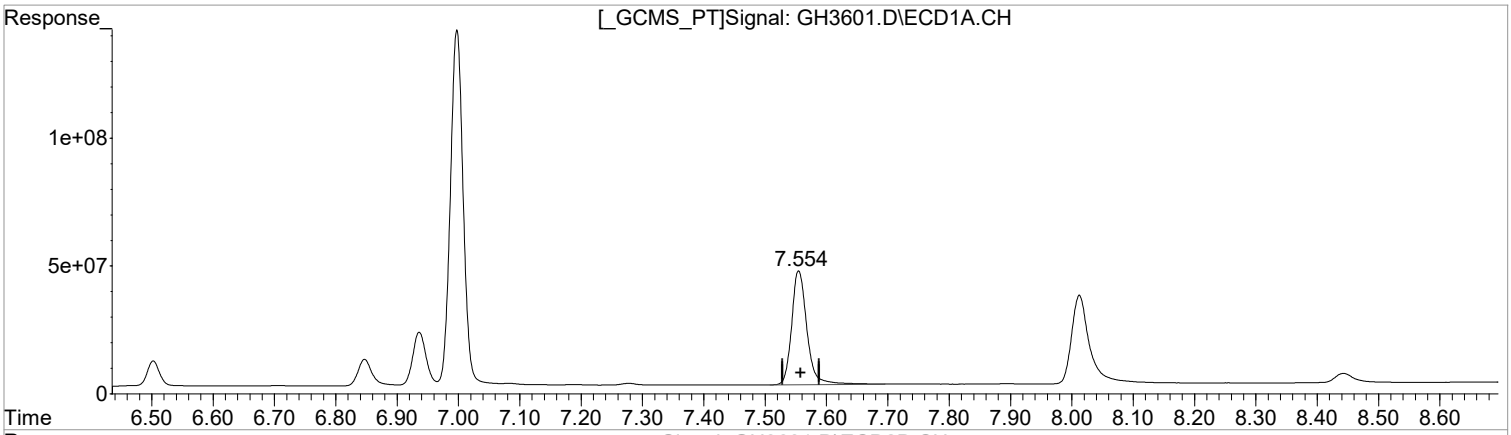

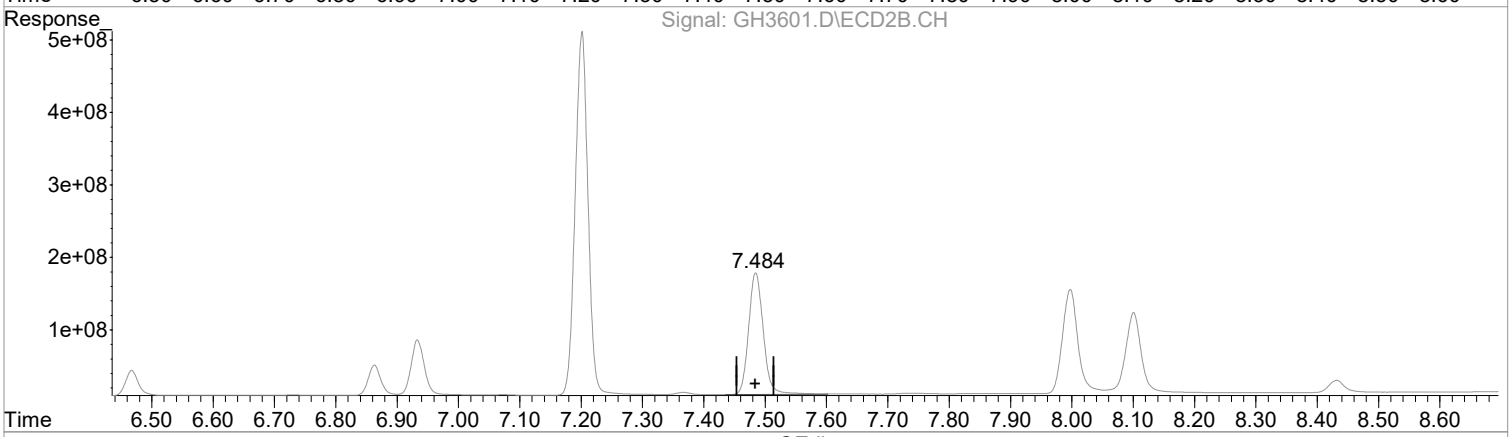

(6) 2,4,5-TP(sil (T)
7.554min 92.555 ug/l m
response 773678758

(6) 2,4,5-TP(sil #2 (T)
7.485min 80.220 ug/l
response 2801800996

Manual Integration:
After
Poor integration.
04/28/21

(+) = Expected Retention Time

1st AF 04/28/21
2nd BA 04/28/21

Quantitation Report (Qedit)

Data Path : I:\ACQUDATA\6890D\DATA\042721\
Data File : GH3601.D
Signal(s) : Signal #1: ECD1A.CH Signal #2: ECD2B.CH
Acq On : 27 Apr 2021 6:40 pm
Operator : AFelser
Sample : STD 4
Misc : 8151 ICAL
ALS Vial : 6 Sample Multiplier: 1

Integration File signal 1: EVENTS.E
Integration File signal 2: EVENT1.E
Quant Time: Apr 28 09:31:38 2021
Quant Method : I:\ACQUDATA\6890D\METHODS\HERB042721.M
Quant Title : 8151 Herbicides
QLast Update : Tue Apr 27 13:28:40 2021
Response via : Initial Calibration
Integrator: ChemStation 6890 Scale Mode: Large solvent peaks clipped

Volume Inj. : 2uL
Signal #1 Phase : DB-1701 Signal #2 Phase: DB-17
Signal #1 Info : .32 mm Signal #2 Info : .32 mm

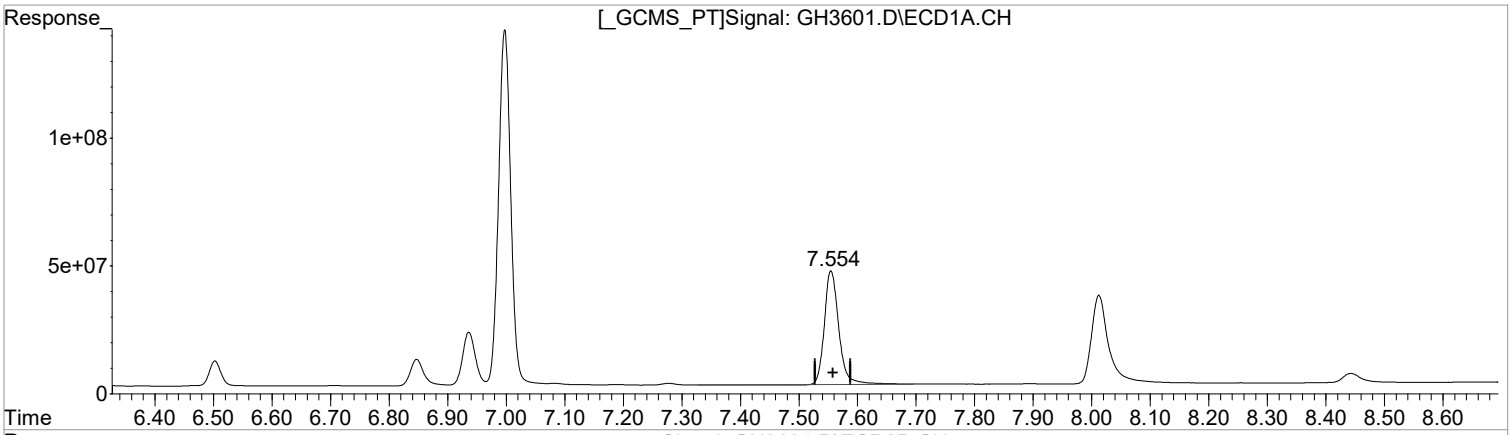

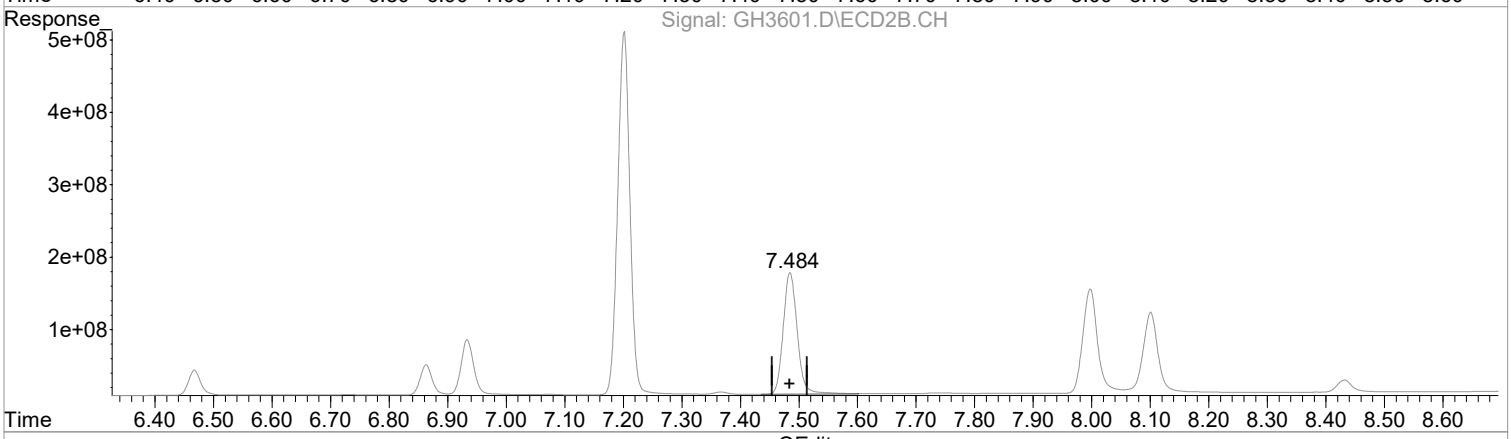

QEdit

(6) 2,4,5-TP(sil (T)
7.555min 91.853 ug/l
response 767808936

(6) 2,4,5-TP(sil #2 (T)
7.485min 80.220 ug/l
response 2801800996

Manual Integration:
Before

04/28/21

(+) = Expected Retention Time

1st AF 04/28/21
2nd BA 04/28/21

Quantitation Report (Qedit)

Data Path : I:\ACQUDATA\6890D\DATA\042721\
Data File : GH3601.D
Signal(s) : Signal #1: ECD1A.CH Signal #2: ECD2B.CH
Acq On : 27 Apr 2021 6:40 pm
Operator : AFelser
Sample : STD 4
Misc : 8151 ICAL
ALS Vial : 6 Sample Multiplier: 1

Integration File signal 1: EVENTS.E
Integration File signal 2: EVENT1.E
Quant Time: Apr 28 09:31:38 2021
Quant Method : I:\ACQUDATA\6890D\METHODS\HERB042721.M
Quant Title : 8151 Herbicides
QLast Update : Tue Apr 27 13:28:40 2021
Response via : Initial Calibration
Integrator: ChemStation 6890 Scale Mode: Large solvent peaks clipped

Volume Inj. : 2uL
Signal #1 Phase : DB-1701 Signal #2 Phase: DB-17
Signal #1 Info : .32 mm Signal #2 Info : .32 mm

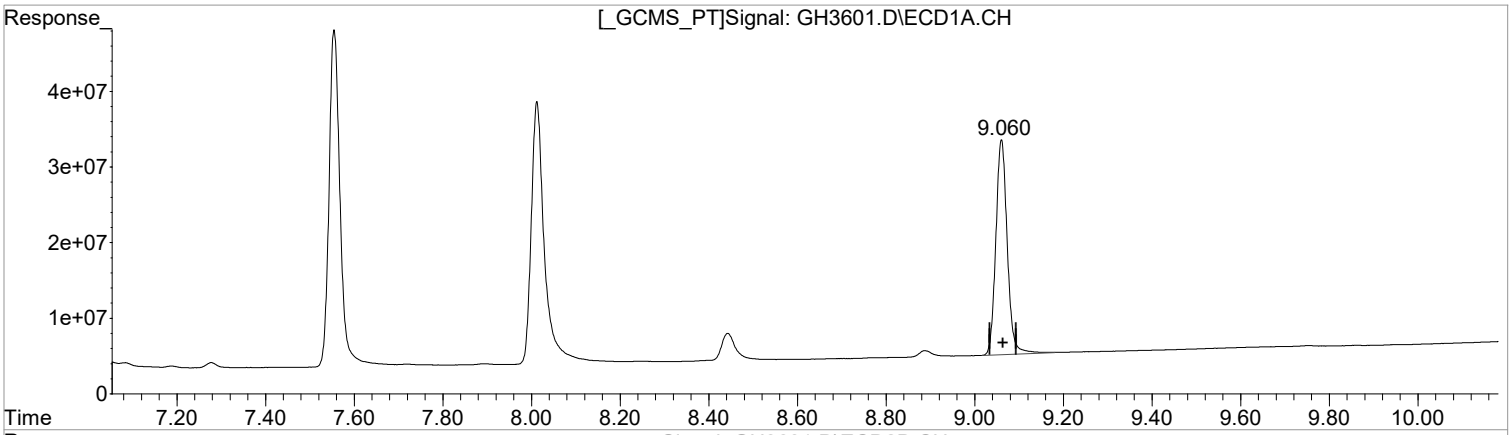

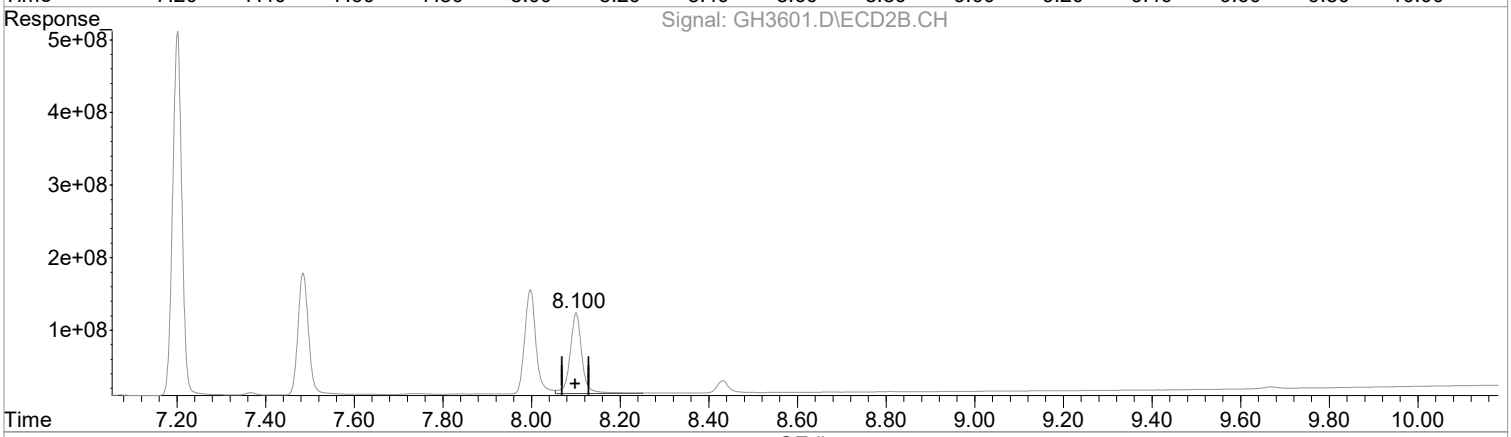

QEdit

(8) Dinoseb (T)
9.060min 87.789 ug/l m
response 507191374

(8) Dinoseb #2 (T)
8.101min 76.411 ug/l
response 2059718375

Manual Integration:
After
Poor integration.
04/28/21

(+) = Expected Retention Time

1st AF 04/28/21
2nd BA 04/28/21

Quantitation Report (Qedit)

Data Path : I:\ACQUDATA\6890D\DATA\042721\
Data File : GH3601.D
Signal(s) : Signal #1: ECD1A.CH Signal #2: ECD2B.CH
Acq On : 27 Apr 2021 6:40 pm
Operator : AFelser
Sample : STD 4
Misc : 8151 ICAL
ALS Vial : 6 Sample Multiplier: 1

Integration File signal 1: EVENTS.E
Integration File signal 2: EVENT1.E
Quant Time: Apr 28 09:31:38 2021
Quant Method : I:\ACQUDATA\6890D\METHODS\HERB042721.M
Quant Title : 8151 Herbicides
QLast Update : Tue Apr 27 13:28:40 2021
Response via : Initial Calibration
Integrator: ChemStation 6890 Scale Mode: Large solvent peaks clipped

Volume Inj. : 2uL
Signal #1 Phase : DB-1701 Signal #2 Phase: DB-17
Signal #1 Info : .32 mm Signal #2 Info : .32 mm

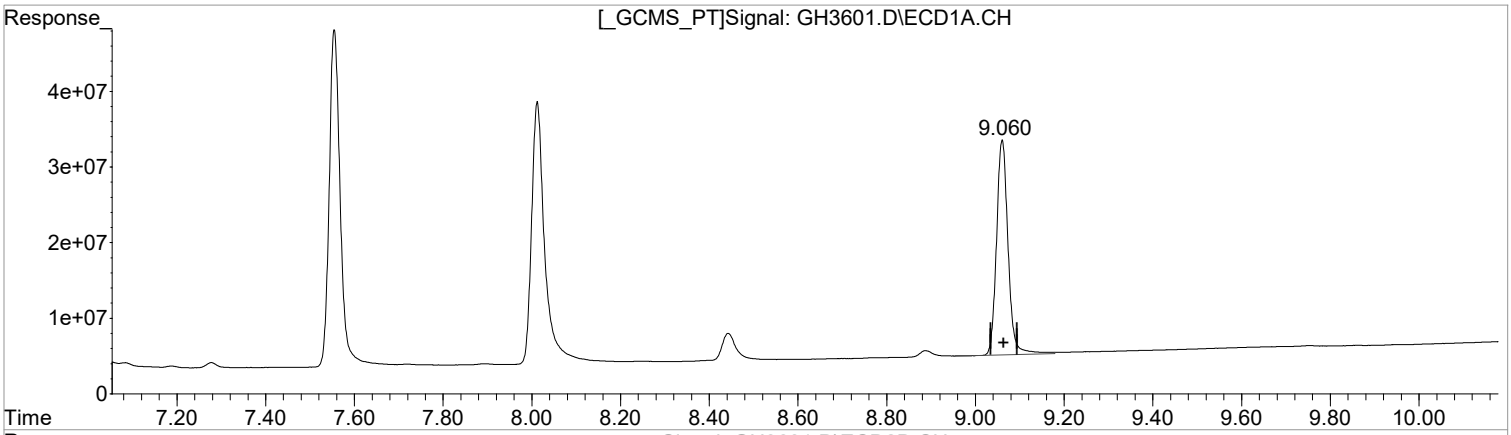

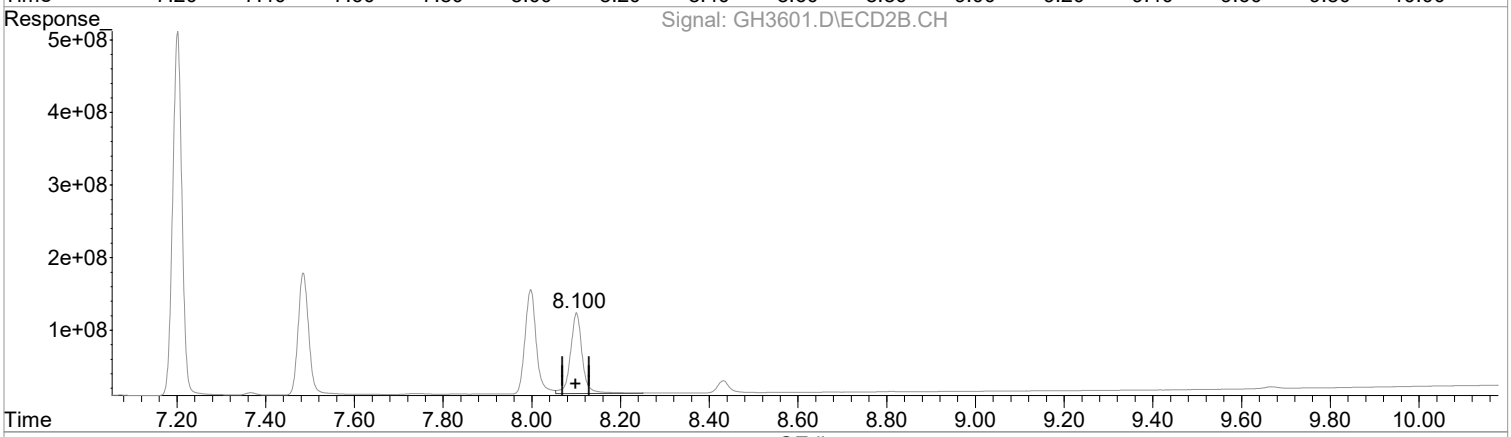

QEdit

(8) Dinoseb (T)
9.060min 88.594 ug/l
response 511844880

(8) Dinoseb #2 (T)
8.101min 76.411 ug/l
response 2059718375

Manual Integration:
Before

04/28/21

(+) = Expected Retention Time

1st AF 04/28/21
2nd BA 04/28/21

Quantitation Report (QT Reviewed)

Data Path : I:\ACQUDATA\6890D\DATA\042721\
Data File : GH3601.D
Signal(s) : Signal #1: ECD1A.CH Signal #2: ECD2B.CH
Acq On : 27 Apr 2021 6:40 pm
Operator : AFelser
Sample : STD 4
Misc : 8151 ICAL
ALS Vial : 6 Sample Multiplier: 1

Integration File signal 1: EVENTS.E
Integration File signal 2: EVENT1.E
Quant Time: Apr 28 09:31:38 2021
Quant Method : I:\ACQUDATA\6890D\METHODS\HERB042721.M
Quant Title : 8151 Herbicides
QLast Update : Tue Apr 27 13:28:40 2021
Response via : Initial Calibration
Integrator: ChemStation 6890 Scale Mode: Large solvent peaks clipped

Volume Inj. : 2uL
Signal #1 Phase : DB-1701 Signal #2 Phase: DB-17
Signal #1 Info : .32 mm Signal #2 Info : .32 mm

	Compound	RT#1	RT#2	Resp#1	Resp#2	ug/l	ug/l
	System Monitoring Compounds						
1) S	SURR1,DCAA	5.699	5.796	135.8E6	461.6E6	97.449	85.448
	Spiked Amount 100.000			Recovery	=	97.45%	85.45%
	Target Compounds						
2) T	Dicamba	5.850	5.988	501.5E6	1696.7E6	92.392	82.594
3) T	Dichloroprop	6.502	6.467	140.5E6	507.9E6	89.975m	78.699m
4) T	2,4-D	6.847	6.863	167.9E6	615.7E6	96.381	83.501
5) T	Pentachlo...	6.998	7.201	2036.7E6	7290.5E6	91.559	80.754
6) T	2,4,5-TP(sil	7.554	7.485	773.7E6	2801.8E6	92.555m	80.220
7) T	2,4,5-T	8.012	7.998	724.2E6	2542.7E6	90.441	80.965
8) T	Dinoseb	9.060	8.101	507.2E6	2059.7E6	87.789m	76.411

(f)=RT Delta > 1/2 Window (#)=Amounts differ by > 25% (m)=manual int.

Quantitation Report (QT Reviewed)

Data Path : I:\ACQUDATA\6890D\DATA\042721\
Data File : GH3601.D
Signal(s) : Signal #1: ECD1A.CH Signal #2: ECD2B.CH
Acq On : 27 Apr 2021 6:40 pm
Operator : AFelser
Sample : STD 4
Misc : 8151 ICAL
ALS Vial : 6 Sample Multiplier: 1

Integration File signal 1: EVENTS.E
Integration File signal 2: EVENT1.E
Quant Time: Apr 28 09:31:38 2021
Quant Method : I:\ACQUDATA\6890D\METHODS\HERB042721.M
Quant Title : 8151 Herbicides
QLast Update : Tue Apr 27 13:28:40 2021
Response via : Initial Calibration
Integrator: ChemStation 6890 Scale Mode: Large solvent peaks clipped

Volume Inj. : 2uL
Signal #1 Phase : DB-1701 Signal #2 Phase: DB-17
Signal #1 Info : .32 mm Signal #2 Info : .32 mm

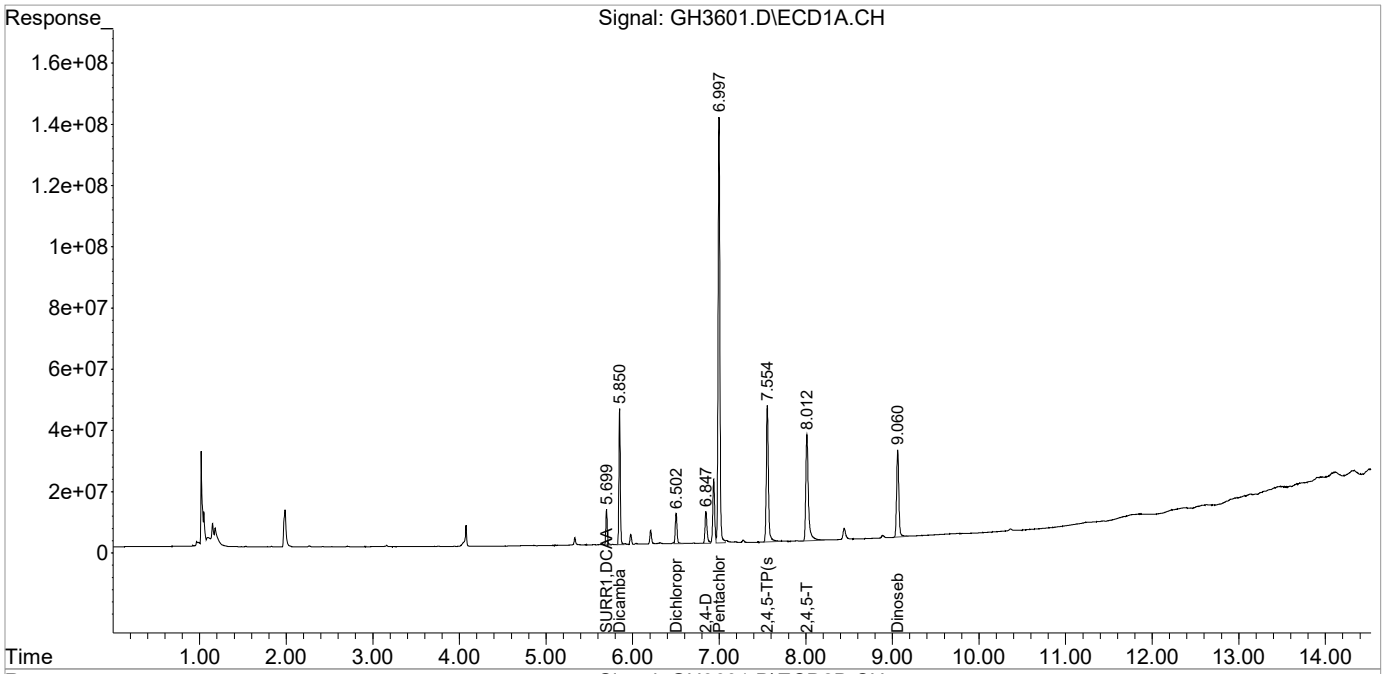

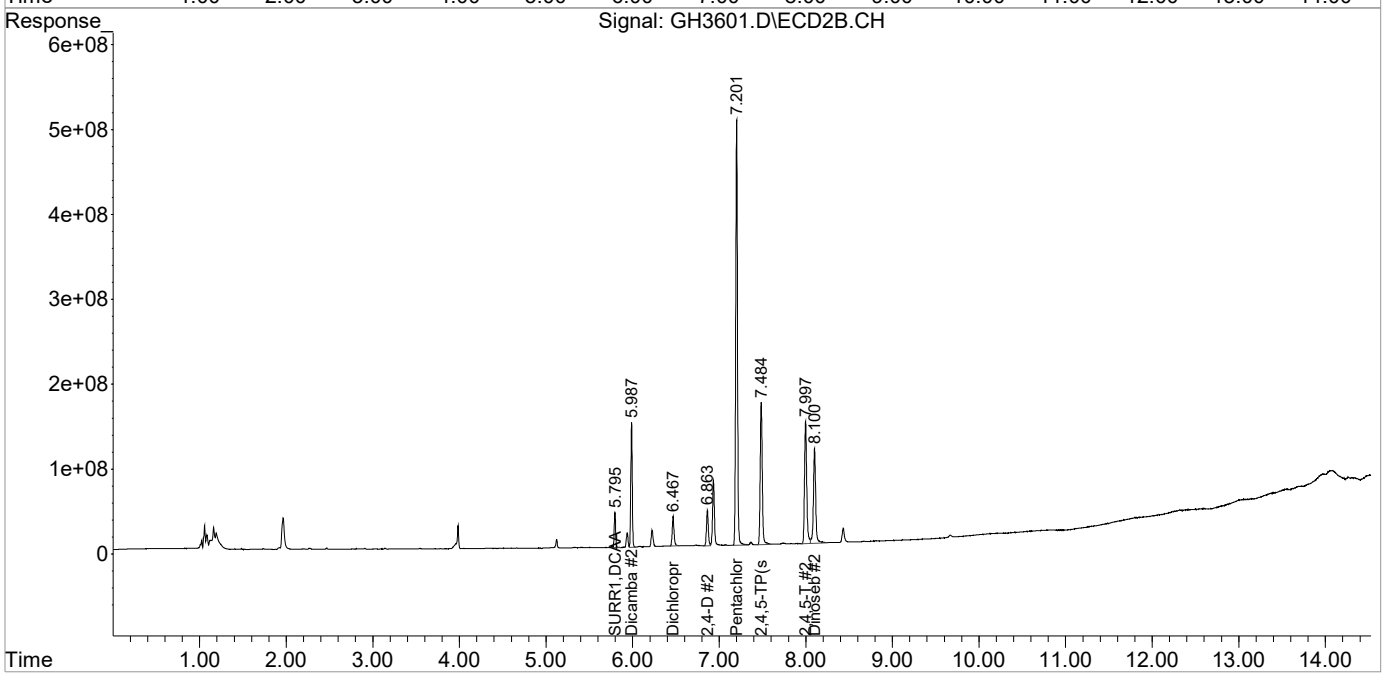

1st AF 04/28/21
2nd BA 04/28/21

Quantitation Report (Qedit)

Data Path : I:\ACQUDATA\6890D\DATA\042721\
Data File : GH3602.D
Signal(s) : Signal #1: ECD1A.CH Signal #2: ECD2B.CH
Acq On : 27 Apr 2021 7:00 pm
Operator : AFelser
Sample : STD 5
Misc : 8151 ICAL
ALS Vial : 7 Sample Multiplier: 1

Integration File signal 1: EVENTS.E
Integration File signal 2: EVENT1.E
Quant Time: Apr 28 09:33:35 2021
Quant Method : I:\ACQUDATA\6890D\METHODS\HERB042721.M
Quant Title : 8151 Herbicides
QLast Update : Wed Apr 28 09:33:13 2021
Response via : Initial Calibration
Integrator: ChemStation 6890 Scale Mode: Large solvent peaks clipped

Volume Inj. : 2uL
Signal #1 Phase : DB-1701 Signal #2 Phase: DB-17
Signal #1 Info : .32 mm Signal #2 Info : .32 mm

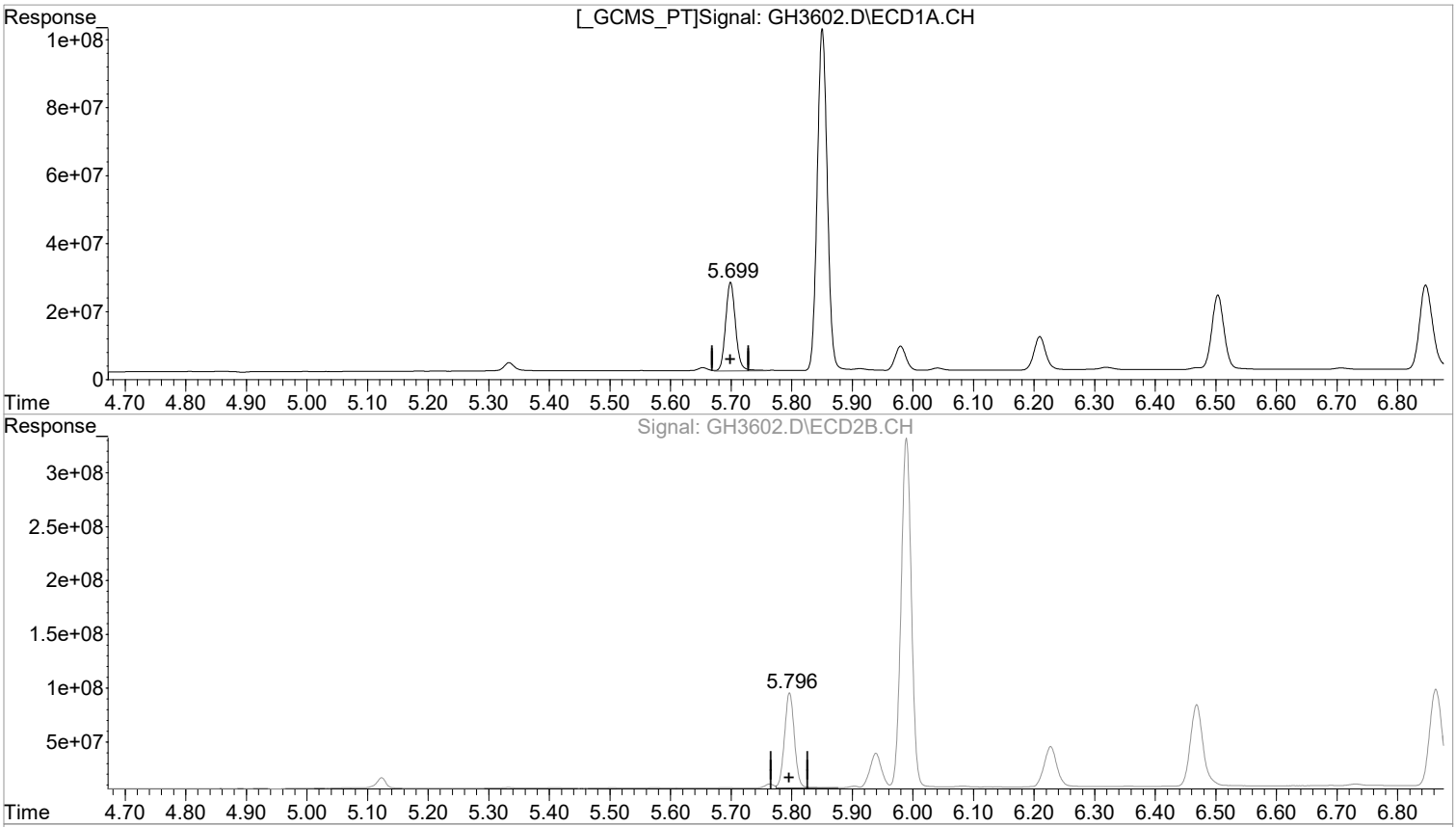

(1) SURR1,DCAA (S)
5.699min 219.254 ug/l
response 297790196

(1) SURR1,DCAA #2 (S)
5.796min 216.636 ug/l m
response 999953740

Manual Integration:
After
Poor integration.
04/28/21

(+) = Expected Retention Time

1st AF 04/28/21
2nd BA 04/28/21

Quantitation Report (Qedit)

Data Path : I:\ACQUDATA\6890D\DATA\042721\
Data File : GH3602.D
Signal(s) : Signal #1: ECD1A.CH Signal #2: ECD2B.CH
Acq On : 27 Apr 2021 7:00 pm
Operator : AFelser
Sample : STD 5
Misc : 8151 ICAL
ALS Vial : 7 Sample Multiplier: 1

Integration File signal 1: EVENTS.E
Integration File signal 2: EVENT1.E
Quant Time: Apr 28 09:33:35 2021
Quant Method : I:\ACQUDATA\6890D\METHODS\HERB042721.M
Quant Title : 8151 Herbicides
QLast Update : Wed Apr 28 09:33:13 2021
Response via : Initial Calibration
Integrator: ChemStation 6890 Scale Mode: Large solvent peaks clipped

Volume Inj. : 2uL
Signal #1 Phase : DB-1701 Signal #2 Phase: DB-17
Signal #1 Info : .32 mm Signal #2 Info : .32 mm

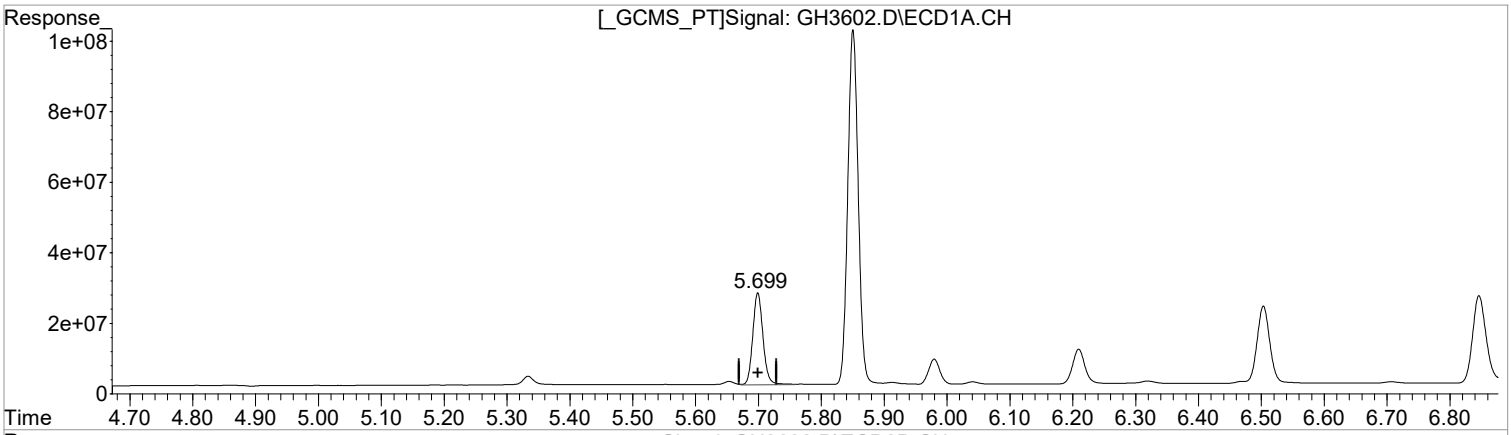

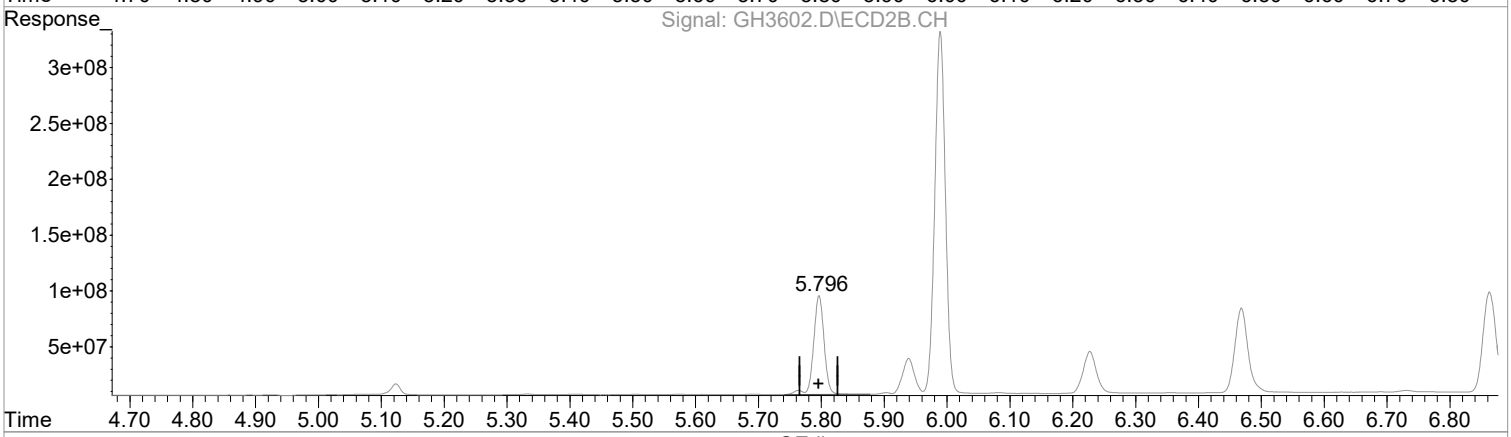

(1) SURR1,DCAA (S)
5.699min 219.254 ug/l
response 297790196

(1) SURR1,DCAA #2 (S)
5.796min 223.956 ug/l
response 1033740698

Manual Integration:
Before

04/28/21

(+) = Expected Retention Time

1st AF 04/28/21
2nd BA 04/28/21

Quantitation Report (Qedit)

Data Path : I:\ACQUDATA\6890D\DATA\042721\
Data File : GH3602.D
Signal(s) : Signal #1: ECD1A.CH Signal #2: ECD2B.CH
Acq On : 27 Apr 2021 7:00 pm
Operator : AFelser
Sample : STD 5
Misc : 8151 ICAL
ALS Vial : 7 Sample Multiplier: 1

Integration File signal 1: EVENTS.E
Integration File signal 2: EVENT1.E
Quant Time: Apr 28 09:33:35 2021
Quant Method : I:\ACQUDATA\6890D\METHODS\HERB042721.M
Quant Title : 8151 Herbicides
QLast Update : Wed Apr 28 09:33:13 2021
Response via : Initial Calibration
Integrator: ChemStation 6890 Scale Mode: Large solvent peaks clipped

Volume Inj. : 2uL
Signal #1 Phase : DB-1701 Signal #2 Phase: DB-17
Signal #1 Info : .32 mm Signal #2 Info : .32 mm

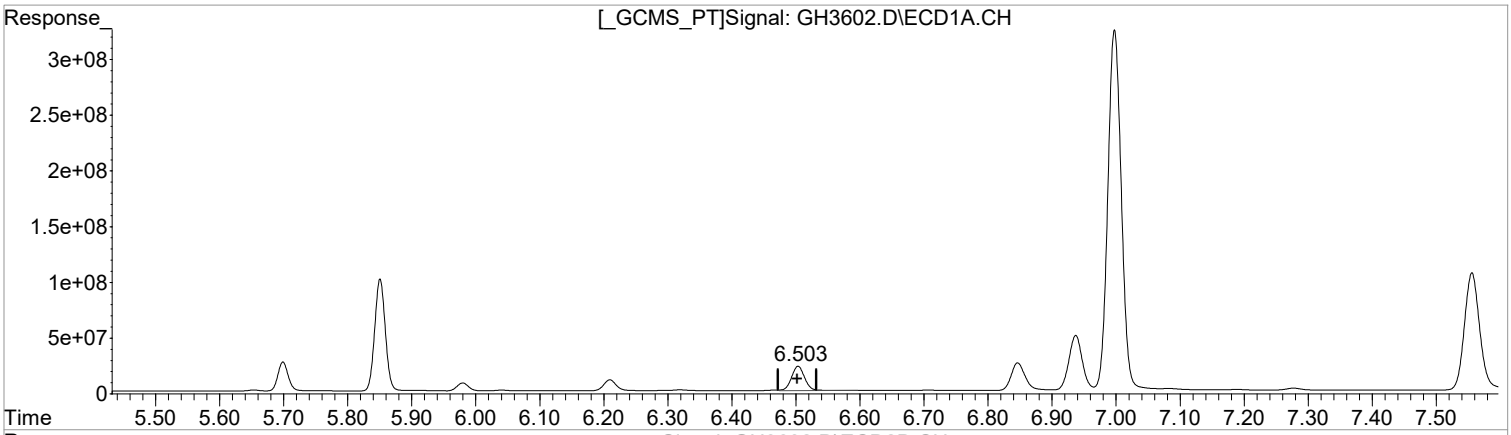

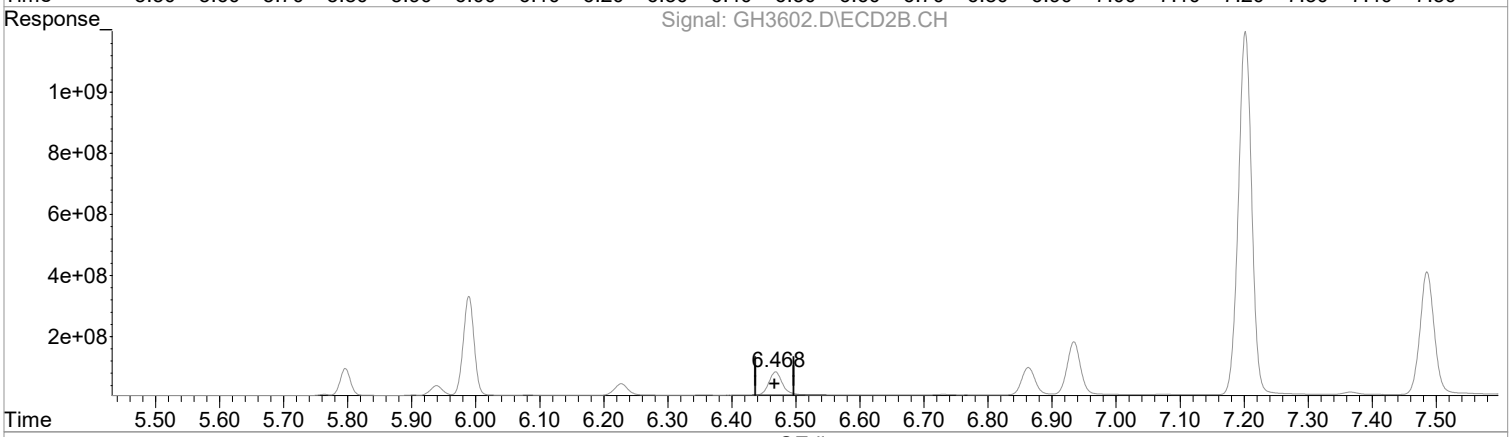

(3) Dichloroprop (T)
6.503min 209.920 ug/L m
response 312539969

(3) Dichloroprop#2 (T)
6.468min 205.670 ug/L m
response 1106603330

Manual Integration:
After
Poor integration.
04/28/21

(+) = Expected Retention Time

1st AF 04/28/21
2nd BA 04/28/21

Quantitation Report (Qedit)

Data Path : I:\ACQUDATA\6890D\DATA\042721\
Data File : GH3602.D
Signal(s) : Signal #1: ECD1A.CH Signal #2: ECD2B.CH
Acq On : 27 Apr 2021 7:00 pm
Operator : AFelser
Sample : STD 5
Misc : 8151 ICAL
ALS Vial : 7 Sample Multiplier: 1

Integration File signal 1: EVENTS.E
Integration File signal 2: EVENT1.E
Quant Time: Apr 28 09:33:35 2021
Quant Method : I:\ACQUDATA\6890D\METHODS\HERB042721.M
Quant Title : 8151 Herbicides
QLast Update : Wed Apr 28 09:33:13 2021
Response via : Initial Calibration
Integrator: ChemStation 6890 Scale Mode: Large solvent peaks clipped

Volume Inj. : 2uL
Signal #1 Phase : DB-1701 Signal #2 Phase: DB-17
Signal #1 Info : .32 mm Signal #2 Info : .32 mm

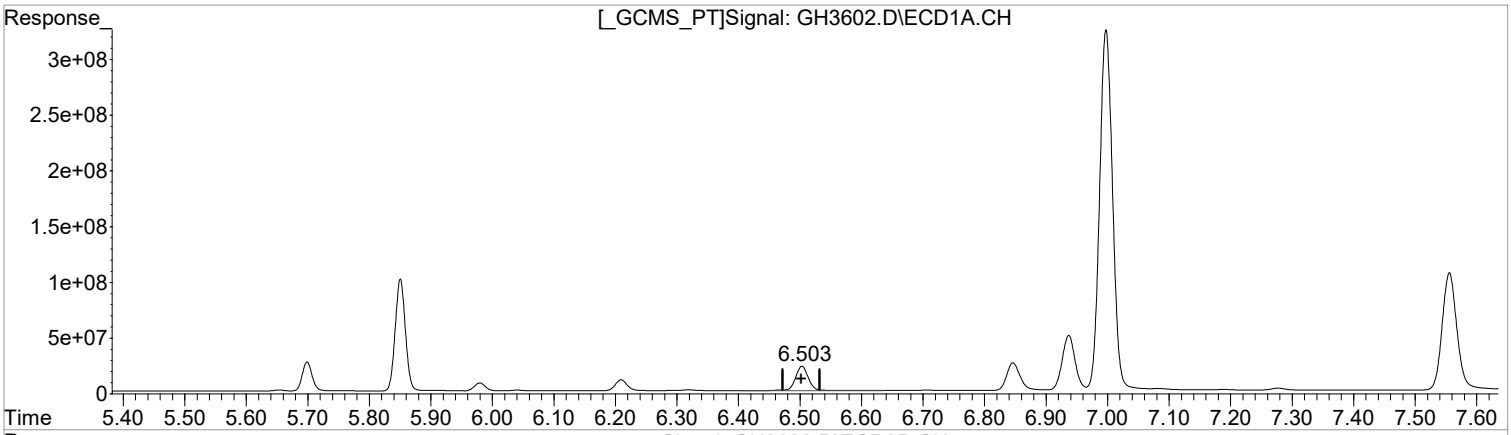

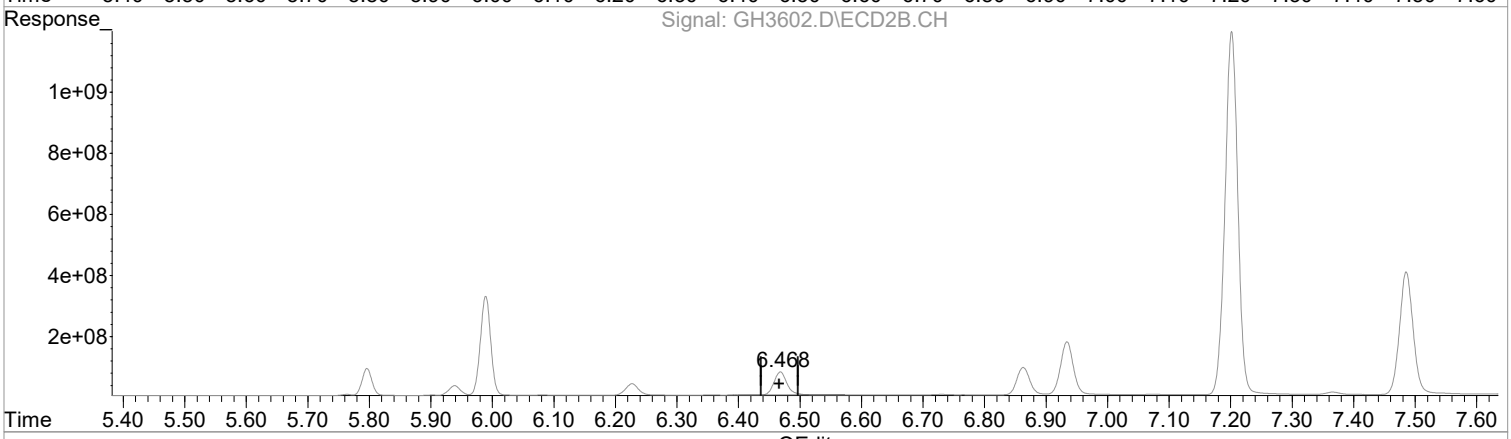

(3) Dichloroprop (T)
6.503min 220.773 ug/L
response 328698303

(3) Dichloroprop#2 (T)
6.468min 215.890 ug/L
response 1161588564

Manual Integration:
Before

04/28/21

(+) = Expected Retention Time

1st AF 04/28/21
2nd BA 04/28/21

Quantitation Report (Qedit)

Data Path : I:\ACQUDATA\6890D\DATA\042721\
Data File : GH3602.D
Signal(s) : Signal #1: ECD1A.CH Signal #2: ECD2B.CH
Acq On : 27 Apr 2021 7:00 pm
Operator : AFelser
Sample : STD 5
Misc : 8151 ICAL
ALS Vial : 7 Sample Multiplier: 1

Integration File signal 1: EVENTS.E
Integration File signal 2: EVENT1.E
Quant Time: Apr 28 09:33:35 2021
Quant Method : I:\ACQUDATA\6890D\METHODS\HERB042721.M
Quant Title : 8151 Herbicides
QLast Update : Wed Apr 28 09:33:13 2021
Response via : Initial Calibration
Integrator: ChemStation 6890 Scale Mode: Large solvent peaks clipped

Volume Inj. : 2uL
Signal #1 Phase : DB-1701 Signal #2 Phase: DB-17
Signal #1 Info : .32 mm Signal #2 Info : .32 mm

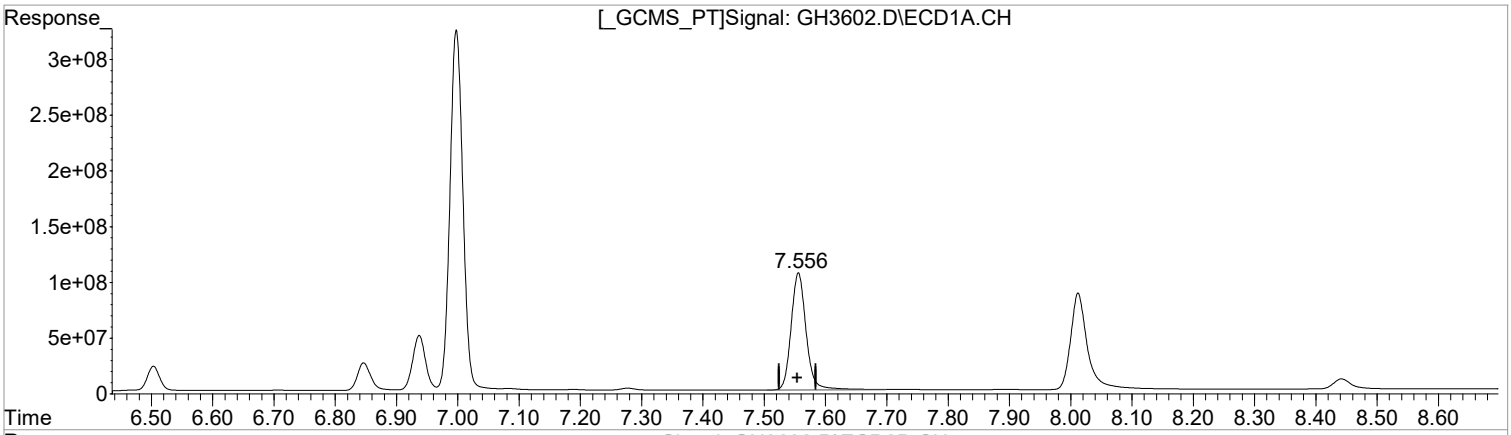

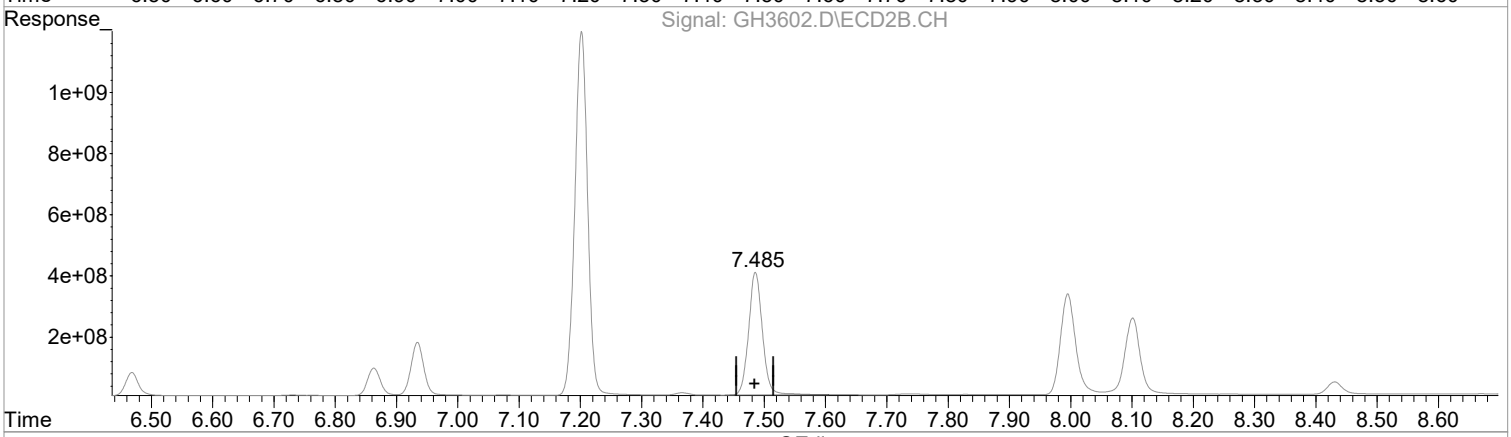

QEdit

(6) 2,4,5-TP(sil (T)
7.556min 221.364 ug/l m
response 1800891506

(6) 2,4,5-TP(sil #2 (T)
7.486min 214.204 ug/l
response 6310794541

Manual Integration:
After
Poor integration.
04/28/21

(+) = Expected Retention Time

1st AF 04/28/21
2nd BA 04/28/21

Quantitation Report (Qedit)

Data Path : I:\ACQUDATA\6890D\DATA\042721\
Data File : GH3602.D
Signal(s) : Signal #1: ECD1A.CH Signal #2: ECD2B.CH
Acq On : 27 Apr 2021 7:00 pm
Operator : AFelser
Sample : STD 5
Misc : 8151 ICAL
ALS Vial : 7 Sample Multiplier: 1

Integration File signal 1: EVENTS.E
Integration File signal 2: EVENT1.E
Quant Time: Apr 28 09:33:35 2021
Quant Method : I:\ACQUDATA\6890D\METHODS\HERB042721.M
Quant Title : 8151 Herbicides
QLast Update : Wed Apr 28 09:33:13 2021
Response via : Initial Calibration
Integrator: ChemStation 6890 Scale Mode: Large solvent peaks clipped

Volume Inj. : 2uL
Signal #1 Phase : DB-1701 Signal #2 Phase: DB-17
Signal #1 Info : .32 mm Signal #2 Info : .32 mm

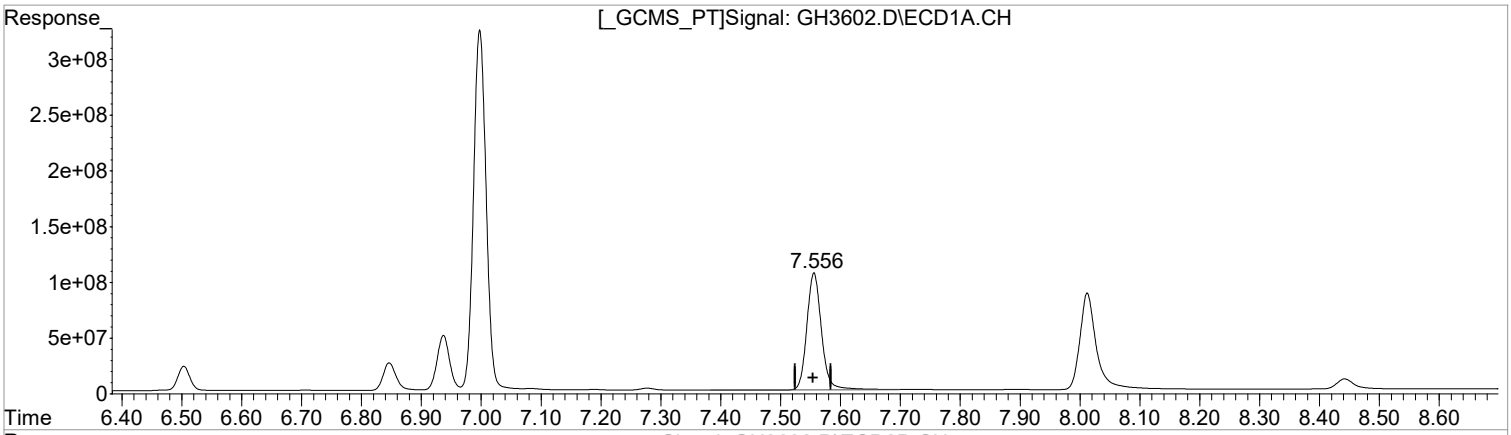

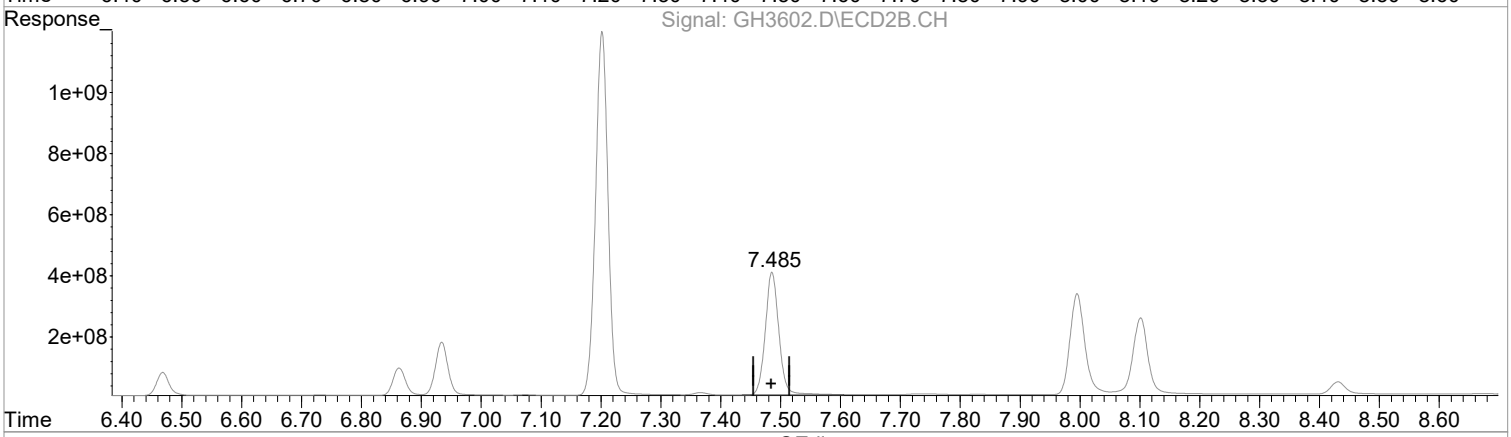

QEdit

(6) 2,4,5-TP(sil (T)
7.556min 220.403 ug/l
response 1793074242

(6) 2,4,5-TP(sil #2 (T)
7.486min 214.204 ug/l
response 6310794541

Manual Integration:
Before

04/28/21

(+) = Expected Retention Time

1st AF 04/28/21
2nd BA 04/28/21

Quantitation Report (QT Reviewed)

Data Path : I:\ACQUDATA\6890D\DATA\042721\
Data File : GH3602.D
Signal(s) : Signal #1: ECD1A.CH Signal #2: ECD2B.CH
Acq On : 27 Apr 2021 7:00 pm
Operator : AFelser
Sample : STD 5
Misc : 8151 ICAL
ALS Vial : 7 Sample Multiplier: 1

Integration File signal 1: EVENTS.E
Integration File signal 2: EVENT1.E
Quant Time: Apr 28 09:33:35 2021
Quant Method : I:\ACQUDATA\6890D\METHODS\HERB042721.M
Quant Title : 8151 Herbicides
QLast Update : Wed Apr 28 09:33:13 2021
Response via : Initial Calibration
Integrator: ChemStation 6890 Scale Mode: Large solvent peaks clipped

Volume Inj. : 2uL
Signal #1 Phase : DB-1701 Signal #2 Phase: DB-17
Signal #1 Info : .32 mm Signal #2 Info : .32 mm

	Compound	RT#1	RT#2	Resp#1	Resp#2	ug/l	ug/l
	System Monitoring Compounds						
1) S	SURR1,DCAA	5.699	5.796	297.8E6	1000.0E6	219.254	216.636m
	Spiked Amount 100.000			Recovery	=	219.25%	216.64%
	Target Compounds						
2) T	Dicamba	5.851	5.989	1161.6E6	3837.7E6	217.721	212.614
3) T	Dichloroprop	6.503	6.468	312.5E6	1106.6E6	209.920m	205.670m
4) T	2,4-D	6.846	6.863	381.5E6	1328.7E6	213.559	202.852
5) T	Pentachlo...	6.998	7.202	4773.6E6	17340.4E6	222.656	225.956
6) T	2,4,5-TP(sil	7.556	7.486	1800.9E6	6310.8E6	221.364m	214.204
7) T	2,4,5-T	8.012	7.995	1685.5E6	5746.5E6	220.639	214.249
8) T	Dinoseb	9.061	8.101	1192.6E6	4602.0E6	222.212	211.142

(f)=RT Delta > 1/2 Window (#)=Amounts differ by > 25% (m)=manual int.

Quantitation Report (QT Reviewed)

Data Path : I:\ACQUDATA\6890D\DATA\042721\
Data File : GH3602.D
Signal(s) : Signal #1: ECD1A.CH Signal #2: ECD2B.CH
Acq On : 27 Apr 2021 7:00 pm
Operator : AFelser
Sample : STD 5
Misc : 8151 ICAL
ALS Vial : 7 Sample Multiplier: 1

Integration File signal 1: EVENTS.E
Integration File signal 2: EVENT1.E
Quant Time: Apr 28 09:33:35 2021
Quant Method : I:\ACQUDATA\6890D\METHODS\HERB042721.M
Quant Title : 8151 Herbicides
QLast Update : Wed Apr 28 09:33:13 2021
Response via : Initial Calibration
Integrator: ChemStation 6890 Scale Mode: Large solvent peaks clipped

Volume Inj. : 2uL
Signal #1 Phase : DB-1701 Signal #2 Phase: DB-17
Signal #1 Info : .32 mm Signal #2 Info : .32 mm

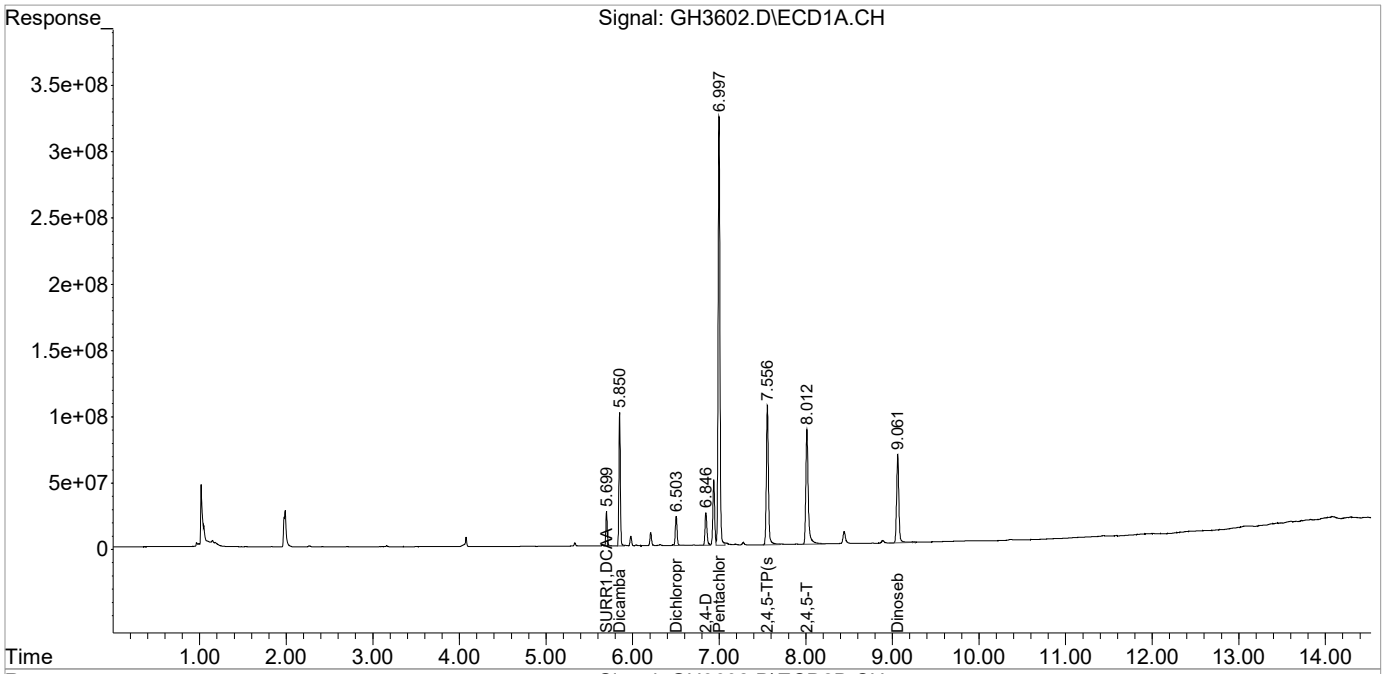

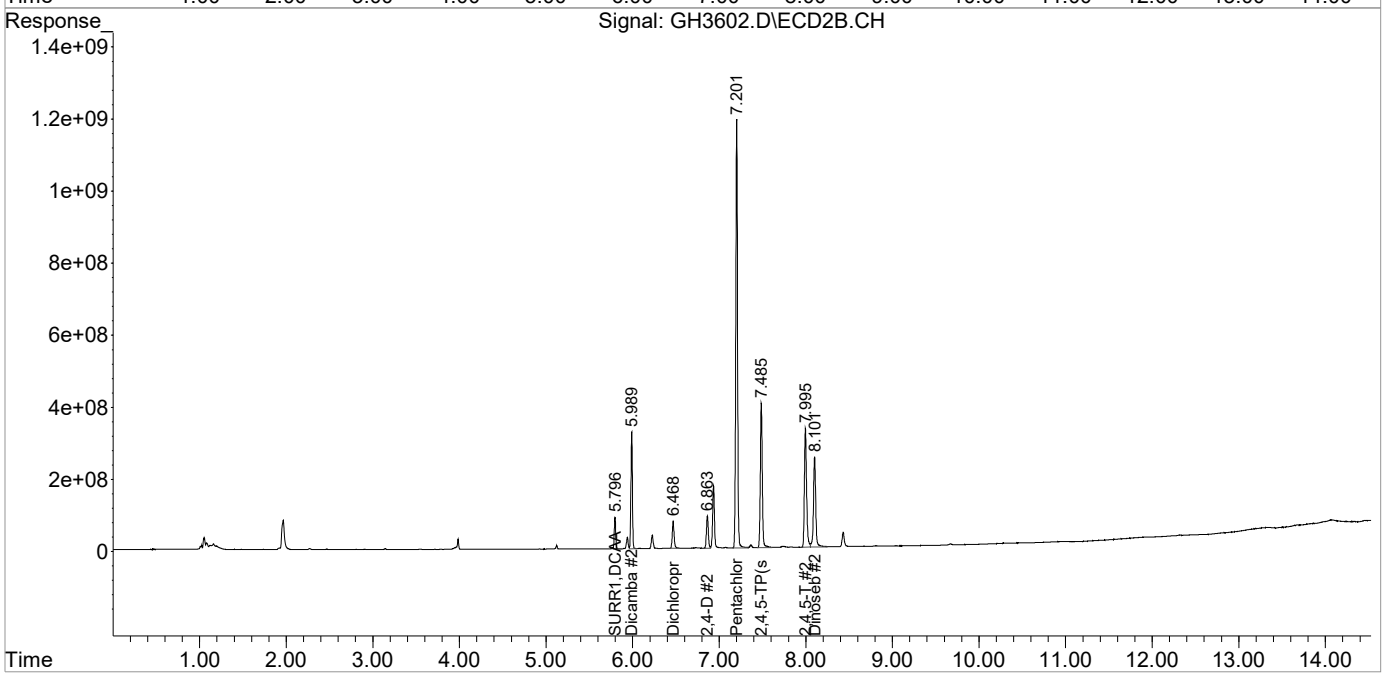

1st AF 04/28/21
2nd BA 04/28/21

Quantitation Report (Qedit)

Data Path : I:\ACQUDATA\6890D\DATA\042721\
Data File : GH3603.D
Signal(s) : Signal #1: ECD1A.CH Signal #2: ECD2B.CH
Acq On : 27 Apr 2021 7:20 pm
Operator : AFelser
Sample : STD 6
Misc : 8151 ICAL
ALS Vial : 8 Sample Multiplier: 1

Integration File signal 1: EVENTS.E
Integration File signal 2: EVENT1.E
Quant Time: Apr 28 09:33:37 2021
Quant Method : I:\ACQUDATA\6890D\METHODS\HERB042721.M
Quant Title : 8151 Herbicides
QLast Update : Wed Apr 28 09:33:13 2021
Response via : Initial Calibration
Integrator: ChemStation 6890 Scale Mode: Large solvent peaks clipped

Volume Inj. : 2uL
Signal #1 Phase : DB-1701 Signal #2 Phase: DB-17
Signal #1 Info : .32 mm Signal #2 Info : .32 mm

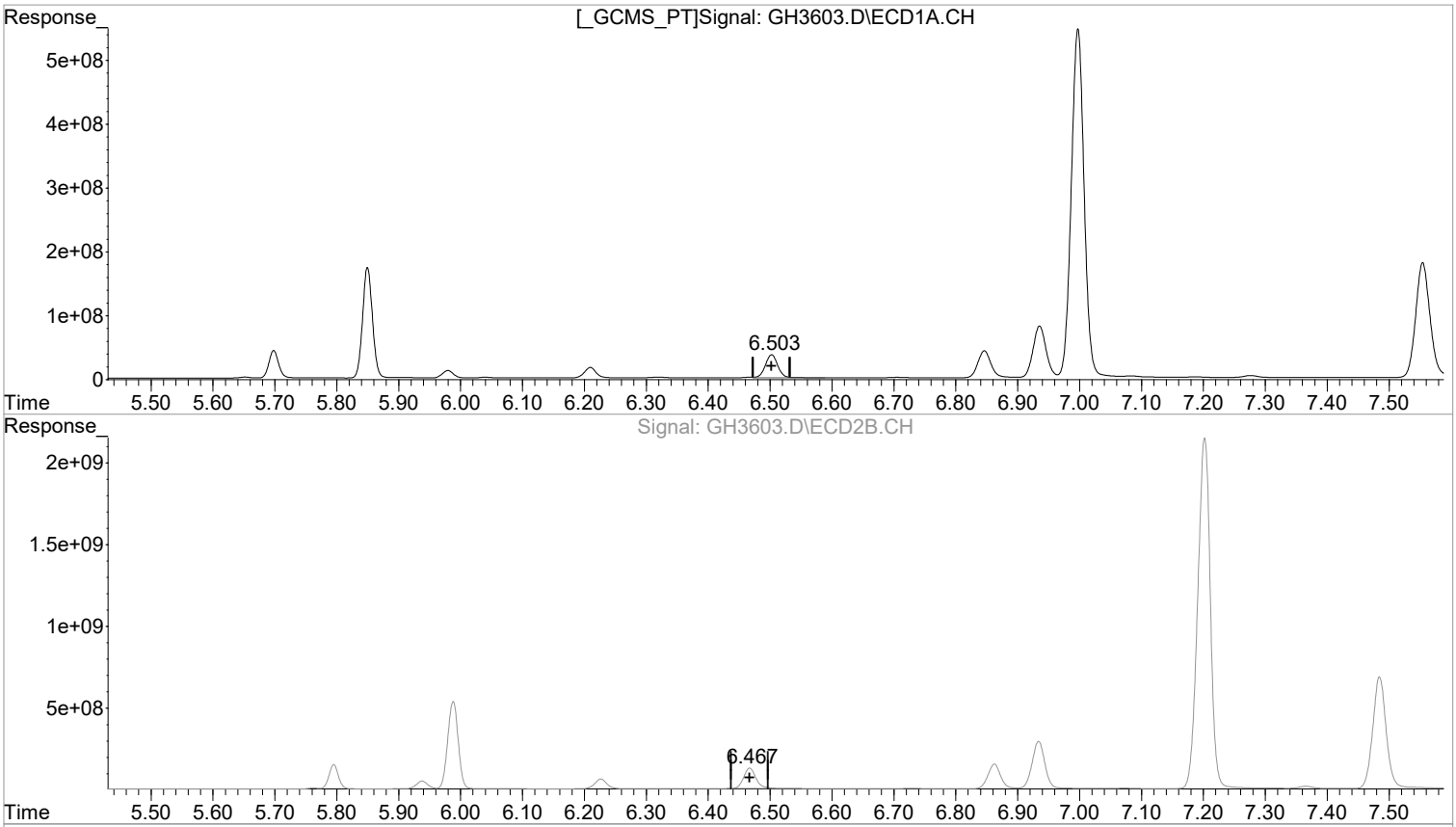

(3) Dichloroprop (T)
6.503min 343.571 ug/L m
response 511526879

(3) Dichloroprop#2 (T)
6.467min 333.414 ug/L m
response 1793926908

Manual Integration:
After
Poor integration.
04/28/21

(+) = Expected Retention Time

1st AF 04/28/21
2nd BA 04/28/21

Quantitation Report (Qedit)

Data Path : I:\ACQUDATA\6890D\DATA\042721\
Data File : GH3603.D
Signal(s) : Signal #1: ECD1A.CH Signal #2: ECD2B.CH
Acq On : 27 Apr 2021 7:20 pm
Operator : AFelser
Sample : STD 6
Misc : 8151 ICAL
ALS Vial : 8 Sample Multiplier: 1

Integration File signal 1: EVENTS.E
Integration File signal 2: EVENT1.E
Quant Time: Apr 28 09:33:37 2021
Quant Method : I:\ACQUDATA\6890D\METHODS\HERB042721.M
Quant Title : 8151 Herbicides
QLast Update : Wed Apr 28 09:33:13 2021
Response via : Initial Calibration
Integrator: ChemStation 6890 Scale Mode: Large solvent peaks clipped

Volume Inj. : 2uL
Signal #1 Phase : DB-1701 Signal #2 Phase: DB-17
Signal #1 Info : .32 mm Signal #2 Info : .32 mm

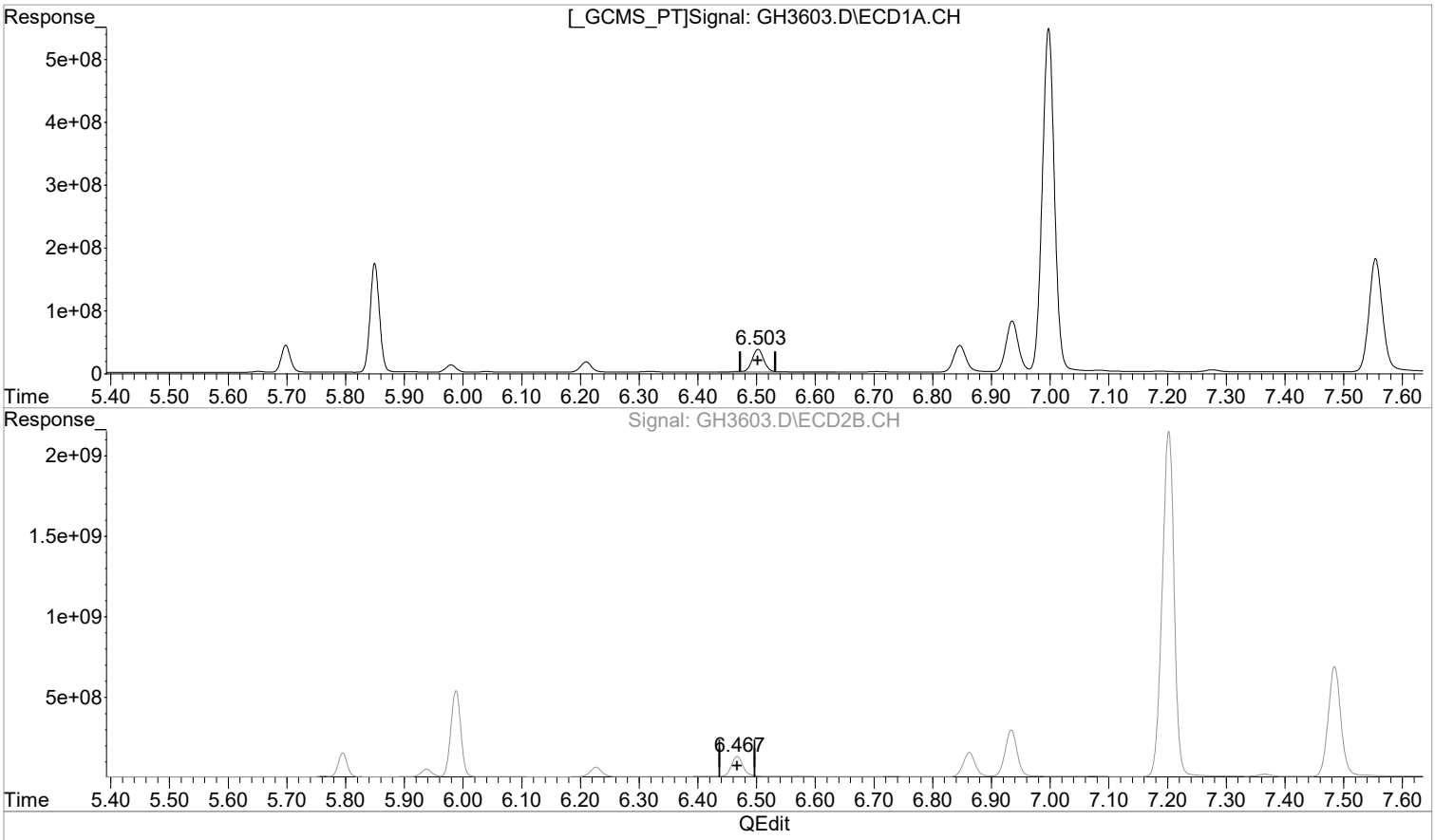

(3) Dichloroprop (T)
6.503min 352.145 ug/L
response 524291291

(3) Dichloroprop#2 (T)
6.467min 339.163 ug/L
response 1824855239

Manual Integration:
Before

04/28/21

(+) = Expected Retention Time

1st AF 04/28/21
2nd BA 04/28/21

Quantitation Report (QT Reviewed)

Data Path : I:\ACQUDATA\6890D\DATA\042721\
Data File : GH3603.D
Signal(s) : Signal #1: ECD1A.CH Signal #2: ECD2B.CH
Acq On : 27 Apr 2021 7:20 pm
Operator : AFelser
Sample : STD 6
Misc : 8151 ICAL
ALS Vial : 8 Sample Multiplier: 1

Integration File signal 1: EVENTS.E
Integration File signal 2: EVENT1.E
Quant Time: Apr 28 09:33:37 2021
Quant Method : I:\ACQUDATA\6890D\METHODS\HERB042721.M
Quant Title : 8151 Herbicides
QLast Update : Wed Apr 28 09:33:13 2021
Response via : Initial Calibration
Integrator: ChemStation 6890 Scale Mode: Large solvent peaks clipped

Volume Inj. : 2uL
Signal #1 Phase : DB-1701 Signal #2 Phase: DB-17
Signal #1 Info : .32 mm Signal #2 Info : .32 mm

	Compound	RT#1	RT#2	Resp#1	Resp#2	ug/l	ug/l
	System Monitoring Compounds						
1) S	SURR1,DCAA	5.698	5.795	481.6E6	1604.0E6	354.588	347.507
	Spiked Amount 100.000			Recovery	=	354.59%	347.51%
	Target Compounds						
2) T	Dicamba	5.850	5.988	1919.9E6	6341.4E6	359.846	351.317
3) T	Dichloroprop	6.503	6.467	511.5E6	1793.9E6	343.571m	333.414m
4) T	2,4-D	6.846	6.863	626.2E6	2147.7E6	350.569	327.884
5) T	Pentachlo...	6.997	7.202	7946.7E6	30440.7E6	370.659	396.662
6) T	2,4,5-TP(sil	7.555	7.485	2971.0E6	10448.6E6	365.191	354.651
7) T	2,4,5-T	8.010	7.996	2801.4E6	9524.6E6	366.710	355.106
8) T	Dinoseb	9.060	8.100	1995.2E6	7599.4E6	371.752	348.663

(f)=RT Delta > 1/2 Window (#)=Amounts differ by > 25% (m)=manual int.

Quantitation Report (QT Reviewed)

Data Path : I:\ACQUDATA\6890D\DATA\042721\
Data File : GH3603.D
Signal(s) : Signal #1: ECD1A.CH Signal #2: ECD2B.CH
Acq On : 27 Apr 2021 7:20 pm
Operator : AFelser
Sample : STD 6
Misc : 8151 ICAL
ALS Vial : 8 Sample Multiplier: 1

Integration File signal 1: EVENTS.E
Integration File signal 2: EVENT1.E
Quant Time: Apr 28 09:33:37 2021
Quant Method : I:\ACQUDATA\6890D\METHODS\HERB042721.M
Quant Title : 8151 Herbicides
QLast Update : Wed Apr 28 09:33:13 2021
Response via : Initial Calibration
Integrator: ChemStation 6890 Scale Mode: Large solvent peaks clipped

Volume Inj. : 2uL
Signal #1 Phase : DB-1701 Signal #2 Phase: DB-17
Signal #1 Info : .32 mm Signal #2 Info : .32 mm

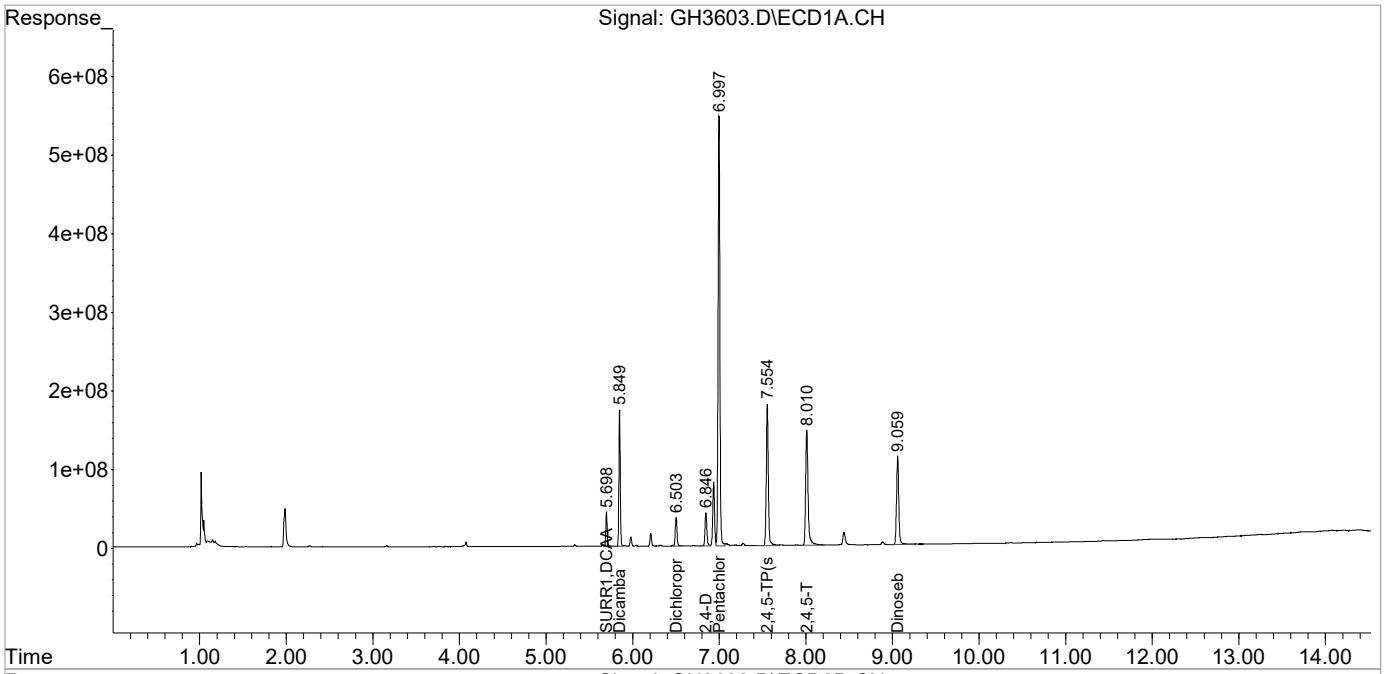

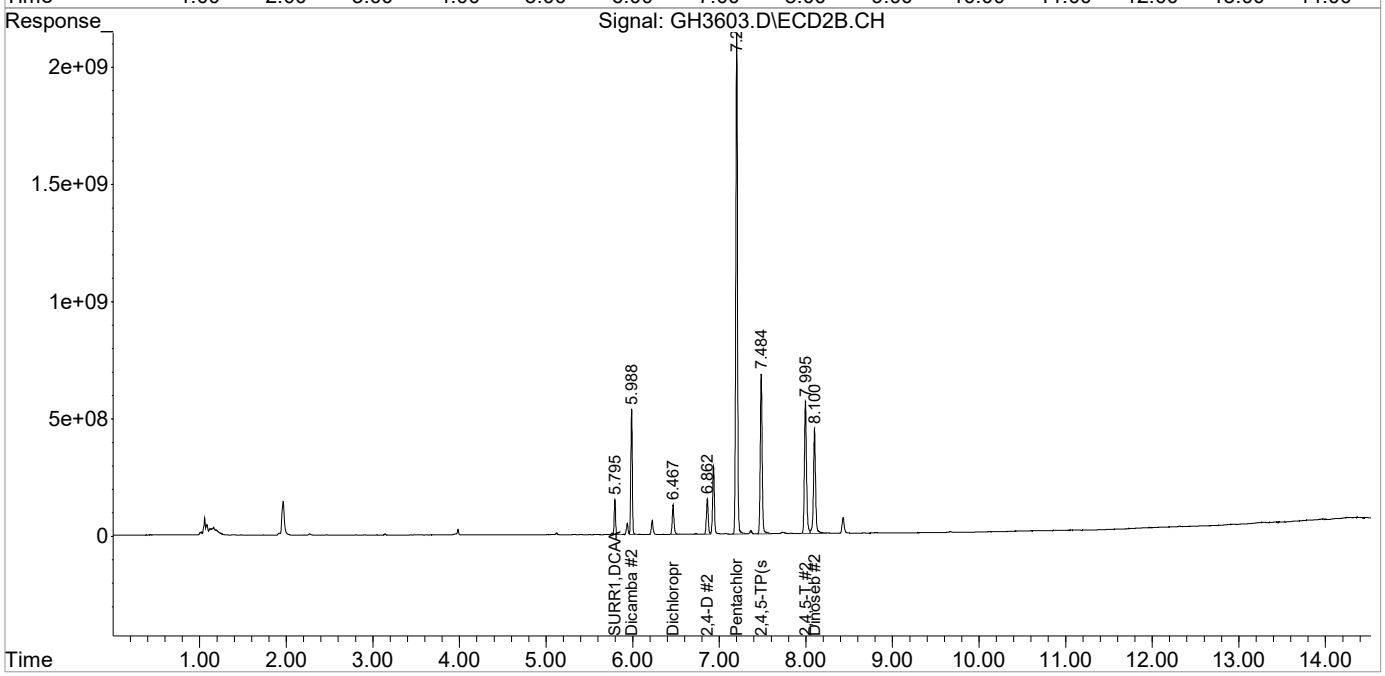

1st AF 04/28/21
2nd BA 04/28/21

Evaluate Continuing Calibration Report

Data Path : I:\ACQUDATA\6890D\DATA\042721\
Data File : GH3604.D
Signal(s) : Signal #1: ECD1A.CH Signal #2: ECD2B.CH
Acq On : 27 Apr 2021 7:40 pm
Operator : AFelser
Sample : ICV
Misc : 8151 ICAL
ALS Vial : 9 Sample Multiplier: 1

Integration File signal 1: EVENTS.E
Integration File signal 2: EVENT1.E
Quant Time: Apr 28 09:44:13 2021
Quant Method : I:\ACQUDATA\6890D\METHODS\HERB042721.M
Quant Title : 8151 Herbicides
QLast Update : Wed Apr 28 09:42:47 2021
Response via : Initial Calibration
Integrator: ChemStation 6890 Scale Mode: Large solvent peaks clipped

Volume Inj. : 2uL
Signal #1 Phase : DB-1701 Signal #2 Phase: DB-17
Signal #1 Info : .32 mm Signal #2 Info : .32 mm

Min. RRF : 0.000 Min. Rel. Area : 50% Max. R.T. Dev 0.10min
Max. RRF Dev : 20% Max. Rel. Area : 150%

	Compound	Amount	Calc.	%Dev	Area%	Dev(Min)
2 T	Dicamba	235.000	243.985	-3.8	109	0.00
3 T	Dichloroprop	236.000	212.242	10.1	98	0.00
4 T	2,4-D	235.000	223.650	4.8	100	0.00
5 T	Pentachlorophenol	237.500	240.596	-1.3	105	0.00
6 T	2,4,5-TP(sil	237.700	235.374	1.0	102	0.00
7 T	2,4,5-T	237.000	244.241	-3.1	105	0.00
8 T	Dinoseb	236.200	237.200	-0.4	104	0.00

Signal #2

2 T	Dicamba	235.000	226.574	3.6	109	0.00
3 T	Dichloroprop#2	236.000	196.371	16.8	94	0.00
4 T	2,4-D	235.000	210.993	10.2	102	0.00
5 T	Pentachlorophenol#2	237.500	234.831	1.1	105	0.00
6 T	2,4,5-TP(sil	237.700	220.048	7.4	101	0.00
7 T	2,4,5-T	237.000	247.489	-4.4	112	0.00
8 T	Dinoseb	236.200	218.604	7.4	101	0.00

Evaluate Continuing Calibration Report - Not Founds

1 S	SURR1,DCAA	250.000	0.000	100.0#	0	-5.70#

Signal #2

1 S	SURR1,DCAA	250.000	0.000	100.0#	0	-5.80#

(#) = Out of Range SPCC's out = 0 CCC's out = 0

ALS Group USA, Corp.
dba ALS Environmental

QA/QC Report

Client: LU Engineers
Project: Orchard Street

Service Request: R2105887
Calibration Date: 4/27/2021

Initial Calibration Summary
Chlorinated Herbicides by GC

Calibration ID: RC2100052
Instrument ID: R-GC-54

Signal ID: DB-17

#	Lab Code	Sample Name	File Location	Acquisition Date
01	RC2100052-01	STD 1	I:\ACQUDATA\6890D\DATA\042721\GH3598.D	04/27/2021 17:41
02	RC2100052-02	STD 2	I:\ACQUDATA\6890D\DATA\042721\GH3599.D	04/27/2021 18:00
03	RC2100052-03	STD 3	I:\ACQUDATA\6890D\DATA\042721\GH3600.D	04/27/2021 18:20
04	RC2100052-04	STD 4	I:\ACQUDATA\6890D\DATA\042721\GH3601.D	04/27/2021 18:40
05	RC2100052-05	STD 5	I:\ACQUDATA\6890D\DATA\042721\GH3602.D	04/27/2021 19:00
06	RC2100052-06	STD 6	I:\ACQUDATA\6890D\DATA\042721\GH3603.D	04/27/2021 19:20

Analyte

2,4,5-TP

#	Amount	RF	#	Amount	RF	#	Amount	RF	#	Amount	RF
01	9.510	3.048E7	02	23.800	3.055E7	03	47.500	2.98E7	04	95.100	2.946E7
05	237.700	2.655E7	06	380.200	2.748E7						

DCAA

#	Amount	RF	#	Amount	RF	#	Amount	RF	#	Amount	RF
01	10.000	5.6E6	02	25.000	5.269E6	03	50.000	4.967E6	04	100.000	4.616E6
05	250.000	4E6	06	400.000	4.01E6						

Pentachlorophenol (PCP)

#	Amount	RF	#	Amount	RF	#	Amount	RF	#	Amount	RF
01	9.500	7.793E7	02	23.800	7.833E7	03	47.500	7.69E7	04	95.000	7.674E7
05	237.500	7.301E7	06	380.000	8.011E7						

ALS Group USA, Corp.
dba ALS Environmental

QA/QC Report

Client: LU Engineers
Project: Orchard Street

Service Request: R2105887
Calibration Date: 4/27/2021

Initial Calibration Summary
Chlorinated Herbicides by GC

Calibration ID: RC2100052
Instrument ID: R-GC-54

Signal ID: DB-17

		Calibration Evaluation				Calibration Evaluation	
Analyte Name	Compound Type	Fit Type	Eval	Eval Result	Control Criteria	Average RRF	Minimum RRF
2,4,5-TP	TRG	Average RF	% RSD	5.7	≤20	2.906E7	
DCAA	SURR	Average RF	% RSD	13.9	≤20	4.744E6	
Pentachlorophenol (PCP)	TRG	Average RF	% RSD	3.1	≤20	7.717E7	

ALS Group USA, Corp.
dba ALS Environmental

QA/QC Report

Client: LU Engineers
Project: Orchard Street

Service Request: R2105887
Calibration Date: 4/27/2021

Initial Calibration Summary
Chlorinated Herbicides by GC

Calibration ID: RC2100052
Instrument ID: R-GC-54

Signal ID: DB-1701

#	Lab Code	Sample Name	File Location	Acquisition Date
01	RC2100052-01	STD 1	I:\ACQUDATA\6890D\DATA\042721\GH3598.D	04/27/2021 17:41
02	RC2100052-02	STD 2	I:\ACQUDATA\6890D\DATA\042721\GH3599.D	04/27/2021 18:00
03	RC2100052-03	STD 3	I:\ACQUDATA\6890D\DATA\042721\GH3600.D	04/27/2021 18:20
04	RC2100052-04	STD 4	I:\ACQUDATA\6890D\DATA\042721\GH3601.D	04/27/2021 18:40
05	RC2100052-05	STD 5	I:\ACQUDATA\6890D\DATA\042721\GH3602.D	04/27/2021 19:00
06	RC2100052-06	STD 6	I:\ACQUDATA\6890D\DATA\042721\GH3603.D	04/27/2021 19:20

Analyte

2,4,5-TP

#	Amount	RF	#	Amount	RF	#	Amount	RF	#	Amount	RF
01	9.510	7.4E6	02	23.800	7.898E6	03	47.500	7.939E6	04	95.100	8.135E6
05	237.700	7.576E6	06	380.200	7.814E6						

DCAA

#	Amount	RF	#	Amount	RF	#	Amount	RF	#	Amount	RF
01	10.000	1.384E6	02	25.000	1.394E6	03	50.000	1.396E6	04	100.000	1.358E6
05	250.000	1.191E6	06	400.000	1.204E6						

Pentachlorophenol (PCP)

#	Amount	RF	#	Amount	RF	#	Amount	RF	#	Amount	RF
01	9.500	1.995E7	02	23.800	2.105E7	03	47.500	2.118E7	04	95.000	2.144E7
05	237.500	2.01E7	06	380.000	2.091E7						

ALS Group USA, Corp.
dba ALS Environmental

QA/QC Report

Client: LU Engineers
Project: Orchard Street

Service Request: R2105887
Calibration Date: 4/27/2021

Initial Calibration Summary
Chlorinated Herbicides by GC

Calibration ID: RC2100052
Instrument ID: R-GC-54

Signal ID: DB-1701

		Calibration Evaluation				Calibration Evaluation	
Analyte Name	Compound Type	Fit Type	Eval	Eval Result	Control Criteria	Average RRF	Minimum RRF
2,4,5-TP	TRG	Average RF	% RSD	3.4	≤20	7.794E6	
DCAA	SURR	Average RF	% RSD	7.3	≤20	1.321E6	
Pentachlorophenol (PCP)	TRG	Average RF	% RSD	2.9	≤20	2.077E7	

ALS Group USA, Corp.
dba ALS Environmental

QA/QC Report

Client: LU Engineers
Project: Orchard Street

Service Request: R2105887
Calibration Date: 4/27/2021

Initial Calibration Verification Summary
Chlorinated Herbicides by GC

Calibration ID: RC2100052
Instrument ID: R-GC-54

Signal ID: DB-1701

#	Lab Code	Sample Name	File Location	Acquisition Date
07	RC2100052-07	ICV	I:\ACQUDATA\6890D\DATA\042721\GH3604.D	04/27/2021 19:40

Analyte Name	Expected	Result	Average RF	SSV RF	% D	Criteria	Curve Fit
2,4,5-TP	238	235	7.794E6	7.718E6	-0.978	±30	Average RF
Pentachlorophenol (PCP)	238	241	2.077E7	2.104E7	1.30	±30	Average RF

ALS Group USA, Corp.
dba ALS Environmental

QA/QC Report

Client: LU Engineers
Project: Orchard Street

Service Request: R2105887
Calibration Date: 4/27/2021

Initial Calibration Verification Summary
Chlorinated Herbicides by GC

Calibration ID: RC2100052
Instrument ID: R-GC-54

Signal ID: DB-17

#	Lab Code	Sample Name	File Location	Acquisition Date
07	RC2100052-07	ICV	I:\ACQUDATA\6890D\DATA\042721\GH3604.D	04/27/2021 19:40

Analyte Name	Expected	Result	Average RF	SSV RF	% D	Criteria	Curve Fit
2,4,5-TP	238	220	2.906E7	2.69E7	-7.426	±30	Average RF
Pentachlorophenol (PCP)	238	235	7.717E7	7.63E7	-1.124	±30	Average RF

Client:	LU Engineers	**Service Request:**	R2105887
Project:	Orchard Street/4235-01	**Date Analyzed:**	06/21/21 13:34

Continuing Calibration Verification (CCV) Summary
Chlorinated Herbicides by GC

Analysis Method:	8151A	**Calibration Date:**	4/27/2021
File ID:	I:\ACQUDATA\6890D\DATA\062121\GH3964.D\	**Calibration ID:**	RC2100052
Signal ID:	DB-17	**Analysis Lot:**	728312
		Units:	ug/L

Analyte Name	Expected	Result	Average RF	CCV RF	% D	% Drift	Criteria	Curve Fit
2,4,5-TP	238	254	2.906E7	3.102E7	6.8	NA	±20	Average RF
Pentachlorophenol (PCP)	238	257	7.717E7	8.342E7	8.1	NA	±20	Average RF

Analyte Name	Expected	Result	Average RF	CCV RF	% D	% Drift	Criteria	Curve Fit
DCAA	250	231	4.744E6	4.386E6	-7.5	NA	±20	Average RF

Client:	LU Engineers	**Service Request:**	R2105887
Project:	Orchard Street/4235-01	**Date Analyzed:**	06/21/21 13:34

Continuing Calibration Verification (CCV) Summary
Chlorinated Herbicides by GC

Analysis Method:	8151A	**Calibration Date:**	4/27/2021
File ID:	I:\ACQUDATA\6890D\DATA\062121\GH3964.D\	**Calibration ID:**	RC2100052
Signal ID:	DB-1701	**Analysis Lot:**	728312
		Units:	ug/L

Analyte Name	Expected	Result	Average RF	CCV RF	% D	% Drift	Criteria	Curve Fit
2,4,5-TP	238	279	7.794E6	9.143E6	17.3	NA	±20	Average RF
Pentachlorophenol (PCP)	238	283	2.077E7	2.474E7	19.1	NA	±20	Average RF

Analyte Name	Expected	Result	Average RF	CCV RF	% D	% Drift	Criteria	Curve Fit
DCAA	250	245	1.321E6	1.295E6	-2.0	NA	±20	Average RF

Client:	LU Engineers	**Service Request:**	R2105887
Project:	Orchard Street/4235-01	**Date Analyzed:**	06/21/21 16:57

Continuing Calibration Verification (CCV) Summary
Chlorinated Herbicides by GC

Analysis Method:	8151A	**Calibration Date:**	4/27/2021
File ID:	I:\ACQUDATA\6890D\DATA\062121\GH3971.D\	**Calibration ID:**	RC2100052
Signal ID:	DB-17	**Analysis Lot:**	728312
		Units:	ug/L

Analyte Name	Expected	Result	Average RF	CCV RF	% D	% Drift	Criteria	Curve Fit
2,4,5-TP	238	275	2.906E7	3.362E7	15.7	NA	±20	Average RF
Pentachlorophenol (PCP)	238	281	7.717E7	9.138E7	18.4	NA	±20	Average RF

Analyte Name	Expected	Result	Average RF	CCV RF	% D	% Drift	Criteria	Curve Fit
DCAA	250	262	4.744E6	4.979E6	5.0	NA	±20	Average RF

ALS Group USA, Corp.
dba ALS Environmental

QA/QC Report

Client:	LU Engineers	**Service Request:**	R2105887
Project:	Orchard Street/4235-01	**Date Analyzed:**	06/21/21 16:57

Continuing Calibration Verification (CCV) Summary
Chlorinated Herbicides by GC

Analysis Method:	8151A	**Calibration Date:**	4/27/2021
File ID:	I:\ACQUDATA\6890D\DATA\062121\GH3971.D\	**Calibration ID:**	RC2100052
Signal ID:	DB-1701	**Analysis Lot:**	728312
		Units:	ug/L

Analyte Name	Expected	Result	Average RF	CCV RF	% D	% Drift	Criteria	Curve Fit
2,4,5-TP	238	297	7.794E6	9.731E6	24.9*	NA	±20	Average RF
Pentachlorophenol (PCP)	238	296	2.077E7	2.59E7	24.7*	NA	±20	Average RF

Analyte Name	Expected	Result	Average RF	CCV RF	% D	% Drift	Criteria	Curve Fit
DCAA	250	287	1.321E6	1.518E6	14.9	NA	±20	Average RF

Client:	LU Engineers	**Service Request:**	R2105887
Project:	Orchard Street/4235-01	**Date Analyzed:**	06/21/21 19:16

Continuing Calibration Verification (CCV) Summary
Chlorinated Herbicides by GC

Analysis Method:	8151A	**Calibration Date:**	4/27/2021
File ID:	I:\ACQUDATA\6890D\DATA\062121\GH3978.D\	**Calibration ID:**	RC2100052
Signal ID:	DB-17	**Analysis Lot:**	728312
		Units:	ug/L

Analyte Name	Expected	Result	Average RF	CCV RF	% D	% Drift	Criteria	Curve Fit
2,4,5-TP	238	272	2.906E7	3.323E7	14.4	NA	±20	Average RF
Pentachlorophenol (PCP)	238	278	7.717E7	9.027E7	17.0	NA	±20	Average RF

Analyte Name	Expected	Result	Average RF	CCV RF	% D	% Drift	Criteria	Curve Fit
DCAA	250	266	4.744E6	5.056E6	6.6	NA	±20	Average RF

Client:	LU Engineers	**Service Request:**	R2105887
Project:	Orchard Street/4235-01	**Date Analyzed:**	06/21/21 19:16

Continuing Calibration Verification (CCV) Summary
Chlorinated Herbicides by GC

Analysis Method:	8151A	**Calibration Date:**	4/27/2021
File ID:	I:\ACQUDATA\6890D\DATA\062121\GH3978.D\	**Calibration ID:**	RC2100052
Signal ID:	DB-1701	**Analysis Lot:**	728312
		Units:	ug/L

Analyte Name	Expected	Result	Average RF	CCV RF	% D	% Drift	Criteria	Curve Fit
2,4,5-TP	238	299	7.794E6	9.802E6	25.8*	NA	±20	Average RF
Pentachlorophenol (PCP)	238	301	2.077E7	2.629E7	26.6*	NA	±20	Average RF

Analyte Name	Expected	Result	Average RF	CCV RF	% D	% Drift	Criteria	Curve Fit
DCAA	250	294	1.321E6	1.555E6	17.7	NA	±20	Average RF

Client:	LU Engineers	**Service Request:**	R2105887
Project:	Orchard Street/4235-01	**Date Analyzed:**	06/21/21 21:15

Continuing Calibration Verification (CCV) Summary
Chlorinated Herbicides by GC

Analysis Method:	8151A	**Calibration Date:**	4/27/2021
File ID:	I:\ACQUDATA\6890D\DATA\062121\GH3984.D\	**Calibration ID:**	RC2100052
Signal ID:	DB-17	**Analysis Lot:**	728312
		Units:	ug/L

Analyte Name	Expected	Result	Average RF	CCV RF	% D	% Drift	Criteria	Curve Fit
2,4,5-TP	238	295	2.906E7	3.611E7	24.3*	NA	±20	Average RF
Pentachlorophenol (PCP)	238	302	7.717E7	9.807E7	27.1*	NA	±20	Average RF

Analyte Name	Expected	Result	Average RF	CCV RF	% D	% Drift	Criteria	Curve Fit
DCAA	250	269	4.744E6	5.112E6	7.8	NA	±20	Average RF

Client:	LU Engineers	**Service Request:**	R2105887
Project:	Orchard Street/4235-01	**Date Analyzed:**	06/21/21 21:15

Continuing Calibration Verification (CCV) Summary
Chlorinated Herbicides by GC

Analysis Method:	8151A	**Calibration Date:**	4/27/2021
File ID:	I:\ACQUDATA\6890D\DATA\062121\GH3984.D\	**Calibration ID:**	RC2100052
Signal ID:	DB-1701	**Analysis Lot:**	728312
		Units:	ug/L

Analyte Name	Expected	Result	Average RF	CCV RF	% D	% Drift	Criteria	Curve Fit
2,4,5-TP	238	326	7.794E6	1.07E7	37.3*	NA	±20	Average RF
Pentachlorophenol (PCP)	238	323	2.077E7	2.821E7	35.8*	NA	±20	Average RF

Analyte Name	Expected	Result	Average RF	CCV RF	% D	% Drift	Criteria	Curve Fit
DCAA	250	306	1.321E6	1.617E6	22.4*	NA	±20	Average RF

ALS Group USA, Corp.
dba ALS Environmental

QA/QC Report

Client: LU Engineers **Service Request:**R2105887
Project: Orchard Street/4235-01

Analysis Run Log
Chlorinated Herbicides by GC

Analysis Method: 8151A **Analysis Lot:**728312
Instrument ID:R-GC-54

Raw Data File	Sample Name	Lab Code	Date Analyzed	Time Analyzed	Q
I:\ACQUDATA\6890D\DATA\062121\GH3964.D\	Continuing Calibration Verification	RQ2107158-01	6/21/2021	13:34:00	
I:\ACQUDATA\6890D\DATA\062121\GH3965.D\	Method Blank	RQ2106890-03	6/21/2021	14:30:00	
I:\ACQUDATA\6890D\DATA\062121\GH3966.D\	Lab Control Sample	RQ2106890-04	6/21/2021	14:50:00	
I:\ACQUDATA\6890D\DATA\062121\GH3967.D\	Duplicate Lab Control Sample	RQ2106890-05	6/21/2021	15:10:00	
I:\ACQUDATA\6890D\DATA\062121\GH3968.D\	ZZZZZZZ	ZZZZZZZ	6/21/2021	15:30:00	
I:\ACQUDATA\6890D\DATA\062121\GH3971.D\	Continuing Calibration Verification	RQ2107158-02	6/21/2021	16:57:00	
I:\ACQUDATA\6890D\DATA\062121\GH3972.D\	ZZZZZZZ	ZZZZZZZ	6/21/2021	17:17:00	
I:\ACQUDATA\6890D\DATA\062121\GH3973.D\	ZZZZZZZ	ZZZZZZZ	6/21/2021	17:37:00	
I:\ACQUDATA\6890D\DATA\062121\GH3974.D\	ZZZZZZZ	ZZZZZZZ	6/21/2021	17:57:00	
I:\ACQUDATA\6890D\DATA\062121\GH3975.D\	TP-07 (350)	R2105887-005	6/21/2021	18:16:00	
I:\ACQUDATA\6890D\DATA\062121\GH3976.D\	TP-05+06 (370/350)	R2105887-012	6/21/2021	18:36:00	
I:\ACQUDATA\6890D\DATA\062121\GH3977.D\	TP-10+11 (370)	R2105887-019	6/21/2021	18:56:00	
I:\ACQUDATA\6890D\DATA\062121\GH3978.D\	Continuing Calibration Verification	RQ2107158-03	6/21/2021	19:16:00	
I:\ACQUDATA\6890D\DATA\062121\GH3978.D\	ZZZZZZZ	ZZZZZZZ	6/21/2021	19:16:00	
I:\ACQUDATA\6890D\DATA\062121\GH3979.D\	TP-10+11 (370) MS	RQ2106890-01	6/21/2021	19:36:00	
I:\ACQUDATA\6890D\DATA\062121\GH3980.D\	TP-10+11 (370) DMS	RQ2106890-02	6/21/2021	19:56:00	
I:\ACQUDATA\6890D\DATA\062121\GH3981.D\	ZZZZZZZ	ZZZZZZZ	6/21/2021	20:16:00	
I:\ACQUDATA\6890D\DATA\062121\GH3982.D\	ZZZZZZZ	ZZZZZZZ	6/21/2021	20:36:00	
I:\ACQUDATA\6890D\DATA\062121\GH3983.D\	ZZZZZZZ	ZZZZZZZ	6/21/2021	20:56:00	
I:\ACQUDATA\6890D\DATA\062121\GH3984.D\	ZZZZZZZ	ZZZZZZZ	6/21/2021	21:15:00	
I:\ACQUDATA\6890D\DATA\062121\GH3984.D\	Continuing Calibration Verification	RQ2107158-05	6/21/2021	21:15:00	
I:\ACQUDATA\6890D\DATA\062121\GH3985.D\	ZZZZZZZ	ZZZZZZZ	6/21/2021	21:35:00	
I:\ACQUDATA\6890D\DATA\062121\GH3986.D\	ZZZZZZZ	ZZZZZZZ	6/21/2021	21:55:00	

ALS Group USA, Corp.
dba ALS Environmental

QA/QC Report

Client: LU Engineers **Service Request:**R2105887
Project: Orchard Street/4235-01

Analysis Run Log
Chlorinated Herbicides by GC

Analysis Method: 8151A **Analysis Lot:**728312
Instrument ID:R-GC-54

Raw Data File	Sample Name	Lab Code	Date Analyzed	Time Analyzed	Q
I:\ACQUDATA\6890D\DATA\062121 \GH3987.D\	ZZZZZZZ	ZZZZZZZ	6/21/2021	22:15:00	
I:\ACQUDATA\6890D\DATA\062121 \GH3988.D\	ZZZZZZZ	ZZZZZZZ	6/21/2021	22:35:00	
I:\ACQUDATA\6890D\DATA\062121 \GH3989.D\	ZZZZZZZ	ZZZZZZZ	6/21/2021	22:55:00	
I:\ACQUDATA\6890D\DATA\062121 \GH3990.D\	ZZZZZZZ	ZZZZZZZ	6/21/2021	23:14:00	
I:\ACQUDATA\6890D\DATA\062121 \GH3991.D\	ZZZZZZZ	ZZZZZZZ	6/21/2021	23:34:00	
I:\ACQUDATA\6890D\DATA\062121 \GH3992.D\	ZZZZZZZ	ZZZZZZZ	6/21/2021	23:54:00	
I:\ACQUDATA\6890D\DATA\062121 \GH3993.D\	ZZZZZZZ	ZZZZZZZ	6/22/2021	00:14:00	
I:\ACQUDATA\6890D\DATA\062121 \GH3994.D\	ZZZZZZZ	ZZZZZZZ	6/22/2021	00:34:00	
I:\ACQUDATA\6890D\DATA\062121 \GH3995.D\	ZZZZZZZ	ZZZZZZZ	6/22/2021	00:54:00	

Analysis: 8151	**Analyst:** AFuller	**Run Method:** HERBA			
Date: 6/21/21	**Instr.** 6890D R-GC-54	**Quant Method:** HERB 042721			
Syringes:	**LIMS Run#:** 728312				

Pos.	Sample	Diln.	Stds. ID	File#	OK?	Comments
1	BLK			GH 3962	—	
2	CCV		216441	63	N	Rec ↓
2	CCV		↓	64	Y	-01
3	RQ2106890-03		381511	65	Y	Dinoseb FC
4	↓ -04		↓	66	Y	
5	↓ -05		↓	67	Y	
6	R2105582-001		↓	68	Y	
7	↓ -002		↓	69	N	Run Interrupted
1	BLK			70	—	
2	CCV		216441	71	Y	Multiple ↑ -02
7	R2105582-002		381511	72	Y	
8	↓ -003		↓	73	Y	
9	↓ -004		↓	74	Y	
10	R2105887-005		↓	75	Y	
11	↓ -012		↓	76	Y	
12	↓ -019		↓	77	Y	
2	CCV		216441	78	Y	Multiple ↑ -03/-04
13	RQ2106890-01		381511	79	Y	
14	↓ -02		↓	80	Y	
15	RQ2106846-02		381426	81	Y	
16	↓ -03		↓	82	Y	
17	↓ -04		↓	83	Y	
2	CCV		216441	84	Y	Multiple ↑ -05/-06
18	R2105863-001		381426	85	Y	Surr Inhb
19	↓ -003		↓	86	Y	↓
20	↓ -005		↓	87	Y	
21	R2105894-001		↓	88	Y	
22	↓ -002		↓	89	Y	
23	↓ -003		↓	90	Y	Surr Inhb
24	R2105895-002		↓	91	Y	↓
25	↓ -004		↓	92	Y	↓
26	↓ -006		↓	93	Y	↓
27	↓ -008		↓	94	Y	↓
2	CCV		216441	95	Y	Dinoseb ↑ FC -07

AFuller 6/22/21

All samples = _____mL + _____uL Combined IS/Surr.;

Primary :_____ exp: Secondary :_____ exp:

Primary:_____ exp: Secondary :_____ exp:

Reagents:

Runlog GCEXT r2 4/27/17

ALS Group USA, Corp.
dba ALS Environmental

Prep Summary Report

Client: LU Engineers **Service Request:** R2105887
Project: Orchard Street/4235-01
Sample Matrix: Soil

Chlorinated Herbicides by GC

Prep Method: Method **Extraction Lot:** 381511
Analytical Method: 8151A **Extraction Date:** 06/17/21 07:36

Sample Name	Lab Code	Date Collected	Date Received	Sample Amount	Final Amount	Percent Solids
TP-07 (350)	R2105887-005	6/3/21	6/11/21	50.0 g	10 mL	87.5
TP-05+06 (370/350)	R2105887-012	6/4/21	6/11/21	49.8200 g	10 mL	87.5
TP-10+11 (370)	R2105887-019	6/4/21	6/11/21	49.4100 g	10 mL	86.0
Matrix Spike	RQ2106890-01MS	6/4/21	6/11/21	49.5900 g	10 mL	86.0
Duplicate Matrix Spike	RQ2106890-02DMS	6/4/21	6/11/21	49.8800 g	10 mL	86.0
Method Blank	RQ2106890-03MB	NA	NA	50.0600 g	10 mL	
Lab Control Sample	RQ2106890-04LCS	NA	NA	49.7000 g	10 mL	
Duplicate Lab Control Sample	RQ2106890-05DLCS	NA	NA	50.1000 g	10 mL	

Preparation Information Benchsheet

Prep Run#: 381511
Team: Semivoa GC/VSTAUFFER

Prep WorkFlow: OrgHerbS(14)
Prep Method: Method

Status: Prepped
Prep Date/Time: 6/17/21 07:36

#	Lab Code	Client ID	B#	Amt. Ext.	Method /Test	pH	AE	BN	Final Vol	Sample Desc. (Initial/Final)	SpikeAmt./Inv. ID	Comments
1	RQ2106890-03	MB		50.0600g	8151A/HERB				10.00mL	sand	1.0000 mL/217713	
2	RQ2106890-04	LCS		49.7000g	8151A/HERB				10.00mL	sand	1.0000 mL/216515; 1.0000 mL/217713	
3	RQ2106890-05	DLCS		50.1000g	8151A/HERB				10.00mL	sand	1.0000 mL/217713; 1.0000 mL/216515	
4	R2105582-001	EVCN-SS-CF-001	.10	50.0500g	8151A/HERB				10.00mL	dirt with pebbles	1.0000 mL/217713	
5	R2105582-002	EVCN-SS-TS-001	.10	49.7500g	8151A/HERB				10.00mL	dirt with pebbles	1.0000 mL/217713	
6	R2105582-003	EVCN-MW-CF-001	.13	49.5700g	8151A/HERB				10.00mL	compact dirt	1.0000 mL/217713	
7	R2105582-004	EVCN-MW-CD-002	.10	49.3500g	8151A/HERB				10.00mL	red-brown dirt	1.0000 mL/217713	
8	R2105887-005	TP-07 (350)	.03	50.0g	8151A/HERB				10.00mL	sandy dirt with pebbles	1.0000 mL/217713	
9	R2105887-012	TP-05+06 (370/350)	.03	49.8200g	8151A/HERB				10.00mL	sandy dirt with pebbles	1.0000 mL/217713	
10	R2105887-019	TP-10+11 (370)	.12	49.4100g	8151A/HERB				10.00mL	dirt with pebbles	1.0000 mL/217713	
11	RQ2106890-01	R2105887-019 MS	.12	49.5900g	8151A/HERB				10.00mL	dirt with pebbles	1.0000 mL/217713; 1.0000 mL/216515	
12	RQ2106890-02	R2105887-019 DMS	.12	49.8800g	8151A/HERB				10.00mL	dirt with pebbles	1.0000 mL/216515; 1.0000 mL/217713	

Spiking Solutions

Name: 8151 Water Spike 2.5 ug/mL Inventory ID 216515 Logbook Ref: Expires On: 07/18/2021

Name: 8151 Water Surrogate 5 ug/mL Inventory ID 217713 Logbook Ref: Expires On: 12/13/2021

Preparation Materials

Acetone 99.5% Minimum	(217201)	Boiling Stones PTFE	(213782)	Ether Diethyl (Ethyl Ether) Reagent Grade	(217050)
Diazomethane	(217755)	Eppendorf Pipette Repeater	EXT #21 (211894)	2mL Graduated Vials	(216570)
Sulfuric Acid, 50% H2SO4	(217423)	Hydrochloric Acid (HCl) Metals Grade	(211709)	Hexanes 95%	(217517)
Potassium Hydroxide 37% KOH	(217155)	Prerared Acidified Sodium Sulfate Na2SO4	(217753)	Sand Reagent Grade	(216869)
SVOA BALANCE	R-BALANCE-05 (12939)				

Preparation Steps

Step:	Extraction	Step:	Concentration	Step:	Derivitization
Started:	6/17/21 07:36	Started:	6/18/21 09:39	Started:	6/18/21 10:26
Finished:	6/17/21 17:44	Finished:	6/18/21 10:20	Finished:	6/18/21 11:49
By:	VSTAUFFER	By:	KSERCU	By:	KSERCU
Comments		Comments		Comments	

Comments:

Preparation Information Benchsheet

Prep Run#: 381511
Team: Semivoa GC/VSTAUFFER

Prep WorkFlow: OrgHerbS(14)
Prep Method: Method

Status: Prepped
Prep Date/Time: 6/17/21 07:36

Reviewed By: _____ Date: 10/21/2021

Spike Witness: JMISIUREWICZ Date: _____

Chain of Custody

Relinquished By: _____ Date: _____

Received By: _____ Date: _____

Extracts Examined
Yes No

ALS Group USA, Corp.
dba ALS Environmental

Analytical Report

Client:	LU Engineers	**Service Request:**	R2105887
Project:	Orchard Street/4235-01	**Date Collected:**	06/03/21 15:00
Sample Matrix:	Soil	**Date Received:**	06/11/21 17:15
Sample Name:	TP-07 (350)	**Units:**	ug/Kg
Lab Code:	R2105887-005	**Basis:**	Dry

Organochlorine Pesticides by Gas Chromatography using Microwave Extraction

Analysis Method: 8081B
Prep Method: EPA 3546

Analyte Name	Result	MRL	MDL	Dil.	Date Analyzed	Date Extracted	Q
4,4'-DDD	2.0 U	2.0	0.99	1	06/22/21 14:51	6/16/21	
4,4'-DDE	2.0 U	2.0	0.99	1	06/22/21 14:51	6/16/21	
4,4'-DDT	2.0 U	2.0	0.99	1	06/22/21 14:51	6/16/21	
Aldrin	2.0 U	2.0	0.99	1	06/22/21 14:51	6/16/21	
Dieldrin	2.0 U	2.0	0.99	1	06/22/21 14:51	6/16/21	
Endosulfan I	2.0 U	2.0	0.99	1	06/22/21 14:51	6/16/21	
Endosulfan II	2.0 U	2.0	0.99	1	06/22/21 14:51	6/16/21	
Endosulfan Sulfate	2.0 U	2.0	0.99	1	06/22/21 14:51	6/16/21	
Endrin	2.0 U	2.0	0.99	1	06/22/21 14:51	6/16/21	
Heptachlor	2.0 U	2.0	0.99	1	06/22/21 14:51	6/16/21	
alpha-BHC	2.0 U	2.0	0.99	1	06/22/21 14:51	6/16/21	
alpha-Chlordane	2.0 U	2.0	0.99	1	06/22/21 14:51	6/16/21	
beta-BHC	2.0 U	2.0	0.99	1	06/22/21 14:51	6/16/21	
delta-BHC	2.0 U	2.0	0.99	1	06/22/21 14:51	6/16/21	
Lindane	2.0 U	2.0	0.99	1	06/22/21 14:51	6/16/21	

Surrogate Name	% Rec	Control Limits	Date Analyzed	Q
Decachlorobiphenyl	78	10 - 145	06/22/21 14:51	
Tetrachloro-m-xylene	70	10 - 123	06/22/21 14:51	

ALS Group USA, Corp.
dba ALS Environmental

Analytical Report

Client:	LU Engineers	**Service Request:**	R2105887
Project:	Orchard Street/4235-01	**Date Collected:**	06/04/21 11:00
Sample Matrix:	Soil	**Date Received:**	06/11/21 17:15
Sample Name:	TP-05+06 (370/350)	**Units:**	ug/Kg
Lab Code:	R2105887-012	**Basis:**	Dry

Organochlorine Pesticides by Gas Chromatography using Microwave Extraction

Analysis Method: 8081B
Prep Method: EPA 3546

Analyte Name	Result	MRL	MDL	Dil.	Date Analyzed	Date Extracted	Q
4,4'-DDD	2.0 U	2.0	1.1	1	06/22/21 15:11	6/16/21	
4,4'-DDE	2.0 U	2.0	1.1	1	06/22/21 15:11	6/16/21	
4,4'-DDT	2.0 U	2.0	1.1	1	06/22/21 15:11	6/16/21	
Aldrin	2.0 U	2.0	1.1	1	06/22/21 15:11	6/16/21	
Dieldrin	2.0 U	2.0	1.1	1	06/22/21 15:11	6/16/21	
Endosulfan I	2.0 U	2.0	1.1	1	06/22/21 15:11	6/16/21	
Endosulfan II	2.0 U	2.0	1.1	1	06/22/21 15:11	6/16/21	
Endosulfan Sulfate	2.0 U	2.0	1.1	1	06/22/21 15:11	6/16/21	
Endrin	2.0 U	2.0	1.1	1	06/22/21 15:11	6/16/21	
Heptachlor	2.0 U	2.0	1.1	1	06/22/21 15:11	6/16/21	
alpha-BHC	2.0 U	2.0	1.1	1	06/22/21 15:11	6/16/21	
alpha-Chlordane	2.0 U	2.0	1.1	1	06/22/21 15:11	6/16/21	
beta-BHC	2.0 U	2.0	1.1	1	06/22/21 15:11	6/16/21	
delta-BHC	2.0 U	2.0	1.1	1	06/22/21 15:11	6/16/21	
Lindane	2.0 U	2.0	1.1	1	06/22/21 15:11	6/16/21	

Surrogate Name	% Rec	Control Limits	Date Analyzed	Q
Decachlorobiphenyl	58	10 - 145	06/22/21 15:11	
Tetrachloro-m-xylene	65	10 - 123	06/22/21 15:11	

ALS Group USA, Corp.
dba ALS Environmental

Analytical Report

Client:	LU Engineers	**Service Request:**	R2105887
Project:	Orchard Street/4235-01	**Date Collected:**	06/04/21 09:30
Sample Matrix:	Soil	**Date Received:**	06/11/21 17:15
Sample Name:	TP-10+11 (370)	**Units:**	ug/Kg
Lab Code:	R2105887-019	**Basis:**	Dry

Organochlorine Pesticides by Gas Chromatography using Microwave Extraction

Analysis Method: 8081B
Prep Method: EPA 3546

Analyte Name	Result		MRL	MDL	Dil.	Date Analyzed	Date Extracted	Q
4,4'-DDD	1.9	U	1.9	0.97	1	06/22/21 15:31	6/16/21	
4,4'-DDE	1.9	U	1.9	0.97	1	06/22/21 15:31	6/16/21	
4,4'-DDT	1.9	U	1.9	0.97	1	06/22/21 15:31	6/16/21	
Aldrin	1.9	U	1.9	0.97	1	06/22/21 15:31	6/16/21	
Dieldrin	1.9	U	1.9	0.97	1	06/22/21 15:31	6/16/21	
Endosulfan I	1.9	U	1.9	0.97	1	06/22/21 15:31	6/16/21	
Endosulfan II	1.9	U	1.9	0.97	1	06/22/21 15:31	6/16/21	
Endosulfan Sulfate	1.9	U	1.9	0.97	1	06/22/21 15:31	6/16/21	
Endrin	1.9	U	1.9	0.97	1	06/22/21 15:31	6/16/21	
Heptachlor	1.9	U	1.9	0.97	1	06/22/21 15:31	6/16/21	
alpha-BHC	1.9	U	1.9	0.97	1	06/22/21 15:31	6/16/21	
alpha-Chlordane	1.9	U	1.9	0.97	1	06/22/21 15:31	6/16/21	
beta-BHC	1.9	U	1.9	0.97	1	06/22/21 15:31	6/16/21	
delta-BHC	**1.2**	**J**	1.9	0.97	1	06/22/21 15:31	6/16/21	
Lindane	1.9	U	1.9	0.97	1	06/22/21 15:31	6/16/21	

Surrogate Name	% Rec	Control Limits	Date Analyzed	Q
Decachlorobiphenyl	61	10 - 145	06/22/21 15:31	
Tetrachloro-m-xylene	64	10 - 123	06/22/21 15:31	

1st AF 06/23/21
2nd DM 06/23/21

Quantitation Report (Qedit)

Data Path : I:\ACQUDATA\7890m\DATA\062221\
Data File : AZ8642.D
Signal(s) : Signal #1: ECD1A.ch Signal #2: ECD2B.ch
Acq On : 22 Jun 2021 2:51 pm
Operator : AFelser
Sample : R2105887-005
Misc : 8081
ALS Vial : 7 Sample Multiplier: 1

Integration File signal 1: EVENTS.E
Integration File signal 2: EVENTS2.E
Quant Time: Jun 23 08:42:23 2021
Quant Method : I:\ACQUDATA\7890m\Methods\8081-060921.M
Quant Title : 608.3/8081B PESTICIDES
QLast Update : Wed Jun 23 08:41:58 2021
Response via : Initial Calibration
Integrator: ChemStation

Volume Inj. : 1uL
Signal #1 Phase : STx-CLP Signal #2 Phase: STx-CLPII
Signal #1 Info : 0.32mm 30m Signal #2 Info : 0.32mm 30m

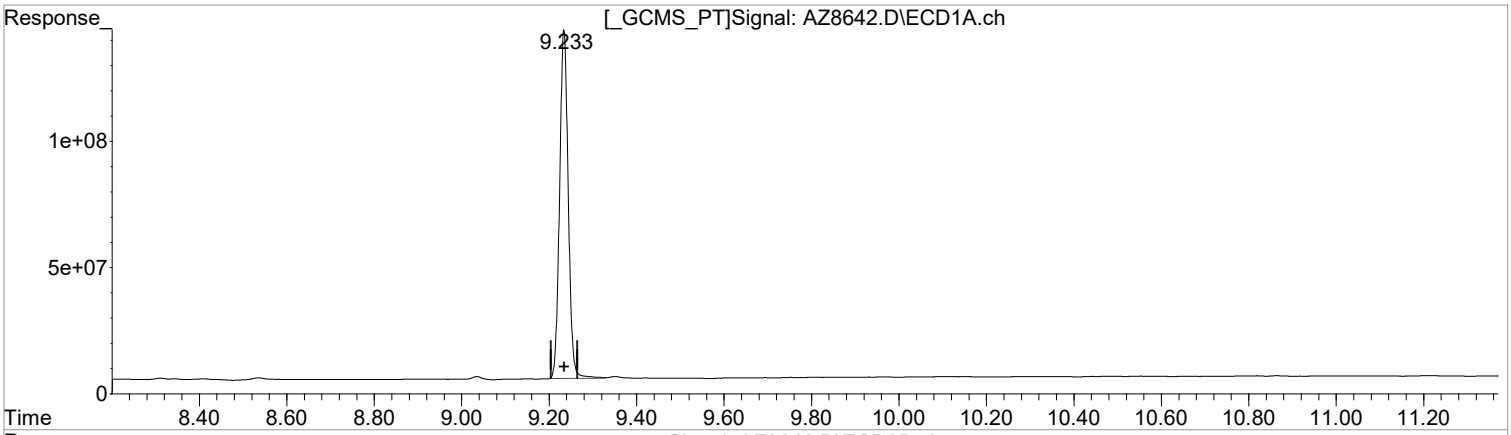

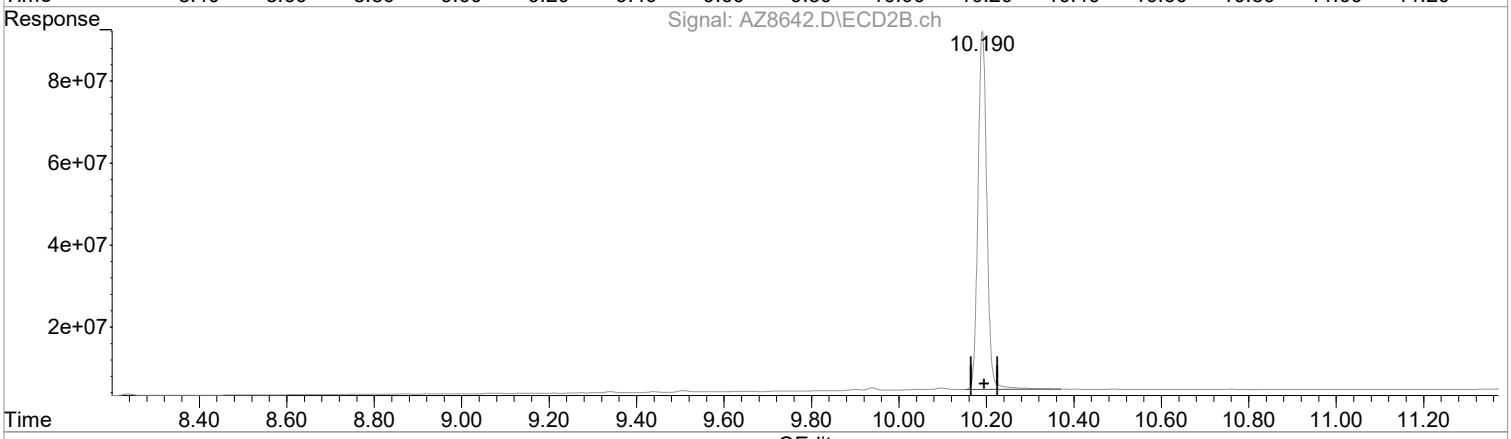

(23) SURR2,Decachlorobiphenyl (S)
9.234min 38.887 ug/l
response 1897942901

(23) SURR2,Decachlorobiphenyl #2 (S)
10.190min 40.731 ug/l m
response 1228850421

Manual Integration:
After
Poor integration.
06/23/21

(+) = Expected Retention Time

1st AF 06/23/21
2nd DM 06/23/21

Quantitation Report (Qedit)

Data Path : I:\ACQUDATA\7890m\DATA\062221\
Data File : AZ8642.D
Signal(s) : Signal #1: ECD1A.ch Signal #2: ECD2B.ch
Acq On : 22 Jun 2021 2:51 pm
Operator : AFelser
Sample : R2105887-005
Misc : 8081
ALS Vial : 7 Sample Multiplier: 1

Integration File signal 1: EVENTS.E
Integration File signal 2: EVENTS2.E
Quant Time: Jun 23 08:42:23 2021
Quant Method : I:\ACQUDATA\7890m\Methods\8081-060921.M
Quant Title : 608.3/8081B PESTICIDES
QLast Update : Wed Jun 23 08:41:58 2021
Response via : Initial Calibration
Integrator: ChemStation

Volume Inj. : 1uL
Signal #1 Phase : STx-CLP Signal #2 Phase: STx-CLPII
Signal #1 Info : 0.32mm 30m Signal #2 Info : 0.32mm 30m

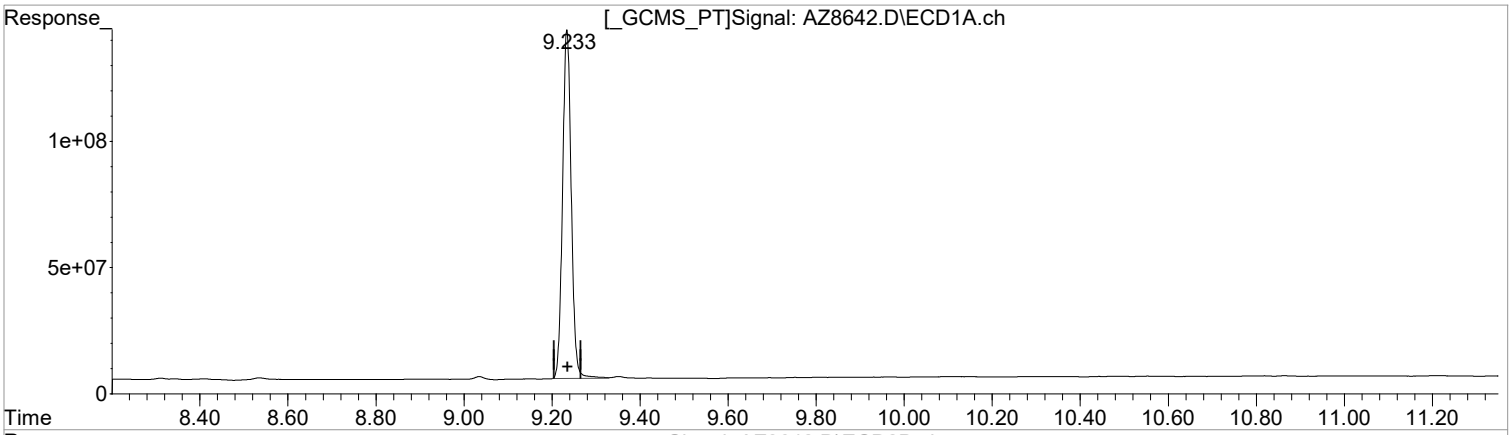

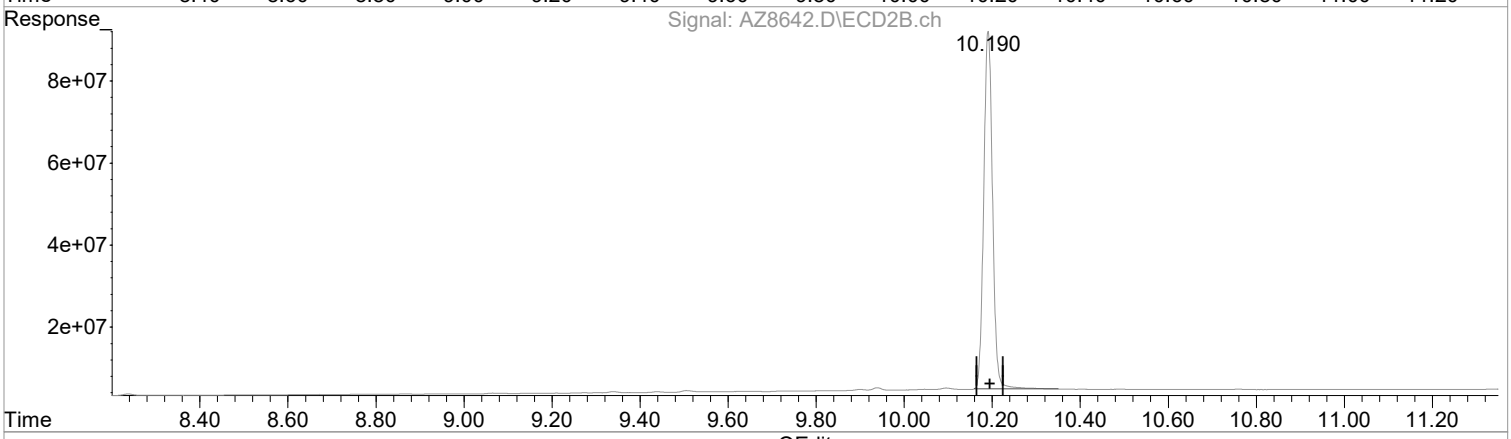

(23) SURR2,Decachlorobiphenyl (S)
9.234min 38.887 ug/l
response 1897942901

Manual Integration:
Before
06/23/21

(23) SURR2,Decachlorobiphenyl #2 (S)
10.191min 40.155 ug/l
response 1211462914

(+) = Expected Retention Time

1st AF 06/23/21
2nd DM 06/23/21

Quantitation Report (QT Reviewed)

Data Path : I:\ACQUDATA\7890m\DATA\062221\
Data File : AZ8642.D
Signal(s) : Signal #1: ECD1A.ch Signal #2: ECD2B.ch
Acq On : 22 Jun 2021 2:51 pm
Operator : AFelser
Sample : R2105887-005
Misc : 8081
ALS Vial : 7 Sample Multiplier: 1

Integration File signal 1: EVENTS.E
Integration File signal 2: EVENTS2.E
Quant Time: Jun 23 08:42:23 2021
Quant Method : I:\ACQUDATA\7890m\Methods\8081-060921.M
Quant Title : 608.3/8081B PESTICIDES
QLast Update : Wed Jun 23 08:41:58 2021
Response via : Initial Calibration
Integrator: ChemStation

Volume Inj. : 1uL
Signal #1 Phase : STx-CLP Signal #2 Phase: STx-CLPII
Signal #1 Info : 0.32mm 30m Signal #2 Info : 0.32mm 30m

Compound	RT#1	RT#2	Resp#1	Resp#2	ug/l	ug/l
System Monitoring Compounds						
1) S SURR1,Tet...	2.668	2.983	2103.7E6	1722.5E6	35.241	42.669
Spiked Amount 100.000	Range 30 - 150	Recovery =			35.24%	42.67%
23) S SURR2,Dec...	9.234	10.190	1897.9E6	1228.9E6	38.887	40.731m
Spiked Amount 100.000	Range 30 - 150	Recovery =			38.89%	40.73%
Target Compounds						
Sum Toxaphene			0	0	N.D.	N.D.
Average Toxaphene					0.000	0.000
Sum Chlordane			0	0	N.D.	N.D.
Average Chlordane					0.000	0.000
Sum Dechlorane			0	0	N.D.	N.D.
Average Dechlorane					0.000	0.000

(f)=RT Delta > 1/2 Window (#)=Amounts differ by > 25% (m)=manual int.

Quantitation Report (QT Reviewed)

Data Path : I:\ACQUDATA\7890m\DATA\062221\
Data File : AZ8642.D
Signal(s) : Signal #1: ECD1A.ch Signal #2: ECD2B.ch
Acq On : 22 Jun 2021 2:51 pm
Operator : AFelser
Sample : R2105887-005
Misc : 8081
ALS Vial : 7 Sample Multiplier: 1

Integration File signal 1: EVENTS.E
Integration File signal 2: EVENTS2.E
Quant Time: Jun 23 08:42:23 2021
Quant Method : I:\ACQUDATA\7890m\Methods\8081-060921.M
Quant Title : 608.3/8081B PESTICIDES
QLast Update : Wed Jun 23 08:41:58 2021
Response via : Initial Calibration
Integrator: ChemStation

Volume Inj. : 1uL
Signal #1 Phase : STx-CLP Signal #2 Phase: STx-CLPII
Signal #1 Info : 0.32mm 30m Signal #2 Info : 0.32mm 30m

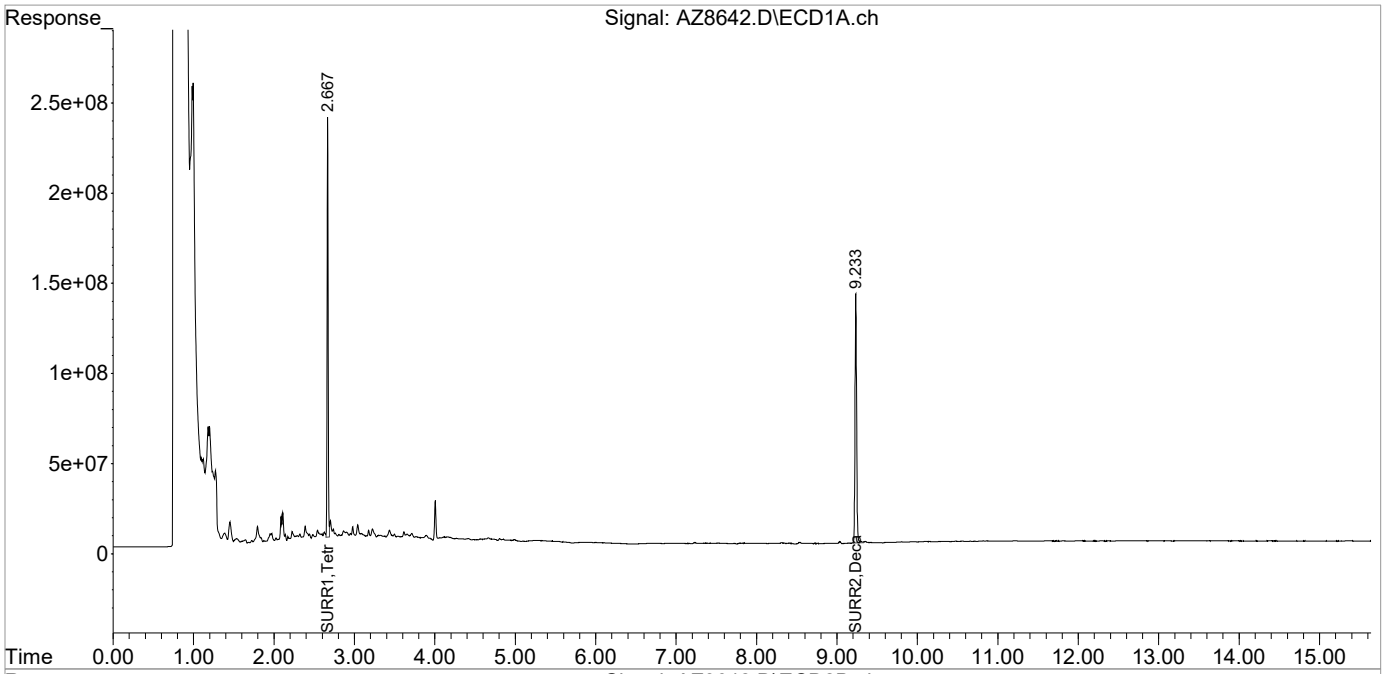

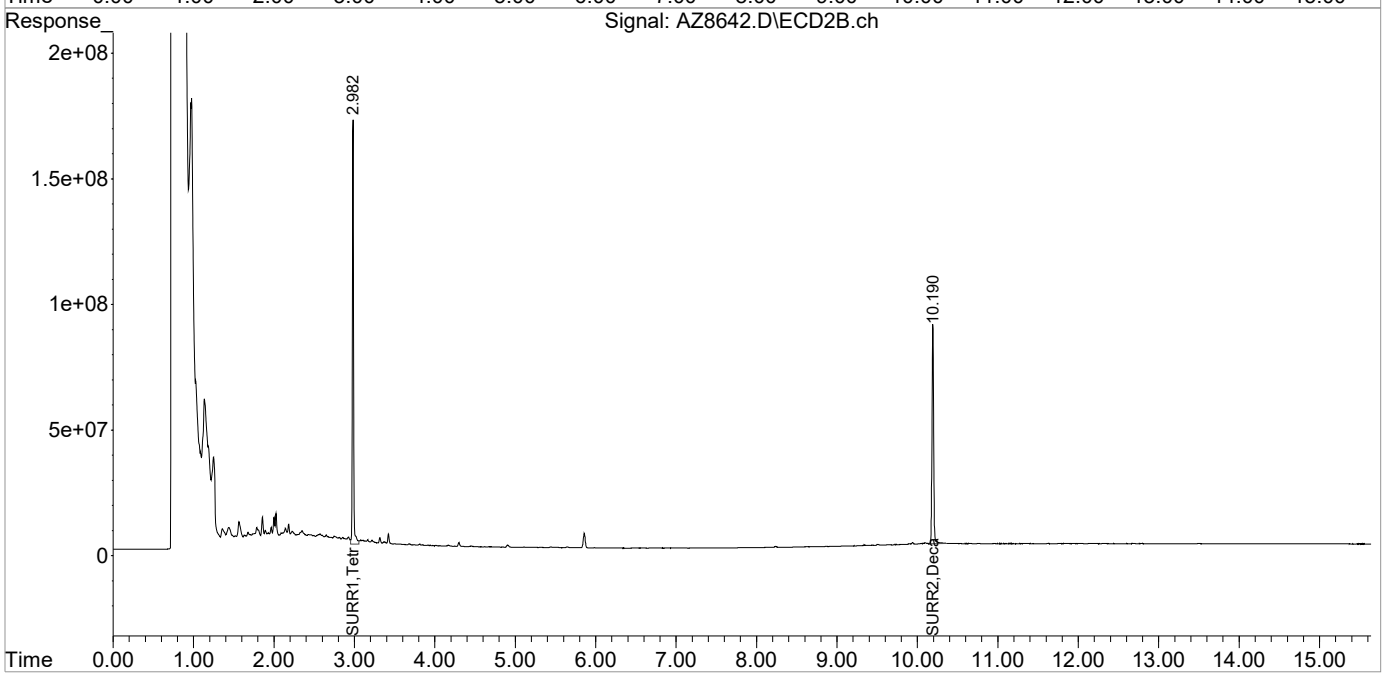

1st AF 06/23/21
2nd DM 06/23/21

Quantitation Report (Qedit)

Data Path : I:\ACQUDATA\7890m\DATA\062221\
Data File : AZ8643.D
Signal(s) : Signal #1: ECD1A.ch Signal #2: ECD2B.ch
Acq On : 22 Jun 2021 3:11 pm
Operator : AFelser
Sample : R2105887-012
Misc : 8081
ALS Vial : 8 Sample Multiplier: 1

Integration File signal 1: EVENTS.E
Integration File signal 2: EVENTS2.E
Quant Time: Jun 23 08:42:26 2021
Quant Method : I:\ACQUDATA\7890m\Methods\8081-060921.M
Quant Title : 608.3/8081B PESTICIDES
QLast Update : Wed Jun 23 08:41:58 2021
Response via : Initial Calibration
Integrator: ChemStation

Volume Inj. : 1uL
Signal #1 Phase : STx-CLP Signal #2 Phase: STx-CLPII
Signal #1 Info : 0.32mm 30m Signal #2 Info : 0.32mm 30m

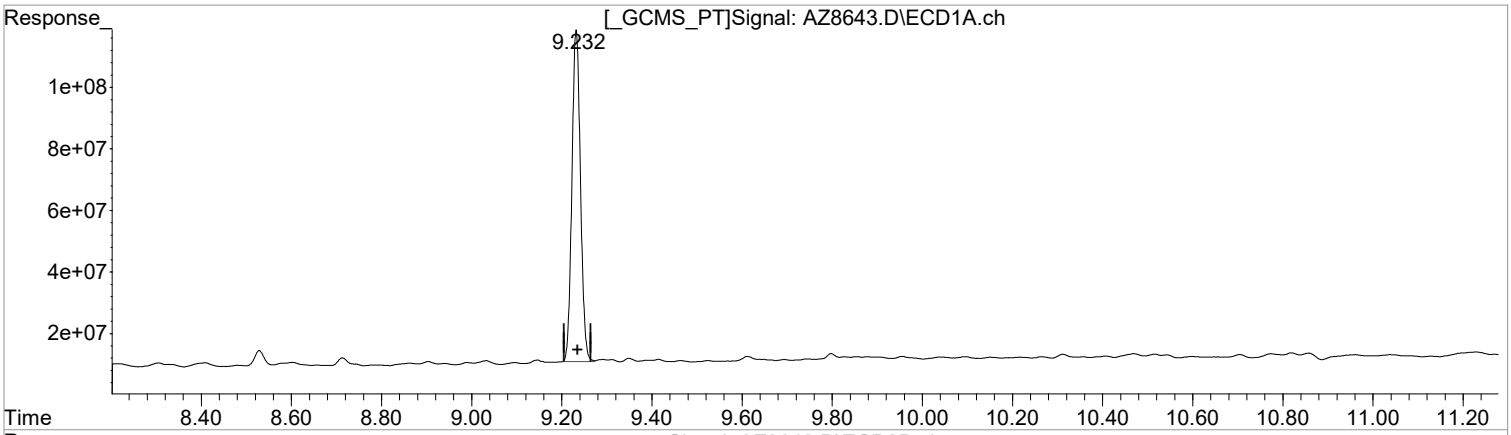

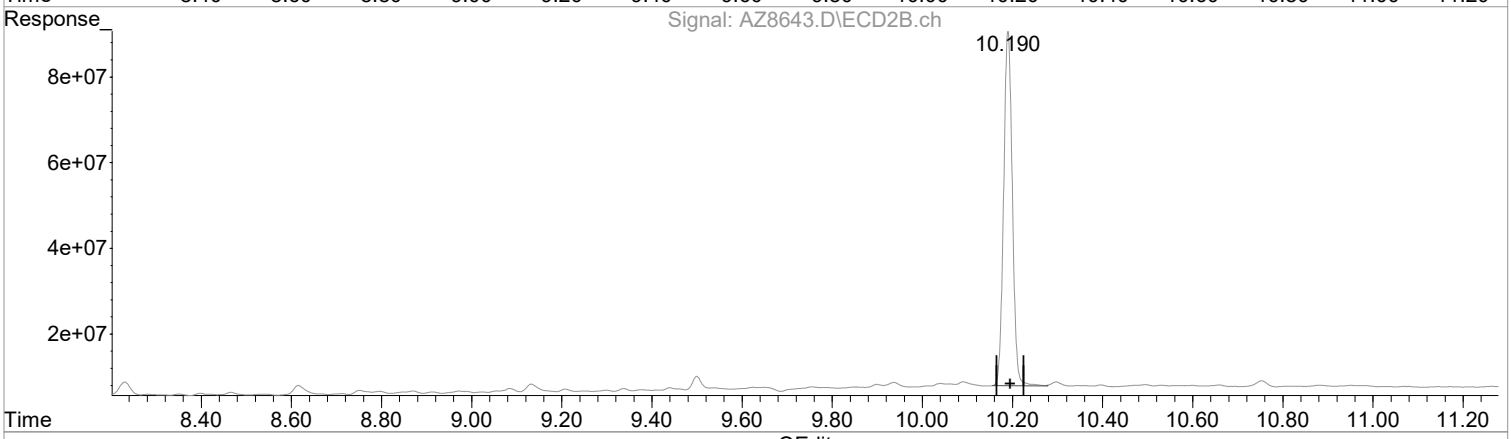

QEdit

(23) SURR2,Decachlorobiphenyl (S)
9.232min 29.072 ug/l
response 1418907079

(23) SURR2,Decachlorobiphenyl #2 (S)
10.190min 36.764 ug/l m
response 1109147605

Manual Integration:
After
Poor integration.
06/23/21

(+) = Expected Retention Time

1st AF 06/23/21
2nd DM 06/23/21

Quantitation Report (Qedit)

Data Path : I:\ACQUDATA\7890m\DATA\062221\
Data File : AZ8643.D
Signal(s) : Signal #1: ECD1A.ch Signal #2: ECD2B.ch
Acq On : 22 Jun 2021 3:11 pm
Operator : AFelser
Sample : R2105887-012
Misc : 8081
ALS Vial : 8 Sample Multiplier: 1

Integration File signal 1: EVENTS.E
Integration File signal 2: EVENTS2.E
Quant Time: Jun 23 08:42:26 2021
Quant Method : I:\ACQUDATA\7890m\Methods\8081-060921.M
Quant Title : 608.3/8081B PESTICIDES
QLast Update : Wed Jun 23 08:41:58 2021
Response via : Initial Calibration
Integrator: ChemStation

Volume Inj. : 1uL
Signal #1 Phase : STx-CLP Signal #2 Phase: STx-CLPII
Signal #1 Info : 0.32mm 30m Signal #2 Info : 0.32mm 30m

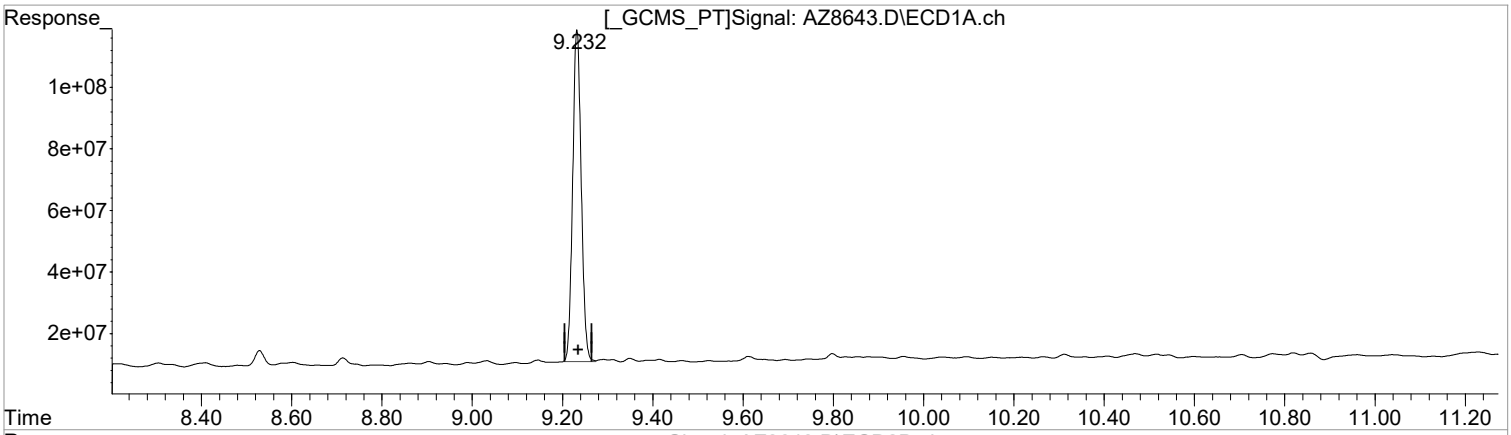

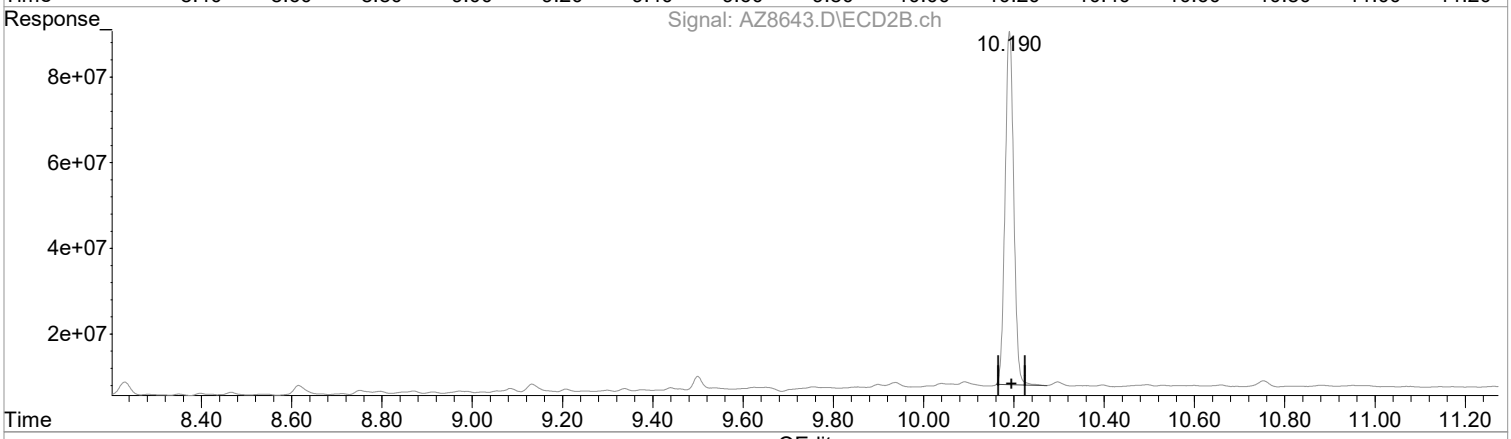

QEdit

(23) SURR2,Decachlorobiphenyl (S)
9.232min 29.072 ug/l
response 1418907079

(23) SURR2,Decachlorobiphenyl #2 (S)
10.190min 36.357 ug/l
response 1096896670

Manual Integration:
Before

06/23/21

(+) = Expected Retention Time

Quantitation Report (QT Reviewed)

Data Path : I:\ACQUDATA\7890m\DATA\062221\
Data File : AZ8643.D
Signal(s) : Signal #1: ECD1A.ch Signal #2: ECD2B.ch
Acq On : 22 Jun 2021 3:11 pm
Operator : AFelser
Sample : R2105887-012
Misc : 8081
ALS Vial : 8 Sample Multiplier: 1

Integration File signal 1: EVENTS.E
Integration File signal 2: EVENTS2.E
Quant Time: Jun 23 08:42:26 2021
Quant Method : I:\ACQUDATA\7890m\Methods\8081-060921.M
Quant Title : 608.3/8081B PESTICIDES
QLast Update : Wed Jun 23 08:41:58 2021
Response via : Initial Calibration
Integrator: ChemStation

Volume Inj. : 1uL
Signal #1 Phase : STx-CLP Signal #2 Phase: STx-CLPII
Signal #1 Info : 0.32mm 30m Signal #2 Info : 0.32mm 30m

Compound	RT#1	RT#2	Resp#1	Resp#2	ug/l	ug/l
System Monitoring Compounds						
1) S SURR1,Tet...	2.667	2.982	1936.7E6	1574.6E6	32.443	39.005
Spiked Amount 100.000 Range 30 - 150 Recovery =					32.44%	39.01%
23) S SURR2,Dec...	9.232	10.190	1418.9E6	1109.1E6	29.072	36.764m#
Spiked Amount 100.000 Range 30 - 150 Recovery =					29.07%#	36.76%
Target Compounds						
Sum Toxaphene			0	0	N.D.	N.D.
Average Toxaphene					0.000	0.000
Sum Chlordane			0	0	N.D.	N.D.
Average Chlordane					0.000	0.000
Sum Dechlorane			0	0	N.D.	N.D.
Average Dechlorane					0.000	0.000

(f)=RT Delta > 1/2 Window (#)=Amounts differ by > 25% (m)=manual int.

Quantitation Report (QT Reviewed)

Data Path : I:\ACQUDATA\7890m\DATA\062221\
Data File : AZ8643.D
Signal(s) : Signal #1: ECD1A.ch Signal #2: ECD2B.ch
Acq On : 22 Jun 2021 3:11 pm
Operator : AFelser
Sample : R2105887-012
Misc : 8081
ALS Vial : 8 Sample Multiplier: 1

Integration File signal 1: EVENTS.E
Integration File signal 2: EVENTS2.E
Quant Time: Jun 23 08:42:26 2021
Quant Method : I:\ACQUDATA\7890m\Methods\8081-060921.M
Quant Title : 608.3/8081B PESTICIDES
QLast Update : Wed Jun 23 08:41:58 2021
Response via : Initial Calibration
Integrator: ChemStation

Volume Inj. : 1uL
Signal #1 Phase : STx-CLP Signal #2 Phase: STx-CLPII
Signal #1 Info : 0.32mm 30m Signal #2 Info : 0.32mm 30m

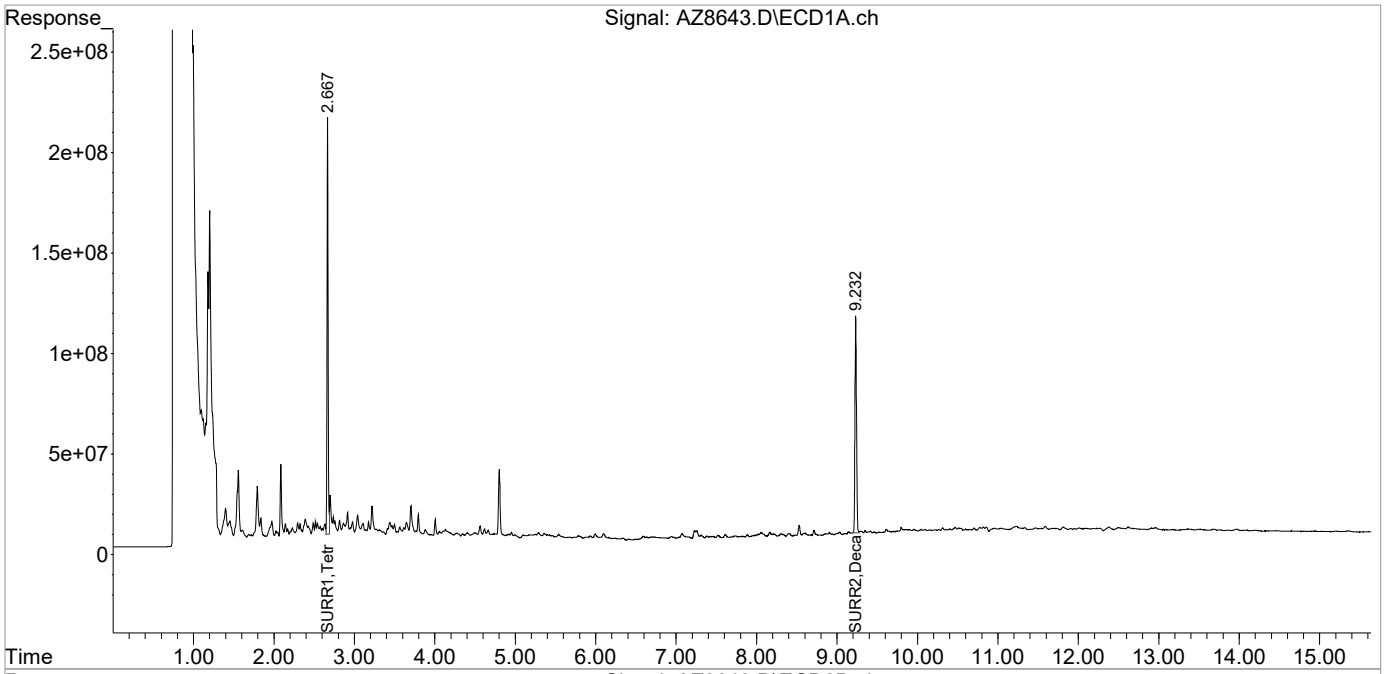

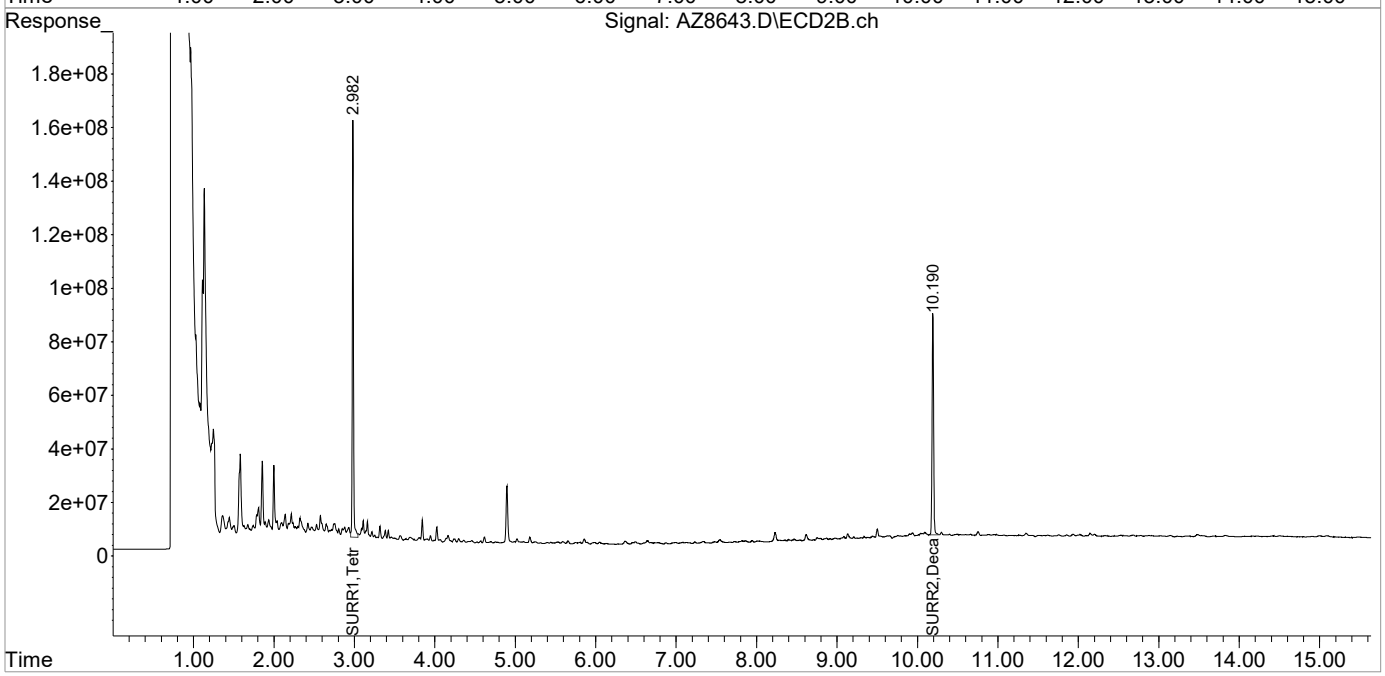

1st AF 06/23/21
2nd DM 06/23/21

Quantitation Report (Qedit)

Data Path : I:\ACQUDATA\7890m\DATA\062221\
Data File : AZ8644.D
Signal(s) : Signal #1: ECD1A.ch Signal #2: ECD2B.ch
Acq On : 22 Jun 2021 3:31 pm
Operator : AFelser
Sample : R2105887-019
Misc : 8081
ALS Vial : 9 Sample Multiplier: 1

Integration File signal 1: EVENTS.E
Integration File signal 2: EVENTS2.E
Quant Time: Jun 23 08:42:29 2021
Quant Method : I:\ACQUDATA\7890m\Methods\8081-060921.M
Quant Title : 608.3/8081B PESTICIDES
QLast Update : Wed Jun 23 08:41:58 2021
Response via : Initial Calibration
Integrator: ChemStation

Volume Inj. : 1uL
Signal #1 Phase : STx-CLP Signal #2 Phase: STx-CLPII
Signal #1 Info : 0.32mm 30m Signal #2 Info : 0.32mm 30m

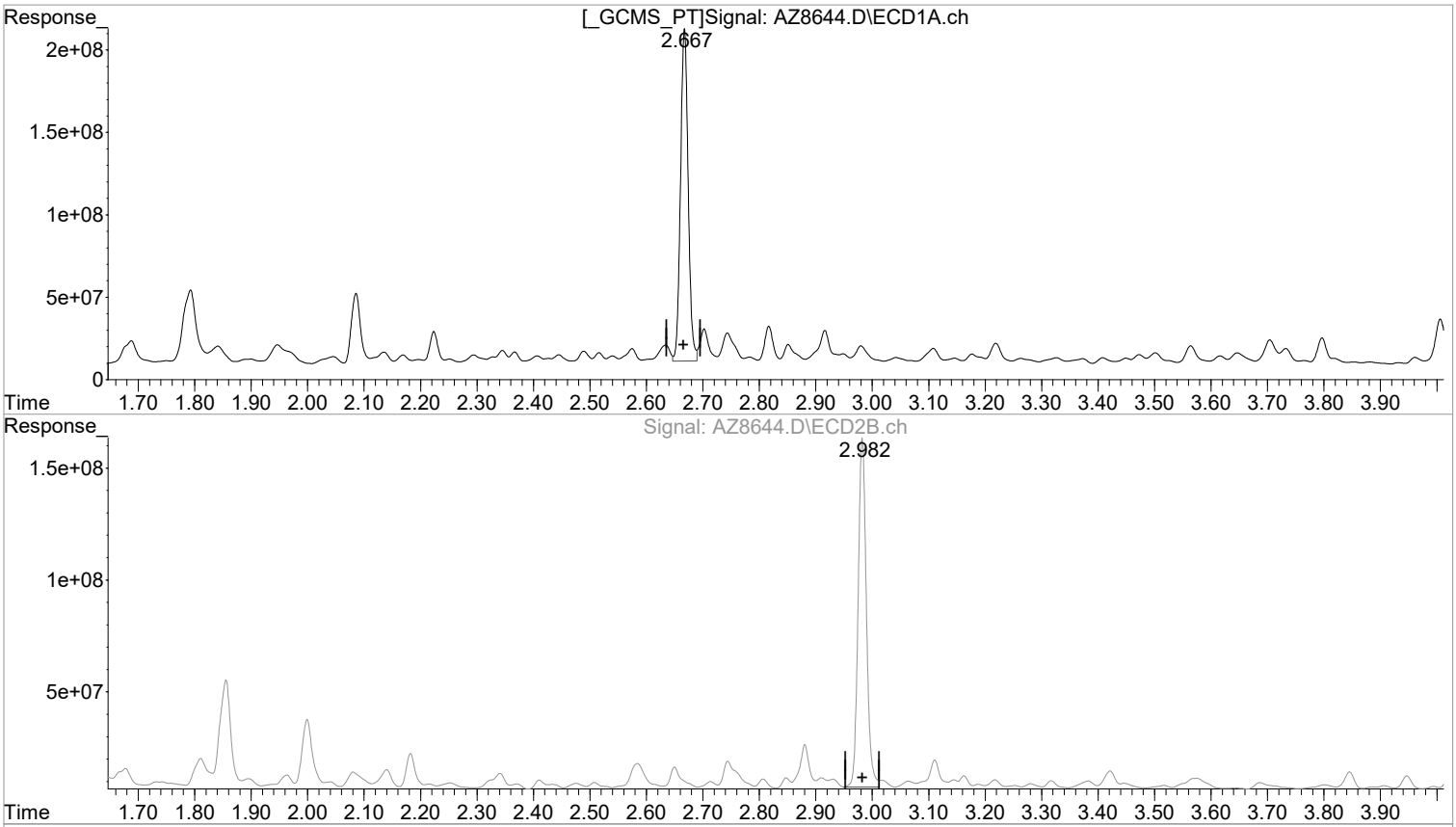

(1) SURR1,Tetrac (S)
2.667min 31.846 ug/l
response 1901051257

(1) SURR1,Tetrac #2 (S)
2.982min 39.214 ug/l m
response 1583076601

Manual Integration:
After
Poor integration.
06/23/21

(+) = Expected Retention Time

1st AF 06/23/21
2nd DM 06/23/21

Quantitation Report (Qedit)

Data Path : I:\ACQUDATA\7890m\DATA\062221\
Data File : AZ8644.D
Signal(s) : Signal #1: ECD1A.ch Signal #2: ECD2B.ch
Acq On : 22 Jun 2021 3:31 pm
Operator : AFelser
Sample : R2105887-019
Misc : 8081
ALS Vial : 9 Sample Multiplier: 1

Integration File signal 1: EVENTS.E
Integration File signal 2: EVENTS2.E
Quant Time: Jun 23 08:42:29 2021
Quant Method : I:\ACQUDATA\7890m\Methods\8081-060921.M
Quant Title : 608.3/8081B PESTICIDES
QLast Update : Wed Jun 23 08:41:58 2021
Response via : Initial Calibration
Integrator: ChemStation

Volume Inj. : 1uL
Signal #1 Phase : STx-CLP Signal #2 Phase: STx-CLPII
Signal #1 Info : 0.32mm 30m Signal #2 Info : 0.32mm 30m

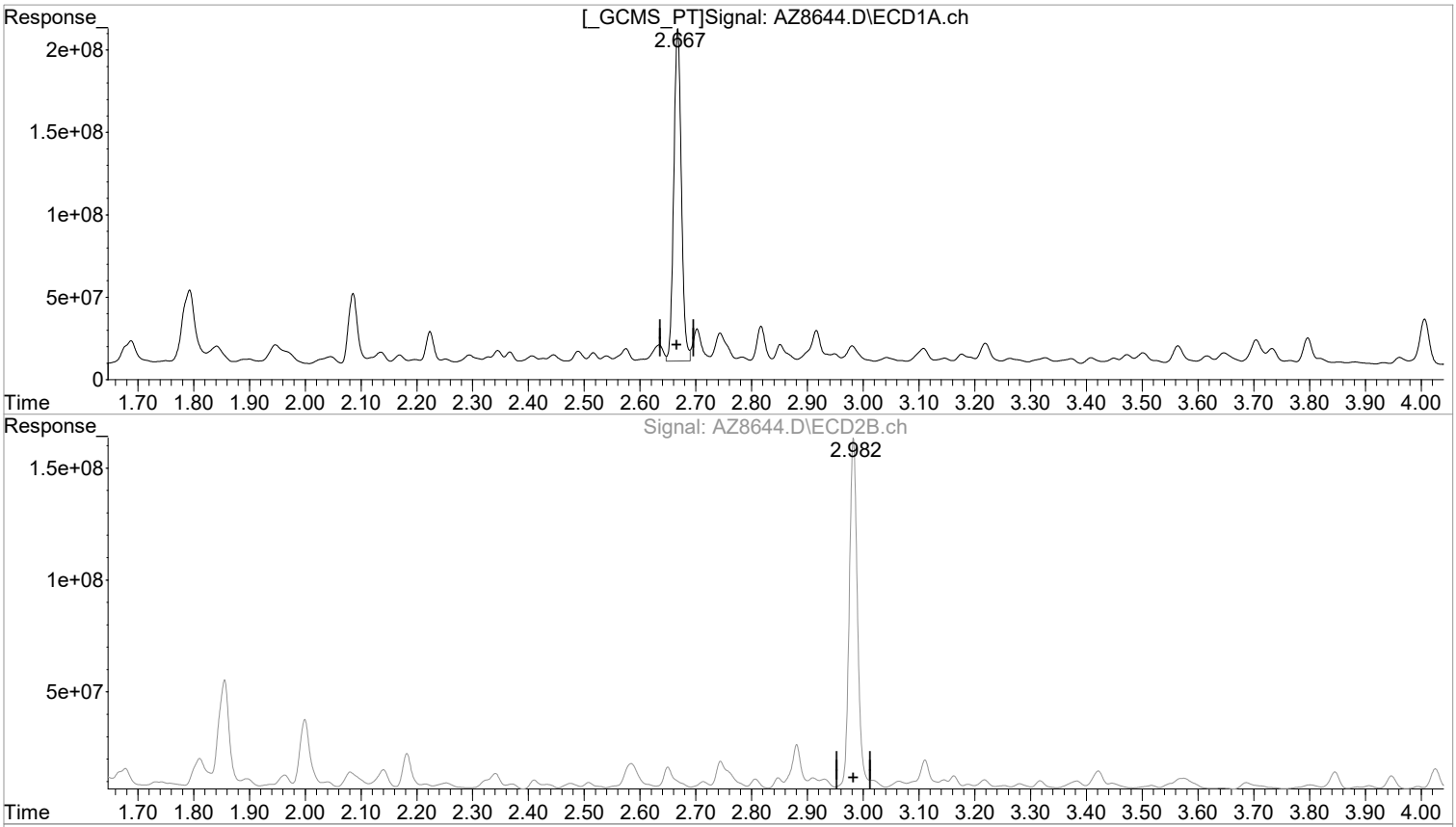

(1) SURR1,Tetrac (S)
2.667min 31.846 ug/l
response 1901051257

(1) SURR1,Tetrac #2 (S)
2.982min 41.118 ug/l
response 1659942016

Manual Integration:
Before

06/23/21

(+) = Expected Retention Time

1st AF 06/23/21
2nd DM 06/23/21

Quantitation Report (Qedit)

Data Path : I:\ACQUDATA\7890m\DATA\062221\
Data File : AZ8644.D
Signal(s) : Signal #1: ECD1A.ch Signal #2: ECD2B.ch
Acq On : 22 Jun 2021 3:31 pm
Operator : AFelser
Sample : R2105887-019
Misc : 8081
ALS Vial : 9 Sample Multiplier: 1

Integration File signal 1: EVENTS.E
Integration File signal 2: EVENTS2.E
Quant Time: Jun 23 08:42:29 2021
Quant Method : I:\ACQUDATA\7890m\Methods\8081-060921.M
Quant Title : 608.3/8081B PESTICIDES
QLast Update : Wed Jun 23 08:41:58 2021
Response via : Initial Calibration
Integrator: ChemStation

Volume Inj. : 1uL
Signal #1 Phase : STx-CLP Signal #2 Phase: STx-CLPII
Signal #1 Info : 0.32mm 30m Signal #2 Info : 0.32mm 30m

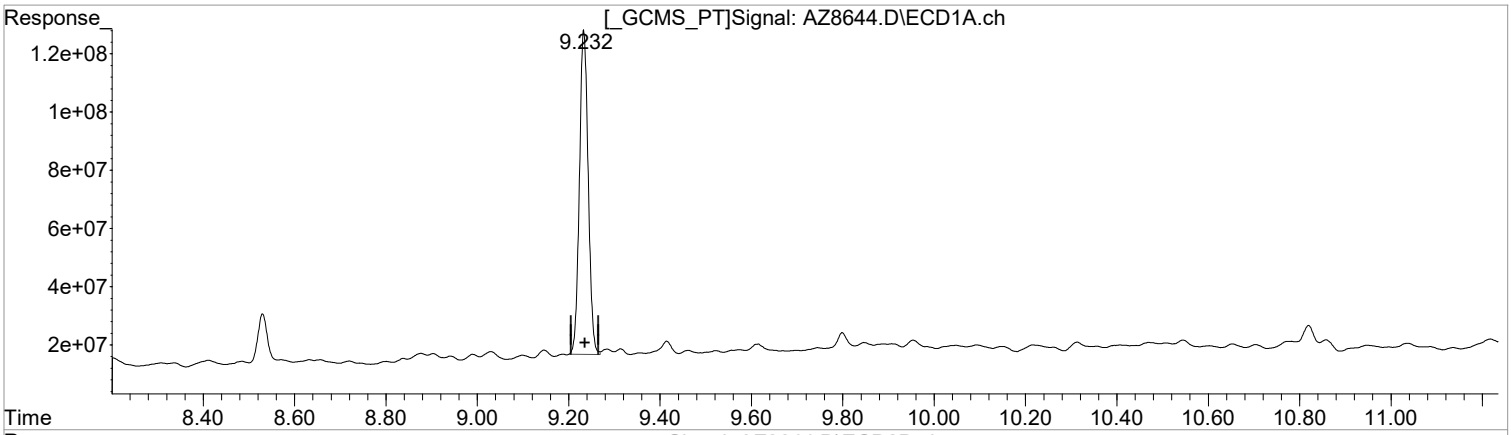

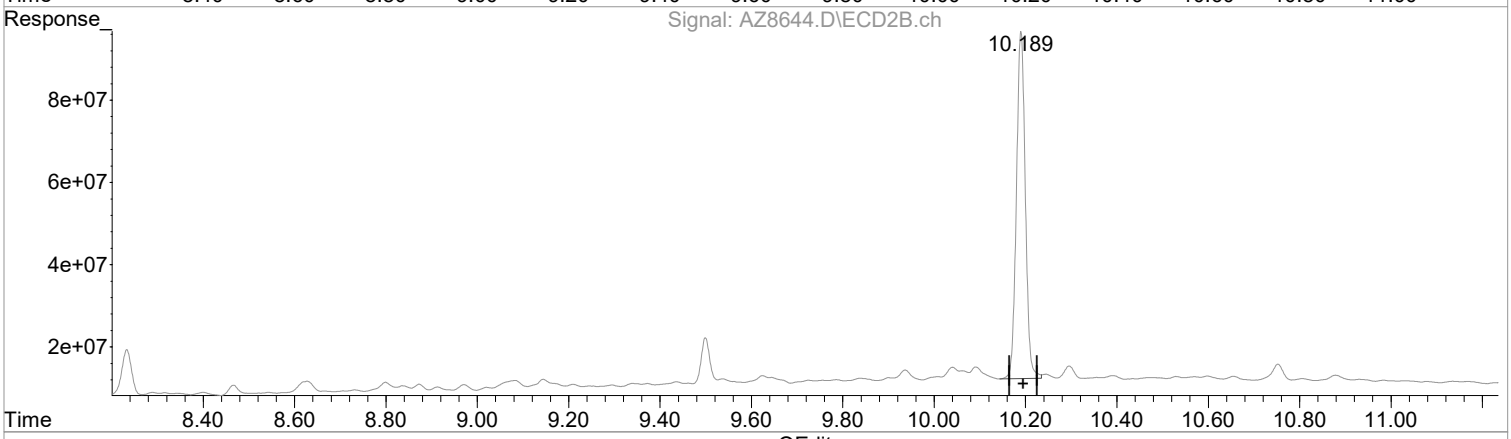

QEdit

(23) SURR2,Decachlorobiphenyl (S)
9.233min 30.472 ug/l
response 1487240634

(23) SURR2,Decachlorobiphenyl #2 (S)
10.189min 37.974 ug/l m
response 1145657524

Manual Integration:
After
Poor integration.
06/23/21

(+) = Expected Retention Time

1st AF 06/23/21
2nd DM 06/23/21

Quantitation Report (Qedit)

Data Path : I:\ACQUDATA\7890m\DATA\062221\
Data File : AZ8644.D
Signal(s) : Signal #1: ECD1A.ch Signal #2: ECD2B.ch
Acq On : 22 Jun 2021 3:31 pm
Operator : AFelser
Sample : R2105887-019
Misc : 8081
ALS Vial : 9 Sample Multiplier: 1

Integration File signal 1: EVENTS.E
Integration File signal 2: EVENTS2.E
Quant Time: Jun 23 08:42:29 2021
Quant Method : I:\ACQUDATA\7890m\Methods\8081-060921.M
Quant Title : 608.3/8081B PESTICIDES
QLast Update : Wed Jun 23 08:41:58 2021
Response via : Initial Calibration
Integrator: ChemStation

Volume Inj. : 1uL
Signal #1 Phase : STx-CLP Signal #2 Phase: STx-CLPII
Signal #1 Info : 0.32mm 30m Signal #2 Info : 0.32mm 30m

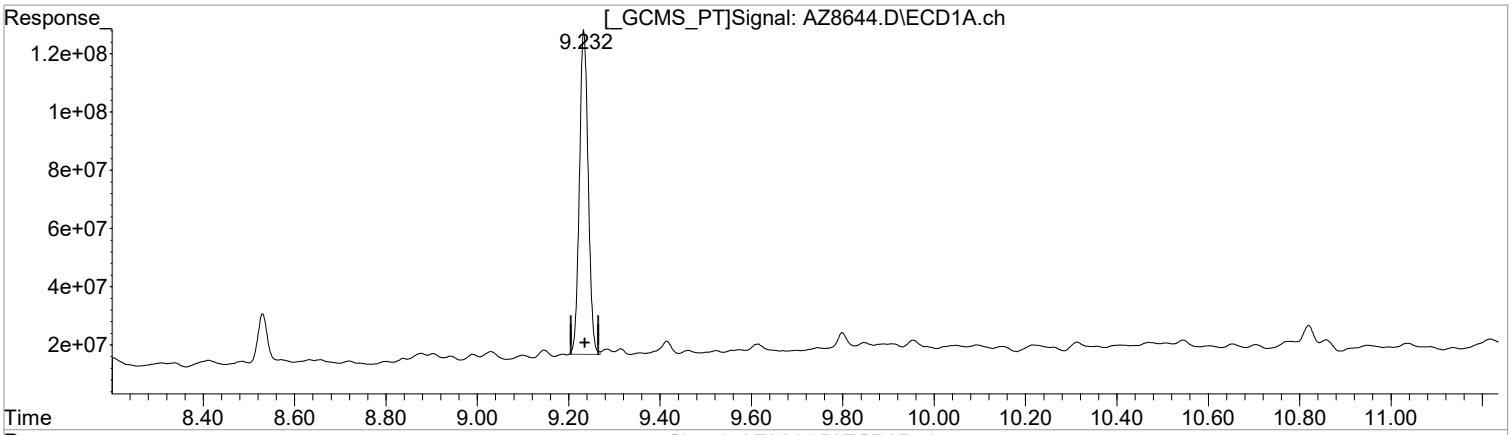

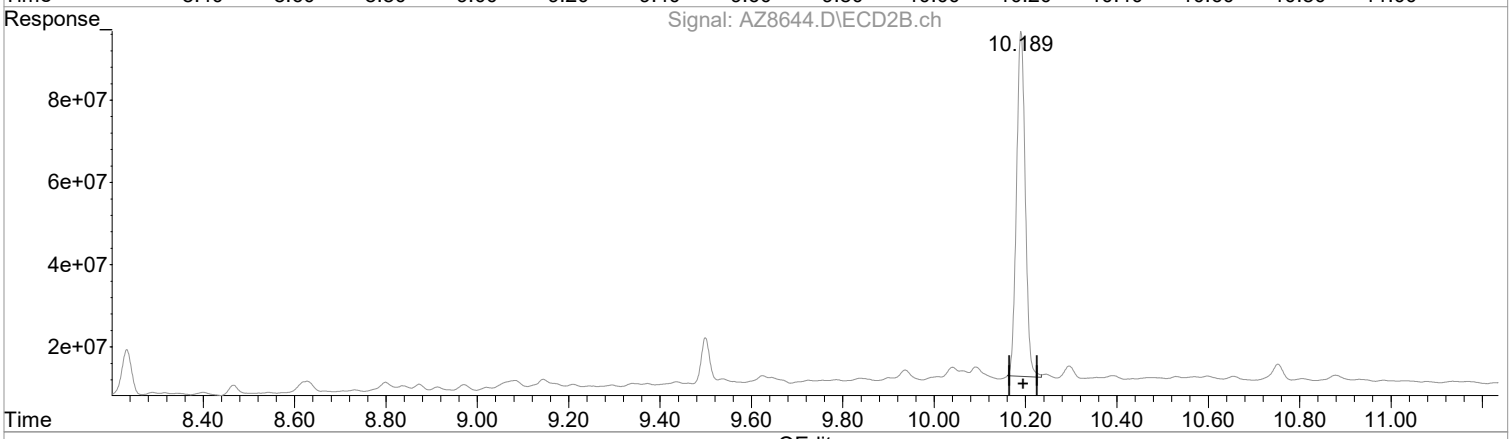

QEdit

(23) SURR2,Decachlorobiphenyl (S)
9.233min 30.472 ug/l
response 1487240634

Manual Integration:
Before
06/23/21

(23) SURR2,Decachlorobiphenyl #2 (S)
10.190min 37.180 ug/l
response 1121723926

(+) = Expected Retention Time

1st AF 06/23/21
2nd DM 06/23/21

Quantitation Report (QT Reviewed)

Data Path : I:\ACQUDATA\7890m\DATA\062221\
Data File : AZ8644.D
Signal(s) : Signal #1: ECD1A.ch Signal #2: ECD2B.ch
Acq On : 22 Jun 2021 3:31 pm
Operator : AFelser
Sample : R2105887-019
Misc : 8081
ALS Vial : 9 Sample Multiplier: 1

Integration File signal 1: EVENTS.E
Integration File signal 2: EVENTS2.E
Quant Time: Jun 23 08:42:29 2021
Quant Method : I:\ACQUDATA\7890m\Methods\8081-060921.M
Quant Title : 608.3/8081B PESTICIDES
QLast Update : Wed Jun 23 08:41:58 2021
Response via : Initial Calibration
Integrator: ChemStation

Volume Inj. : 1uL
Signal #1 Phase : STx-CLP Signal #2 Phase: STx-CLPII
Signal #1 Info : 0.32mm 30m Signal #2 Info : 0.32mm 30m

Compound	RT#1	RT#2	Resp#1	Resp#2	ug/l	ug/l
System Monitoring Compounds						
1) S SURR1,Tet...	2.667	2.982	1901.1E6	1583.1E6	31.846	39.214m
Spiked Amount 100.000 Range 30 - 150 Recovery =					31.85%	39.21%
23) S SURR2,Dec...	9.233	10.189	1487.2E6	1145.7E6	30.472	37.974m
Spiked Amount 100.000 Range 30 - 150 Recovery =					30.47%	37.97%
Target Compounds						
7) tc delta-BHC	3.647	4.364	118.9E6	81224238	1.550	1.578
8) tc Heptachlor E	4.849	5.588f	81041697	56144243	1.246	1.309
Sum Toxaphene			0	0	N.D.	N.D.
Average Toxaphene					0.000	0.000
Sum Chlordane			0	0	N.D.	N.D.
Average Chlordane					0.000	0.000
Sum Dechlorane			0	0	N.D.	N.D.
Average Dechlorane					0.000	0.000

(f)=RT Delta > 1/2 Window (#)=Amounts differ by > 25% (m)=manual int.

Quantitation Report (QT Reviewed)

Data Path : I:\ACQUDATA\7890m\DATA\062221\
Data File : AZ8644.D
Signal(s) : Signal #1: ECD1A.ch Signal #2: ECD2B.ch
Acq On : 22 Jun 2021 3:31 pm
Operator : AFelser
Sample : R2105887-019
Misc : 8081
ALS Vial : 9 Sample Multiplier: 1

Integration File signal 1: EVENTS.E
Integration File signal 2: EVENTS2.E
Quant Time: Jun 23 08:42:29 2021
Quant Method : I:\ACQUDATA\7890m\Methods\8081-060921.M
Quant Title : 608.3/8081B PESTICIDES
QLast Update : Wed Jun 23 08:41:58 2021
Response via : Initial Calibration
Integrator: ChemStation

Volume Inj. : 1uL
Signal #1 Phase : STx-CLP Signal #2 Phase: STx-CLPII
Signal #1 Info : 0.32mm 30m Signal #2 Info : 0.32mm 30m

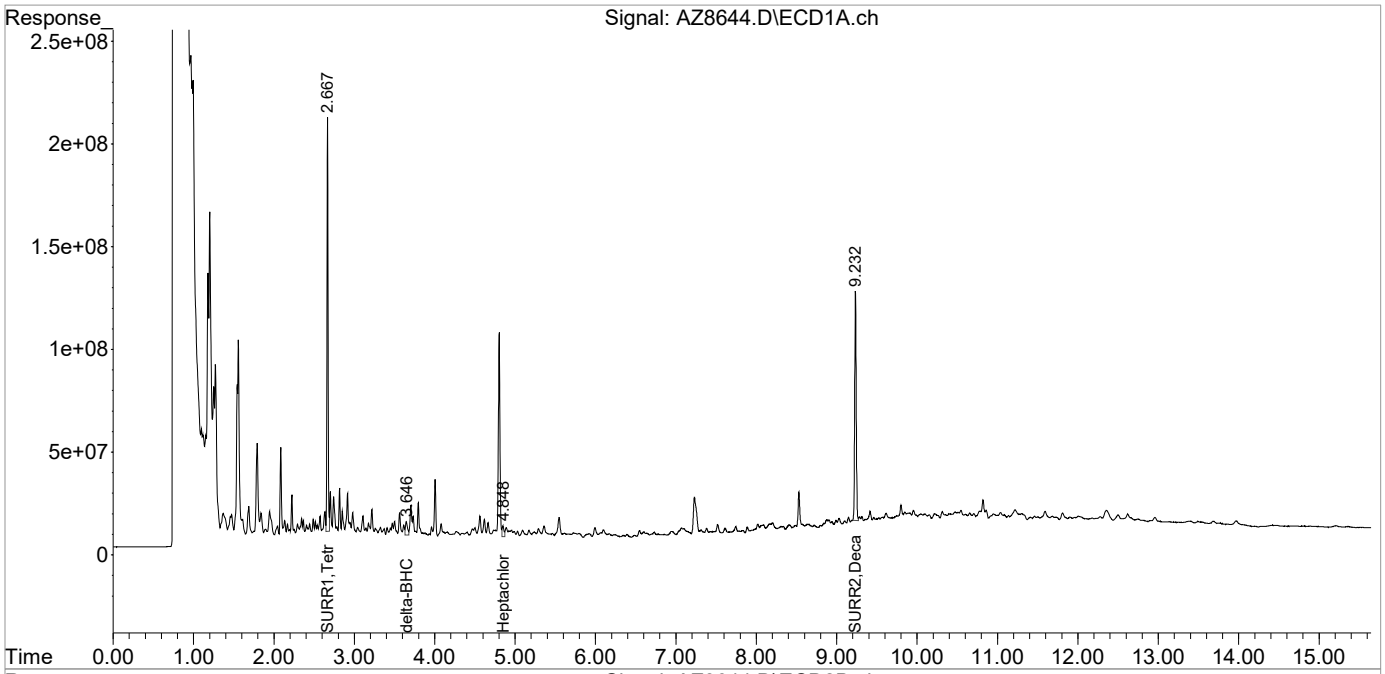

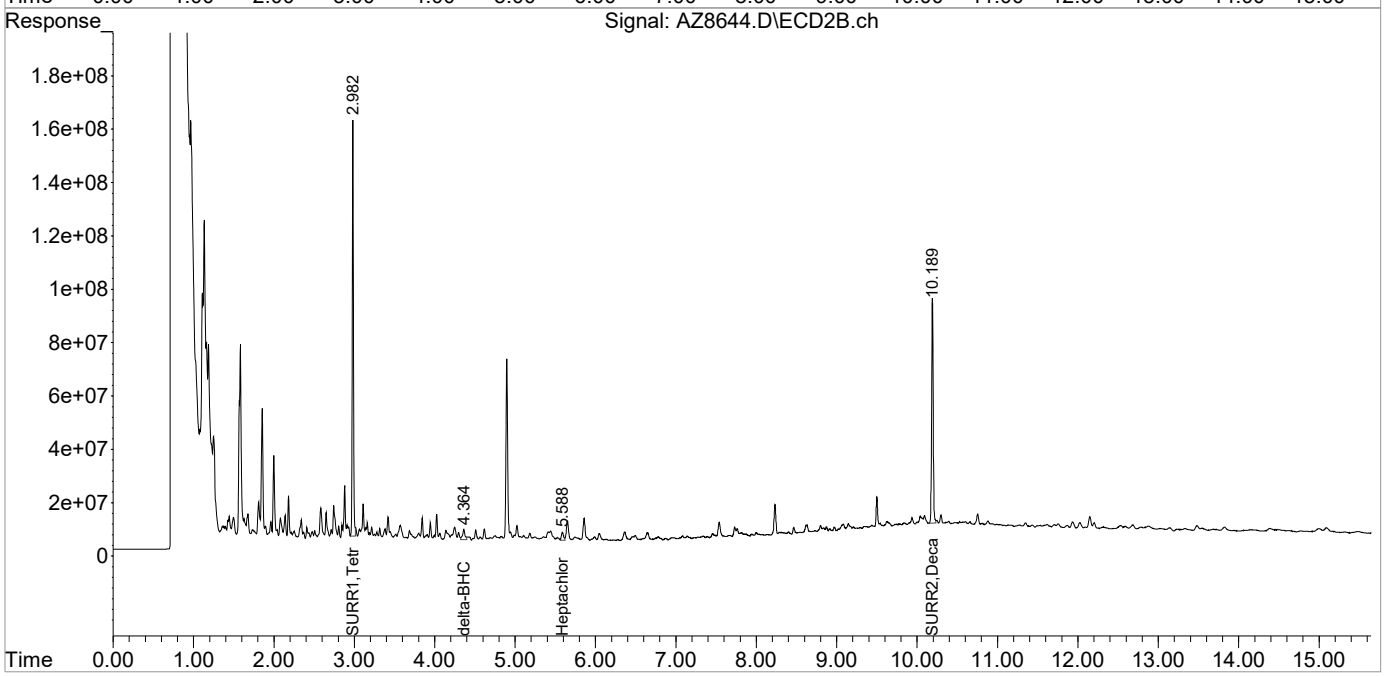

1st AF 06/22/21
2nd DM 06/23/21

Quantitation Report (Qedit)

Data Path : I:\ACQUDATA\7890m\DATA\061821\
Data File : AZ8626.D
Signal(s) : Signal #1: ECD1A.ch Signal #2: ECD2B.ch
Acq On : 19 Jun 2021 1:23 am
Operator : AFelser
Sample : RQ2106851-01
Misc : 381429
ALS Vial : 33 Sample Multiplier: 1

Integration File signal 1: EVENTS.E
Integration File signal 2: EVENTS2.E
Quant Time: Jun 21 13:02:19 2021
Quant Method : I:\ACQUDATA\7890m\Methods\8081-060921.M
Quant Title : 608.3/8081B PESTICIDES
QLast Update : Thu Jun 10 13:58:49 2021
Response via : Initial Calibration
Integrator: ChemStation

Volume Inj. : 1uL
Signal #1 Phase : STx-CLP Signal #2 Phase: STx-CLPII
Signal #1 Info : 0.32mm 30m Signal #2 Info : 0.32mm 30m

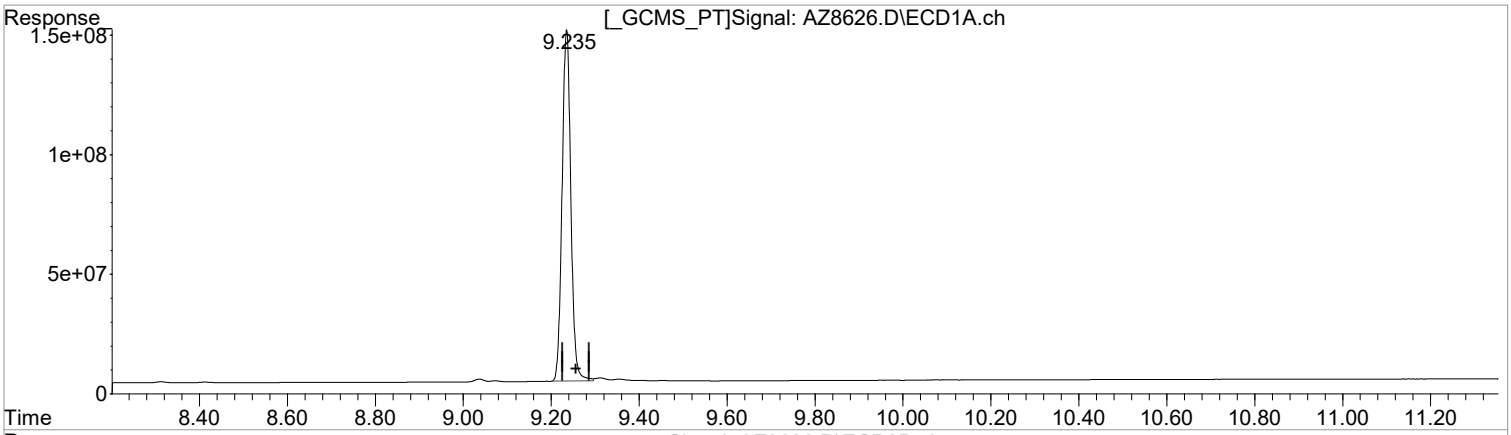

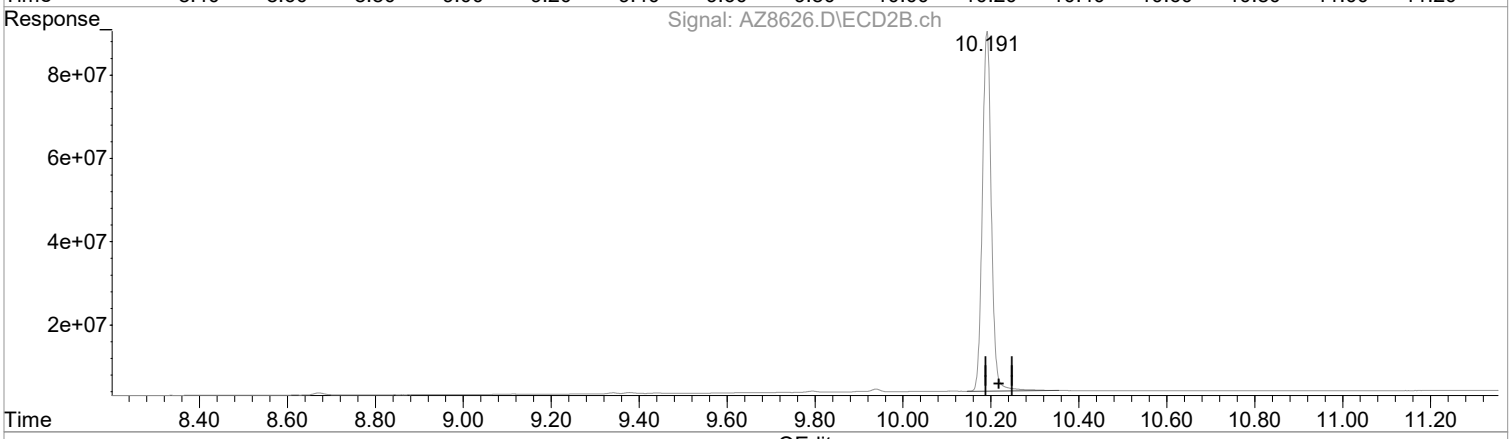

QEdit

(23) SURR2,Decachlorobiphenyl (S)
9.235min 41.688 ug/l
response 2034614195

(23) SURR2,Decachlorobiphenyl #2 (S)
10.191min 40.613 ug/l m
response 1225271840

Manual Integration:
After
Peak not found.
06/21/21

(+) = Expected Retention Time

1st AF 06/22/21
2nd DM 06/23/21

Quantitation Report (Qedit)

Data Path : I:\ACQUDATA\7890m\DATA\061821\
Data File : AZ8626.D
Signal(s) : Signal #1: ECD1A.ch Signal #2: ECD2B.ch
Acq On : 19 Jun 2021 1:23 am
Operator : AFelser
Sample : RQ2106851-01
Misc : 381429
ALS Vial : 33 Sample Multiplier: 1

Integration File signal 1: EVENTS.E
Integration File signal 2: EVENTS2.E
Quant Time: Jun 21 13:02:19 2021
Quant Method : I:\ACQUDATA\7890m\Methods\8081-060921.M
Quant Title : 608.3/8081B PESTICIDES
QLast Update : Thu Jun 10 13:58:49 2021
Response via : Initial Calibration
Integrator: ChemStation

Volume Inj. : 1uL
Signal #1 Phase : STx-CLP Signal #2 Phase: STx-CLPII
Signal #1 Info : 0.32mm 30m Signal #2 Info : 0.32mm 30m

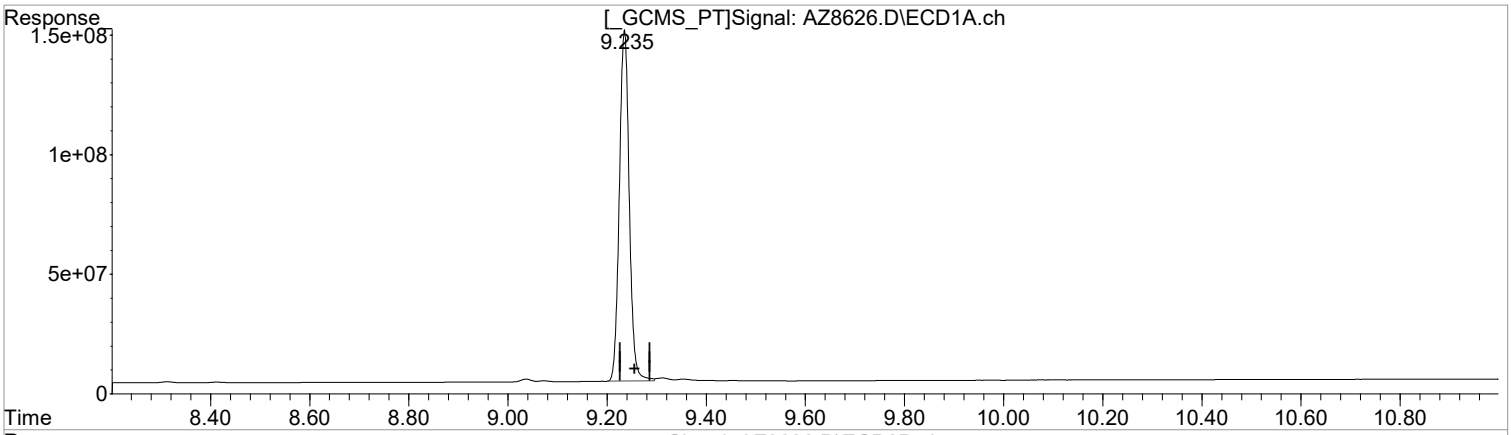

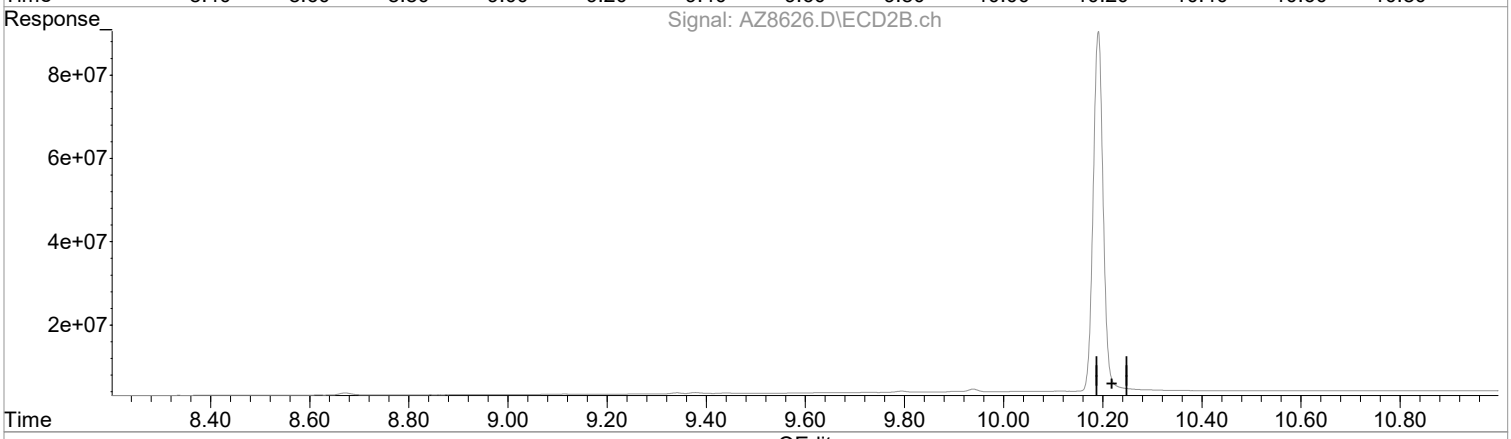

(23) SURR2,Decachlorobiphenyl (S)

9.235min 41.688 ug/l

response 2034614195

Manual Integration:

Before

06/21/21

(23) SURR2,Decachlorobiphenyl #2 (S)

0.000min 0.000 ug/l

response 0

(+) = Expected Retention Time

Quantitation Report (QT Reviewed)

Data Path : I:\ACQUDATA\7890m\DATA\061821\
Data File : AZ8626.D
Signal(s) : Signal #1: ECD1A.ch Signal #2: ECD2B.ch
Acq On : 19 Jun 2021 1:23 am
Operator : AFelser
Sample : RQ2106851-01
Misc : 381429
ALS Vial : 33 Sample Multiplier: 1

Integration File signal 1: EVENTS.E
Integration File signal 2: EVENTS2.E
Quant Time: Jun 21 13:02:19 2021
Quant Method : I:\ACQUDATA\7890m\Methods\8081-060921.M
Quant Title : 608.3/8081B PESTICIDES
QLast Update : Thu Jun 10 13:58:49 2021
Response via : Initial Calibration
Integrator: ChemStation

Volume Inj. : 1uL
Signal #1 Phase : STx-CLP Signal #2 Phase: STx-CLPII
Signal #1 Info : 0.32mm 30m Signal #2 Info : 0.32mm 30m

Compound	RT#1	RT#2	Resp#1	Resp#2	ug/l	ug/l
System Monitoring Compounds						
1) S SURR1,Tet...	2.668	2.983	2300.1E6	1660.2E6	38.531	41.124
Spiked Amount 100.000 Range 30 - 150 Recovery =					38.53%	41.12%
23) S SURR2,Dec...	9.235f	10.191f	2034.6E6	1225.3E6	41.688	40.613m
Spiked Amount 100.000 Range 30 - 150 Recovery =					41.69%	40.61%
Target Compounds						
Sum Toxaphene			0	0	N.D.	N.D.
Average Toxaphene					0.000	0.000
Sum Chlordane			0	0	N.D.	N.D.
Average Chlordane					0.000	0.000
Sum Dechlorane			0	0	N.D.	N.D.
Average Dechlorane					0.000	0.000

(f)=RT Delta > 1/2 Window (#)=Amounts differ by > 25% (m)=manual int.

Quantitation Report (QT Reviewed)

Data Path : I:\ACQUDATA\7890m\DATA\061821\
Data File : AZ8626.D
Signal(s) : Signal #1: ECD1A.ch Signal #2: ECD2B.ch
Acq On : 19 Jun 2021 1:23 am
Operator : AFelser
Sample : RQ2106851-01
Misc : 381429
ALS Vial : 33 Sample Multiplier: 1

Integration File signal 1: EVENTS.E
Integration File signal 2: EVENTS2.E
Quant Time: Jun 21 13:02:19 2021
Quant Method : I:\ACQUDATA\7890m\Methods\8081-060921.M
Quant Title : 608.3/8081B PESTICIDES
QLast Update : Thu Jun 10 13:58:49 2021
Response via : Initial Calibration
Integrator: ChemStation

Volume Inj. : 1uL
Signal #1 Phase : STx-CLP Signal #2 Phase: STx-CLPII
Signal #1 Info : 0.32mm 30m Signal #2 Info : 0.32mm 30m

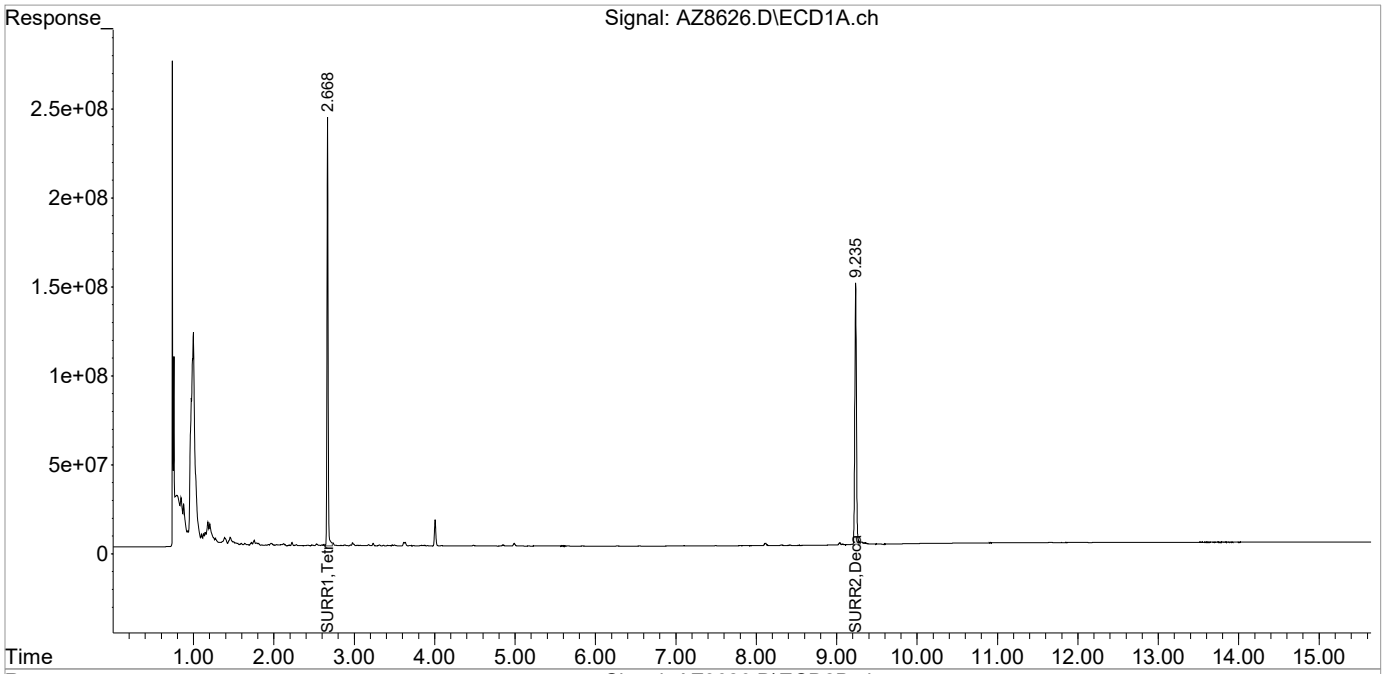

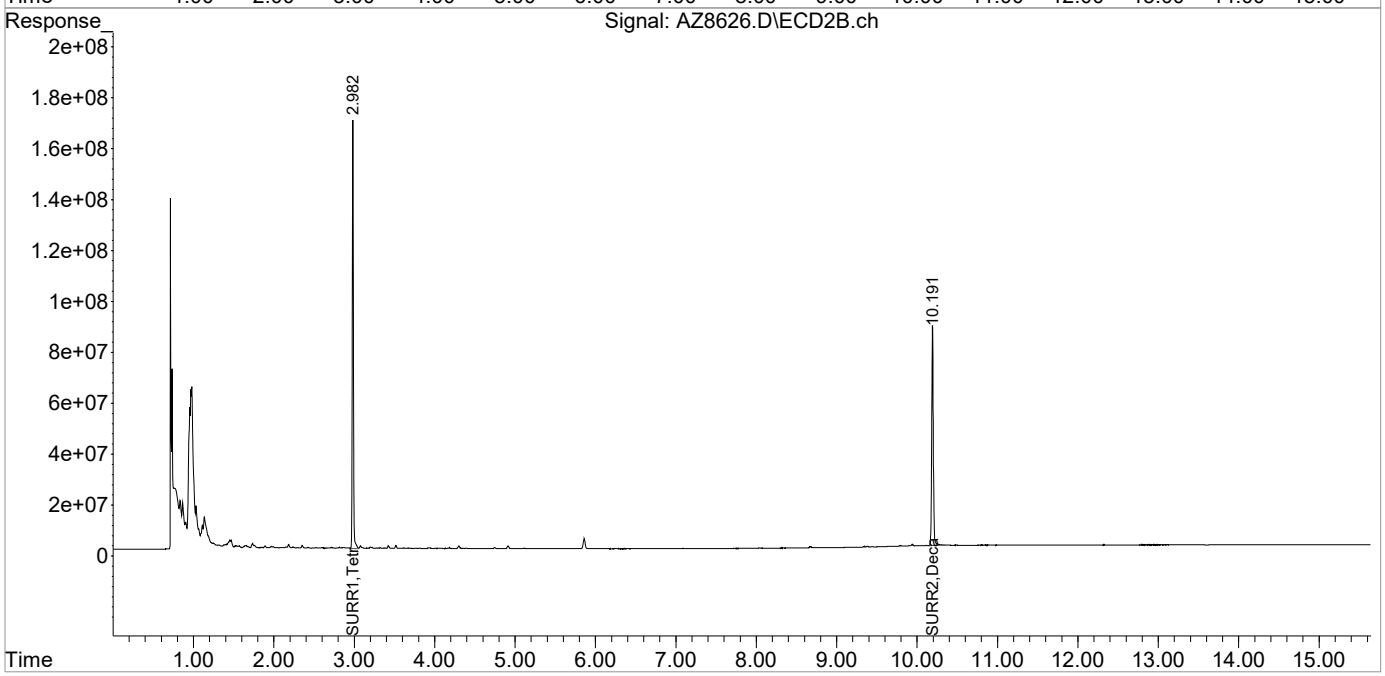

1st AF 06/22/21
2nd DM 06/23/21

Quantitation Report (Qedit)

Data Path : I:\ACQUDATA\7890m\DATA\061821\
Data File : AZ8627.D
Signal(s) : Signal #1: ECD1A.ch Signal #2: ECD2B.ch
Acq On : 19 Jun 2021 1:43 am
Operator : AFelser
Sample : RQ2106851-02
Misc : 381429
ALS Vial : 34 Sample Multiplier: 1

Integration File signal 1: EVENTS.E
Integration File signal 2: EVENTS2.E
Quant Time: Jun 21 13:02:22 2021
Quant Method : I:\ACQUDATA\7890m\Methods\8081-060921.M
Quant Title : 608.3/8081B PESTICIDES
QLast Update : Thu Jun 10 13:58:49 2021
Response via : Initial Calibration
Integrator: ChemStation

Volume Inj. : 1uL
Signal #1 Phase : STx-CLP Signal #2 Phase: STx-CLPII
Signal #1 Info : 0.32mm 30m Signal #2 Info : 0.32mm 30m

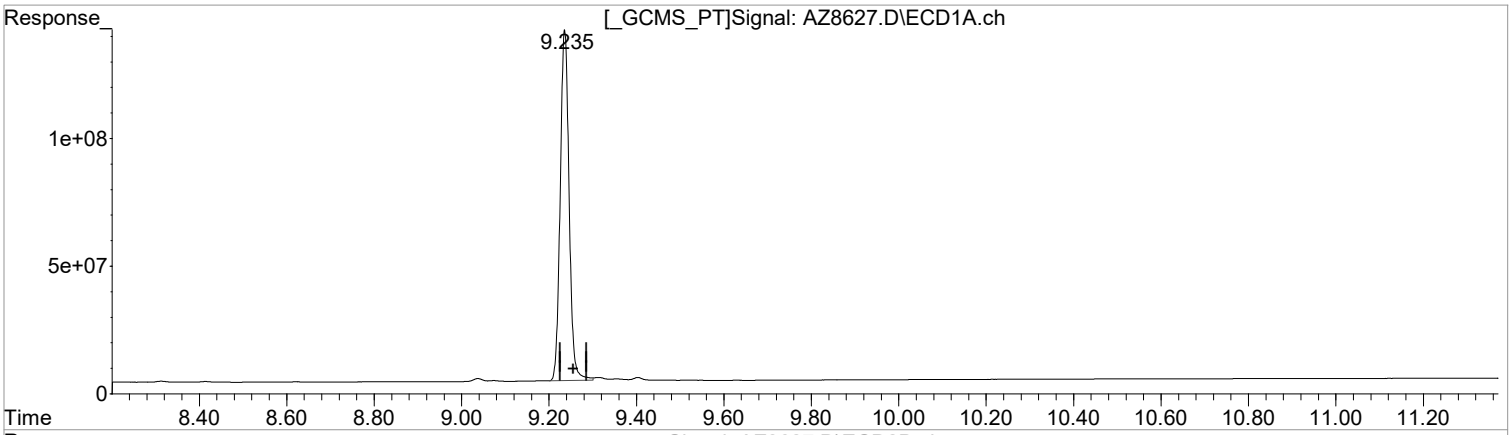

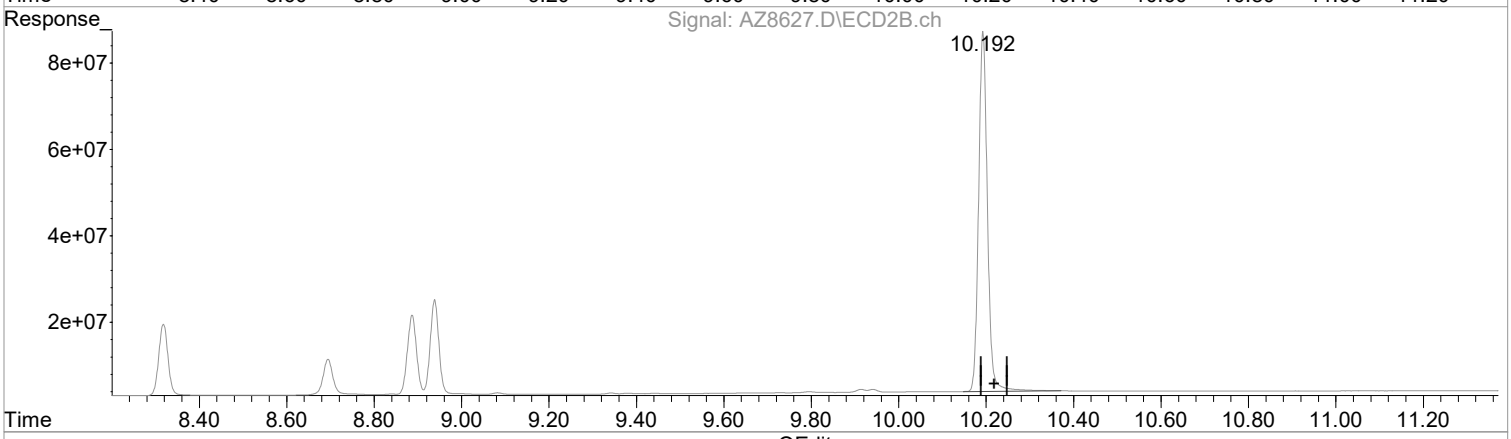

(23) SURR2,Decachlorobiphenyl (S)
9.236min 39.794 ug/l
response 1942183589

(23) SURR2,Decachlorobiphenyl #2 (S)
10.192min 38.765 ug/l m
response 1169519693

Manual Integration:
After
Poor integration.
06/21/21

(+) = Expected Retention Time

1st AF 06/22/21
2nd DM 06/23/21

Quantitation Report (Qedit)

Data Path : I:\ACQUDATA\7890m\DATA\061821\
Data File : AZ8627.D
Signal(s) : Signal #1: ECD1A.ch Signal #2: ECD2B.ch
Acq On : 19 Jun 2021 1:43 am
Operator : AFelser
Sample : RQ2106851-02
Misc : 381429
ALS Vial : 34 Sample Multiplier: 1

Integration File signal 1: EVENTS.E
Integration File signal 2: EVENTS2.E
Quant Time: Jun 21 13:02:22 2021
Quant Method : I:\ACQUDATA\7890m\Methods\8081-060921.M
Quant Title : 608.3/8081B PESTICIDES
QLast Update : Thu Jun 10 13:58:49 2021
Response via : Initial Calibration
Integrator: ChemStation

Volume Inj. : 1uL
Signal #1 Phase : STx-CLP Signal #2 Phase: STx-CLPII
Signal #1 Info : 0.32mm 30m Signal #2 Info : 0.32mm 30m

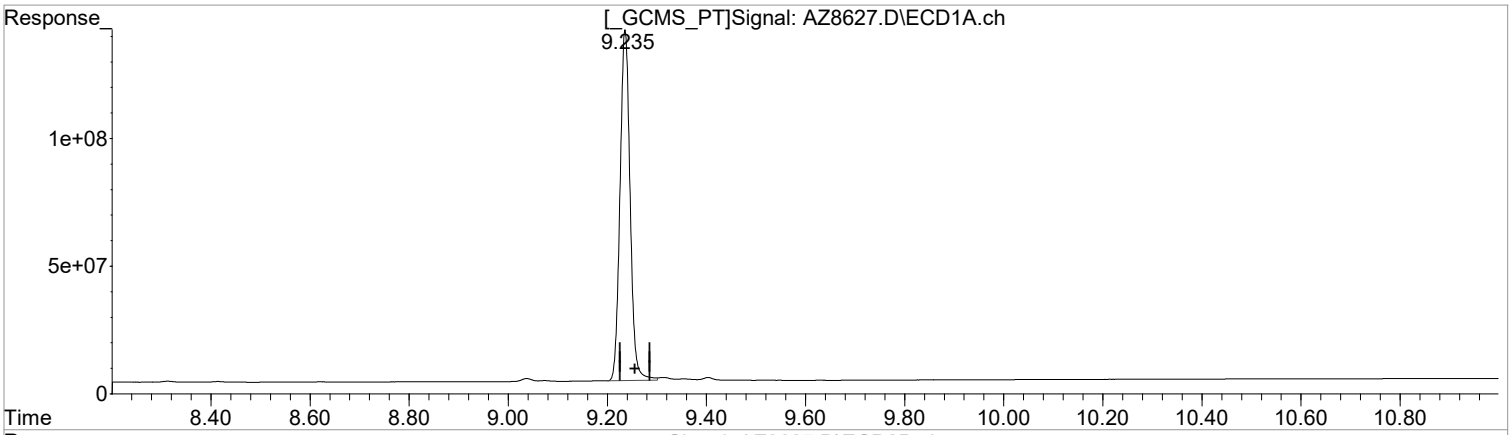

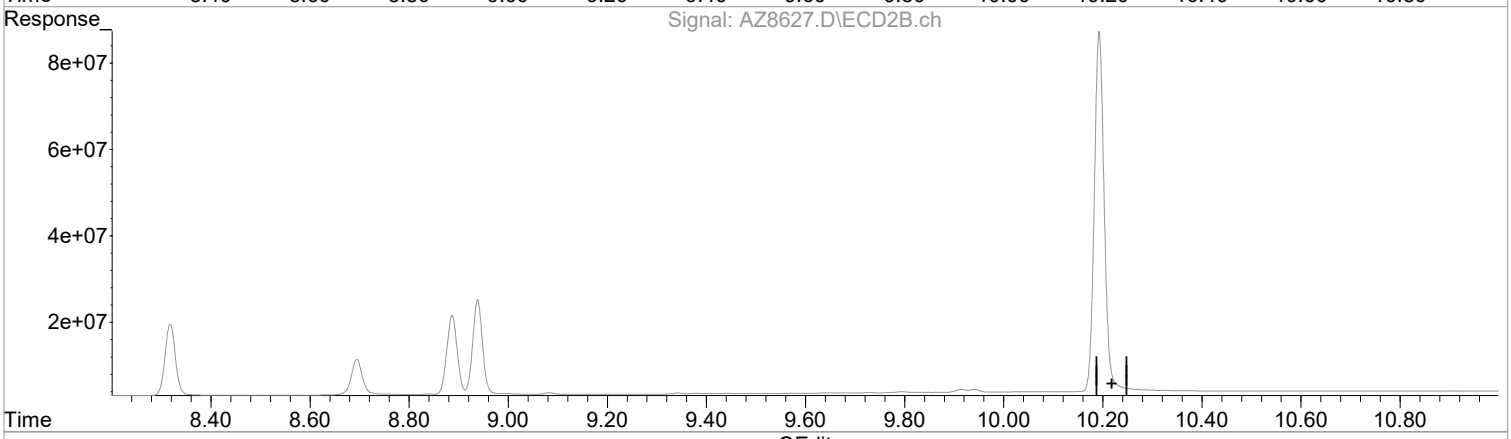

QEdit

(23) SURR2,Decachlorobiphenyl (S)

9.236min 39.794 ug/l

response 1942183589

Manual Integration:

Before

06/21/21

(23) SURR2,Decachlorobiphenyl #2 (S)

0.000min 0.000 ug/l

response 0

(+) = Expected Retention Time

1st AF 06/22/21
2nd DM 06/23/21

Quantitation Report (QT Reviewed)

Data Path : I:\ACQUDATA\7890m\DATA\061821\
Data File : AZ8627.D
Signal(s) : Signal #1: ECD1A.ch Signal #2: ECD2B.ch
Acq On : 19 Jun 2021 1:43 am
Operator : AFelser
Sample : RQ2106851-02
Misc : 381429
ALS Vial : 34 Sample Multiplier: 1

Integration File signal 1: EVENTS.E
Integration File signal 2: EVENTS2.E
Quant Time: Jun 21 13:02:22 2021
Quant Method : I:\ACQUDATA\7890m\Methods\8081-060921.M
Quant Title : 608.3/8081B PESTICIDES
QLast Update : Thu Jun 10 13:58:49 2021
Response via : Initial Calibration
Integrator: ChemStation

Volume Inj. : 1uL
Signal #1 Phase : STx-CLP Signal #2 Phase: STx-CLPII
Signal #1 Info : 0.32mm 30m Signal #2 Info : 0.32mm 30m

	Compound	RT#1	RT#2	Resp#1	Resp#2	ug/l	ug/l
	System Monitoring Compounds						
1) S	SURR1,Tet...	2.667	2.983	2344.1E6	1686.1E6	39.268	41.765
	Spiked Amount 100.000 Range 30 - 150 Recovery = 39.27% 41.77%						
23) S	SURR2,Dec...	9.236f	10.192f	1942.2E6	1169.5E6	39.794	38.765m
	Spiked Amount 100.000 Range 30 - 150 Recovery = 39.79% 38.77%						
	Target Compounds						
2) tc	alpha-BHC	3.119	3.560	682.0E6	468.5E6	7.909	8.105
3) tcm	gamma-BHC (L	3.398	3.934	618.0E6	422.8E6	7.862	8.121
4) tcm	Heptachlor	3.850	4.439	603.9E6	371.7E6	8.141	7.843
5) tcm	Aldrin	4.160f	4.841	552.9E6	374.5E6	7.993	8.038
6) tc	beta-BHC	3.478	4.021	283.5E6	183.3E6	8.230	8.155
7) tc	delta-BHC	3.646	4.360	599.9E6	412.9E6	7.821	8.022
8) tc	Heptachlor E	4.853f	5.612f	538.2E6	352.6E6	8.274	8.224
9) tc	alpha-Endosu	5.346f	6.233f	480.7E6	315.6E6	8.019	7.953
10) tc	gamma-Chlord	5.007f	5.900f	538.1E6	358.0E6	7.885	8.099
11) tc	alpha-Chlord	5.175f	6.140f	514.3E6	341.9E6	8.117	7.985
12) tc	4,4'-DDE	5.294f	6.460f	472.8E6	331.7E6	8.063	7.932
13) tcm	Dieldrin	5.672f	6.713f	526.9E6	354.5E6	8.128	8.075
14) tcm	Endrin	6.014f	7.190f	498.9E6	326.4E6	8.387	8.473
15) tc	beta-Endosul	6.385f	7.504	437.6E6	297.7E6	7.779	7.821
16) tc	4,4'-DDD	6.169f	7.392f	364.3E6	251.2E6	7.581	7.578
17) tcm	4,4'-DDT	6.652f	7.826	413.7E6	264.2E6	7.933	7.820
18) tc	Endrin Aldeh	7.072f	7.967	319.8E6	202.3E6	7.632	7.461
19) tc	Endosulfan S	7.690f	8.318	399.6E6	245.7E6	7.703	7.614
20) tc	Methoxychlor	7.443f	8.695f	214.6E6	135.9E6	8.906	8.604
21) tc	Endrin Keton	8.041f	8.938f	468.4E6	300.2E6	7.820	7.877
22) tc	Mirex	7.523f	8.887f	476.5E6	264.8E6	9.477	9.835
	Sum Toxaphene			0	0	N.D.	N.D.
	Average Toxaphene					0.000	0.000
	Sum Chlordane			0	0	N.D.	N.D.
	Average Chlordane					0.000	0.000
	Sum Dechlorane			0	0	N.D.	N.D.
	Average Dechlorane					0.000	0.000

(f)=RT Delta > 1/2 Window (#)=Amounts differ by > 25% (m)=manual int.

Quantitation Report (QT Reviewed)

Data Path : I:\ACQUDATA\7890m\DATA\061821\
Data File : AZ8627.D
Signal(s) : Signal #1: ECD1A.ch Signal #2: ECD2B.ch
Acq On : 19 Jun 2021 1:43 am
Operator : AFelser
Sample : RQ2106851-02
Misc : 381429
ALS Vial : 34 Sample Multiplier: 1

Integration File signal 1: EVENTS.E
Integration File signal 2: EVENTS2.E
Quant Time: Jun 21 13:02:22 2021
Quant Method : I:\ACQUDATA\7890m\Methods\8081-060921.M
Quant Title : 608.3/8081B PESTICIDES
QLast Update : Thu Jun 10 13:58:49 2021
Response via : Initial Calibration
Integrator: ChemStation

Volume Inj. : 1uL
Signal #1 Phase : STx-CLP Signal #2 Phase: STx-CLPII
Signal #1 Info : 0.32mm 30m Signal #2 Info : 0.32mm 30m

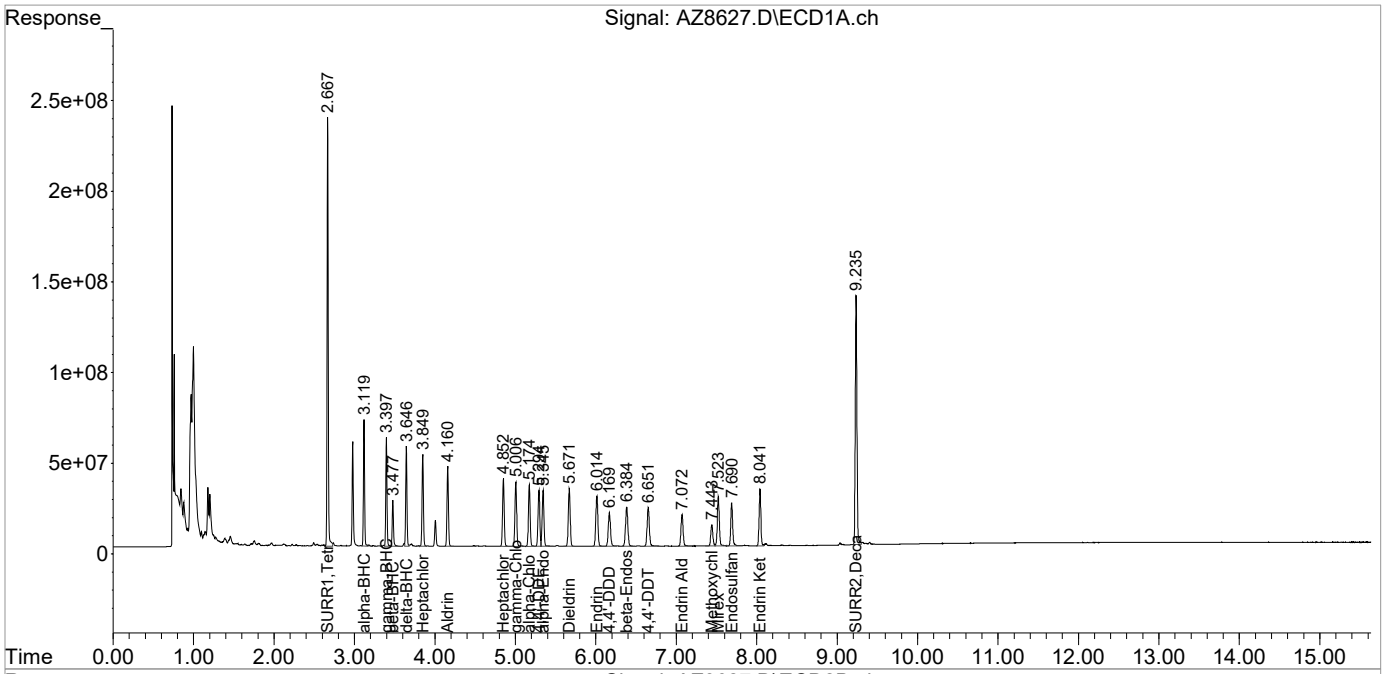

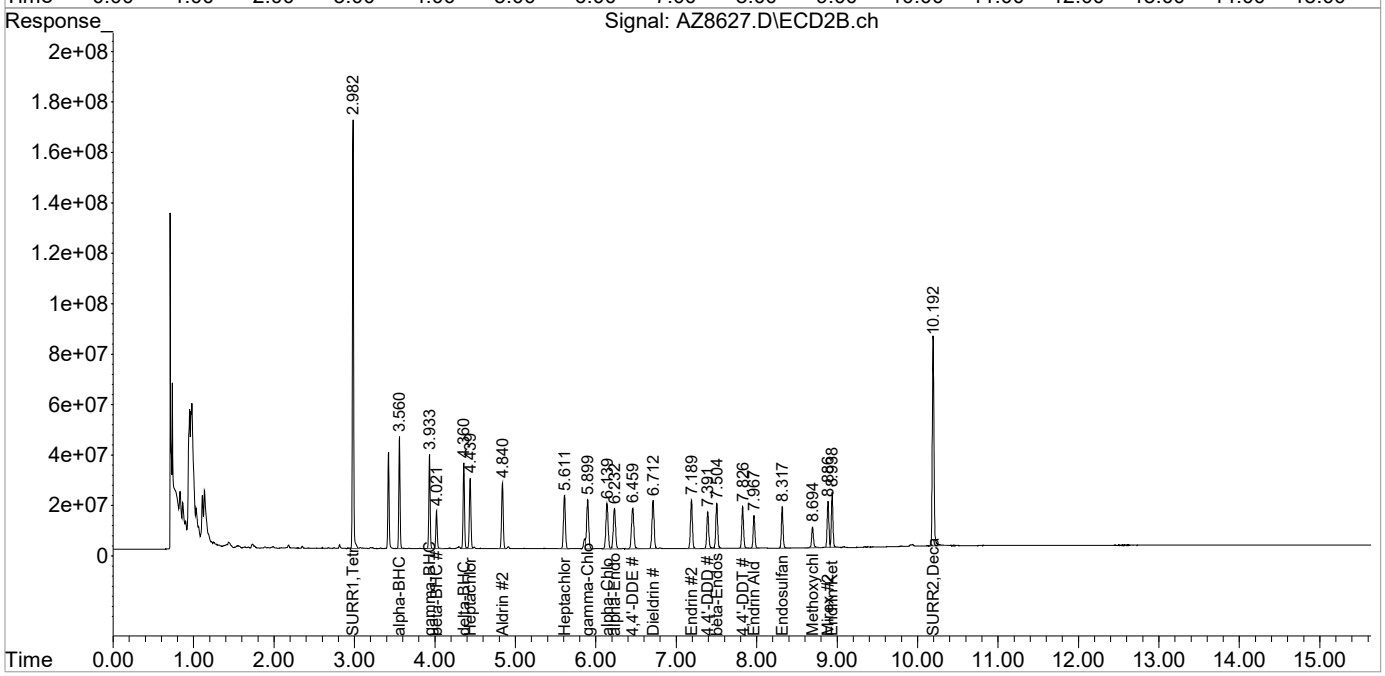

1st AF 06/22/21
2nd DM 06/23/21

Quantitation Report (Qedit)

Data Path : I:\ACQUDATA\7890m\DATA\061821\
Data File : AZ8628.D
Signal(s) : Signal #1: ECD1A.ch Signal #2: ECD2B.ch
Acq On : 19 Jun 2021 2:03 am
Operator : AFelser
Sample : RQ2106851-03
Misc : 381429
ALS Vial : 35 Sample Multiplier: 1

Integration File signal 1: EVENTS.E
Integration File signal 2: EVENTS2.E
Quant Time: Jun 21 13:02:25 2021
Quant Method : I:\ACQUDATA\7890m\Methods\8081-060921.M
Quant Title : 608.3/8081B PESTICIDES
QLast Update : Thu Jun 10 13:58:49 2021
Response via : Initial Calibration
Integrator: ChemStation

Volume Inj. : 1uL
Signal #1 Phase : STx-CLP Signal #2 Phase: STx-CLPII
Signal #1 Info : 0.32mm 30m Signal #2 Info : 0.32mm 30m

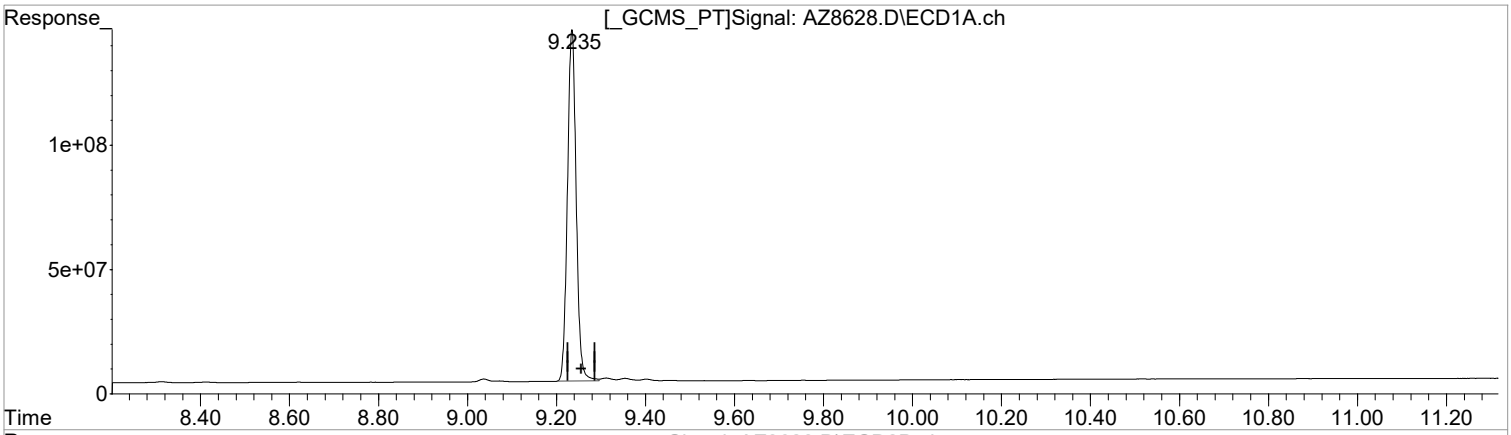

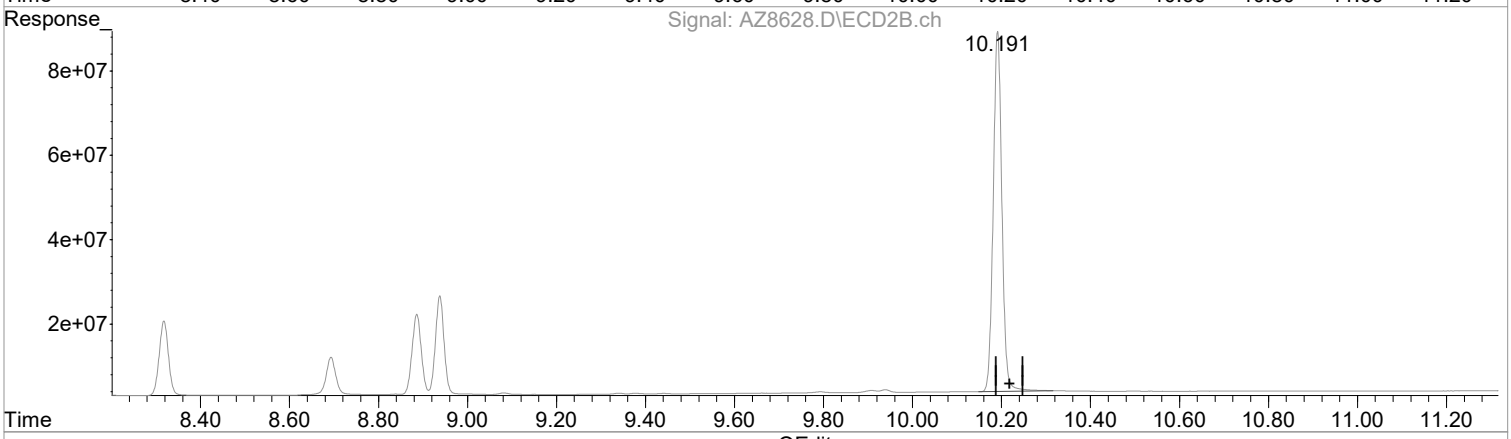

(23) SURR2,Decachlorobiphenyl (S)
9.235min 39.513 ug/l
response 1928478160

(23) SURR2,Decachlorobiphenyl #2 (S)
10.191min 38.395 ug/l m
response 1158378395

Manual Integration:
After
Peak not found.
06/21/21

(+) = Expected Retention Time

1st AF 06/22/21
2nd DM 06/23/21

Quantitation Report (Qedit)

Data Path : I:\ACQUDATA\7890m\DATA\061821\
Data File : AZ8628.D
Signal(s) : Signal #1: ECD1A.ch Signal #2: ECD2B.ch
Acq On : 19 Jun 2021 2:03 am
Operator : AFelser
Sample : RQ2106851-03
Misc : 381429
ALS Vial : 35 Sample Multiplier: 1

Integration File signal 1: EVENTS.E
Integration File signal 2: EVENTS2.E
Quant Time: Jun 21 13:02:25 2021
Quant Method : I:\ACQUDATA\7890m\Methods\8081-060921.M
Quant Title : 608.3/8081B PESTICIDES
QLast Update : Thu Jun 10 13:58:49 2021
Response via : Initial Calibration
Integrator: ChemStation

Volume Inj. : 1uL
Signal #1 Phase : STx-CLP Signal #2 Phase: STx-CLPII
Signal #1 Info : 0.32mm 30m Signal #2 Info : 0.32mm 30m

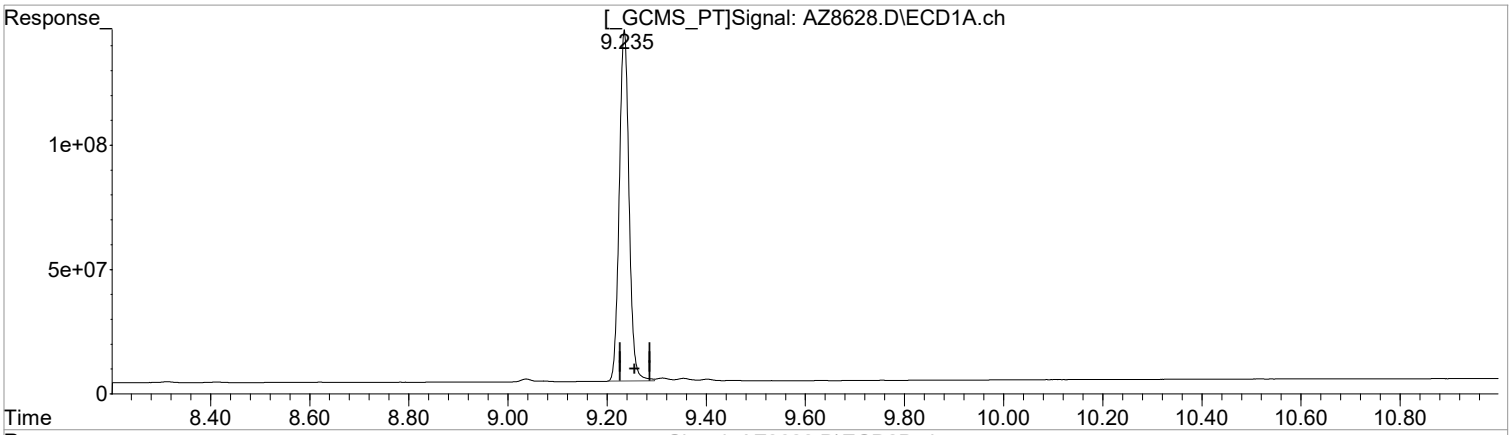

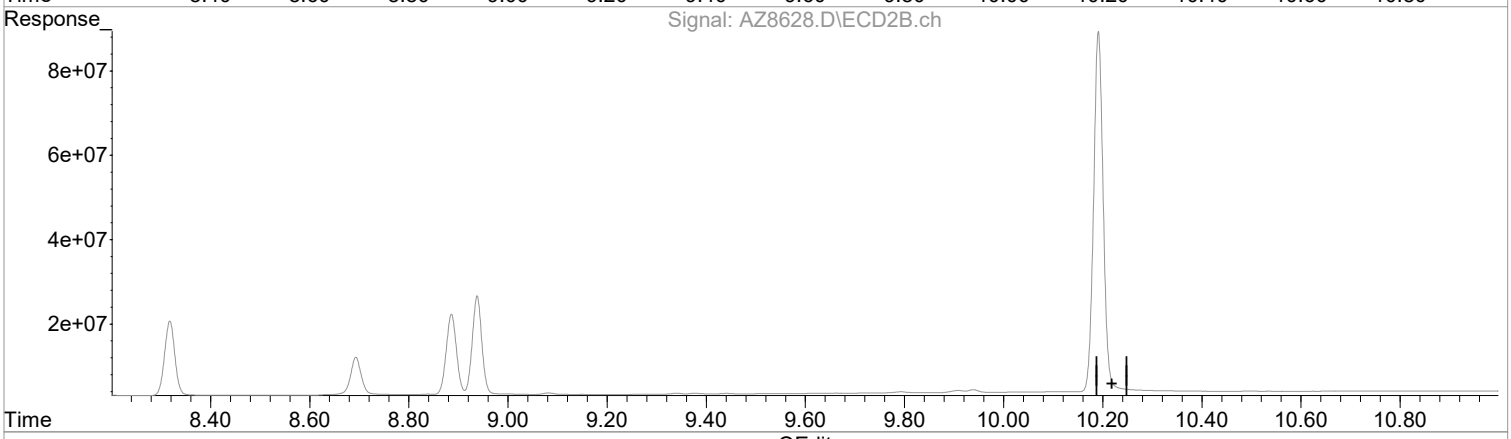

QEdit

(23) SURR2,Decachlorobiphenyl (S)

9.235min 39.513 ug/l

response 1928478160

Manual Integration:

Before

06/21/21

(23) SURR2,Decachlorobiphenyl #2 (S)

0.000min 0.000 ug/l

response 0

(+) = Expected Retention Time

1st AF 06/22/21
2nd DM 06/23/21

Quantitation Report (QT Reviewed)

Data Path : I:\ACQUDATA\7890m\DATA\061821\
Data File : AZ8628.D
Signal(s) : Signal #1: ECD1A.ch Signal #2: ECD2B.ch
Acq On : 19 Jun 2021 2:03 am
Operator : AFelser
Sample : RQ2106851-03
Misc : 381429
ALS Vial : 35 Sample Multiplier: 1

Integration File signal 1: EVENTS.E
Integration File signal 2: EVENTS2.E
Quant Time: Jun 21 13:02:25 2021
Quant Method : I:\ACQUDATA\7890m\Methods\8081-060921.M
Quant Title : 608.3/8081B PESTICIDES
QLast Update : Thu Jun 10 13:58:49 2021
Response via : Initial Calibration
Integrator: ChemStation

Volume Inj. : 1uL
Signal #1 Phase : STx-CLP Signal #2 Phase: STx-CLPII
Signal #1 Info : 0.32mm 30m Signal #2 Info : 0.32mm 30m

	Compound	RT#1	RT#2	Resp#1	Resp#2	ug/l	ug/l
	System Monitoring Compounds						
1) S	SURR1,Tet...	2.668	2.983	2345.6E6	1680.9E6	39.293	41.637
	Spiked Amount 100.000 Range 30 - 150 Recovery = 39.29% 41.64%						
23) S	SURR2,Dec...	9.235f	10.191f	1928.5E6	1158.4E6	39.513	38.395m
	Spiked Amount 100.000 Range 30 - 150 Recovery = 39.51% 38.40%						
	Target Compounds						
2) tc	alpha-BHC	3.120	3.560	700.9E6	482.5E6	8.128	8.347
3) tcm	gamma-BHC (L	3.398	3.934	631.7E6	447.0E6	8.035	8.585
4) tcm	Heptachlor	3.850	4.439	616.1E6	385.1E6	8.306	8.125
5) tcm	Aldrin	4.161	4.840	562.8E6	386.0E6	8.136	8.285
6) tc	beta-BHC	3.478	4.021	289.1E6	191.6E6	8.394	8.524
7) tc	delta-BHC	3.647	4.360	631.5E6	431.0E6	8.232	8.375
8) tc	Heptachlor E	4.853f	5.612f	550.5E6	364.8E6	8.463	8.509
9) tc	alpha-Endosu	5.346f	6.233f	487.6E6	324.9E6	8.135	8.188
10) tc	gamma-Chlord	5.007f	5.900f	549.5E6	367.9E6	8.052	8.324
11) tc	alpha-Chlord	5.175f	6.140f	526.3E6	352.2E6	8.307	8.223
12) tc	4,4'-DDE	5.295f	6.459f	491.5E6	345.3E6	8.382	8.258
13) tcm	Dieldrin	5.672f	6.713f	543.5E6	367.8E6	8.384	8.376
14) tcm	Endrin	6.014f	7.190f	513.9E6	336.1E6	8.639	8.725
15) tc	beta-Endosul	6.384f	7.504	456.0E6	305.1E6	8.106	8.013
16) tc	4,4'-DDD	6.169f	7.392	378.4E6	260.6E6	7.874	7.862
17) tcm	4,4'-DDT	6.652f	7.826	431.6E6	273.5E6	8.276	8.092
18) tc	Endrin Aldeh	7.073f	7.967	360.3E6	229.4E6	8.599	8.460
19) tc	Endosulfan S	7.690f	8.318	419.1E6	258.7E6	8.080	8.017
20) tc	Methoxychlor	7.442f	8.693f	226.4E6	141.2E6	9.396	8.940
21) tc	Endrin Keton	8.041f	8.938f	490.9E6	314.2E6	8.195	8.244
22) tc	Mirex	7.524f	8.886f	489.5E6	272.0E6	9.735	10.100
	Sum Toxaphene			0	0	N.D.	N.D.
	Average Toxaphene					0.000	0.000
	Sum Chlordane			0	0	N.D.	N.D.
	Average Chlordane					0.000	0.000
	Sum Dechlorane			0	0	N.D.	N.D.
	Average Dechlorane					0.000	0.000

(f)=RT Delta > 1/2 Window (#)=Amounts differ by > 25% (m)=manual int.

Quantitation Report (QT Reviewed)

Data Path : I:\ACQUDATA\7890m\DATA\061821\
Data File : AZ8628.D
Signal(s) : Signal #1: ECD1A.ch Signal #2: ECD2B.ch
Acq On : 19 Jun 2021 2:03 am
Operator : AFelser
Sample : RQ2106851-03
Misc : 381429
ALS Vial : 35 Sample Multiplier: 1

Integration File signal 1: EVENTS.E
Integration File signal 2: EVENTS2.E
Quant Time: Jun 21 13:02:25 2021
Quant Method : I:\ACQUDATA\7890m\Methods\8081-060921.M
Quant Title : 608.3/8081B PESTICIDES
QLast Update : Thu Jun 10 13:58:49 2021
Response via : Initial Calibration
Integrator: ChemStation

Volume Inj. : 1uL
Signal #1 Phase : STx-CLP Signal #2 Phase: STx-CLPII
Signal #1 Info : 0.32mm 30m Signal #2 Info : 0.32mm 30m

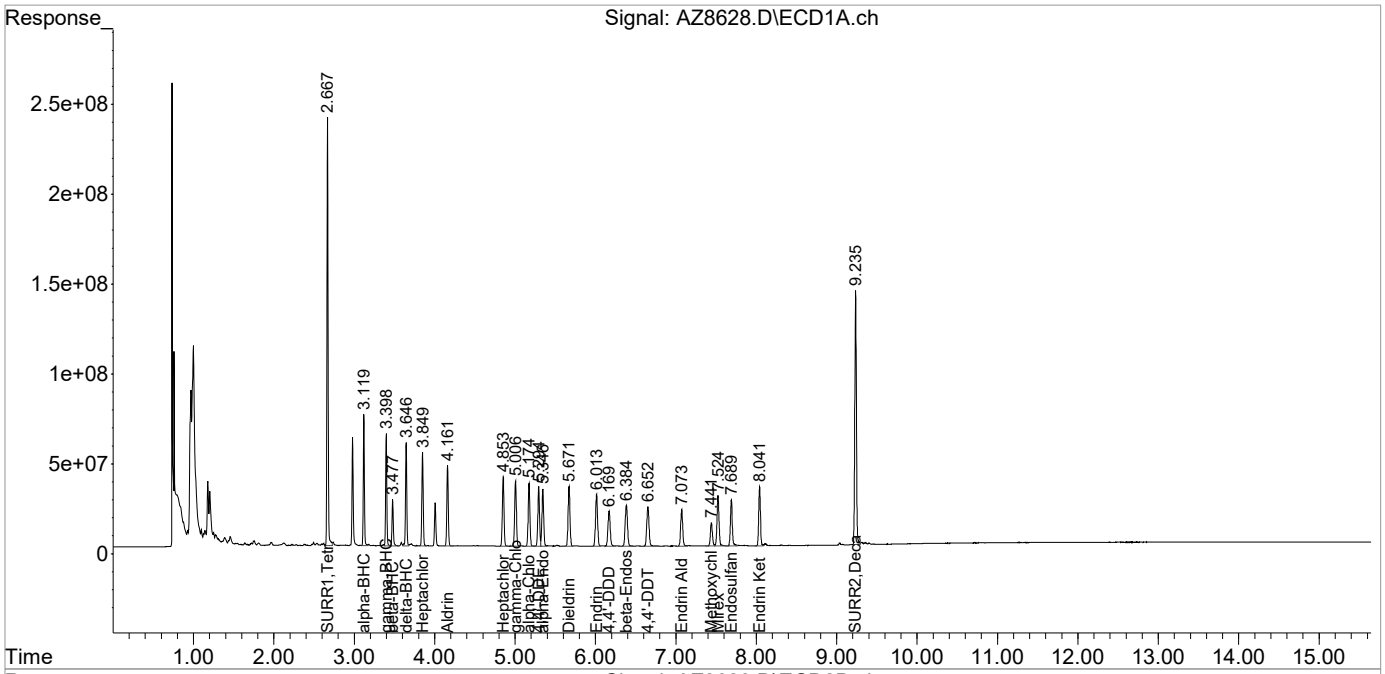

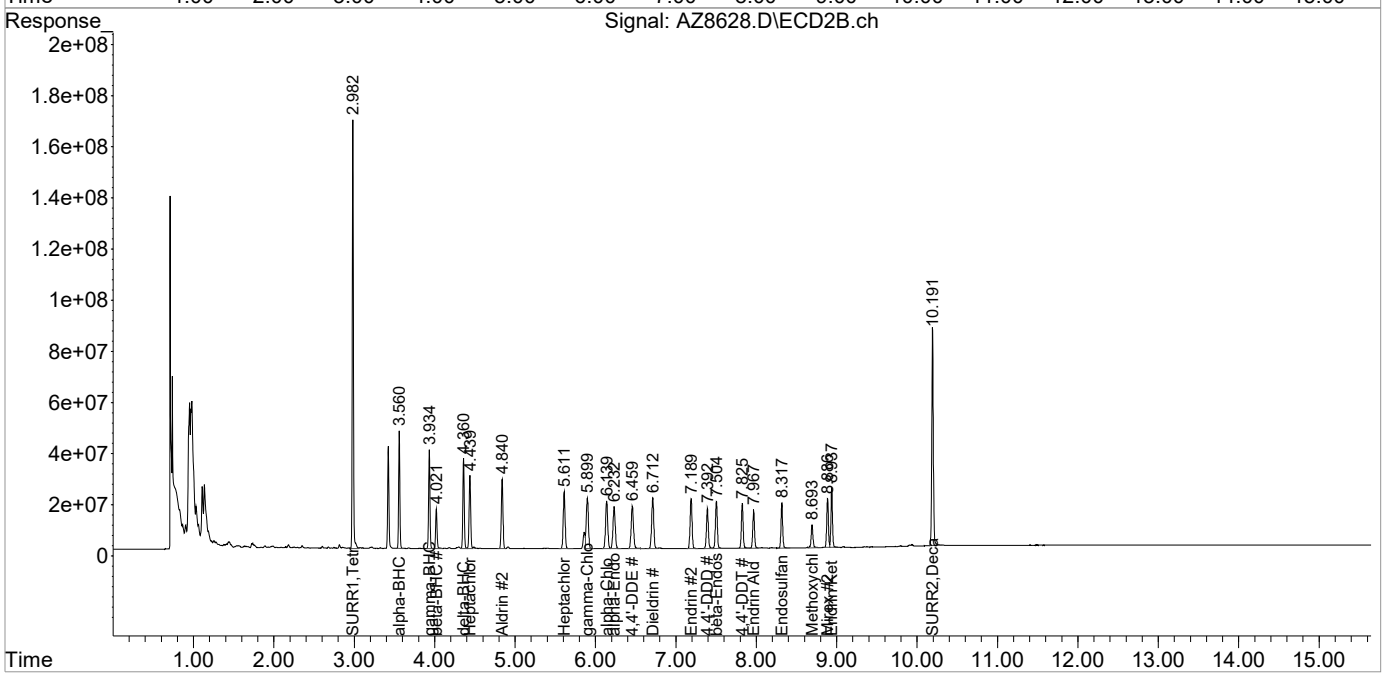

1st AF 06/23/21
2nd DM 06/23/21

Quantitation Report (Qedit)

Data Path : I:\ACQUDATA\7890m\DATA\062221\
Data File : AZ8645.D
Signal(s) : Signal #1: ECD1A.ch Signal #2: ECD2B.ch
Acq On : 22 Jun 2021 3:51 pm
Operator : AFelser
Sample : RQ2106851-08
Misc : 8081
ALS Vial : 10 Sample Multiplier: 1

Integration File signal 1: EVENTS.E
Integration File signal 2: EVENTS2.E
Quant Time: Jun 23 08:42:32 2021
Quant Method : I:\ACQUDATA\7890m\Methods\8081-060921.M
Quant Title : 608.3/8081B PESTICIDES
QLast Update : Wed Jun 23 08:41:58 2021
Response via : Initial Calibration
Integrator: ChemStation

Volume Inj. : 1uL
Signal #1 Phase : STx-CLP Signal #2 Phase: STx-CLPII
Signal #1 Info : 0.32mm 30m Signal #2 Info : 0.32mm 30m

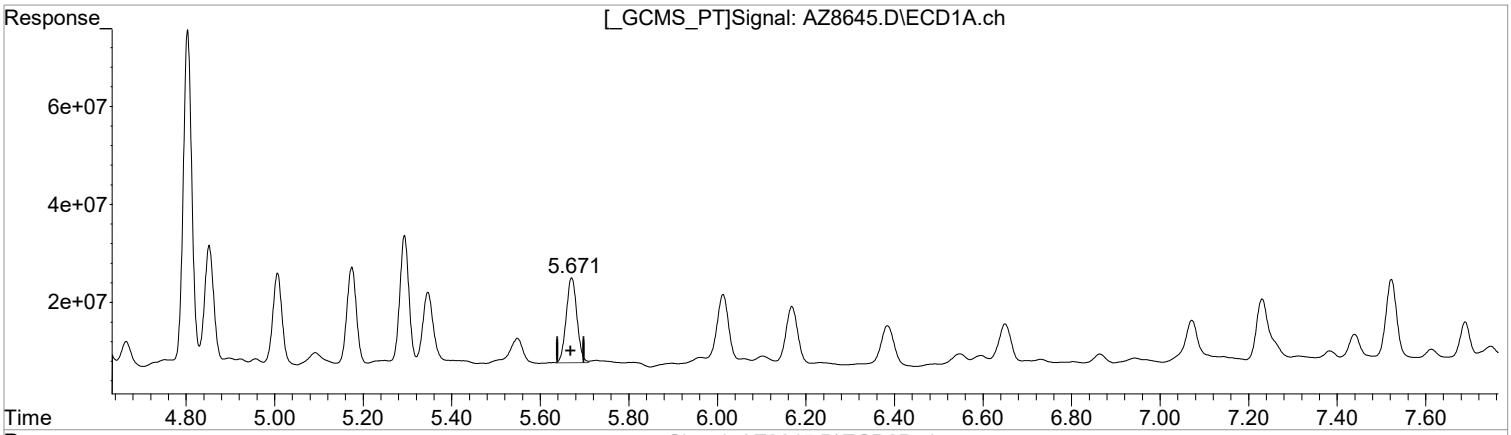

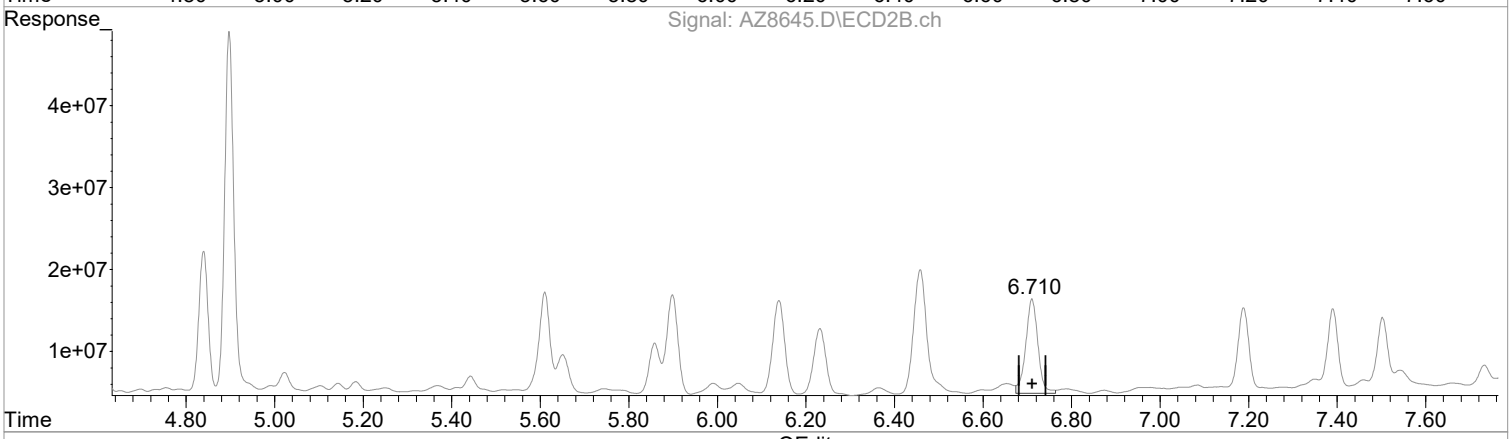

(13) Dieldrin (tcm)
5.671min 4.502 ug/l m
response 291834486

(13) Dieldrin #2 (tcm)
6.710min 5.036 ug/l m
response 221097284

Manual Integration:
After
Poor integration.
06/23/21

(+) = Expected Retention Time

1st AF 06/23/21
2nd DM 06/23/21

Quantitation Report (Qedit)

Data Path : I:\ACQUDATA\7890m\DATA\062221\
Data File : AZ8645.D
Signal(s) : Signal #1: ECD1A.ch Signal #2: ECD2B.ch
Acq On : 22 Jun 2021 3:51 pm
Operator : AFelser
Sample : RQ2106851-08
Misc : 8081
ALS Vial : 10 Sample Multiplier: 1

Integration File signal 1: EVENTS.E
Integration File signal 2: EVENTS2.E
Quant Time: Jun 23 08:42:32 2021
Quant Method : I:\ACQUDATA\7890m\Methods\8081-060921.M
Quant Title : 608.3/8081B PESTICIDES
QLast Update : Wed Jun 23 08:41:58 2021
Response via : Initial Calibration
Integrator: ChemStation

Volume Inj. : 1uL
Signal #1 Phase : STx-CLP Signal #2 Phase: STx-CLPII
Signal #1 Info : 0.32mm 30m Signal #2 Info : 0.32mm 30m

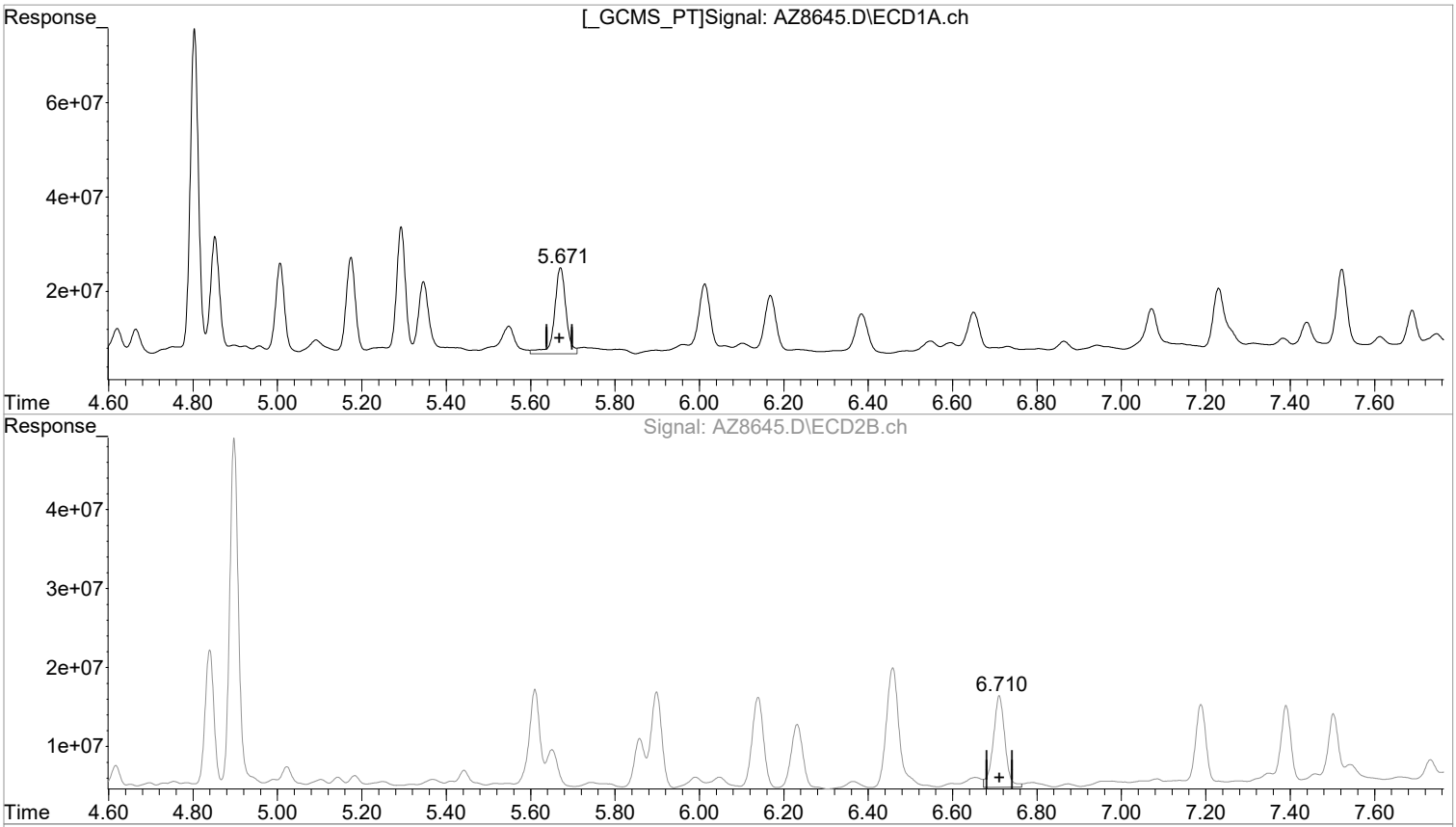

(13) Dieldrin (tcm)
5.671min 5.368 ug/l
response 347985471

(13) Dieldrin #2 (tcm)
6.711min 5.132 ug/l
response 225311818

Manual Integration:
Before

06/23/21

(+) = Expected Retention Time

1st AF 06/23/21
2nd DM 06/23/21

Quantitation Report (Qedit)

Data Path : I:\ACQUDATA\7890m\DATA\062221\
Data File : AZ8645.D
Signal(s) : Signal #1: ECD1A.ch Signal #2: ECD2B.ch
Acq On : 22 Jun 2021 3:51 pm
Operator : AFelser
Sample : RQ2106851-08
Misc : 8081
ALS Vial : 10 Sample Multiplier: 1

Integration File signal 1: EVENTS.E
Integration File signal 2: EVENTS2.E
Quant Time: Jun 23 08:42:32 2021
Quant Method : I:\ACQUDATA\7890m\Methods\8081-060921.M
Quant Title : 608.3/8081B PESTICIDES
QLast Update : Wed Jun 23 08:41:58 2021
Response via : Initial Calibration
Integrator: ChemStation

Volume Inj. : 1uL
Signal #1 Phase : STx-CLP Signal #2 Phase: STx-CLPII
Signal #1 Info : 0.32mm 30m Signal #2 Info : 0.32mm 30m

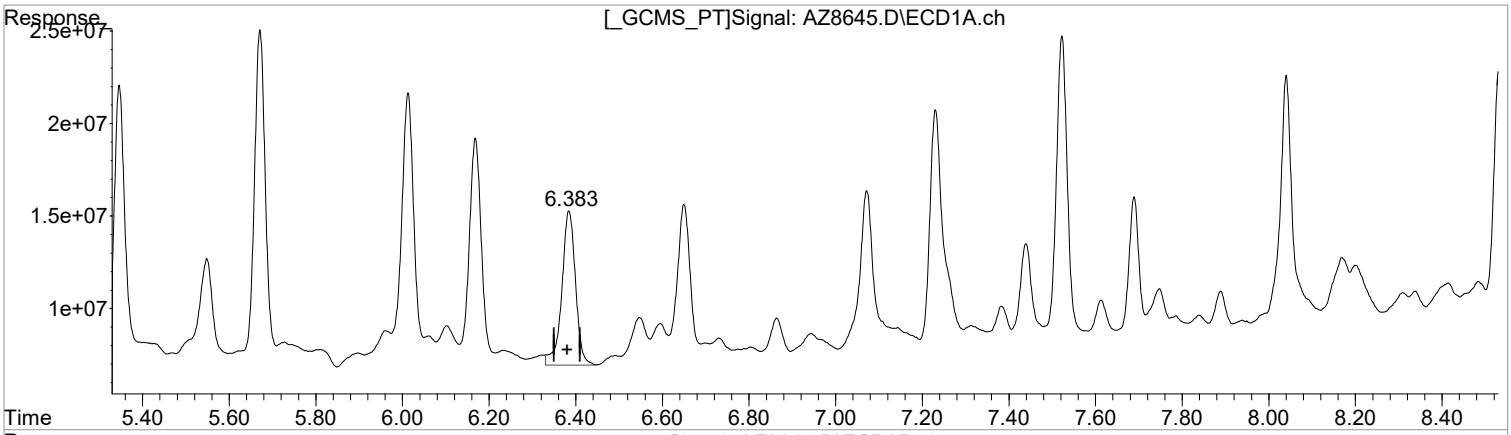

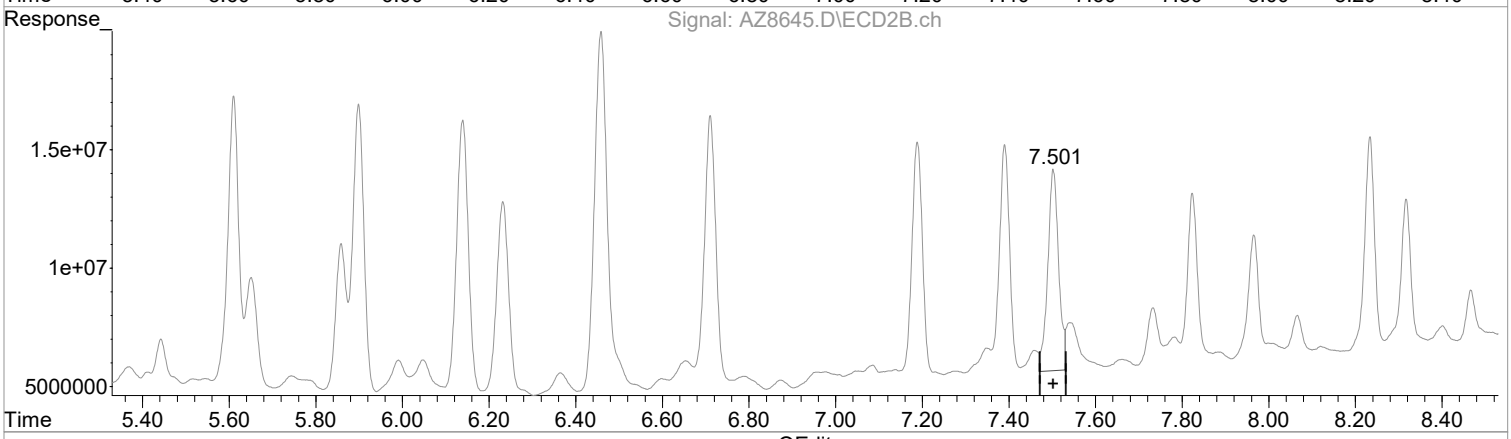

(15) beta-Endosul (tc)
6.383min 3.264 ug/l m
response 183602563

(15) beta-Endosul #2 (tc)
7.502min 3.893 ug/l
response 148194514

Manual Integration:
After
Poor integration.
06/23/21

(+) = Expected Retention Time

1st AF 06/23/21
2nd DM 06/23/21

Quantitation Report (Qedit)

Data Path : I:\ACQUDATA\7890m\DATA\062221\
Data File : AZ8645.D
Signal(s) : Signal #1: ECD1A.ch Signal #2: ECD2B.ch
Acq On : 22 Jun 2021 3:51 pm
Operator : AFelser
Sample : RQ2106851-08
Misc : 8081
ALS Vial : 10 Sample Multiplier: 1

Integration File signal 1: EVENTS.E
Integration File signal 2: EVENTS2.E
Quant Time: Jun 23 08:42:32 2021
Quant Method : I:\ACQUDATA\7890m\Methods\8081-060921.M
Quant Title : 608.3/8081B PESTICIDES
QLast Update : Wed Jun 23 08:41:58 2021
Response via : Initial Calibration
Integrator: ChemStation

Volume Inj. : 1uL
Signal #1 Phase : STx-CLP Signal #2 Phase: STx-CLPII
Signal #1 Info : 0.32mm 30m Signal #2 Info : 0.32mm 30m

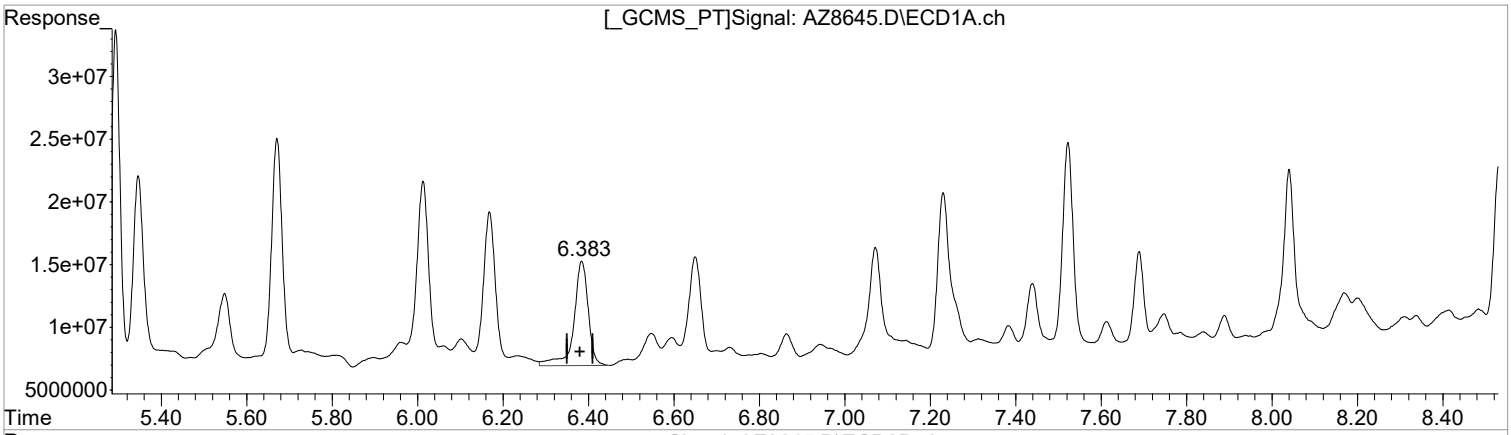

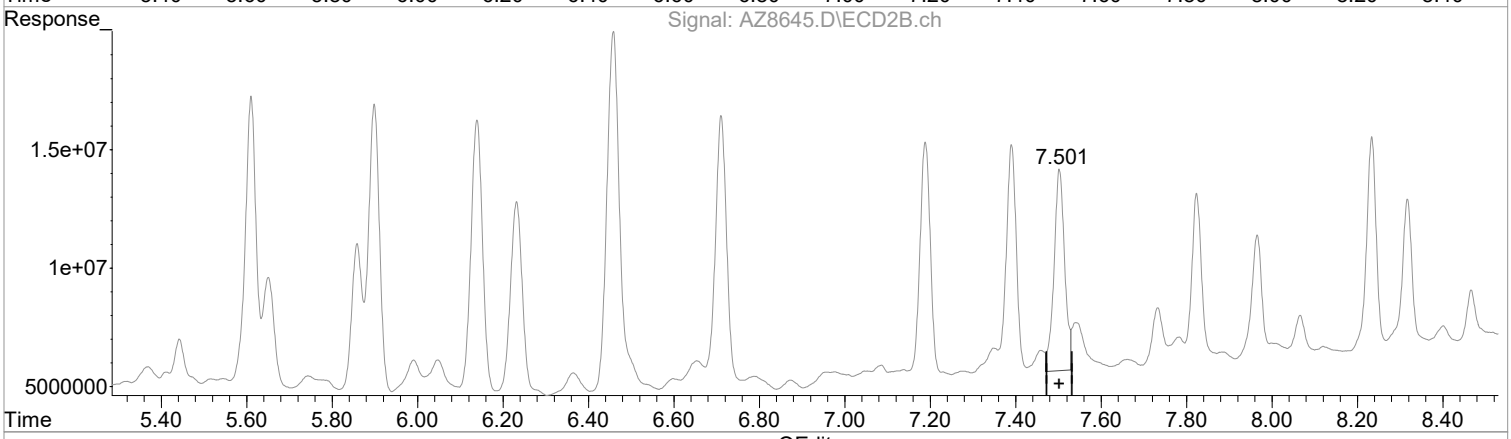

(15) beta-Endosul (tc)
6.384min 3.479 ug/l
response 195745301

(15) beta-Endosul #2 (tc)
7.502min 3.893 ug/l
response 148194514

Manual Integration:
Before

06/23/21

(+) = Expected Retention Time

1st AF 06/23/21
2nd DM 06/23/21

Quantitation Report (Qedit)

Data Path : I:\ACQUDATA\7890m\DATA\062221\
Data File : AZ8645.D
Signal(s) : Signal #1: ECD1A.ch Signal #2: ECD2B.ch
Acq On : 22 Jun 2021 3:51 pm
Operator : AFelser
Sample : RQ2106851-08
Misc : 8081
ALS Vial : 10 Sample Multiplier: 1

Integration File signal 1: EVENTS.E
Integration File signal 2: EVENTS2.E
Quant Time: Jun 23 08:42:32 2021
Quant Method : I:\ACQUDATA\7890m\Methods\8081-060921.M
Quant Title : 608.3/8081B PESTICIDES
QLast Update : Wed Jun 23 08:41:58 2021
Response via : Initial Calibration
Integrator: ChemStation

Volume Inj. : 1uL
Signal #1 Phase : STx-CLP Signal #2 Phase: STx-CLPII
Signal #1 Info : 0.32mm 30m Signal #2 Info : 0.32mm 30m

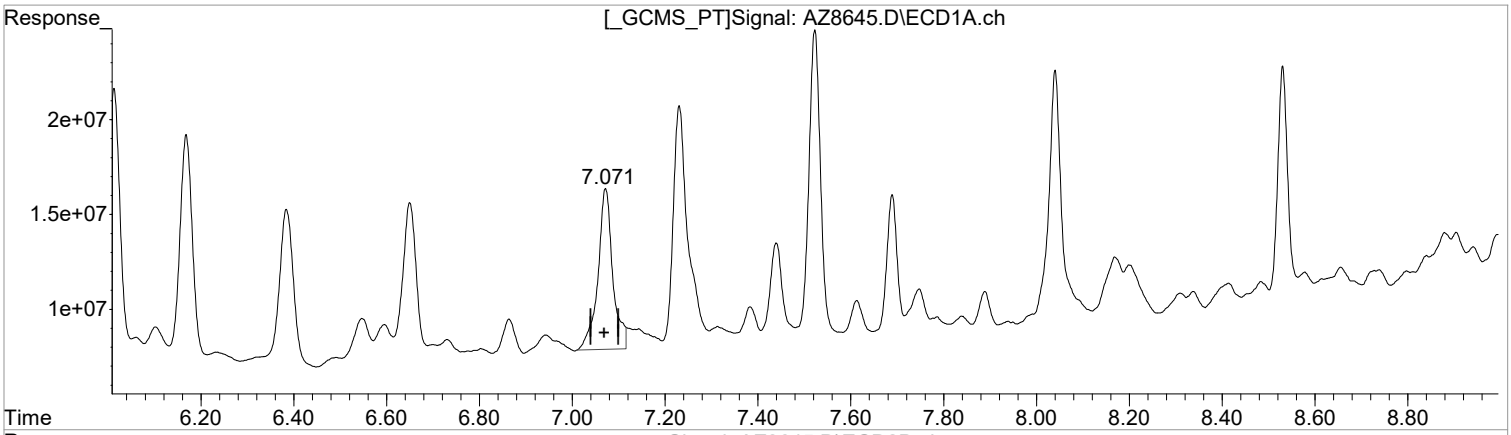

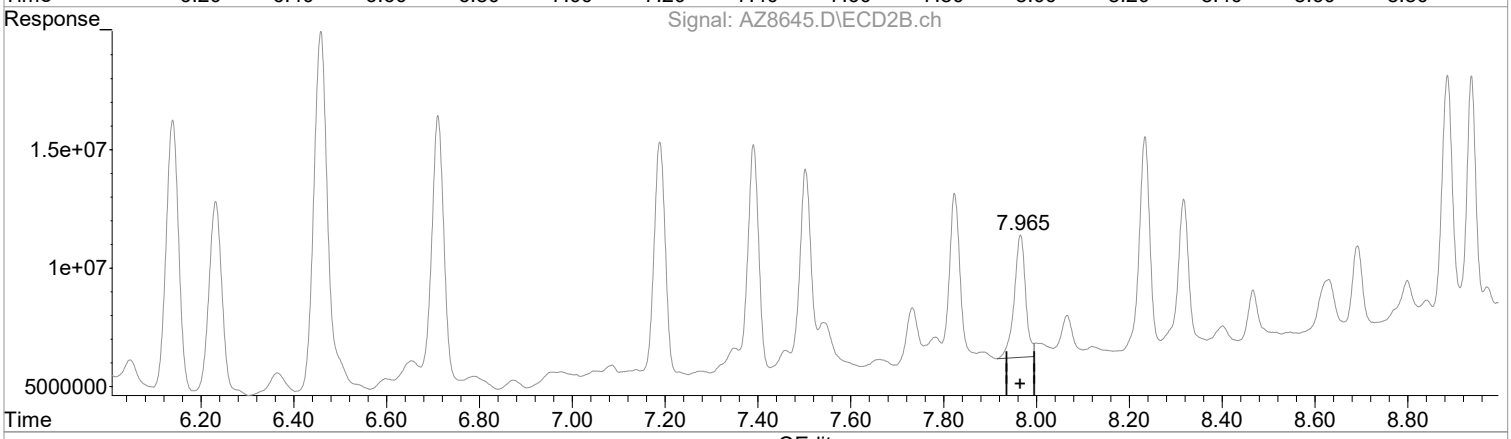

QEdit

(18) Endrin Aldeh (tc)
7.071min 4.488 ug/l m
response 188087880

(18) Endrin Aldeh #2 (tc)
7.966min 3.238 ug/l
response 87805786

Manual Integration:
After
Wrong peak selected.
06/23/21

(+) = Expected Retention Time

1st AF 06/23/21
2nd DM 06/23/21

Quantitation Report (Qedit)

Data Path : I:\ACQUDATA\7890m\DATA\062221\
Data File : AZ8645.D
Signal(s) : Signal #1: ECD1A.ch Signal #2: ECD2B.ch
Acq On : 22 Jun 2021 3:51 pm
Operator : AFelser
Sample : RQ2106851-08
Misc : 8081
ALS Vial : 10 Sample Multiplier: 1

Integration File signal 1: EVENTS.E
Integration File signal 2: EVENTS2.E
Quant Time: Jun 23 08:42:32 2021
Quant Method : I:\ACQUDATA\7890m\Methods\8081-060921.M
Quant Title : 608.3/8081B PESTICIDES
QLast Update : Wed Jun 23 08:41:58 2021
Response via : Initial Calibration
Integrator: ChemStation

Volume Inj. : 1uL
Signal #1 Phase : STx-CLP Signal #2 Phase: STx-CLPII
Signal #1 Info : 0.32mm 30m Signal #2 Info : 0.32mm 30m

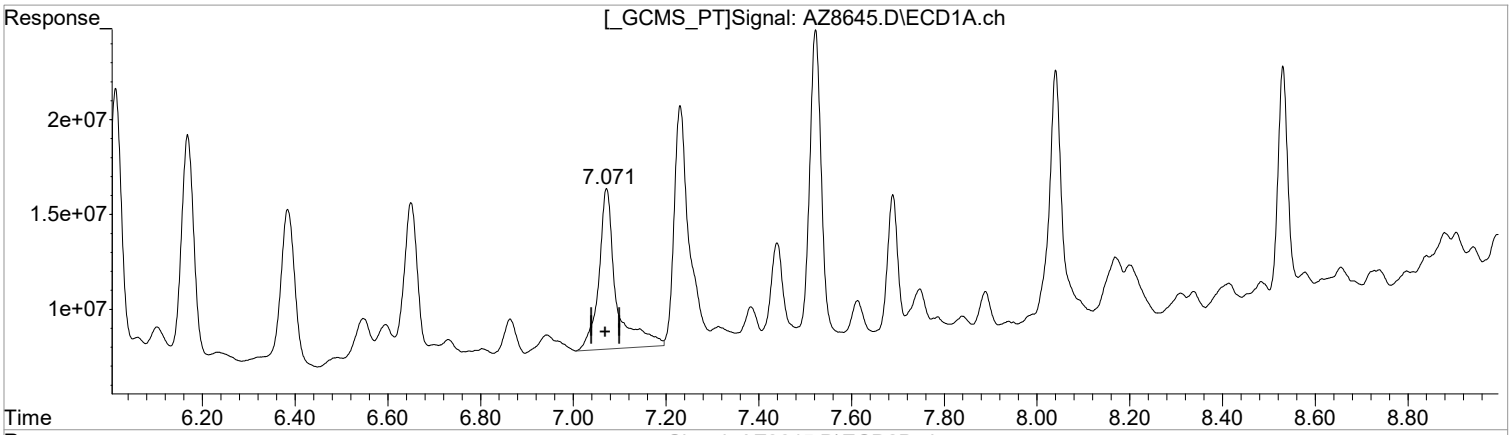

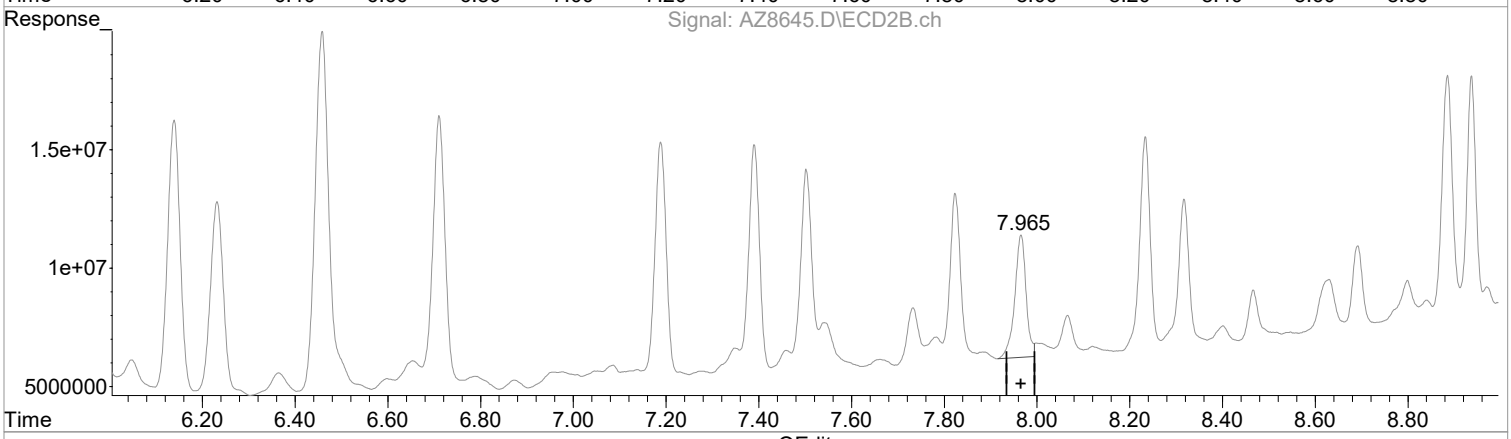

QEdit

(18) Endrin Aldeh (tc)
7.072min 5.318 ug/l
response 222848105

(18) Endrin Aldeh #2 (tc)
7.966min 3.238 ug/l
response 87805786

Manual Integration:
Before

06/23/21

(+) = Expected Retention Time

1st AF 06/23/21
2nd DM 06/23/21

Quantitation Report (Qedit)

Data Path : I:\ACQUDATA\7890m\DATA\062221\
Data File : AZ8645.D
Signal(s) : Signal #1: ECD1A.ch Signal #2: ECD2B.ch
Acq On : 22 Jun 2021 3:51 pm
Operator : AFelser
Sample : RQ2106851-08
Misc : 8081
ALS Vial : 10 Sample Multiplier: 1

Integration File signal 1: EVENTS.E
Integration File signal 2: EVENTS2.E
Quant Time: Jun 23 08:42:32 2021
Quant Method : I:\ACQUDATA\7890m\Methods\8081-060921.M
Quant Title : 608.3/8081B PESTICIDES
QLast Update : Wed Jun 23 08:41:58 2021
Response via : Initial Calibration
Integrator: ChemStation

Volume Inj. : 1uL
Signal #1 Phase : STx-CLP Signal #2 Phase: STx-CLPII
Signal #1 Info : 0.32mm 30m Signal #2 Info : 0.32mm 30m

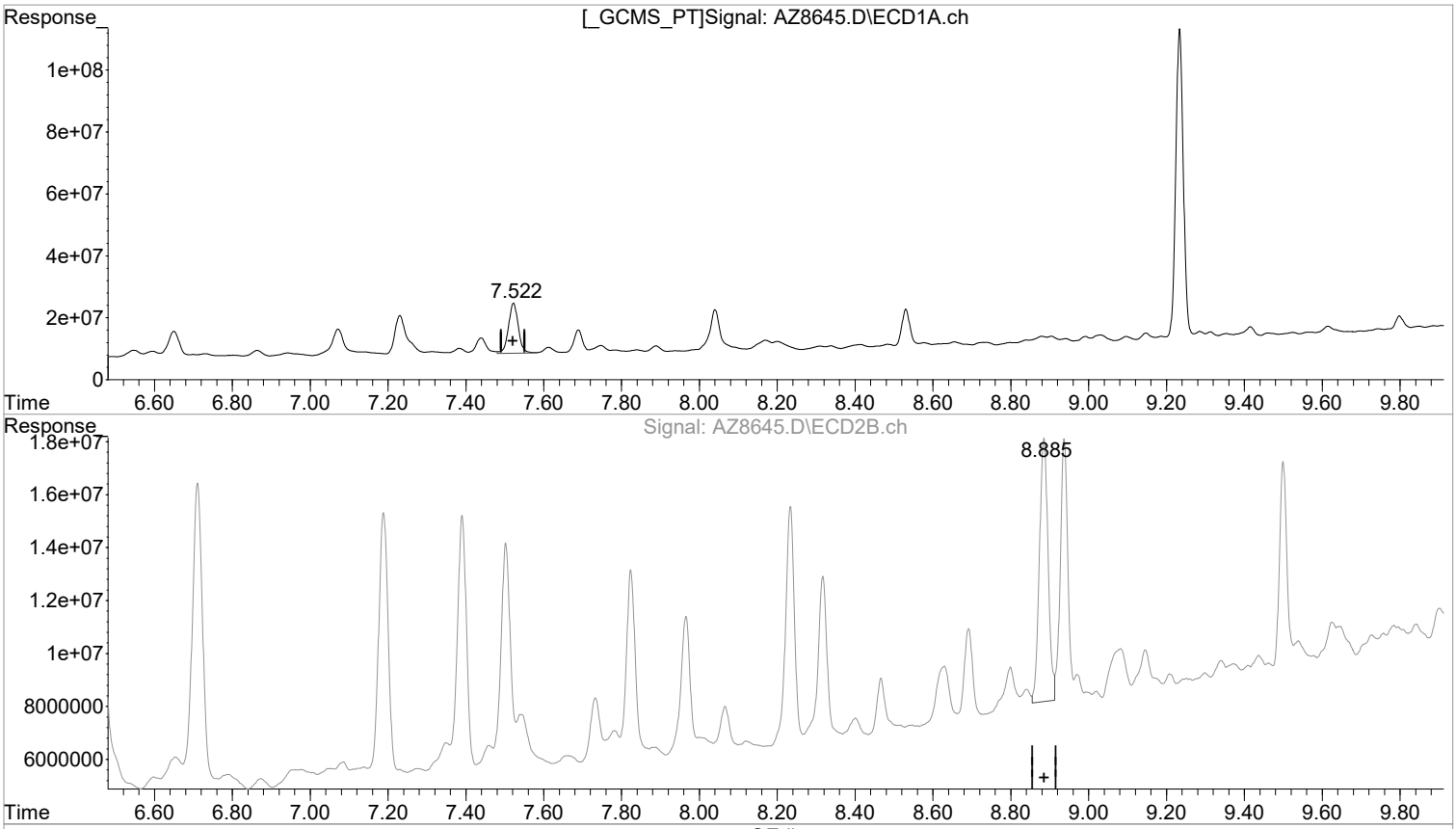

(22) Mirex (tc)
7.522min 5.664 ug/l
response 284766657

(22) Mirex #2 (tc)
8.885min 5.759 ug/l m
response 155068894

Manual Integration:
After
Poor integration.
06/23/21

(+) = Expected Retention Time

1st AF 06/23/21
2nd DM 06/23/21

Quantitation Report (Qedit)

Data Path : I:\ACQUDATA\7890m\DATA\062221\
Data File : AZ8645.D
Signal(s) : Signal #1: ECD1A.ch Signal #2: ECD2B.ch
Acq On : 22 Jun 2021 3:51 pm
Operator : AFelser
Sample : RQ2106851-08
Misc : 8081
ALS Vial : 10 Sample Multiplier: 1

Integration File signal 1: EVENTS.E
Integration File signal 2: EVENTS2.E
Quant Time: Jun 23 08:42:32 2021
Quant Method : I:\ACQUDATA\7890m\Methods\8081-060921.M
Quant Title : 608.3/8081B PESTICIDES
QLast Update : Wed Jun 23 08:41:58 2021
Response via : Initial Calibration
Integrator: ChemStation

Volume Inj. : 1uL
Signal #1 Phase : STx-CLP Signal #2 Phase: STx-CLPII
Signal #1 Info : 0.32mm 30m Signal #2 Info : 0.32mm 30m

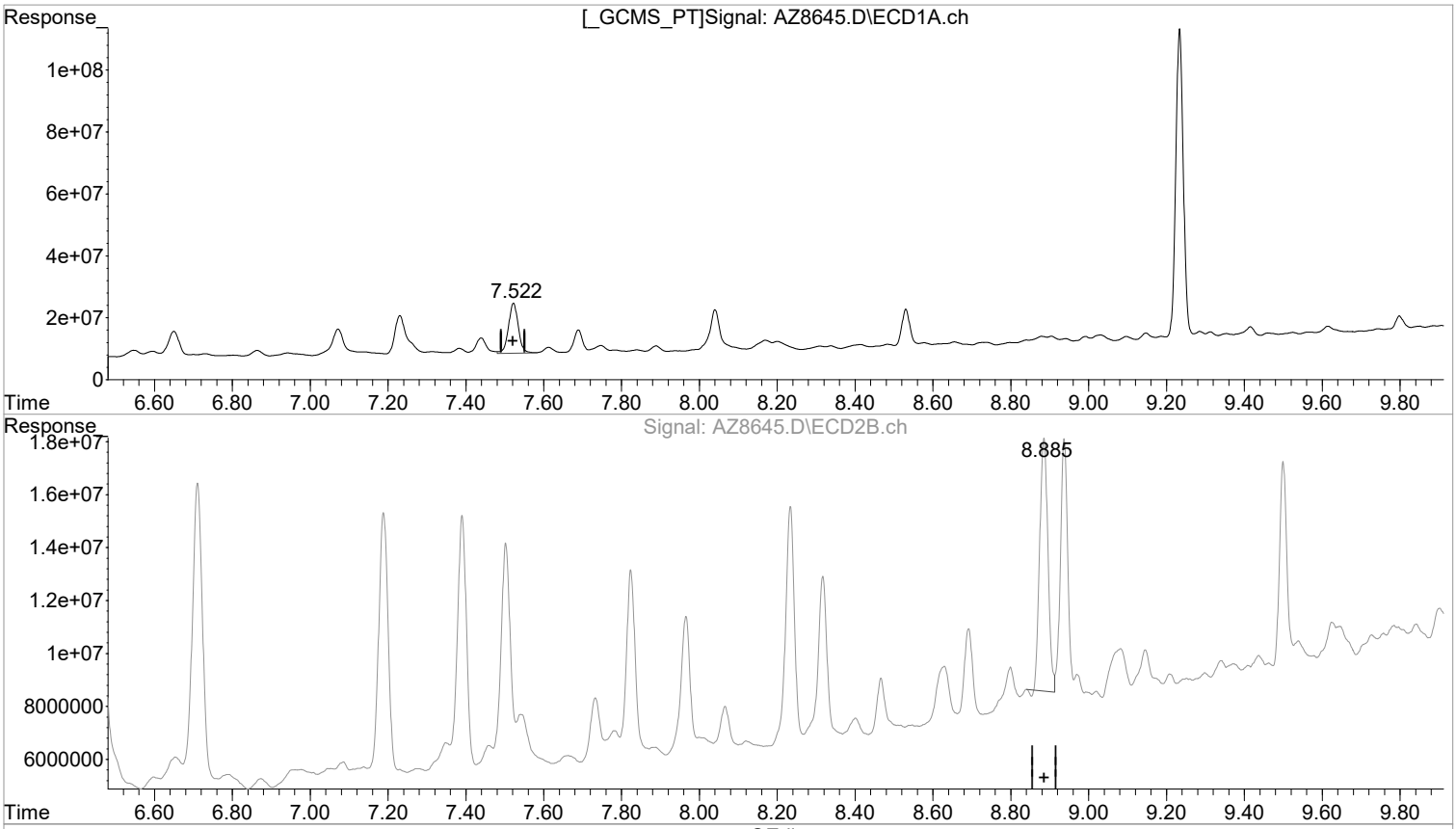

(22) Mirex (tc)
7.522min 5.664 ug/l
response 284766657

(22) Mirex #2 (tc)
8.885min 5.215 ug/l
response 140421616

Manual Integration:
Before

06/23/21

(+) = Expected Retention Time

1st AF 06/23/21
2nd DM 06/23/21

Quantitation Report (Qedit)

Data Path : I:\ACQUDATA\7890m\DATA\062221\
Data File : AZ8645.D
Signal(s) : Signal #1: ECD1A.ch Signal #2: ECD2B.ch
Acq On : 22 Jun 2021 3:51 pm
Operator : AFelser
Sample : RQ2106851-08
Misc : 8081
ALS Vial : 10 Sample Multiplier: 1

Integration File signal 1: EVENTS.E
Integration File signal 2: EVENTS2.E
Quant Time: Jun 23 08:42:32 2021
Quant Method : I:\ACQUDATA\7890m\Methods\8081-060921.M
Quant Title : 608.3/8081B PESTICIDES
QLast Update : Wed Jun 23 08:41:58 2021
Response via : Initial Calibration
Integrator: ChemStation

Volume Inj. : 1uL
Signal #1 Phase : STx-CLP Signal #2 Phase: STx-CLPII
Signal #1 Info : 0.32mm 30m Signal #2 Info : 0.32mm 30m

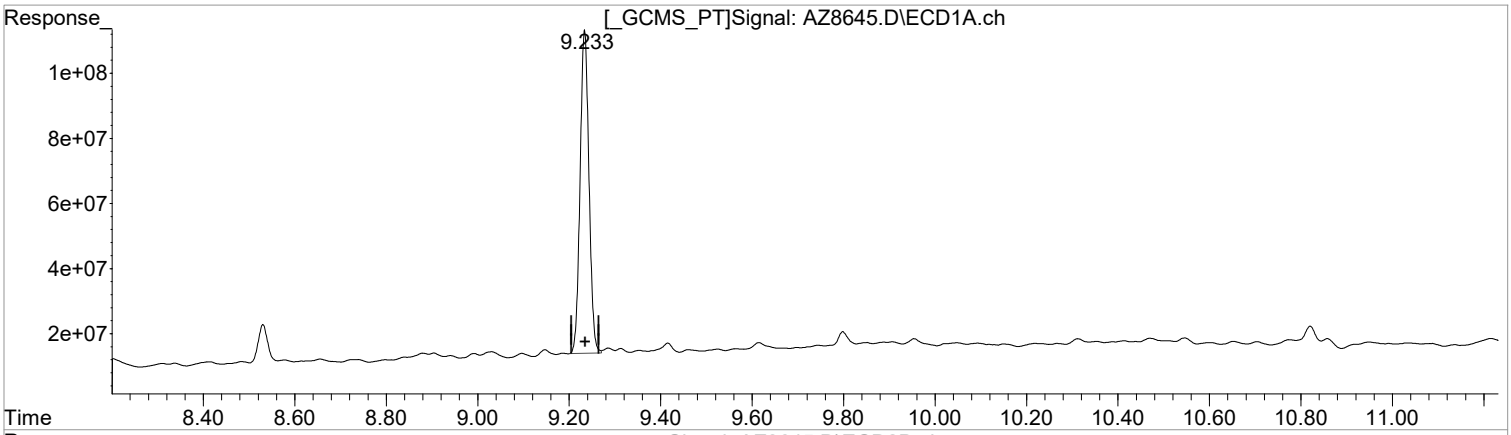

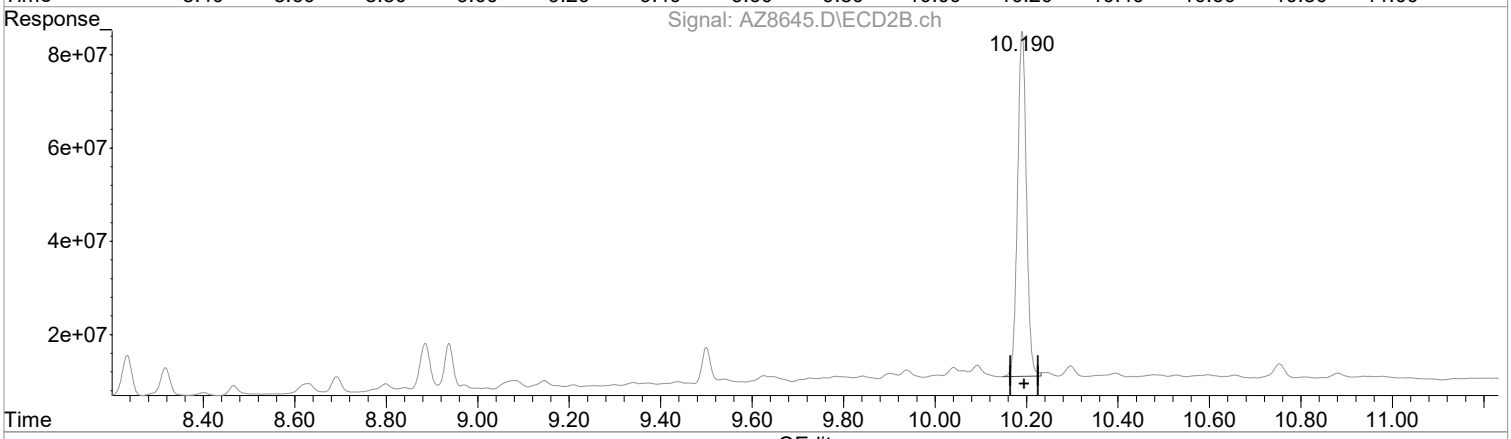

QEdit

(23) SURR2,Decachlorobiphenyl (S)
9.234min 27.446 ug/l
response 1339535930

(23) SURR2,Decachlorobiphenyl #2 (S)
10.190min 33.220 ug/l m
response 1002246773

Manual Integration:
After
Poor integration.
06/23/21

(+) = Expected Retention Time

1st AF 06/23/21
2nd DM 06/23/21

Quantitation Report (Qedit)

Data Path : I:\ACQUDATA\7890m\DATA\062221\
Data File : AZ8645.D
Signal(s) : Signal #1: ECD1A.ch Signal #2: ECD2B.ch
Acq On : 22 Jun 2021 3:51 pm
Operator : AFelser
Sample : RQ2106851-08
Misc : 8081
ALS Vial : 10 Sample Multiplier: 1

Integration File signal 1: EVENTS.E
Integration File signal 2: EVENTS2.E
Quant Time: Jun 23 08:42:32 2021
Quant Method : I:\ACQUDATA\7890m\Methods\8081-060921.M
Quant Title : 608.3/8081B PESTICIDES
QLast Update : Wed Jun 23 08:41:58 2021
Response via : Initial Calibration
Integrator: ChemStation

Volume Inj. : 1uL
Signal #1 Phase : STx-CLP Signal #2 Phase: STx-CLPII
Signal #1 Info : 0.32mm 30m Signal #2 Info : 0.32mm 30m

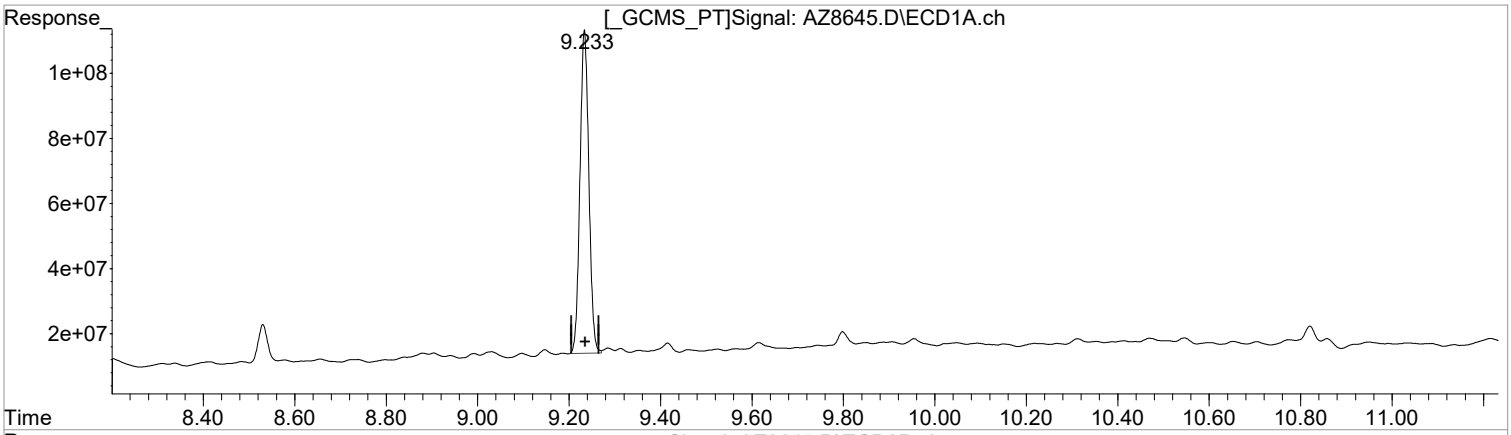

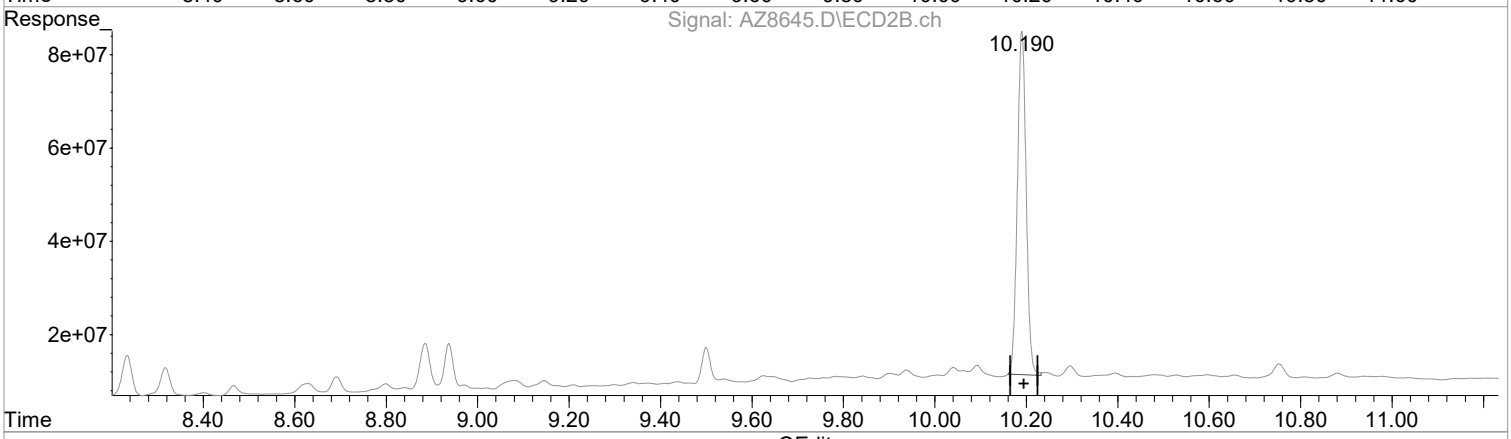

QEdit

(23) SURR2,Decachlorobiphenyl (S)
9.234min 27.446 ug/l
response 1339535930

(23) SURR2,Decachlorobiphenyl #2 (S)
10.190min 32.674 ug/l
response 985779173

Manual Integration:
Before

06/23/21

(+) = Expected Retention Time

1st AF 06/23/21
2nd DM 06/23/21

Quantitation Report (Qedit)

Data Path : I:\ACQUDATA\7890m\DATA\062221\
Data File : AZ8645.D
Signal(s) : Signal #1: ECD1A.ch Signal #2: ECD2B.ch
Acq On : 22 Jun 2021 3:51 pm
Operator : AFelser
Sample : RQ2106851-08
Misc : 8081
ALS Vial : 10 Sample Multiplier: 1

Integration File signal 1: EVENTS.E
Integration File signal 2: EVENTS2.E
Quant Time: Jun 23 08:42:32 2021
Quant Method : I:\ACQUDATA\7890m\Methods\8081-060921.M
Quant Title : 608.3/8081B PESTICIDES
QLast Update : Wed Jun 23 08:41:58 2021
Response via : Initial Calibration
Integrator: ChemStation

Volume Inj. : 1uL
Signal #1 Phase : STx-CLP Signal #2 Phase: STx-CLPII
Signal #1 Info : 0.32mm 30m Signal #2 Info : 0.32mm 30m

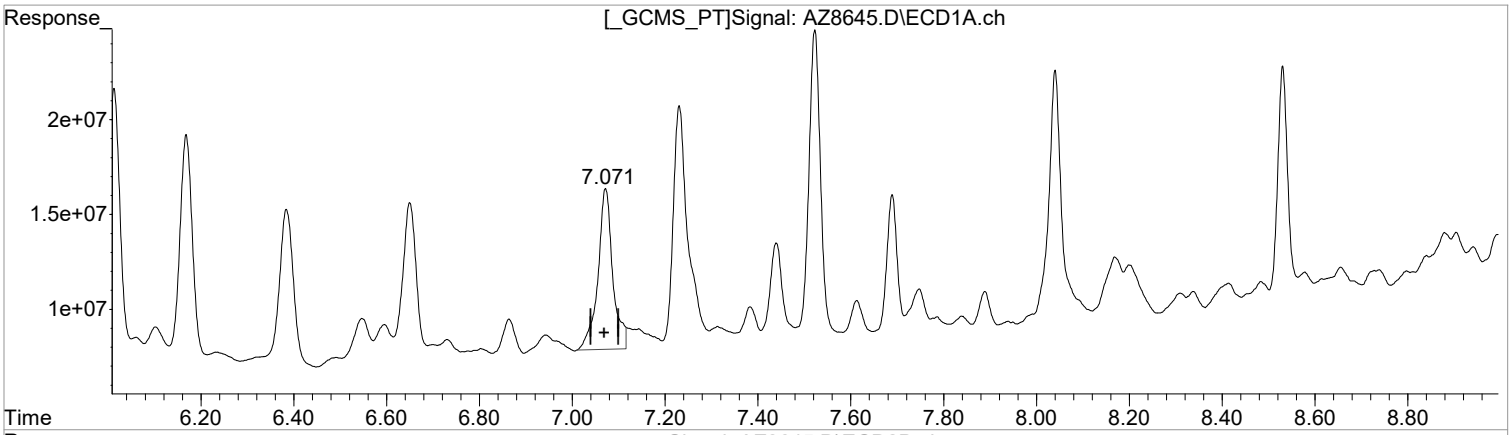

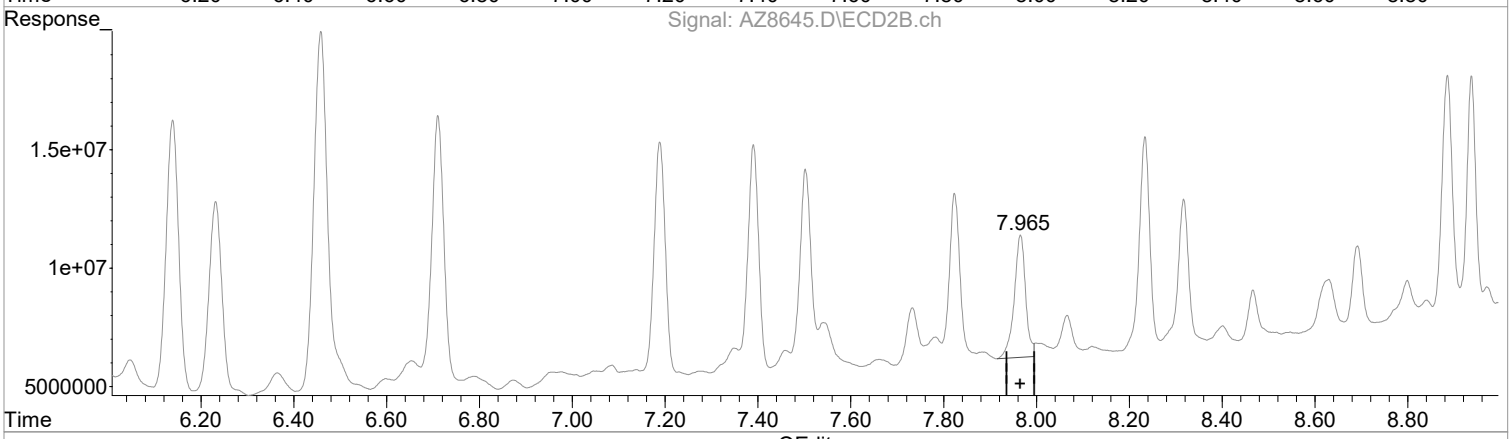

QEdit

(18) Endrin Aldeh (tc)
7.071min 4.488 ug/l m
response 188087880

(18) Endrin Aldeh #2 (tc)
7.966min 3.238 ug/l
response 87805786

Manual Integration:
After
Poor integration.
06/23/21

(+) = Expected Retention Time

1st AF 06/23/21
2nd DM 06/23/21

Quantitation Report (Qedit)

Data Path : I:\ACQUDATA\7890m\DATA\062221\
Data File : AZ8645.D
Signal(s) : Signal #1: ECD1A.ch Signal #2: ECD2B.ch
Acq On : 22 Jun 2021 3:51 pm
Operator : AFelser
Sample : RQ2106851-08
Misc : 8081
ALS Vial : 10 Sample Multiplier: 1

Integration File signal 1: EVENTS.E
Integration File signal 2: EVENTS2.E
Quant Time: Jun 23 08:42:32 2021
Quant Method : I:\ACQUDATA\7890m\Methods\8081-060921.M
Quant Title : 608.3/8081B PESTICIDES
QLast Update : Wed Jun 23 08:41:58 2021
Response via : Initial Calibration
Integrator: ChemStation

Volume Inj. : 1uL
Signal #1 Phase : STx-CLP Signal #2 Phase: STx-CLPII
Signal #1 Info : 0.32mm 30m Signal #2 Info : 0.32mm 30m

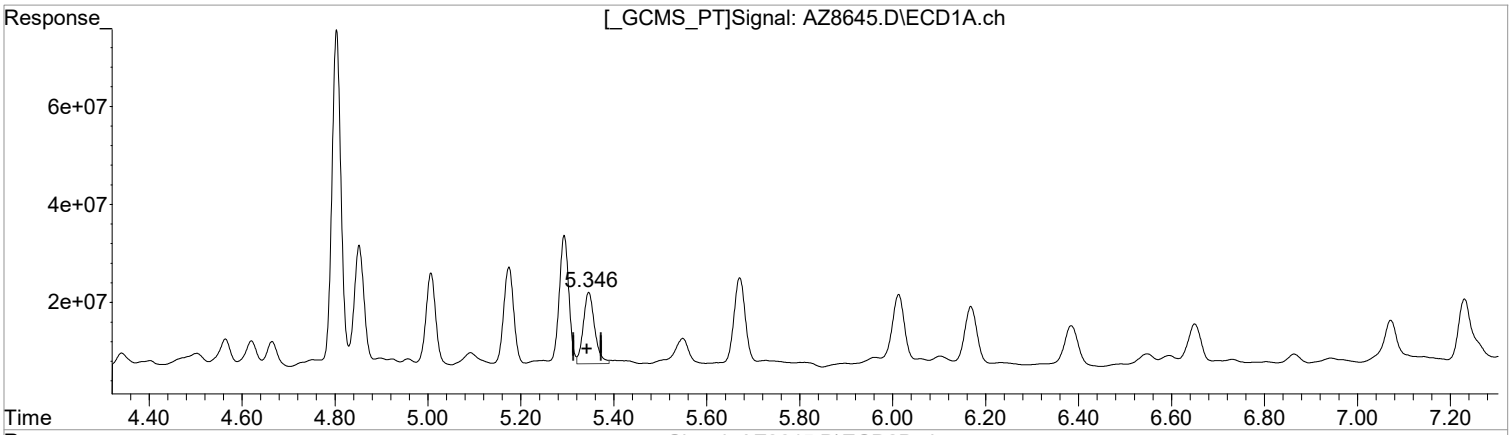

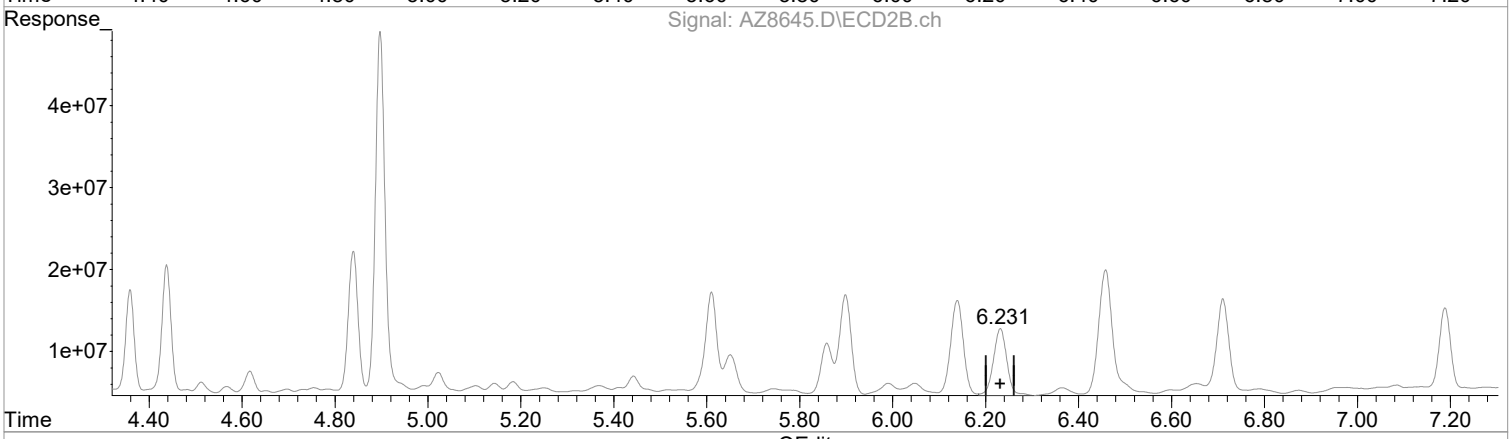

(9) alpha-Endosu (tc)
5.346min 4.141 ug/l m
response 248202481

(9) alpha-Endosu #2 (tc)
6.232min 4.122 ug/l
response 163552163

Manual Integration:
After
Poor integration.
06/23/21

(+) = Expected Retention Time

1st AF 06/23/21
2nd DM 06/23/21

Quantitation Report (Qedit)

Data Path : I:\ACQUDATA\7890m\DATA\062221\
Data File : AZ8645.D
Signal(s) : Signal #1: ECD1A.ch Signal #2: ECD2B.ch
Acq On : 22 Jun 2021 3:51 pm
Operator : AFelser
Sample : RQ2106851-08
Misc : 8081
ALS Vial : 10 Sample Multiplier: 1

Integration File signal 1: EVENTS.E
Integration File signal 2: EVENTS2.E
Quant Time: Jun 23 08:42:32 2021
Quant Method : I:\ACQUDATA\7890m\Methods\8081-060921.M
Quant Title : 608.3/8081B PESTICIDES
QLast Update : Wed Jun 23 08:41:58 2021
Response via : Initial Calibration
Integrator: ChemStation

Volume Inj. : 1uL
Signal #1 Phase : STx-CLP Signal #2 Phase: STx-CLPII
Signal #1 Info : 0.32mm 30m Signal #2 Info : 0.32mm 30m

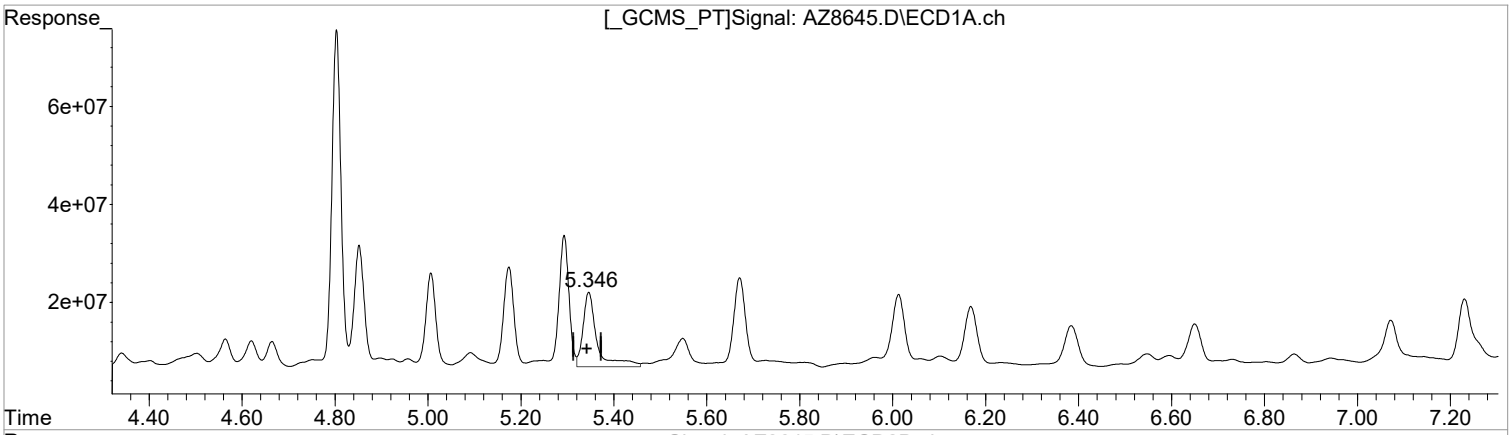

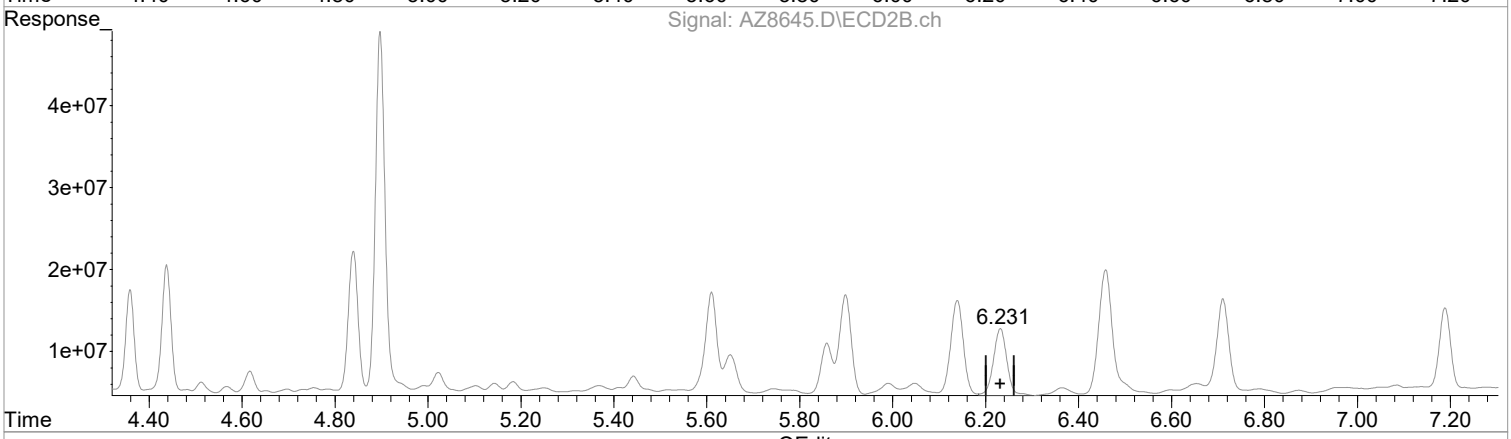

(9) alpha-Endosu (tc)
5.346min 5.363 ug/l
response 321472542

(9) alpha-Endosu #2 (tc)
6.232min 4.122 ug/l
response 163552163

Manual Integration:
Before

06/23/21

(+) = Expected Retention Time

1st AF 06/23/21
2nd DM 06/23/21

Quantitation Report (QT Reviewed)

Data Path : I:\ACQUDATA\7890m\DATA\062221\
Data File : AZ8645.D
Signal(s) : Signal #1: ECD1A.ch Signal #2: ECD2B.ch
Acq On : 22 Jun 2021 3:51 pm
Operator : AFelser
Sample : RQ2106851-08
Misc : 8081
ALS Vial : 10 Sample Multiplier: 1

Integration File signal 1: EVENTS.E
Integration File signal 2: EVENTS2.E
Quant Time: Jun 23 08:42:32 2021
Quant Method : I:\ACQUDATA\7890m\Methods\8081-060921.M
Quant Title : 608.3/8081B PESTICIDES
QLast Update : Wed Jun 23 08:41:58 2021
Response via : Initial Calibration
Integrator: ChemStation

Volume Inj. : 1uL
Signal #1 Phase : STx-CLP Signal #2 Phase: STx-CLPII
Signal #1 Info : 0.32mm 30m Signal #2 Info : 0.32mm 30m

	Compound	RT#1	RT#2	Resp#1	Resp#2	ug/l	ug/l
	System Monitoring Compounds						
1) S	SURR1,Tet...	2.668	2.982	1804.0E6	1512.2E6	30.221	37.457
	Spiked Amount 100.000 Range 30 - 150 Recovery = 30.22%						37.46%
23) S	SURR2,Dec...	9.234	10.190	1339.5E6	1002.2E6	27.446	33.220m
	Spiked Amount 100.000 Range 30 - 150 Recovery = 27.45%#						33.22%
	Target Compounds						
2) tc	alpha-BHC	3.119	3.559	466.1E6	309.6E6	5.405	5.356
3) tcm	gamma-BHC (L	3.399	3.933	271.7E6	276.7E6	3.456	5.315 #
4) tcm	Heptachlor	3.850	4.438	326.3E6	225.7E6	4.399	4.762
5) tcm	Aldrin	4.161	4.840	396.6E6	262.1E6	5.734	5.626
6) tc	beta-BHC	3.477	4.022	236.6E6	151.0E6	6.869	6.718
7) tc	delta-BHC	3.646	4.359	297.9E6	169.4E6	3.884	3.291
8) tc	Heptachlor E	4.852	5.610	377.0E6	231.6E6	5.796	5.402
9) tc	alpha-Endosu	5.346	6.232	248.2E6	163.6E6	4.141m	4.122
10) tc	gamma-Chlord	5.006	5.899	293.5E6	221.5E6	4.301	5.011
11) tc	alpha-Chlord	5.174	6.139	322.8E6	223.9E6	5.094	5.229
12) tc	4,4'-DDE	5.293	6.458	404.5E6	337.5E6	6.898	8.070
13) tcm	Dieldrin	5.671	6.710	291.8E6	221.1E6	4.502m	5.036m
14) tcm	Endrin	6.013	7.188	304.3E6	176.2E6	5.115	4.574
15) tc	beta-Endosul	6.383	7.502	183.6E6	148.2E6	3.264m	3.893
16) tc	4,4'-DDD	6.168	7.390	247.2E6	162.2E6	5.145	4.894
17) tcm	4,4'-DDT	6.650	7.823	178.1E6	117.3E6	3.415	3.470
18) tc	Endrin Aldeh	7.071	7.966	188.1E6	87805786	4.488m	3.238 #
19) tc	Endosulfan S	7.689	8.317	112.3E6	104.6E6	2.164	3.242 #
20) tc	Methoxychlor	7.439	8.692	96319184	49891140	3.998	3.159
21) tc	Endrin Keton	8.040	8.937	275.3E6	125.5E6	4.596	3.292 #
22) tc	Mirex	7.522	8.885	284.8E6	155.1E6	5.664	5.759m
	Sum Toxaphene			0	0	N.D.	N.D.
	Average Toxaphene					0.000	0.000
	Sum Chlordane			0	0	N.D.	N.D.
	Average Chlordane					0.000	0.000
	Sum Dechlorane			0	0	N.D.	N.D.
	Average Dechlorane					0.000	0.000

(f)=RT Delta > 1/2 Window (#)=Amounts differ by > 25% (m)=manual int.

Quantitation Report (QT Reviewed)

Data Path : I:\ACQUDATA\7890m\DATA\062221\
Data File : AZ8645.D
Signal(s) : Signal #1: ECD1A.ch Signal #2: ECD2B.ch
Acq On : 22 Jun 2021 3:51 pm
Operator : AFelser
Sample : RQ2106851-08
Misc : 8081
ALS Vial : 10 Sample Multiplier: 1

Integration File signal 1: EVENTS.E
Integration File signal 2: EVENTS2.E
Quant Time: Jun 23 08:42:32 2021
Quant Method : I:\ACQUDATA\7890m\Methods\8081-060921.M
Quant Title : 608.3/8081B PESTICIDES
QLast Update : Wed Jun 23 08:41:58 2021
Response via : Initial Calibration
Integrator: ChemStation

Volume Inj. : 1uL
Signal #1 Phase : STx-CLP Signal #2 Phase: STx-CLPII
Signal #1 Info : 0.32mm 30m Signal #2 Info : 0.32mm 30m

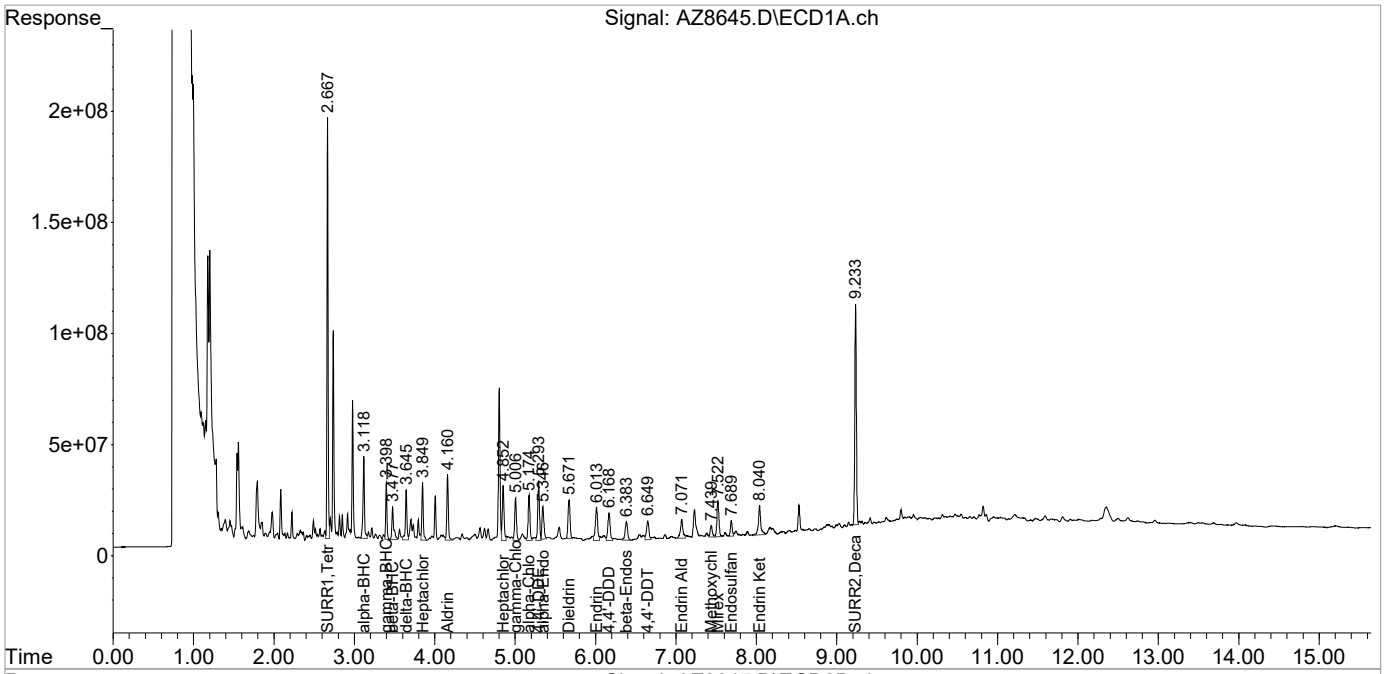

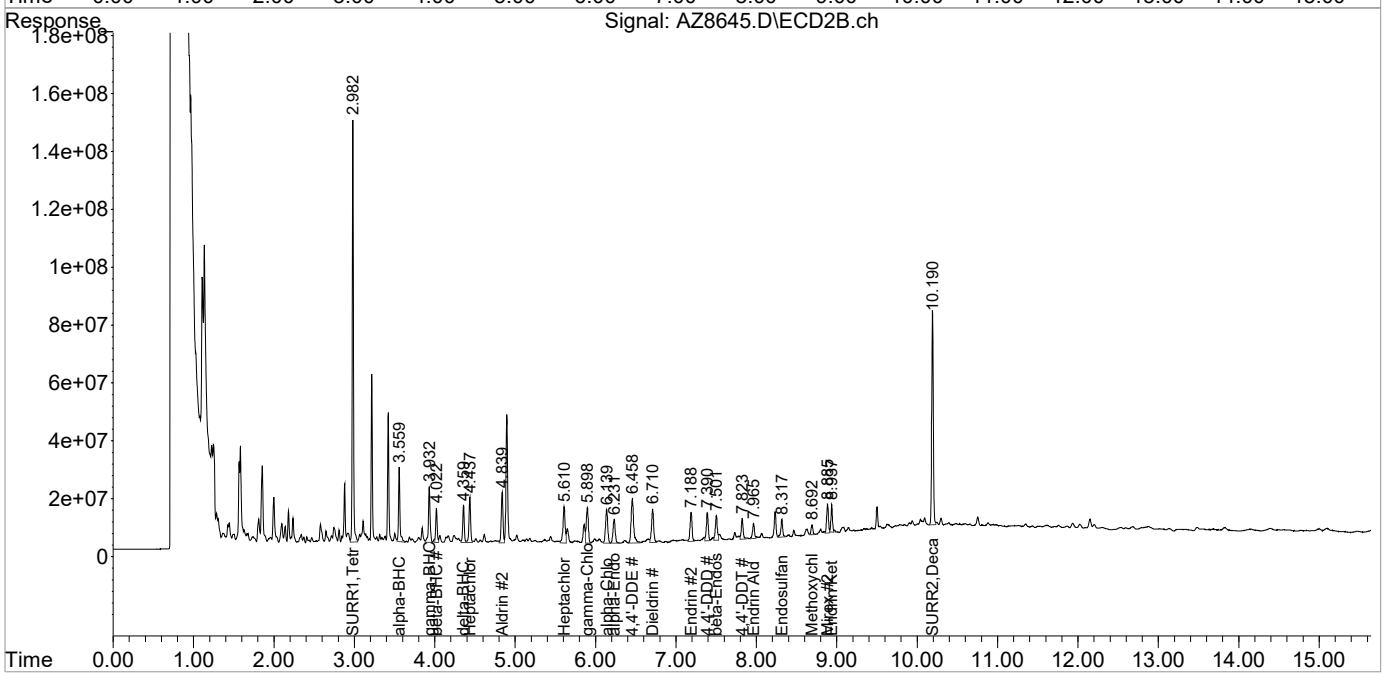

1st AF 06/23/21
2nd DM 06/23/21

Quantitation Report (Qedit)

Data Path : I:\ACQUDATA\7890m\DATA\062221\
Data File : AZ8646.D
Signal(s) : Signal #1: ECD1A.ch Signal #2: ECD2B.ch
Acq On : 22 Jun 2021 4:11 pm
Operator : AFelser
Sample : RQ2106851-09
Misc : 8081
ALS Vial : 11 Sample Multiplier: 1

Integration File signal 1: EVENTS.E
Integration File signal 2: EVENTS2.E
Quant Time: Jun 23 08:42:35 2021
Quant Method : I:\ACQUDATA\7890m\Methods\8081-060921.M
Quant Title : 608.3/8081B PESTICIDES
QLast Update : Wed Jun 23 08:41:58 2021
Response via : Initial Calibration
Integrator: ChemStation

Volume Inj. : 1uL
Signal #1 Phase : STx-CLP Signal #2 Phase: STx-CLPII
Signal #1 Info : 0.32mm 30m Signal #2 Info : 0.32mm 30m

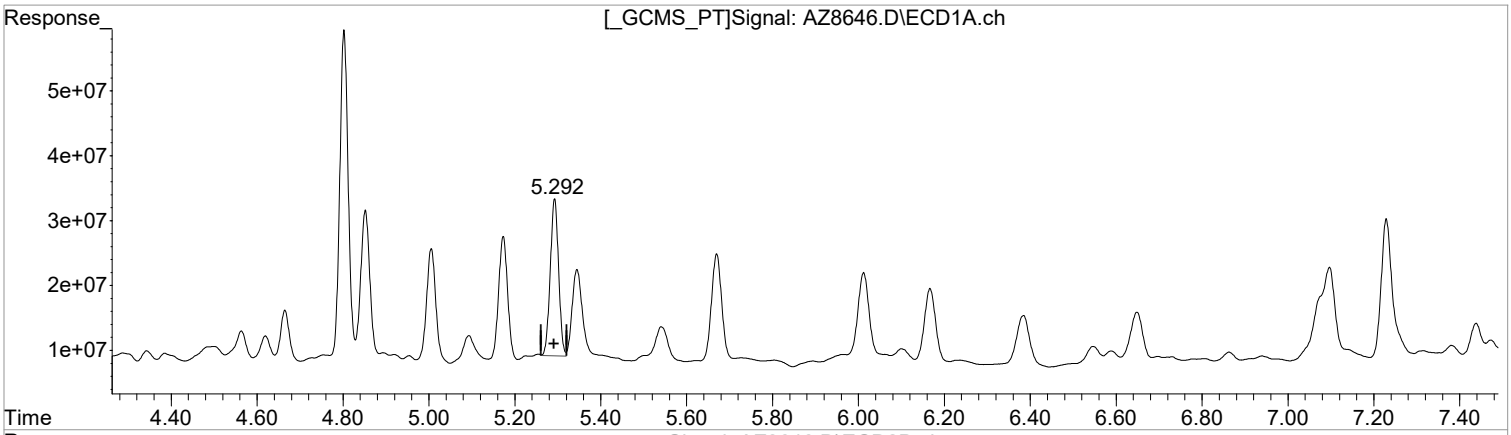

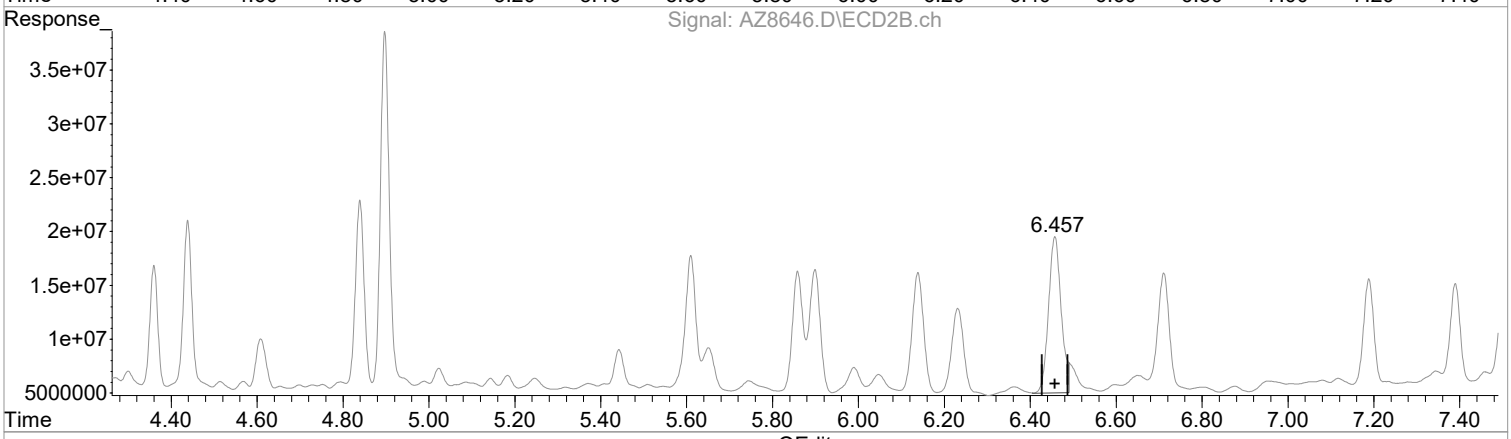

QEdit

(12) 4,4'-DDE (tc)
5.292min 5.561 ug/l m
response 326106271

(12) 4,4'-DDE #2 (tc)
6.457min 7.088 ug/l m
response 296421452

Manual Integration:
After
Poor integration.
06/23/21

(+) = Expected Retention Time

1st AF 06/23/21
2nd DM 06/23/21

Quantitation Report (Qedit)

Data Path : I:\ACQUDATA\7890m\DATA\062221\
Data File : AZ8646.D
Signal(s) : Signal #1: ECD1A.ch Signal #2: ECD2B.ch
Acq On : 22 Jun 2021 4:11 pm
Operator : AFelser
Sample : RQ2106851-09
Misc : 8081
ALS Vial : 11 Sample Multiplier: 1

Integration File signal 1: EVENTS.E
Integration File signal 2: EVENTS2.E
Quant Time: Jun 23 08:42:35 2021
Quant Method : I:\ACQUDATA\7890m\Methods\8081-060921.M
Quant Title : 608.3/8081B PESTICIDES
QLast Update : Wed Jun 23 08:41:58 2021
Response via : Initial Calibration
Integrator: ChemStation

Volume Inj. : 1uL
Signal #1 Phase : STx-CLP Signal #2 Phase: STx-CLPII
Signal #1 Info : 0.32mm 30m Signal #2 Info : 0.32mm 30m

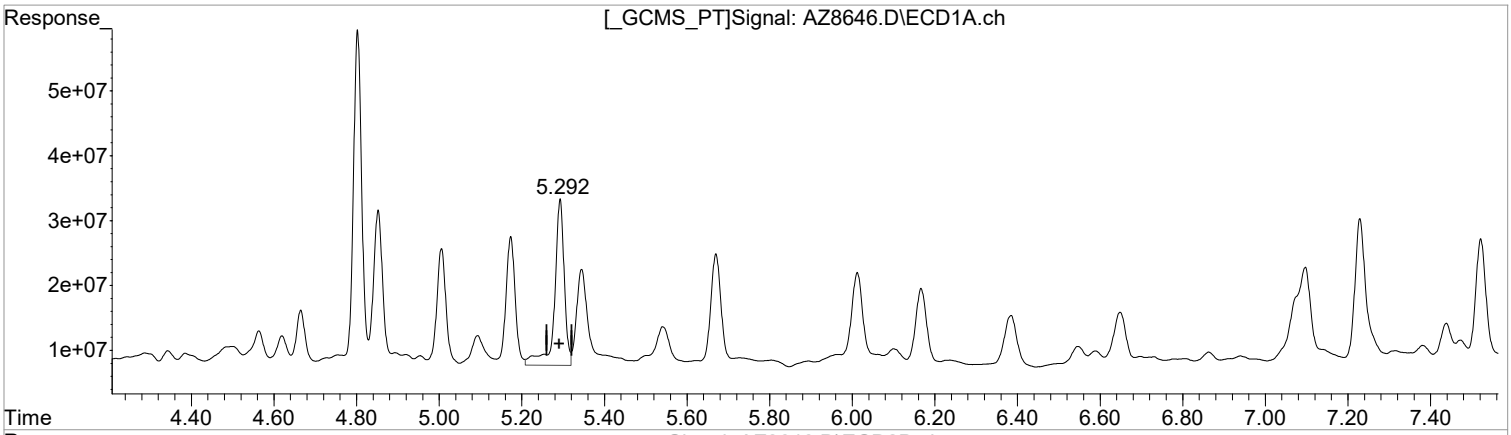

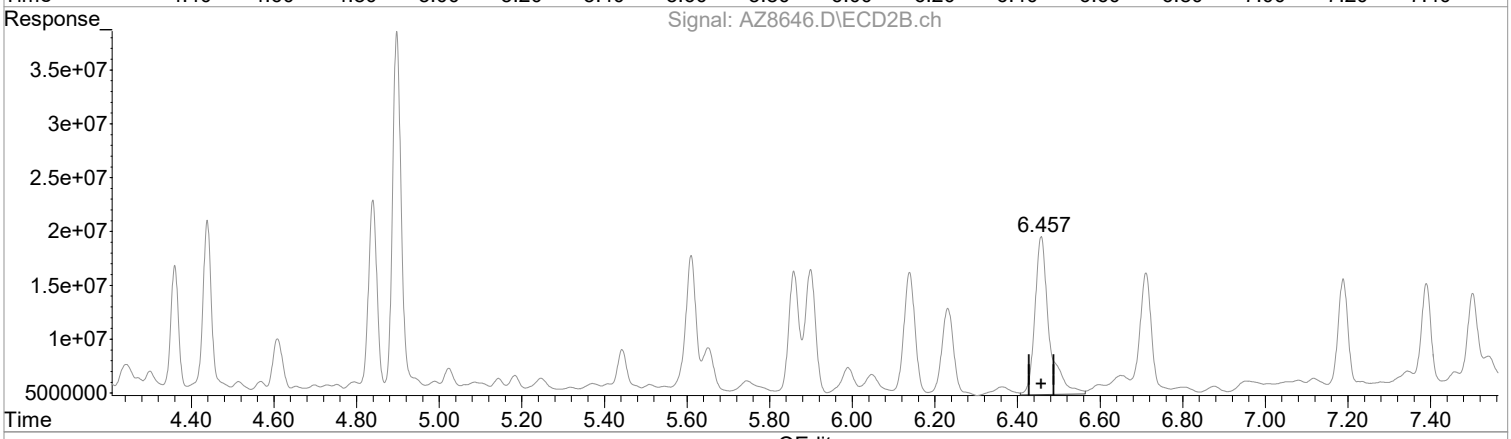

QEdit

(12) 4,4'-DDE (tc)
5.293min 7.209 ug/l
response 422738621

(12) 4,4'-DDE #2 (tc)
6.457min 8.440 ug/l
response 352956008

Manual Integration:
Before

06/23/21

(+) = Expected Retention Time

1st AF 06/23/21
2nd DM 06/23/21

Quantitation Report (Qedit)

Data Path : I:\ACQUDATA\7890m\DATA\062221\
Data File : AZ8646.D
Signal(s) : Signal #1: ECD1A.ch Signal #2: ECD2B.ch
Acq On : 22 Jun 2021 4:11 pm
Operator : AFelser
Sample : RQ2106851-09
Misc : 8081
ALS Vial : 11 Sample Multiplier: 1

Integration File signal 1: EVENTS.E
Integration File signal 2: EVENTS2.E
Quant Time: Jun 23 08:42:35 2021
Quant Method : I:\ACQUDATA\7890m\Methods\8081-060921.M
Quant Title : 608.3/8081B PESTICIDES
QLast Update : Wed Jun 23 08:41:58 2021
Response via : Initial Calibration
Integrator: ChemStation

Volume Inj. : 1uL
Signal #1 Phase : STx-CLP Signal #2 Phase: STx-CLPII
Signal #1 Info : 0.32mm 30m Signal #2 Info : 0.32mm 30m

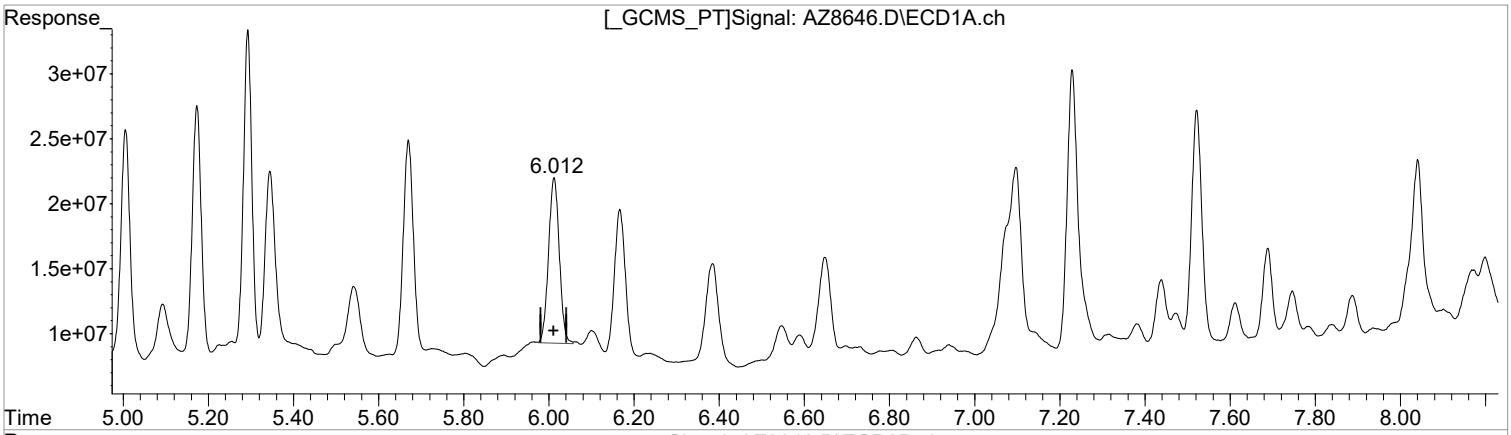

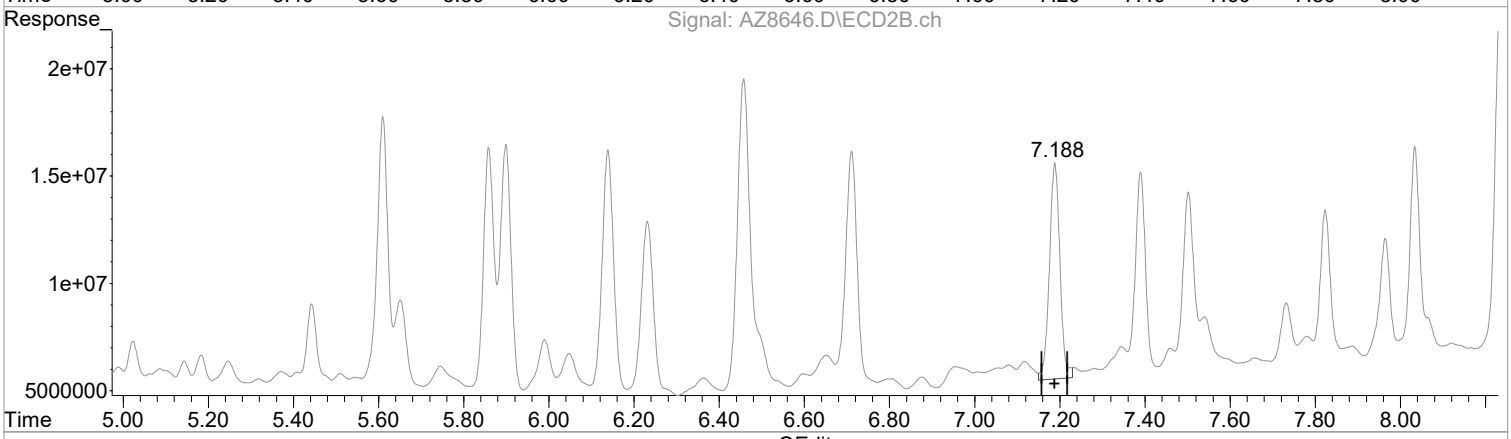

(14) Endrin (tcm)
6.012min 3.749 ug/l m
response 222965686

(14) Endrin #2 (tcm)
7.188min 4.516 ug/l
response 173942802

Manual Integration:
After
Poor integration.
06/23/21

(+) = Expected Retention Time

1st AF 06/23/21
2nd DM 06/23/21

Quantitation Report (Qedit)

Data Path : I:\ACQUDATA\7890m\DATA\062221\
Data File : AZ8646.D
Signal(s) : Signal #1: ECD1A.ch Signal #2: ECD2B.ch
Acq On : 22 Jun 2021 4:11 pm
Operator : AFelser
Sample : RQ2106851-09
Misc : 8081
ALS Vial : 11 Sample Multiplier: 1

Integration File signal 1: EVENTS.E
Integration File signal 2: EVENTS2.E
Quant Time: Jun 23 08:42:35 2021
Quant Method : I:\ACQUDATA\7890m\Methods\8081-060921.M
Quant Title : 608.3/8081B PESTICIDES
QLast Update : Wed Jun 23 08:41:58 2021
Response via : Initial Calibration
Integrator: ChemStation

Volume Inj. : 1uL
Signal #1 Phase : STx-CLP Signal #2 Phase: STx-CLPII
Signal #1 Info : 0.32mm 30m Signal #2 Info : 0.32mm 30m

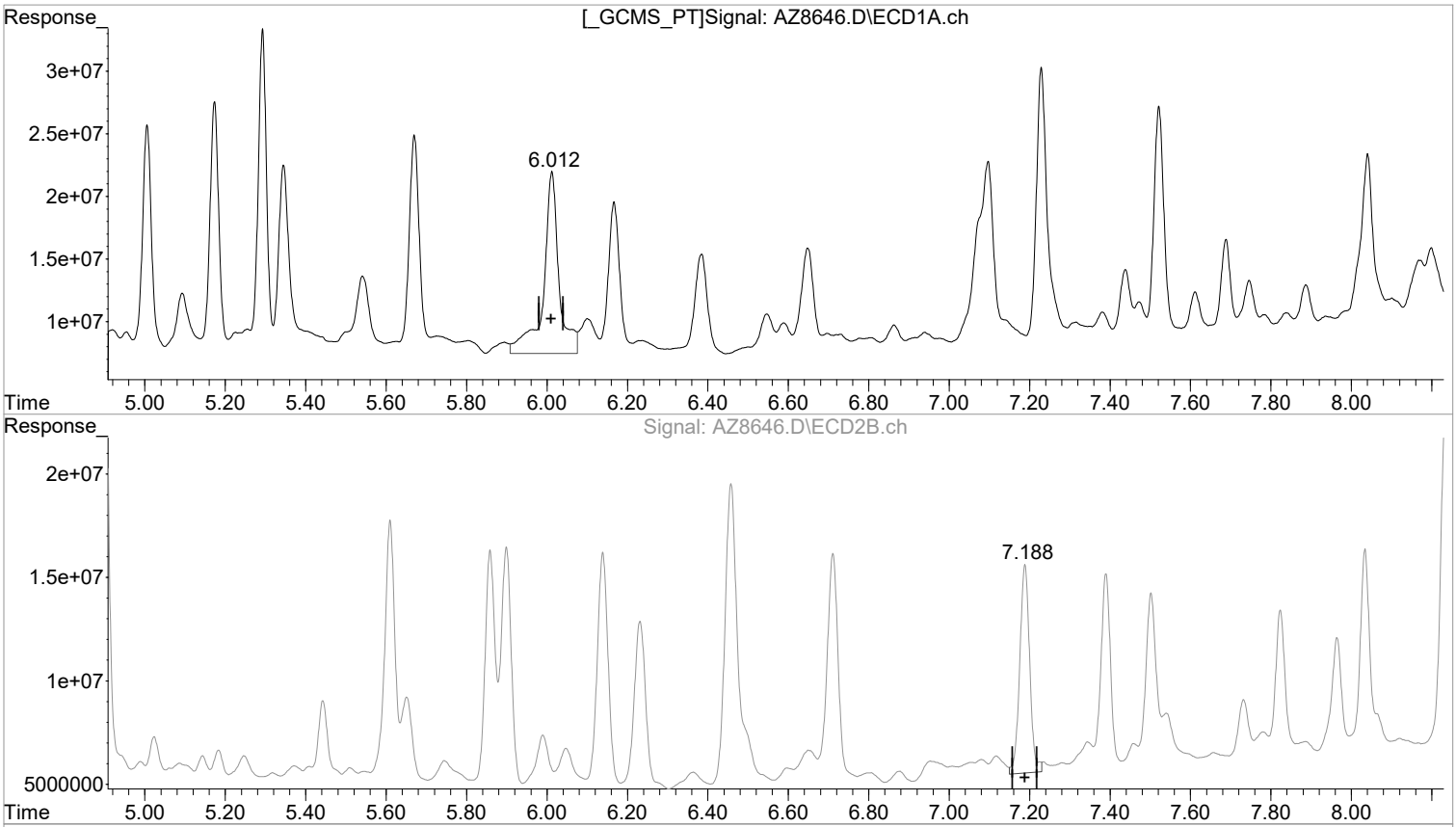

(14) Endrin (tcm)
6.012min 6.526 ug/l
response 388149831

Manual Integration:
Before

06/23/21

(14) Endrin #2 (tcm)
7.188min 4.516 ug/l
response 173942802

(+) = Expected Retention Time

1st AF 06/23/21
2nd DM 06/23/21

Quantitation Report (Qedit)

Data Path : I:\ACQUDATA\7890m\DATA\062221\
Data File : AZ8646.D
Signal(s) : Signal #1: ECD1A.ch Signal #2: ECD2B.ch
Acq On : 22 Jun 2021 4:11 pm
Operator : AFelser
Sample : RQ2106851-09
Misc : 8081
ALS Vial : 11 Sample Multiplier: 1

Integration File signal 1: EVENTS.E
Integration File signal 2: EVENTS2.E
Quant Time: Jun 23 08:42:35 2021
Quant Method : I:\ACQUDATA\7890m\Methods\8081-060921.M
Quant Title : 608.3/8081B PESTICIDES
QLast Update : Wed Jun 23 08:41:58 2021
Response via : Initial Calibration
Integrator: ChemStation

Volume Inj. : 1uL
Signal #1 Phase : STx-CLP Signal #2 Phase: STx-CLPII
Signal #1 Info : 0.32mm 30m Signal #2 Info : 0.32mm 30m

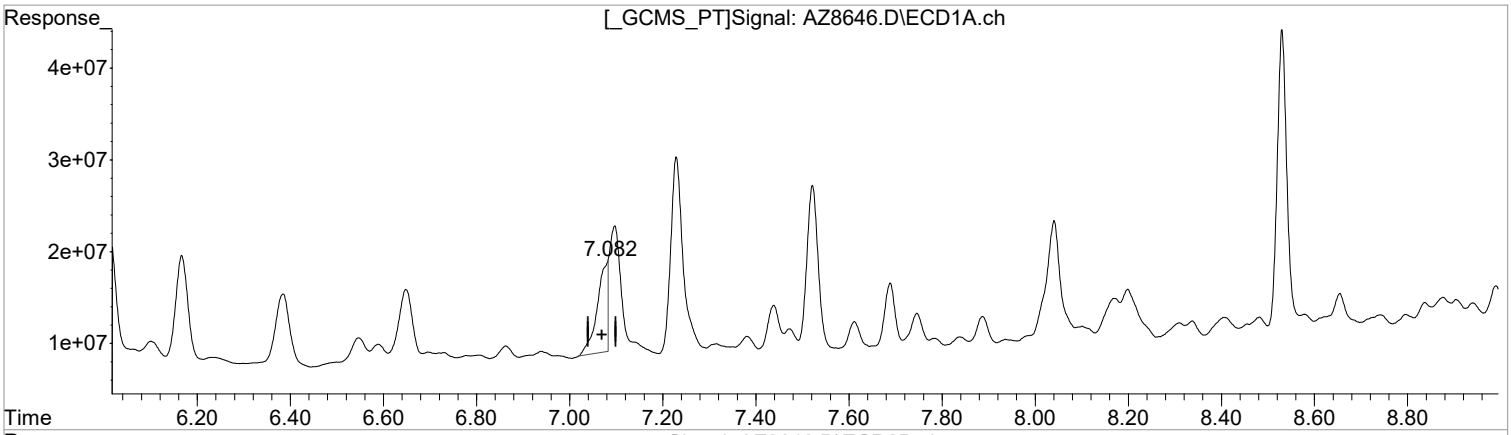

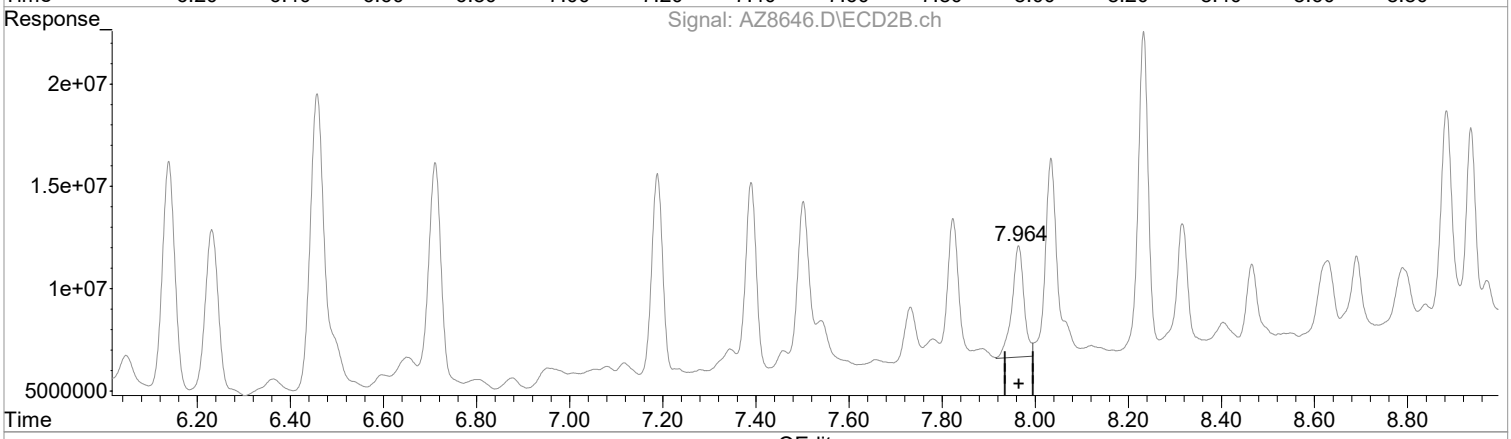

QEdit

(18) Endrin Aldeh (tc)
7.082min 3.616 ug/l m
response 151537296

(18) Endrin Aldeh #2 (tc)
7.964min 3.583 ug/l
response 97158042

Manual Integration:
After
Peak not found.
06/23/21

(+) = Expected Retention Time

1st AF 06/23/21
2nd DM 06/23/21

Quantitation Report (Qedit)

Data Path : I:\ACQUDATA\7890m\DATA\062221\
Data File : AZ8646.D
Signal(s) : Signal #1: ECD1A.ch Signal #2: ECD2B.ch
Acq On : 22 Jun 2021 4:11 pm
Operator : AFelser
Sample : RQ2106851-09
Misc : 8081
ALS Vial : 11 Sample Multiplier: 1

Integration File signal 1: EVENTS.E
Integration File signal 2: EVENTS2.E
Quant Time: Jun 23 08:42:35 2021
Quant Method : I:\ACQUDATA\7890m\Methods\8081-060921.M
Quant Title : 608.3/8081B PESTICIDES
QLast Update : Wed Jun 23 08:41:58 2021
Response via : Initial Calibration
Integrator: ChemStation

Volume Inj. : 1uL
Signal #1 Phase : STx-CLP Signal #2 Phase: STx-CLPII
Signal #1 Info : 0.32mm 30m Signal #2 Info : 0.32mm 30m

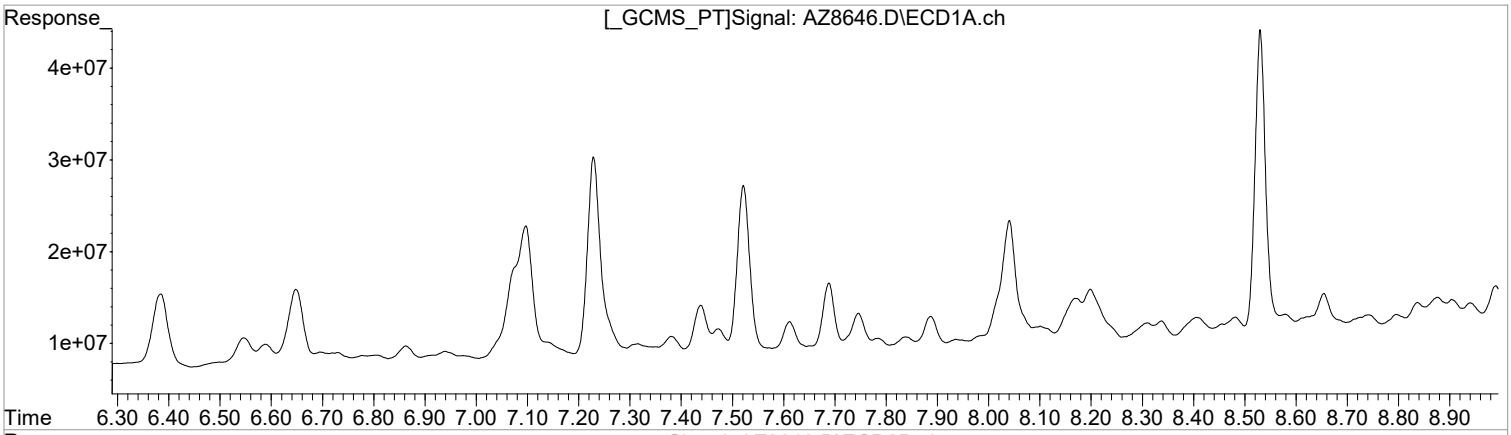

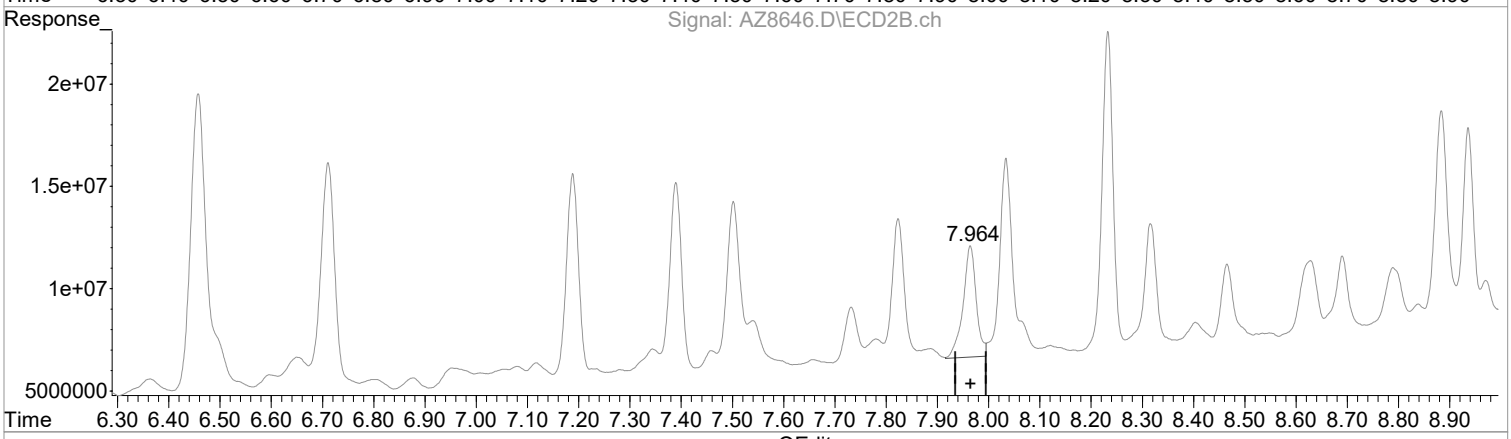

QEdit

(18) Endrin Aldeh (tc)
0.000min 0.000 ug/l
response 0

Manual Integration:
Before

06/23/21

(18) Endrin Aldeh #2 (tc)
7.964min 3.583 ug/l
response 97158042

(+) = Expected Retention Time

1st AF 06/23/21
2nd DM 06/23/21

Quantitation Report (Qedit)

Data Path : I:\ACQUDATA\7890m\DATA\062221\
Data File : AZ8646.D
Signal(s) : Signal #1: ECD1A.ch Signal #2: ECD2B.ch
Acq On : 22 Jun 2021 4:11 pm
Operator : AFelser
Sample : RQ2106851-09
Misc : 8081
ALS Vial : 11 Sample Multiplier: 1

Integration File signal 1: EVENTS.E
Integration File signal 2: EVENTS2.E
Quant Time: Jun 23 08:42:35 2021
Quant Method : I:\ACQUDATA\7890m\Methods\8081-060921.M
Quant Title : 608.3/8081B PESTICIDES
QLast Update : Wed Jun 23 08:41:58 2021
Response via : Initial Calibration
Integrator: ChemStation

Volume Inj. : 1uL
Signal #1 Phase : STx-CLP Signal #2 Phase: STx-CLPII
Signal #1 Info : 0.32mm 30m Signal #2 Info : 0.32mm 30m

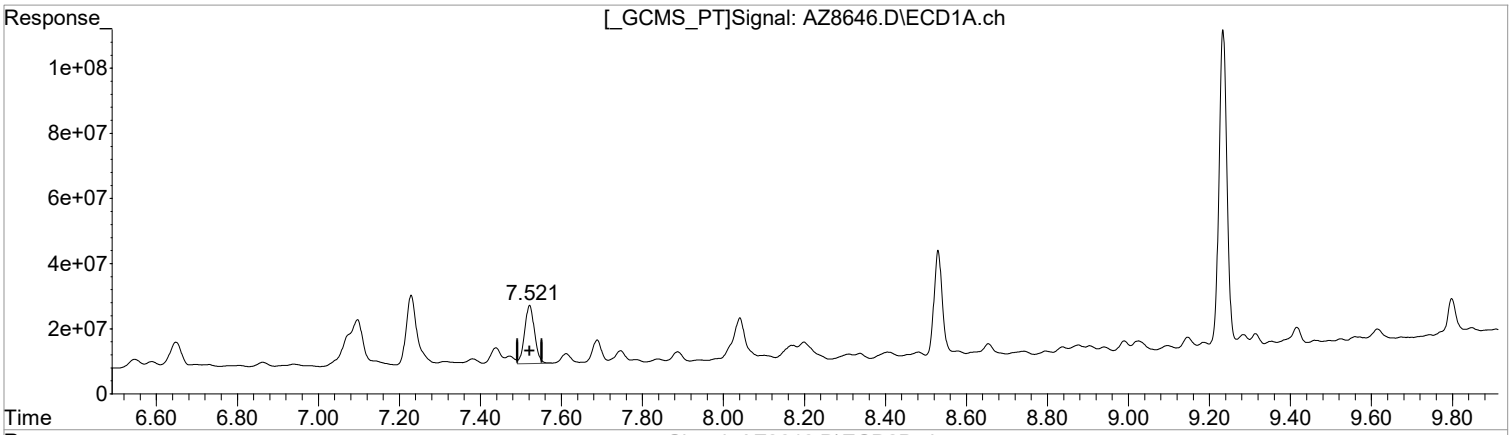

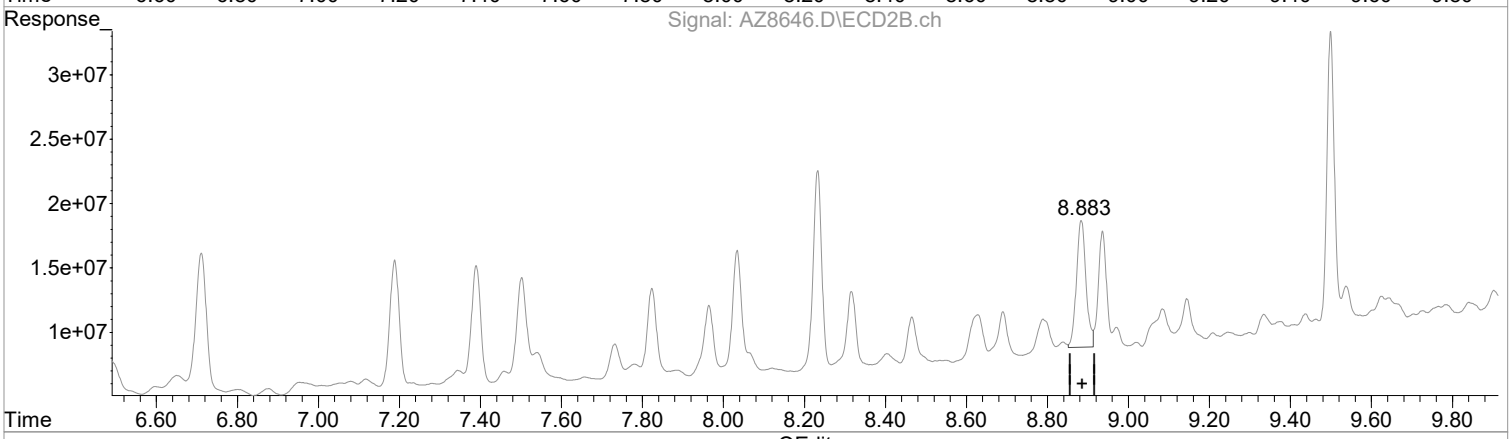

(22) Mirex (tc)
7.522min 6.105 ug/l
response 306981507

(22) Mirex #2 (tc)
8.883min 6.034 ug/l m
response 162488997

Manual Integration:
After
Poor integration.
06/23/21

(+) = Expected Retention Time

1st AF 06/23/21
2nd DM 06/23/21

Quantitation Report (Qedit)

Data Path : I:\ACQUDATA\7890m\DATA\062221\
Data File : AZ8646.D
Signal(s) : Signal #1: ECD1A.ch Signal #2: ECD2B.ch
Acq On : 22 Jun 2021 4:11 pm
Operator : AFelser
Sample : RQ2106851-09
Misc : 8081
ALS Vial : 11 Sample Multiplier: 1

Integration File signal 1: EVENTS.E
Integration File signal 2: EVENTS2.E
Quant Time: Jun 23 08:42:35 2021
Quant Method : I:\ACQUDATA\7890m\Methods\8081-060921.M
Quant Title : 608.3/8081B PESTICIDES
QLast Update : Wed Jun 23 08:41:58 2021
Response via : Initial Calibration
Integrator: ChemStation

Volume Inj. : 1uL
Signal #1 Phase : STx-CLP Signal #2 Phase: STx-CLPII
Signal #1 Info : 0.32mm 30m Signal #2 Info : 0.32mm 30m

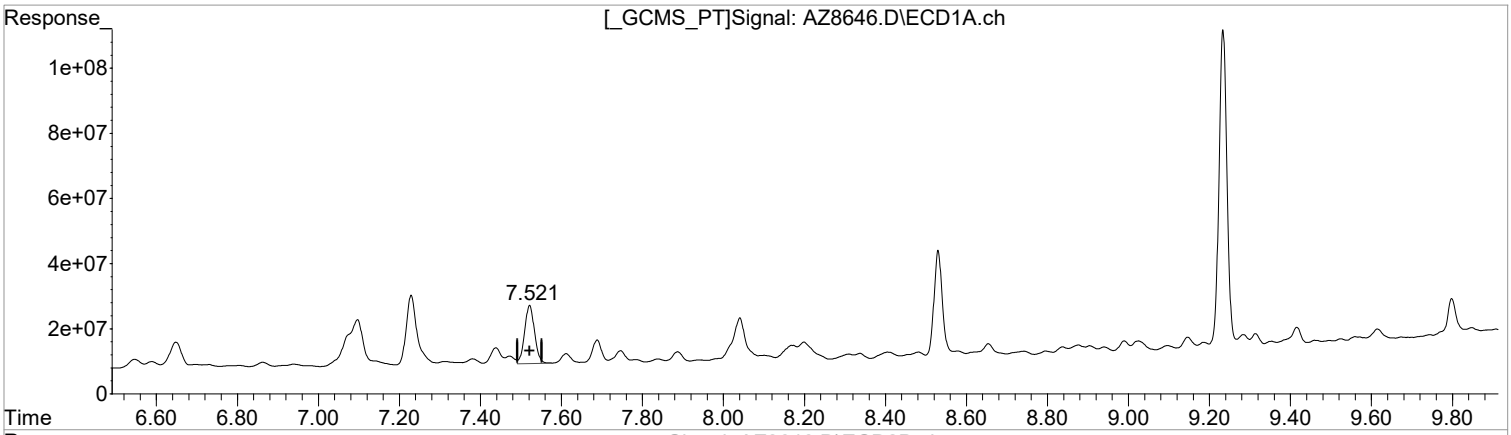

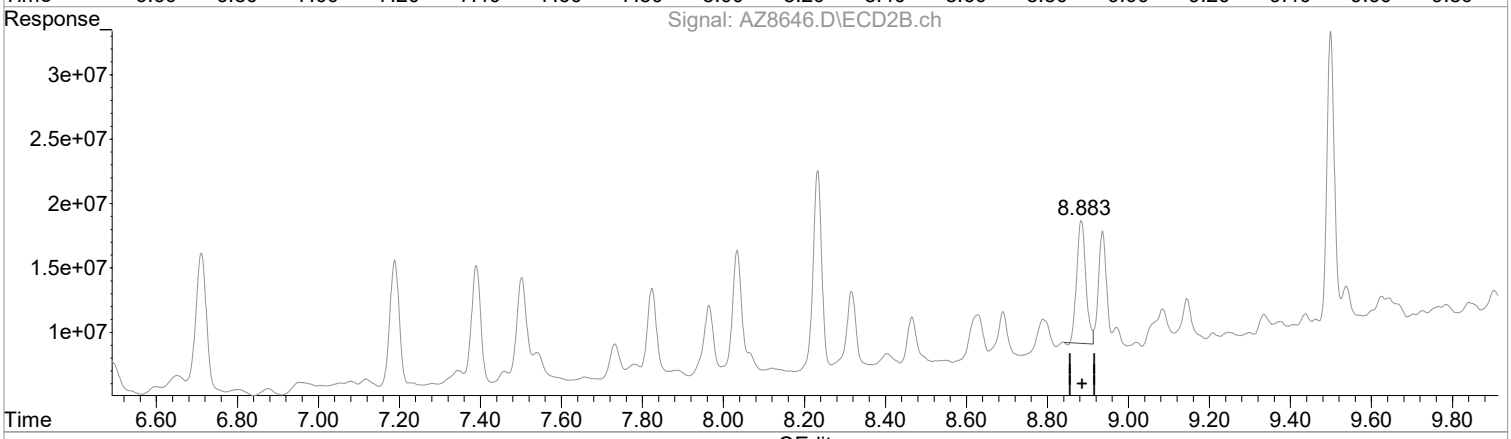

(22) Mirex (tc)
7.522min 6.105 ug/l
response 306981507

Manual Integration:
Before

06/23/21

(22) Mirex #2 (tc)
8.884min 5.574 ug/l
response 150079246

(+) = Expected Retention Time

1st AF 06/23/21
2nd DM 06/23/21

Quantitation Report (Qedit)

Data Path : I:\ACQUDATA\7890m\DATA\062221\
Data File : AZ8646.D
Signal(s) : Signal #1: ECD1A.ch Signal #2: ECD2B.ch
Acq On : 22 Jun 2021 4:11 pm
Operator : AFelser
Sample : RQ2106851-09
Misc : 8081
ALS Vial : 11 Sample Multiplier: 1

Integration File signal 1: EVENTS.E
Integration File signal 2: EVENTS2.E
Quant Time: Jun 23 08:42:35 2021
Quant Method : I:\ACQUDATA\7890m\Methods\8081-060921.M
Quant Title : 608.3/8081B PESTICIDES
QLast Update : Wed Jun 23 08:41:58 2021
Response via : Initial Calibration
Integrator: ChemStation

Volume Inj. : 1uL
Signal #1 Phase : STx-CLP Signal #2 Phase: STx-CLPII
Signal #1 Info : 0.32mm 30m Signal #2 Info : 0.32mm 30m

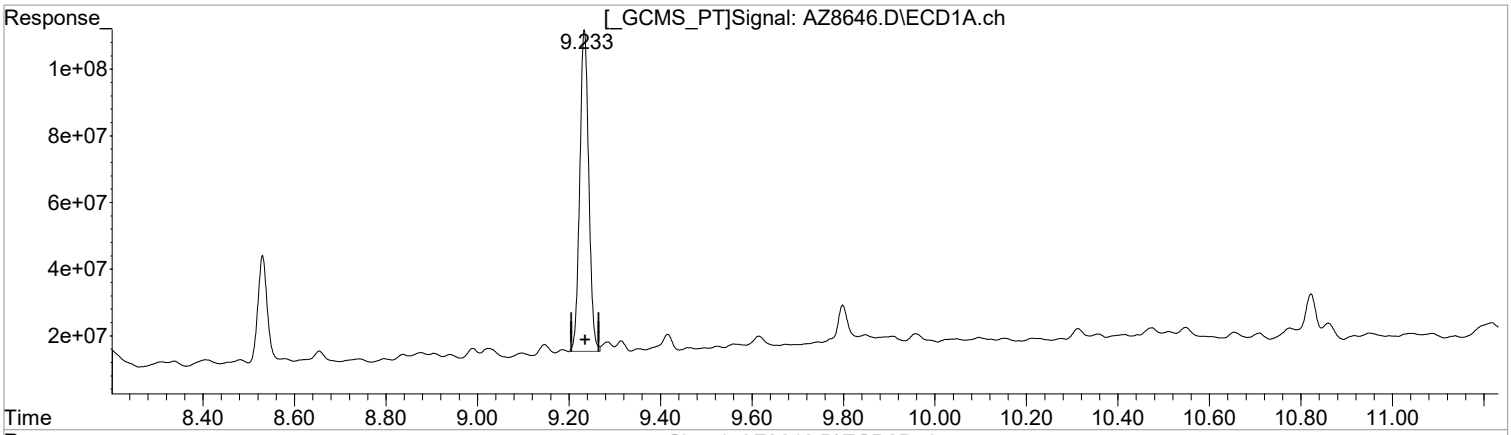

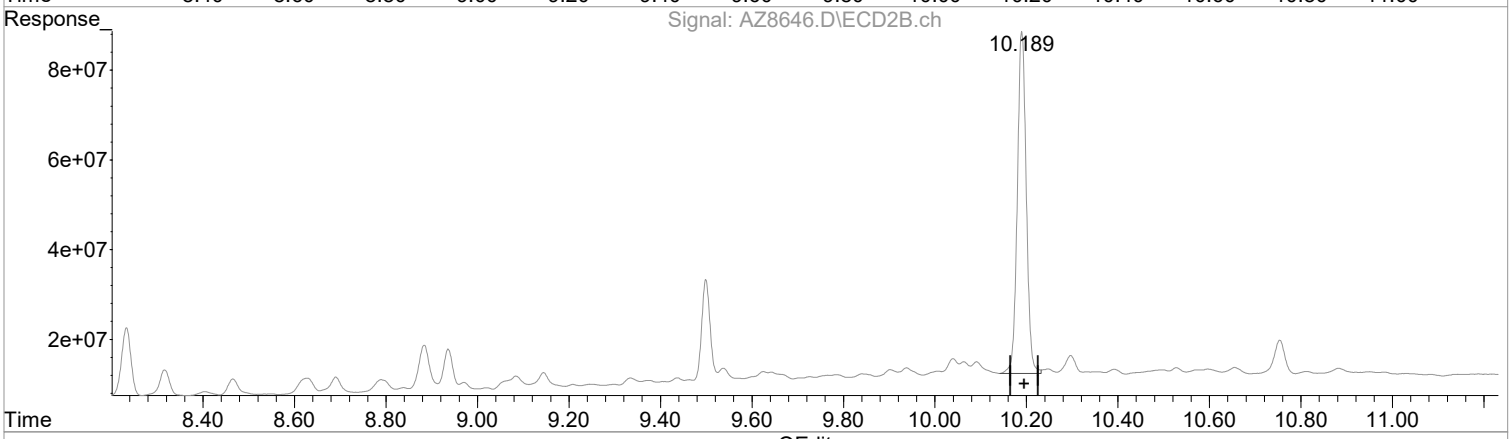

(23) SURR2,Decachlorobiphenyl (S)
9.234min 26.913 ug/l
response 1313545894

(23) SURR2,Decachlorobiphenyl #2 (S)
10.189min 34.295 ug/l m
response 1034687189

Manual Integration:
After
Poor integration.
06/23/21

(+) = Expected Retention Time

1st AF 06/23/21
2nd DM 06/23/21

Quantitation Report (Qedit)

Data Path : I:\ACQUDATA\7890m\DATA\062221\
Data File : AZ8646.D
Signal(s) : Signal #1: ECD1A.ch Signal #2: ECD2B.ch
Acq On : 22 Jun 2021 4:11 pm
Operator : AFelser
Sample : RQ2106851-09
Misc : 8081
ALS Vial : 11 Sample Multiplier: 1

Integration File signal 1: EVENTS.E
Integration File signal 2: EVENTS2.E
Quant Time: Jun 23 08:42:35 2021
Quant Method : I:\ACQUDATA\7890m\Methods\8081-060921.M
Quant Title : 608.3/8081B PESTICIDES
QLast Update : Wed Jun 23 08:41:58 2021
Response via : Initial Calibration
Integrator: ChemStation

Volume Inj. : 1uL
Signal #1 Phase : STx-CLP Signal #2 Phase: STx-CLPII
Signal #1 Info : 0.32mm 30m Signal #2 Info : 0.32mm 30m

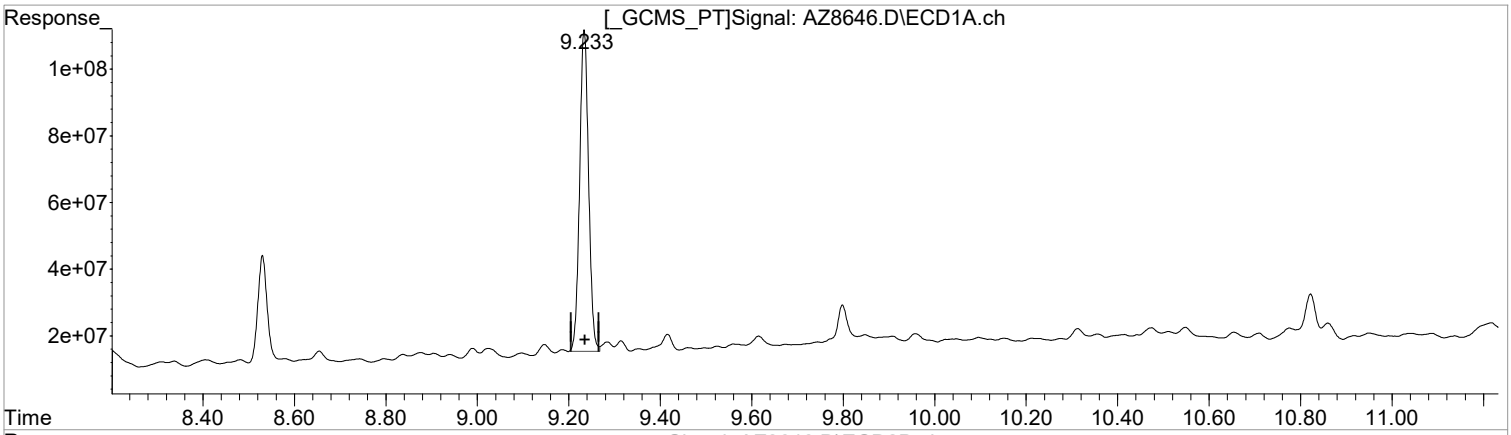

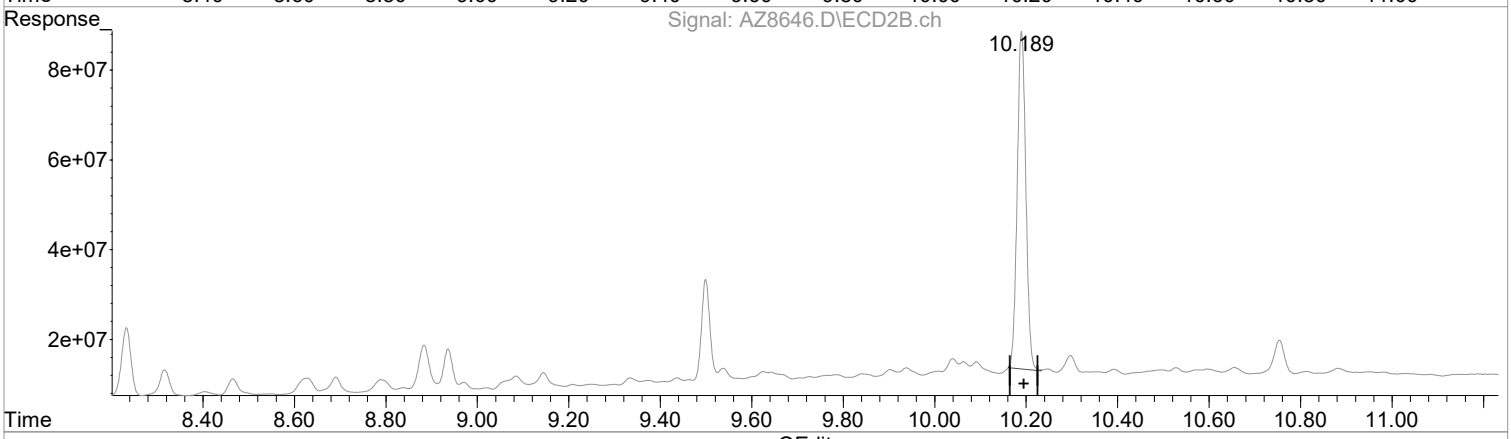

QEdit

(23) SURR2,Decachlorobiphenyl (S)
9.234min 26.913 ug/l
response 1313545894

Manual Integration:
Before
06/23/21

(23) SURR2,Decachlorobiphenyl #2 (S)
10.190min 32.798 ug/l
response 989497804

(+) = Expected Retention Time

1st AF 06/23/21
2nd DM 06/23/21

Quantitation Report (Qedit)

Data Path : I:\ACQUDATA\7890m\DATA\062221\
Data File : AZ8646.D
Signal(s) : Signal #1: ECD1A.ch Signal #2: ECD2B.ch
Acq On : 22 Jun 2021 4:11 pm
Operator : AFelser
Sample : RQ2106851-09
Misc : 8081
ALS Vial : 11 Sample Multiplier: 1

Integration File signal 1: EVENTS.E
Integration File signal 2: EVENTS2.E
Quant Time: Jun 23 08:42:35 2021
Quant Method : I:\ACQUDATA\7890m\Methods\8081-060921.M
Quant Title : 608.3/8081B PESTICIDES
QLast Update : Wed Jun 23 08:41:58 2021
Response via : Initial Calibration
Integrator: ChemStation

Volume Inj. : 1uL
Signal #1 Phase : STx-CLP Signal #2 Phase: STx-CLPII
Signal #1 Info : 0.32mm 30m Signal #2 Info : 0.32mm 30m

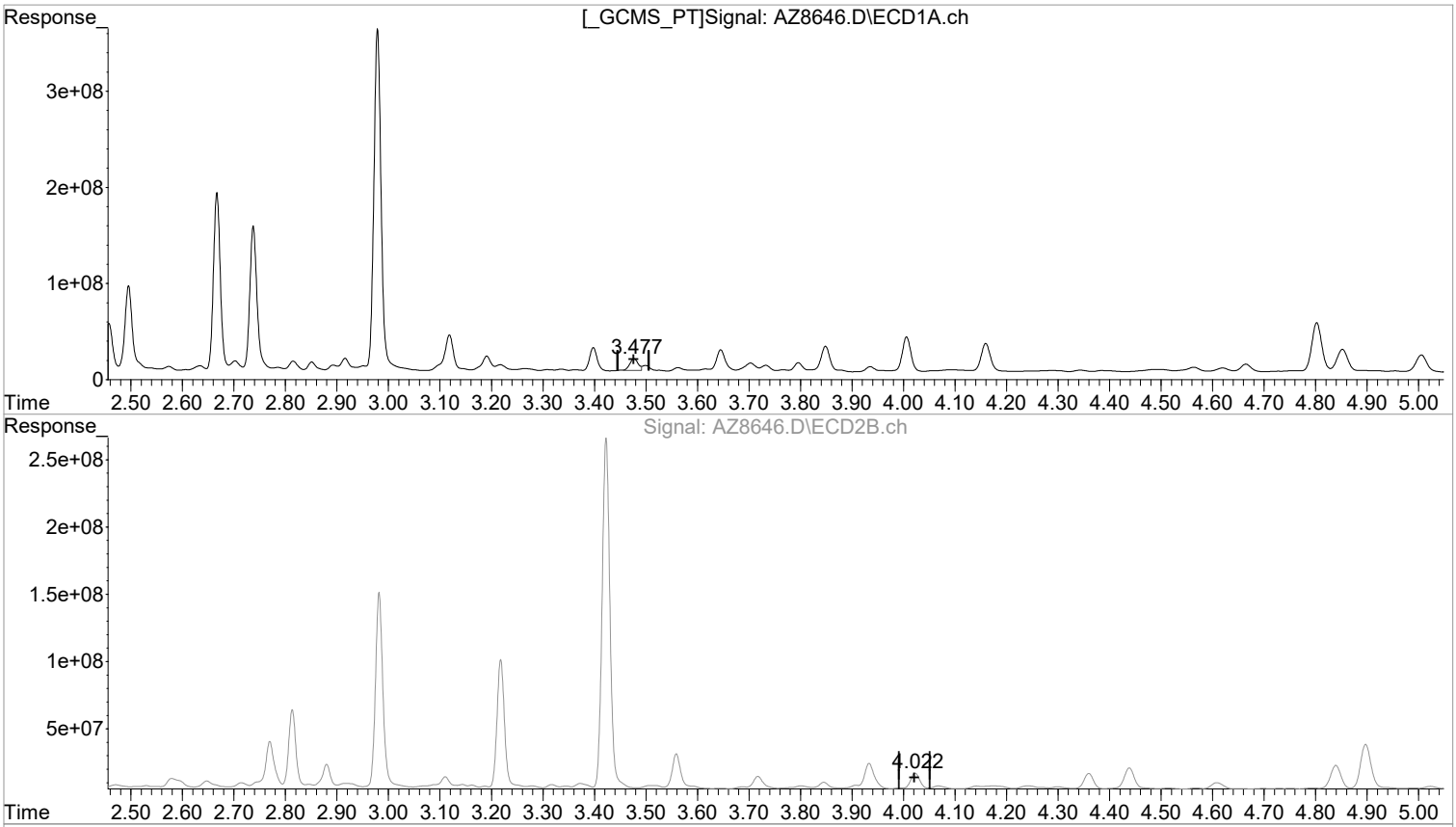

(6) beta-BHC (tc)
3.477min 3.960 ug/l m
response 136390032

(6) beta-BHC #2 (tc)
4.023min 6.748 ug/l
response 151698800

Manual Integration:
After
Poor integration.
06/23/21

(+) = Expected Retention Time

1st AF 06/23/21
2nd DM 06/23/21

Quantitation Report (Qedit)

Data Path : I:\ACQUDATA\7890m\DATA\062221\
Data File : AZ8646.D
Signal(s) : Signal #1: ECD1A.ch Signal #2: ECD2B.ch
Acq On : 22 Jun 2021 4:11 pm
Operator : AFelser
Sample : RQ2106851-09
Misc : 8081
ALS Vial : 11 Sample Multiplier: 1

Integration File signal 1: EVENTS.E
Integration File signal 2: EVENTS2.E
Quant Time: Jun 23 08:42:35 2021
Quant Method : I:\ACQUDATA\7890m\Methods\8081-060921.M
Quant Title : 608.3/8081B PESTICIDES
QLast Update : Wed Jun 23 08:41:58 2021
Response via : Initial Calibration
Integrator: ChemStation

Volume Inj. : 1uL
Signal #1 Phase : STx-CLP Signal #2 Phase: STx-CLPII
Signal #1 Info : 0.32mm 30m Signal #2 Info : 0.32mm 30m

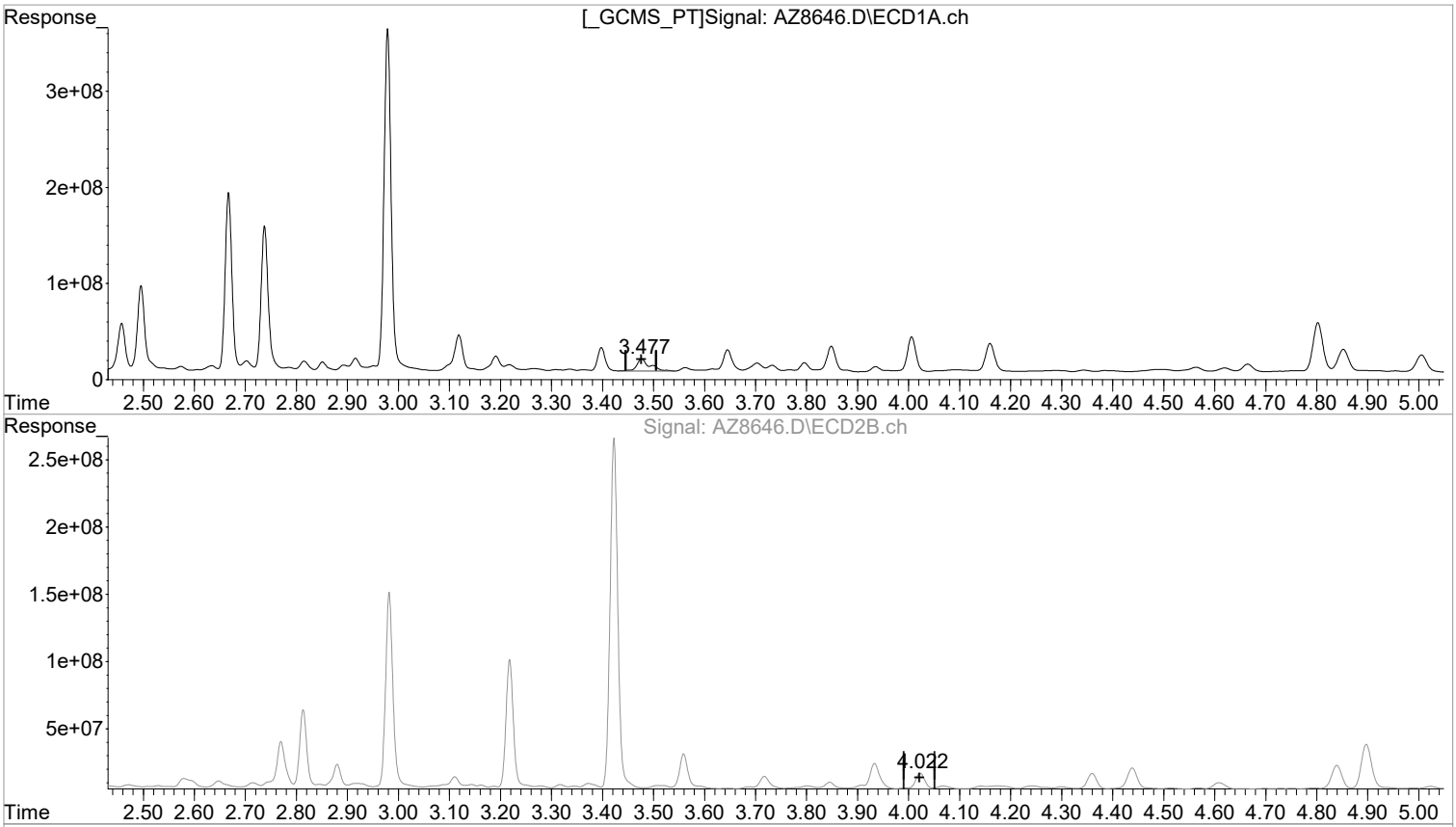

(6) beta-BHC (tc)
3.477min 6.571 ug/l
response 226332258

(6) beta-BHC #2 (tc)
4.023min 6.748 ug/l
response 151698800

Manual Integration:
Before

06/23/21

(+) = Expected Retention Time

1st AF 06/23/21
2nd DM 06/23/21

Quantitation Report (Qedit)

Data Path : I:\ACQUDATA\7890m\DATA\062221\
Data File : AZ8646.D
Signal(s) : Signal #1: ECD1A.ch Signal #2: ECD2B.ch
Acq On : 22 Jun 2021 4:11 pm
Operator : AFelser
Sample : RQ2106851-09
Misc : 8081
ALS Vial : 11 Sample Multiplier: 1

Integration File signal 1: EVENTS.E
Integration File signal 2: EVENTS2.E
Quant Time: Jun 23 08:42:35 2021
Quant Method : I:\ACQUDATA\7890m\Methods\8081-060921.M
Quant Title : 608.3/8081B PESTICIDES
QLast Update : Wed Jun 23 08:41:58 2021
Response via : Initial Calibration
Integrator: ChemStation

Volume Inj. : 1uL
Signal #1 Phase : STx-CLP Signal #2 Phase: STx-CLPII
Signal #1 Info : 0.32mm 30m Signal #2 Info : 0.32mm 30m

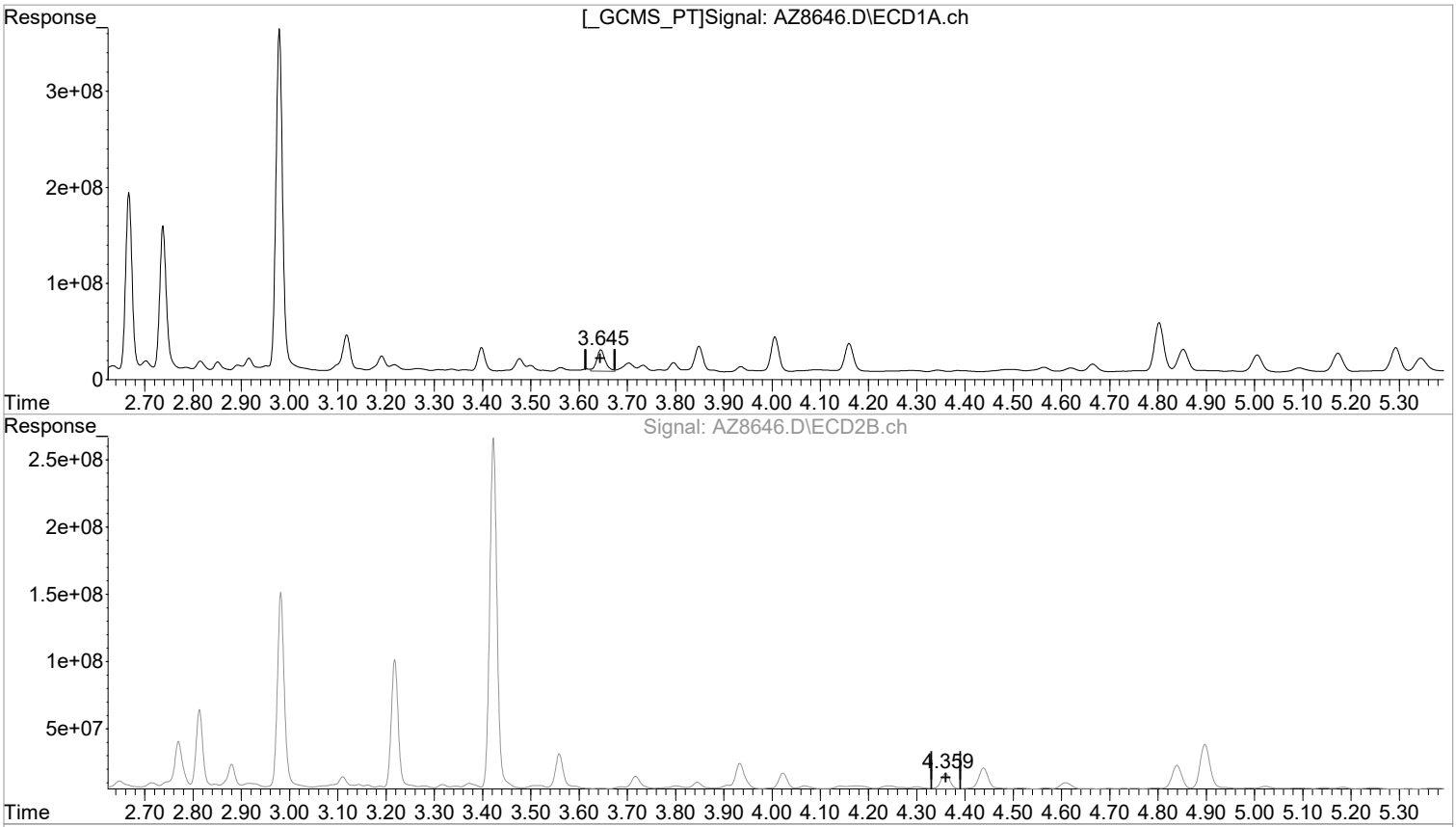

(7) delta-BHC (tc)
3.645min 3.632 ug/l m
response 278623769

(7) delta-BHC #2 (tc)
4.360min 2.950 ug/l
response 151853443

Manual Integration:
After
Poor integration.
06/23/21

(+) = Expected Retention Time

1st AF 06/23/21
2nd DM 06/23/21

Quantitation Report (Qedit)

Data Path : I:\ACQUDATA\7890m\DATA\062221\
Data File : AZ8646.D
Signal(s) : Signal #1: ECD1A.ch Signal #2: ECD2B.ch
Acq On : 22 Jun 2021 4:11 pm
Operator : AFelser
Sample : RQ2106851-09
Misc : 8081
ALS Vial : 11 Sample Multiplier: 1

Integration File signal 1: EVENTS.E
Integration File signal 2: EVENTS2.E
Quant Time: Jun 23 08:42:35 2021
Quant Method : I:\ACQUDATA\7890m\Methods\8081-060921.M
Quant Title : 608.3/8081B PESTICIDES
QLast Update : Wed Jun 23 08:41:58 2021
Response via : Initial Calibration
Integrator: ChemStation

Volume Inj. : 1uL
Signal #1 Phase : STx-CLP Signal #2 Phase: STx-CLPII
Signal #1 Info : 0.32mm 30m Signal #2 Info : 0.32mm 30m

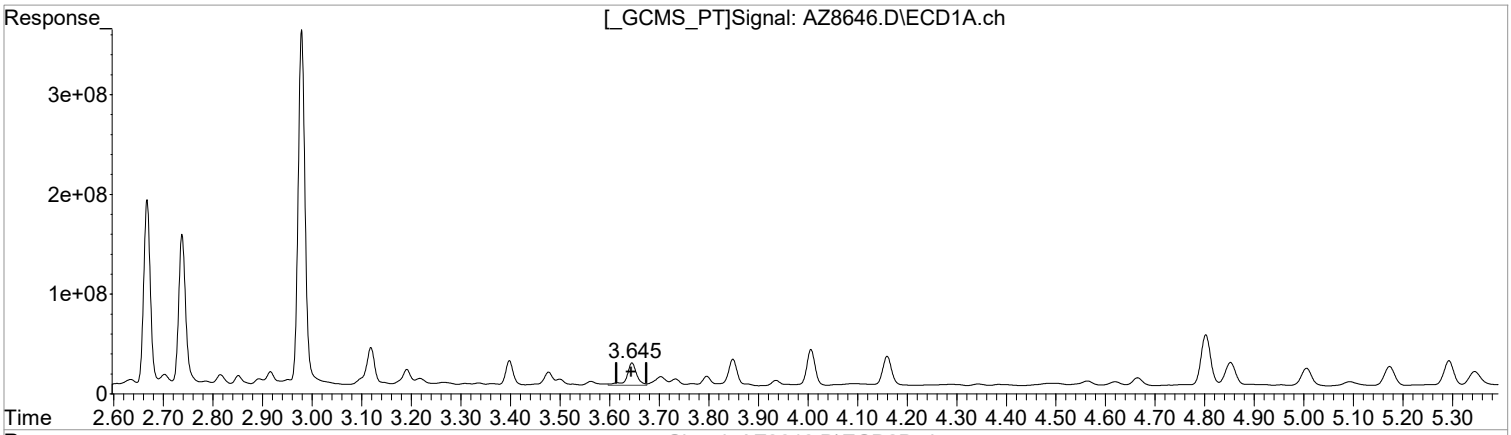

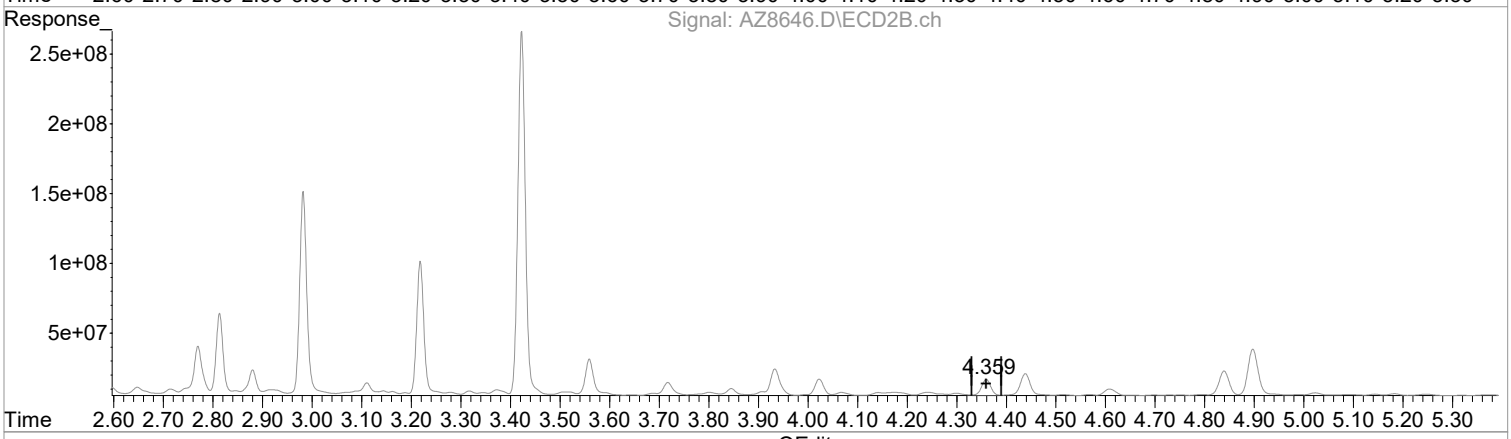

QEdit

(7) delta-BHC (tc)
3.645min 4.048 ug/l
response 310485937

(7) delta-BHC #2 (tc)
4.360min 2.950 ug/l
response 151853443

Manual Integration:
Before

06/23/21

(+) = Expected Retention Time

1st AF 06/23/21
2nd DM 06/23/21

Quantitation Report (Qedit)

Data Path : I:\ACQUDATA\7890m\DATA\062221\
Data File : AZ8646.D
Signal(s) : Signal #1: ECD1A.ch Signal #2: ECD2B.ch
Acq On : 22 Jun 2021 4:11 pm
Operator : AFelser
Sample : RQ2106851-09
Misc : 8081
ALS Vial : 11 Sample Multiplier: 1

Integration File signal 1: EVENTS.E
Integration File signal 2: EVENTS2.E
Quant Time: Jun 23 08:42:35 2021
Quant Method : I:\ACQUDATA\7890m\Methods\8081-060921.M
Quant Title : 608.3/8081B PESTICIDES
QLast Update : Wed Jun 23 08:41:58 2021
Response via : Initial Calibration
Integrator: ChemStation

Volume Inj. : 1uL
Signal #1 Phase : STx-CLP Signal #2 Phase: STx-CLPII
Signal #1 Info : 0.32mm 30m Signal #2 Info : 0.32mm 30m

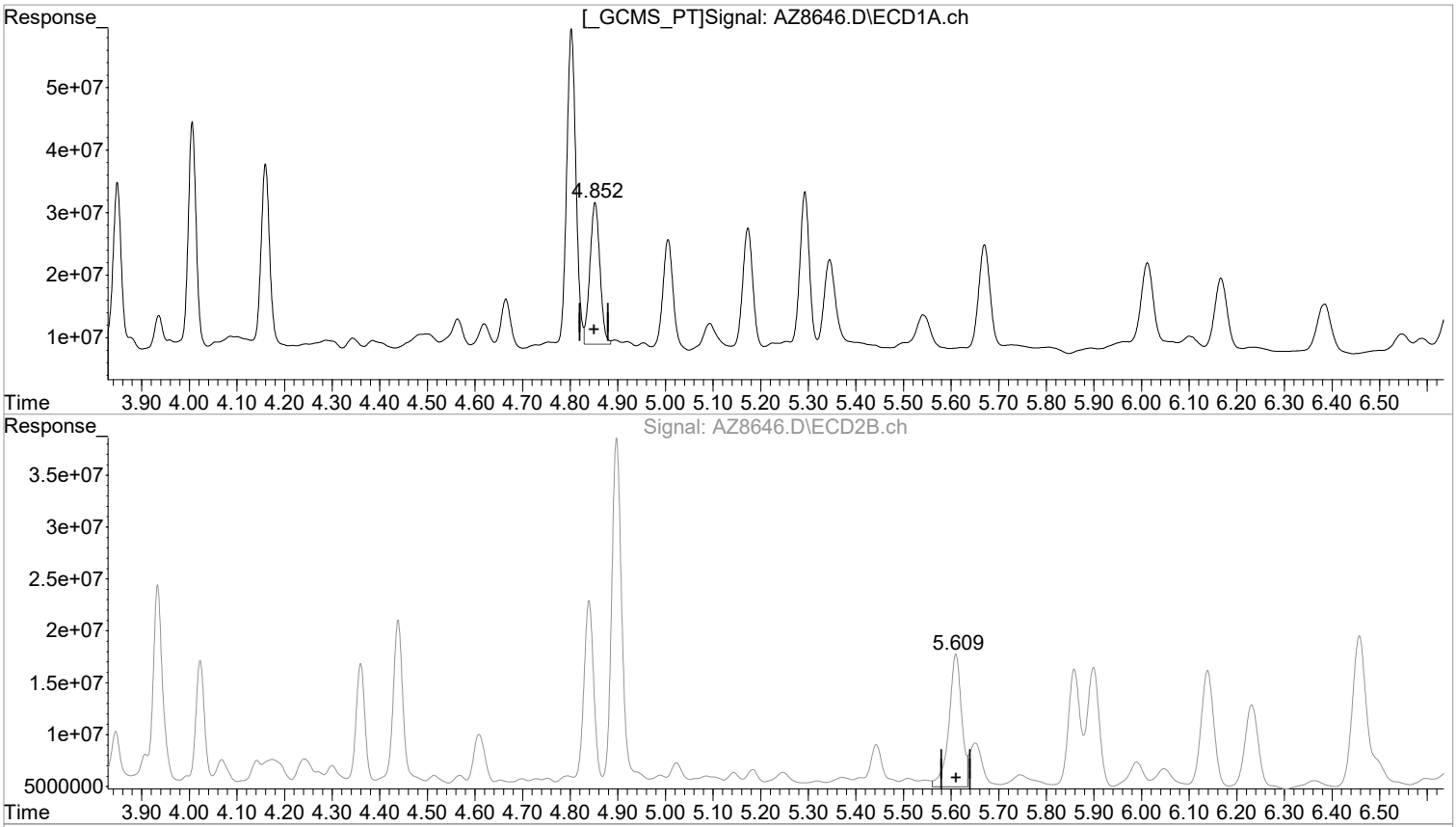

(8) Heptachlor E (tc)
4.852min 5.095 ug/l m
response 331405148

(8) Heptachlor E #2 (tc)
5.610min 5.515 ug/l
response 236472539

Manual Integration:
After
Poor integration.
06/23/21

(+) = Expected Retention Time
8081-060921.M Wed Jun 23 09:50:22 2021

1st AF 06/23/21
2nd DM 06/23/21

Quantitation Report (Qedit)

Data Path : I:\ACQUDATA\7890m\DATA\062221\
Data File : AZ8646.D
Signal(s) : Signal #1: ECD1A.ch Signal #2: ECD2B.ch
Acq On : 22 Jun 2021 4:11 pm
Operator : AFelser
Sample : RQ2106851-09
Misc : 8081
ALS Vial : 11 Sample Multiplier: 1

Integration File signal 1: EVENTS.E
Integration File signal 2: EVENTS2.E
Quant Time: Jun 23 08:42:35 2021
Quant Method : I:\ACQUDATA\7890m\Methods\8081-060921.M
Quant Title : 608.3/8081B PESTICIDES
QLast Update : Wed Jun 23 08:41:58 2021
Response via : Initial Calibration
Integrator: ChemStation

Volume Inj. : 1uL
Signal #1 Phase : STx-CLP Signal #2 Phase: STx-CLPII
Signal #1 Info : 0.32mm 30m Signal #2 Info : 0.32mm 30m

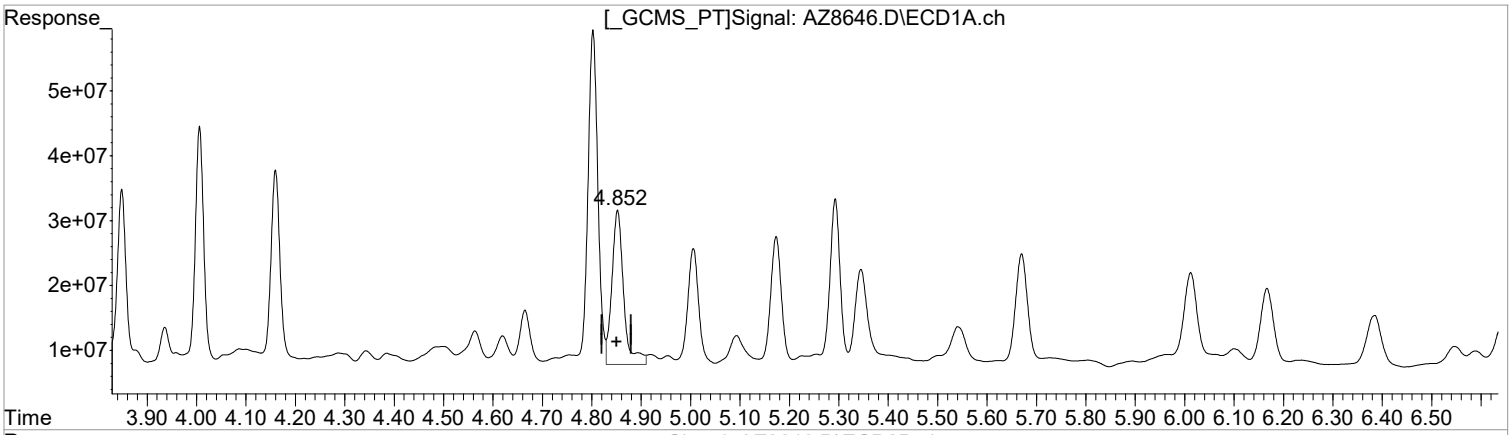

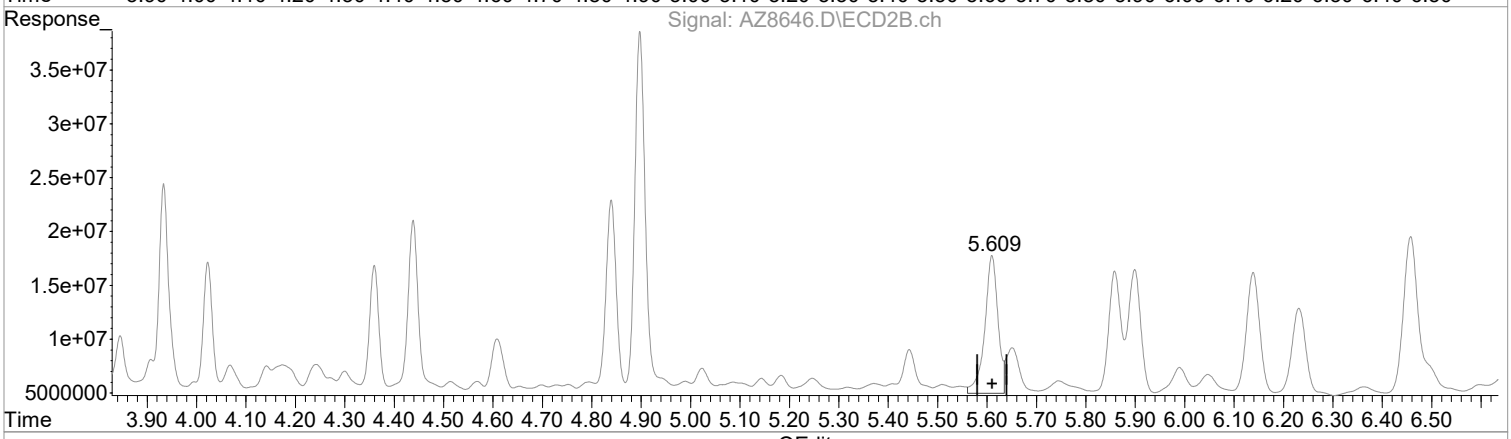

QEdit

(8) Heptachlor E (tc)
4.852min 6.079 ug/l
response 395434543

(8) Heptachlor E #2 (tc)
5.610min 5.515 ug/l
response 236472539

Manual Integration:
Before

06/23/21

(+) = Expected Retention Time

1st AF 06/23/21
2nd DM 06/23/21

Quantitation Report (Qedit)

Data Path : I:\ACQUDATA\7890m\DATA\062221\
Data File : AZ8646.D
Signal(s) : Signal #1: ECD1A.ch Signal #2: ECD2B.ch
Acq On : 22 Jun 2021 4:11 pm
Operator : AFelser
Sample : RQ2106851-09
Misc : 8081
ALS Vial : 11 Sample Multiplier: 1

Integration File signal 1: EVENTS.E
Integration File signal 2: EVENTS2.E
Quant Time: Jun 23 08:42:35 2021
Quant Method : I:\ACQUDATA\7890m\Methods\8081-060921.M
Quant Title : 608.3/8081B PESTICIDES
QLast Update : Wed Jun 23 08:41:58 2021
Response via : Initial Calibration
Integrator: ChemStation

Volume Inj. : 1uL
Signal #1 Phase : STx-CLP Signal #2 Phase: STx-CLPII
Signal #1 Info : 0.32mm 30m Signal #2 Info : 0.32mm 30m

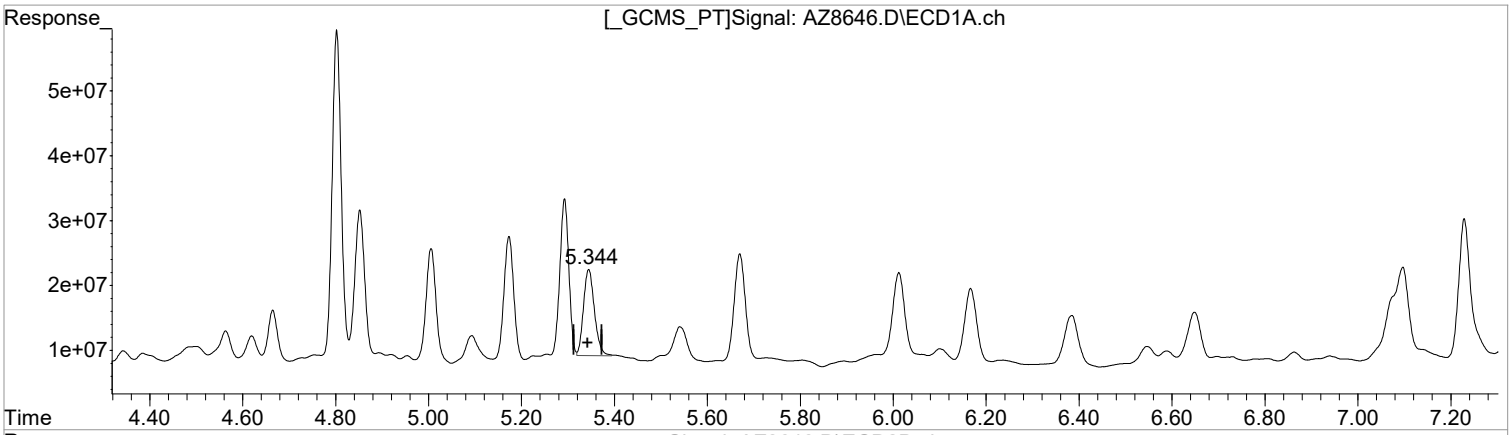

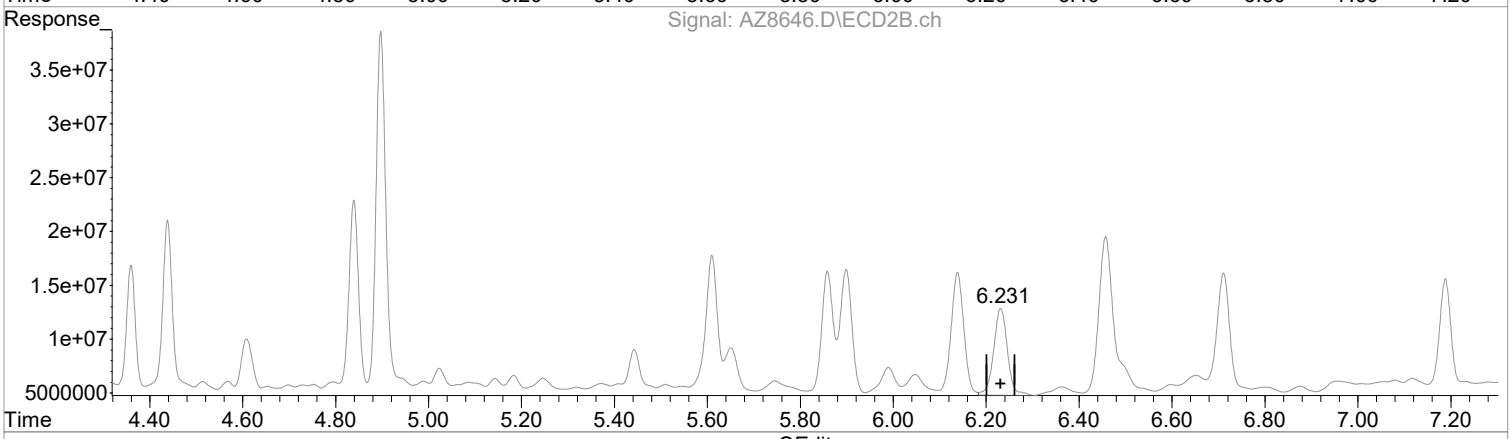

QEdit

(9) alpha-Endosu (tc)
5.344min 3.613 ug/l m
response 216591099

(9) alpha-Endosu #2 (tc)
6.231min 4.187 ug/l
response 166134636

Manual Integration:
After
Poor integration.
06/23/21

(+) = Expected Retention Time

1st AF 06/23/21
2nd DM 06/23/21

Quantitation Report (Qedit)

Data Path : I:\ACQUDATA\7890m\DATA\062221\
Data File : AZ8646.D
Signal(s) : Signal #1: ECD1A.ch Signal #2: ECD2B.ch
Acq On : 22 Jun 2021 4:11 pm
Operator : AFelser
Sample : RQ2106851-09
Misc : 8081
ALS Vial : 11 Sample Multiplier: 1

Integration File signal 1: EVENTS.E
Integration File signal 2: EVENTS2.E
Quant Time: Jun 23 08:42:35 2021
Quant Method : I:\ACQUDATA\7890m\Methods\8081-060921.M
Quant Title : 608.3/8081B PESTICIDES
QLast Update : Wed Jun 23 08:41:58 2021
Response via : Initial Calibration
Integrator: ChemStation

Volume Inj. : 1uL
Signal #1 Phase : STx-CLP Signal #2 Phase: STx-CLPII
Signal #1 Info : 0.32mm 30m Signal #2 Info : 0.32mm 30m

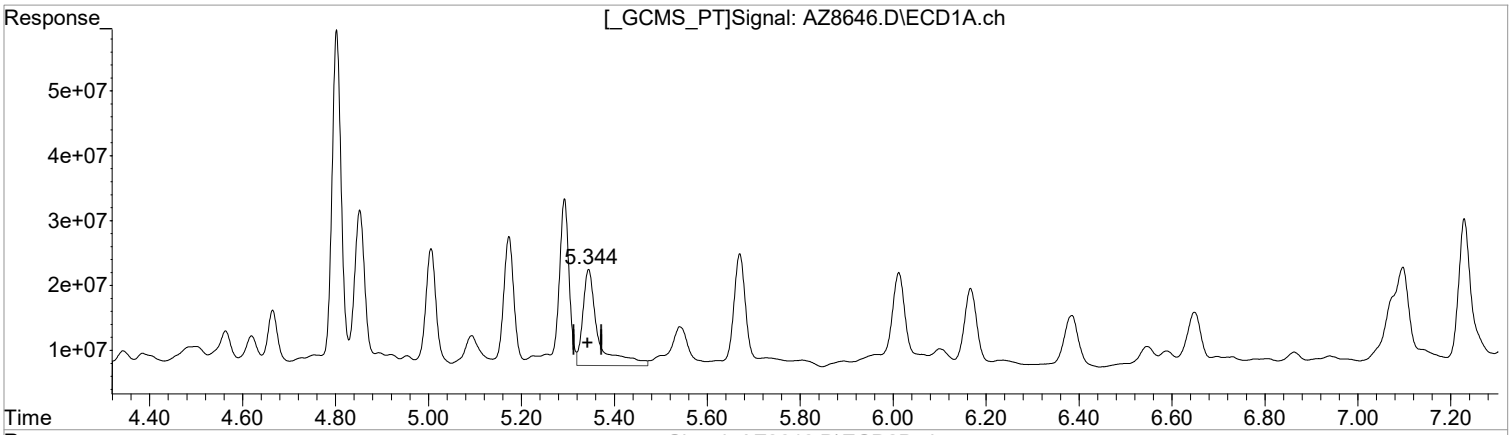

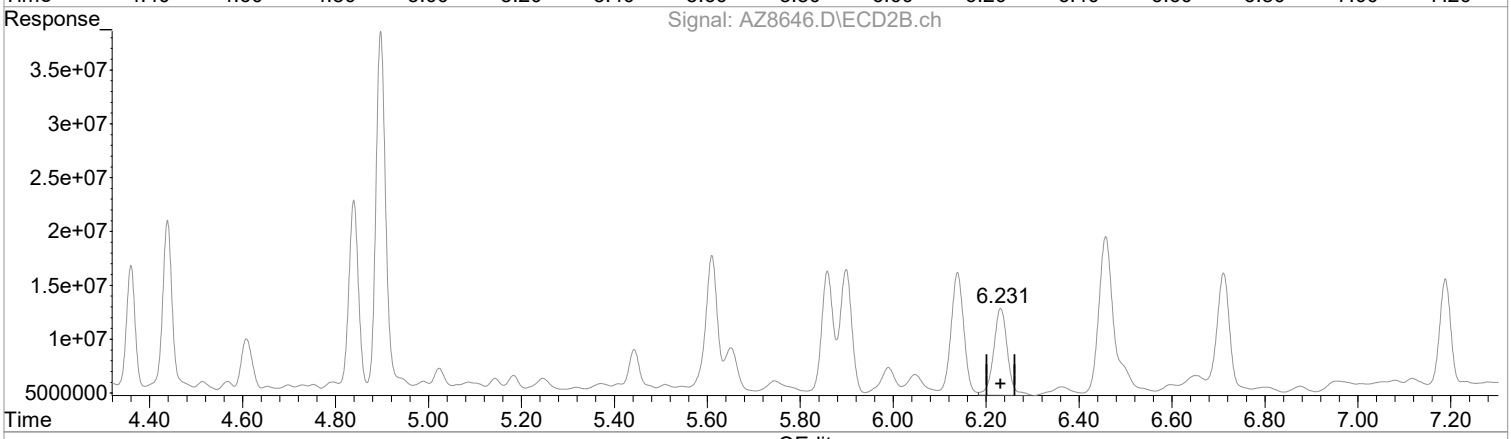

QEdit

(9) alpha-Endosu (tc)
5.345min 5.702 ug/l
response 341790930

(9) alpha-Endosu #2 (tc)
6.231min 4.187 ug/l
response 166134636

Manual Integration:
Before

06/23/21

(+) = Expected Retention Time

1st AF 06/23/21
2nd DM 06/23/21

Quantitation Report (QT Reviewed)

Data Path : I:\ACQUDATA\7890m\DATA\062221\
Data File : AZ8646.D
Signal(s) : Signal #1: ECD1A.ch Signal #2: ECD2B.ch
Acq On : 22 Jun 2021 4:11 pm
Operator : AFelser
Sample : RQ2106851-09
Misc : 8081
ALS Vial : 11 Sample Multiplier: 1

Integration File signal 1: EVENTS.E
Integration File signal 2: EVENTS2.E
Quant Time: Jun 23 08:42:35 2021
Quant Method : I:\ACQUDATA\7890m\Methods\8081-060921.M
Quant Title : 608.3/8081B PESTICIDES
QLast Update : Wed Jun 23 08:41:58 2021
Response via : Initial Calibration
Integrator: ChemStation

Volume Inj. : 1uL
Signal #1 Phase : STx-CLP Signal #2 Phase: STx-CLPII
Signal #1 Info : 0.32mm 30m Signal #2 Info : 0.32mm 30m

	Compound	RT#1	RT#2	Resp#1	Resp#2	ug/l	ug/l	
	System Monitoring Compounds							
1)	S SURR1,Tet...	2.667	2.982	1729.2E6	1486.4E6	28.967	36.820	#
	Spiked Amount 100.000 Range 30 - 150 Recovery = 28.97%# 36.82%							
23)	S SURR2,Dec...	9.234	10.189	1313.5E6	1034.7E6	26.913	34.295m	#
	Spiked Amount 100.000 Range 30 - 150 Recovery = 26.91%# 34.30%							
	Target Compounds							
2)	tc alpha-BHC	3.119	3.559	421.3E6	310.2E6	4.886	5.368	
3)	tcm gamma-BHC (L	3.398	3.933	247.7E6	259.7E6	3.150	4.988	#
4)	tcm Heptachlor	3.849	4.439	351.4E6	232.9E6	4.737	4.913	
5)	tcm Aldrin	4.160	4.839	405.7E6	259.6E6	5.865	5.571	
6)	tc beta-BHC	3.477	4.023	136.4E6	151.7E6	3.960m	6.748	#
7)	tc delta-BHC	3.645	4.360	278.6E6	151.9E6	3.632m	2.950	
8)	tc Heptachlor E	4.852	5.610	331.4E6	236.5E6	5.095m	5.515	
9)	tc alpha-Endosu	5.344	6.231	216.6E6	166.1E6	3.613m	4.187	
10)	tc gamma-Chlord	5.006	5.899	282.3E6	205.0E6	4.136	4.639	
11)	tc alpha-Chlord	5.173	6.139	312.5E6	219.8E6	4.932	5.132	
12)	tc 4,4'-DDE	5.292	6.457	326.1E6	296.4E6	5.561m	7.088m	#
13)	tcm Dieldrin	5.670	6.711	332.9E6	225.3E6	5.136	5.131	
14)	tcm Endrin	6.012	7.188	223.0E6	173.9E6	3.749m	4.516	
15)	tc beta-Endosul	6.384	7.502	188.4E6	152.7E6	3.348	4.011	
16)	tc 4,4'-DDD	6.167	7.390	244.1E6	157.8E6	5.080	4.761	
17)	tcm 4,4'-DDT	6.648	7.823	180.6E6	120.8E6	3.462	3.575	
18)	tc Endrin Aldeh	7.082	7.964	151.5E6	97158042	3.616m	3.583	
19)	tc Endosulfan S	7.688	8.316	110.5E6	104.8E6	2.130	3.249	#
20)	tc Methoxychlor	7.438	8.690	88191933	61361561	3.661	3.885	
21)	tc Endrin Keton	8.040	8.936	307.7E6	121.5E6	5.137	3.188	#
22)	tc Mirex	7.522	8.883	307.0E6	162.5E6	6.105	6.034m	
	Sum Toxaphene			0	0	N.D.	N.D.	
	Average Toxaphene					0.000	0.000	
	Sum Chlordane			0	0	N.D.	N.D.	
	Average Chlordane					0.000	0.000	
	Sum Dechlorane			0	0	N.D.	N.D.	
	Average Dechlorane					0.000	0.000	

(f)=RT Delta > 1/2 Window (#)=Amounts differ by > 25% (m)=manual int.

Quantitation Report (QT Reviewed)

Data Path : I:\ACQUDATA\7890m\DATA\062221\
Data File : AZ8646.D
Signal(s) : Signal #1: ECD1A.ch Signal #2: ECD2B.ch
Acq On : 22 Jun 2021 4:11 pm
Operator : AFelser
Sample : RQ2106851-09
Misc : 8081
ALS Vial : 11 Sample Multiplier: 1

Integration File signal 1: EVENTS.E
Integration File signal 2: EVENTS2.E
Quant Time: Jun 23 08:42:35 2021
Quant Method : I:\ACQUDATA\7890m\Methods\8081-060921.M
Quant Title : 608.3/8081B PESTICIDES
QLast Update : Wed Jun 23 08:41:58 2021
Response via : Initial Calibration
Integrator: ChemStation

Volume Inj. : 1uL
Signal #1 Phase : STx-CLP Signal #2 Phase: STx-CLPII
Signal #1 Info : 0.32mm 30m Signal #2 Info : 0.32mm 30m

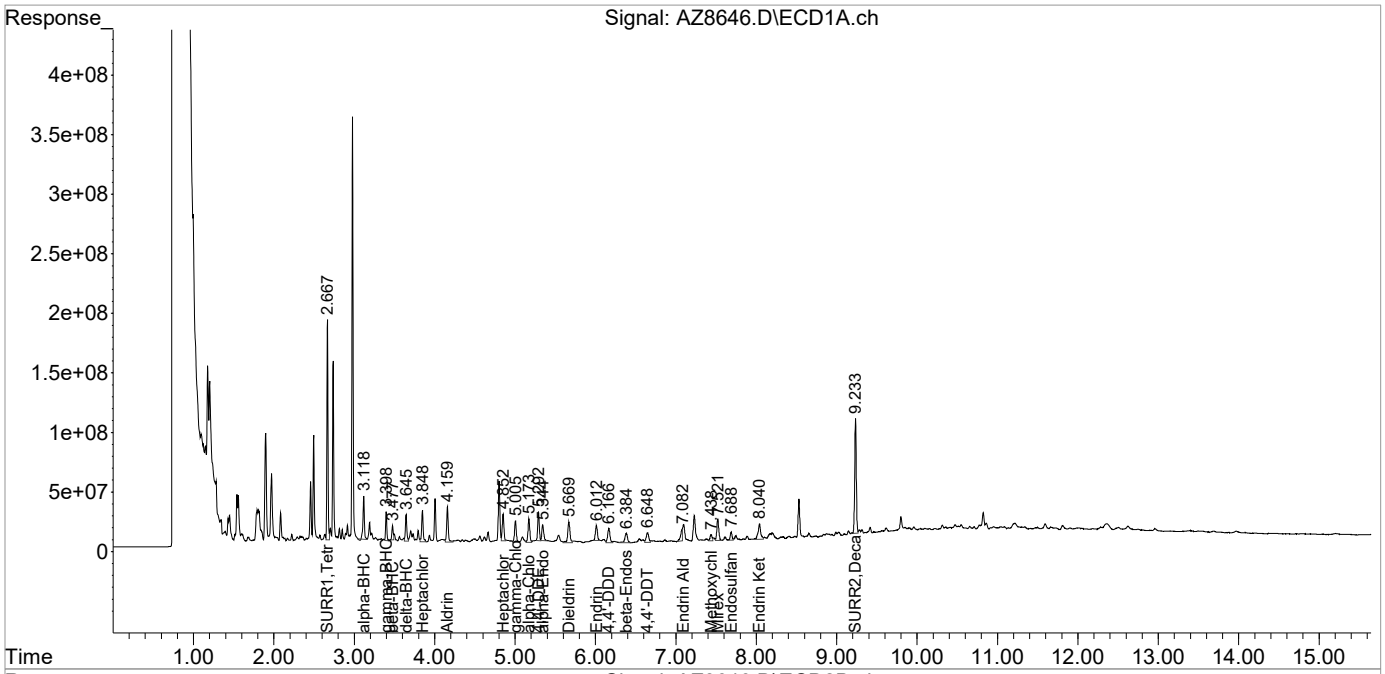

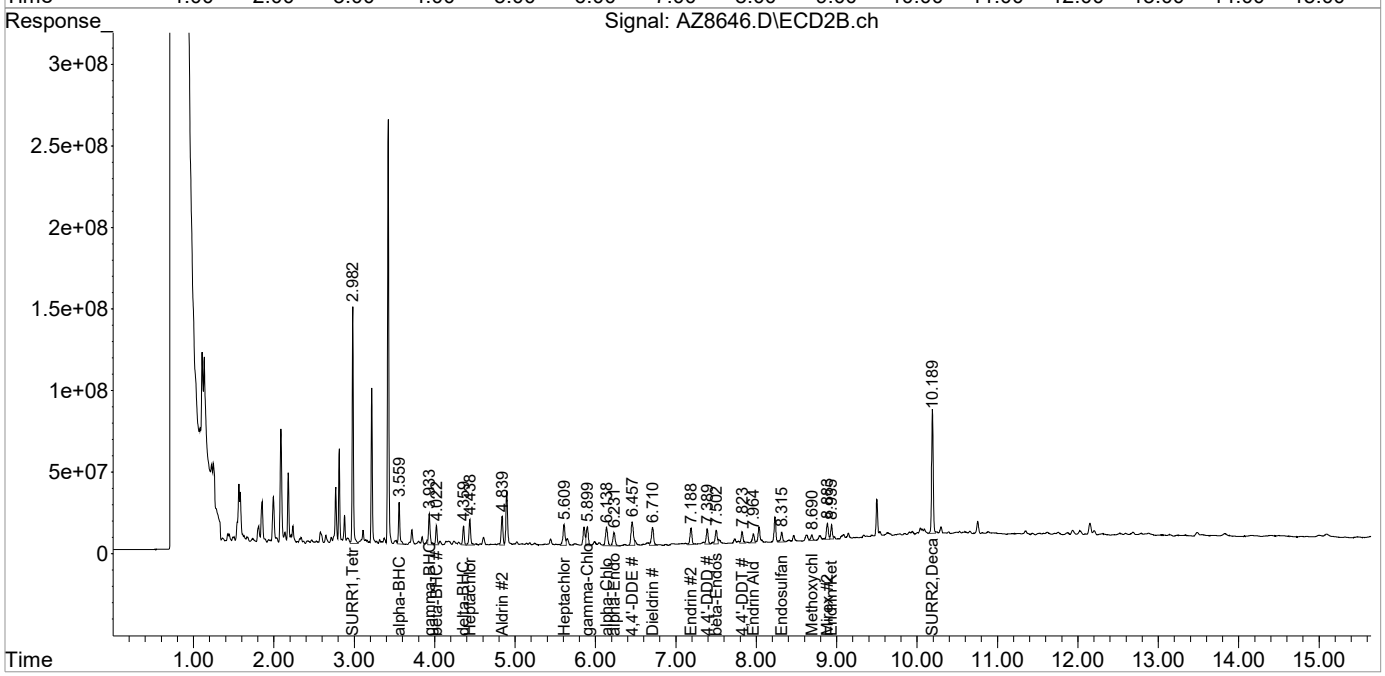

Evaluate Continuing Calibration Report

Data Path : I:\ACQUDATA\7890m\DATA\061821\
Data File : AZ8594.D
Signal(s) : Signal #1: ECD1A.ch Signal #2: ECD2B.ch
Acq On : 18 Jun 2021 2:40 pm
Operator : AFelser
Sample : 8081 CCV MH
Misc : 8081
ALS Vial : 3 Sample Multiplier: 1

Integration File signal 1: EVENTS.E
Integration File signal 2: EVENTS2.E
Quant Time: Jun 21 13:00:43 2021
Quant Method : I:\ACQUDATA\7890m\Methods\8081-060921.M
Quant Title : 608.3/8081B PESTICIDES
QLast Update : Thu Jun 10 13:58:49 2021
Response via : Initial Calibration
Integrator: ChemStation

Volume Inj. : 1uL
Signal #1 Phase : STx-CLP Signal #2 Phase: STx-CLPII
Signal #1 Info : 0.32mm 30m Signal #2 Info : 0.32mm 30m

Min. RRF : 0.000 Min. Rel. Area : 50% Max. R.T. Dev 0.50min
Max. RRF Dev : 15% Max. Rel. Area : 150%

		Compound	Amount	Calc.	%Dev	Area%	Dev(Min)
1	S	SURR1,Tetrac	50.000	49.337	1.3	100	0.00
2	tc	alpha-BHC	50.000	52.169	-4.3	99	0.00
3	tcm	gamma-BHC (L	50.000	50.527	-1.1	99	0.00
4	tcm	Heptachlor	50.000	47.453	5.1	95	-0.01
5	tcm	Aldrin	50.000	50.729	-1.5	100	-0.01
6	tc	beta-BHC	50.000	46.790	6.4	99	0.00
7	TC	delta-BHC	50.000	52.140	-4.3	101	-0.01
8	tc	Heptachlor E	50.000	50.503	-1.0	102	-0.01
9	tc	alpha-Endosu	50.000	50.319	-0.6	101	-0.02
10	tc	gamma-Chlord	50.000	48.138	3.7	100	-0.01
11	tc	alpha-Chlord	50.000	49.916	0.2	100	-0.02
12	tc	4,4'-DDE	50.000	52.736	-5.5	103	-0.02
13	tcm	Dieldrin	50.000	52.602	-5.2	103	-0.02
14	tcm	Endrin	50.000	51.846	-3.7	103	-0.02
15	tc	beta-Endosul	50.000	51.280	-2.6	103	-0.02
16	tc	4,4'-DDD	50.000	55.093	-10.2	107	-0.02
17	tcm	4,4'-DDT	50.000	53.603	-7.2	104	-0.02
18	tc	Endrin Aldeh	50.000	50.715	-1.4	104	-0.02
19	tc	Endosulfan S	50.000	51.617	-3.2	105	-0.02
20	tc	Methoxychlor	50.000	53.012	-6.0	109	-0.02
21	tc	Endrin Keton	50.000	52.242	-4.5	107	-0.02
22	tc	Mirex	50.000	46.316	7.4	101	-0.02
23	S	SURR2,Decachlorobiphenyl	50.000	50.871	-1.7	104	-0.02

Signal #2

1	S	SURR1,Tetrac	50.000	51.897	-3.8	103	0.00
2	tc	alpha-BHC	50.000	55.083	-10.2	102	0.00
3	tcm	gamma-BHC (L	50.000	54.216	-8.4	102	0.00
4	tcm	Heptachlor	50.000	50.081	-0.2	96	-0.01
5	tcm	Aldrin	50.000	53.201	-6.4	101	-0.01
6	tc	beta-BHC	50.000	50.656	-1.3	101	-0.01
7	tc	delta-BHC	50.000	54.088	-8.2	101	-0.01
8	tc	Heptachlor E	50.000	52.085	-4.2	102	-0.01
9	tc	alpha-Endosu	50.000	52.270	-4.5	102	-0.02
10	tc	gamma-Chlord	50.000	52.618	-5.2	101	-0.02
11	tc	alpha-Chlord	50.000	52.098	-4.2	101	-0.02
12	tc	4,4'-DDE	50.000	54.196	-8.4	102	-0.02
13	tcm	Dieldrin	50.000	52.925	-5.8	101	-0.02
14	tcm	Endrin	50.000	52.914	-5.8	102	-0.01
15	tc	beta-Endosul	50.000	50.574	-1.1	99	-0.01
16	tc	4,4'-DDD	50.000	55.796	-11.6	106	-0.01
17	tcm	4,4'-DDT	50.000	55.160	-10.3	103	-0.01
18	tc	Endrin Aldeh	50.000	51.007	-2.0	102	-0.01

Evaluate Continuing Calibration Report

Data Path : I:\ACQUDATA\7890m\DATA\061821\
Data File : AZ8594.D
Signal(s) : Signal #1: ECD1A.ch Signal #2: ECD2B.ch
Acq On : 18 Jun 2021 2:40 pm
Operator : AFelser
Sample : 8081 CCV MH
Misc : 8081
ALS Vial : 3 Sample Multiplier: 1

Integration File signal 1: EVENTS.E
Integration File signal 2: EVENTS2.E
Quant Time: Jun 21 13:00:43 2021
Quant Method : I:\ACQUDATA\7890m\Methods\8081-060921.M
Quant Title : 608.3/8081B PESTICIDES
QLast Update : Thu Jun 10 13:58:49 2021
Response via : Initial Calibration
Integrator: ChemStation

Volume Inj. : 1uL
Signal #1 Phase : STx-CLP Signal #2 Phase: STx-CLPII
Signal #1 Info : 0.32mm 30m Signal #2 Info : 0.32mm 30m

Min. RRF : 0.000 Min. Rel. Area : 50% Max. R.T. Dev 0.50min
Max. RRF Dev : 15% Max. Rel. Area : 150%

		Compound	Amount	Calc.	%Dev	Area%	Dev(Min)
19	tc	Endosulfan S	50.000	52.416	-4.8	103	-0.01
20	tc	Methoxychlor	50.000	49.797	0.4	102	-0.02
21	tc	Endrin Keton	50.000	51.736	-3.5	102	-0.01
22	tc	Mirex	50.000	49.272	1.5	101	-0.01
23	S	SURR2,Decachlorobiphenyl	50.000	50.279	-0.6	105	-0.02

Evaluate Continuing Calibration Report - Not Founds

24	L8C	Toxaphene	750.000	0.000	100.0#	0	-5.83#
25	L8C	Toxaphene{2}	750.000	0.000	100.0#	0	-6.19#
26	L8C	Toxaphene{3}	750.000	0.000	100.0#	0	-6.61#
27	L8C	Toxaphene{4}	750.000	0.000	100.0#	0	-7.25#
28	L8C	Toxaphene{5}	750.000	0.000	100.0#	0	-7.56#
29	L9C	Chlordane	250.000	0.000	100.0#	0	-3.78#
30	L9C	Chlordane{2}	250.000	0.000	100.0#	0	-4.33#
31	L9C	Chlordane{3}	250.000	0.000	100.0#	0	-4.79#
32	L9C	Chlordane{4}	250.000	0.000	100.0#	0	-5.18#
33	L9C	Chlordane{5}	250.000	0.000	100.0#	0	-6.29#
34	L10C	Dechlorane{1}	100.000	0.000	100.0#	0	-12.16#
35	L10C	Dechlorane{2}	100.000	0.000	100.0#	0	-12.59#

Signal #2

24	L8C	Toxaphene	750.000	0.000	100.0#	0	-6.72#
25	L8C	Toxaphene{2}	750.000	0.000	100.0#	0	-6.89#
26	L8C	Toxaphene{3}	750.000	0.000	100.0#	0	-7.64#
27	L8C	Toxaphene{4}	750.000	0.000	100.0#	0	-7.89#
28	L8C	Toxaphene{5}	750.000	0.000	100.0#	0	-8.10#
29	L9C	Chlordane	250.000	0.000	100.0#	0	-4.28#
30	L9C	Chlordane{2}	250.000	0.000	100.0#	0	-5.05#
31	L9C	Chlordane{3}	250.000	0.000	100.0#	0	-5.91#
32	L9C	Chlordane{4}	250.000	0.000	100.0#	0	-6.07#
33	L9C	Chlordane{5}	250.000	0.000	100.0#	0	-6.16#
34	L10C	Dechlorane{1}	100.000	0.000	100.0#	0	-13.98#
35	L10C	Dechlorane{2}	100.000	0.000	100.0#	0	-14.61#

(#) = Out of Range SPCC's out = 0 CCC's out = 24

1st AF 06/22/21
2nd DM 06/23/21

Quantitation Report (QT Reviewed)

Data Path : I:\ACQUDATA\7890m\DATA\061821\
Data File : AZ8594.D
Signal(s) : Signal #1: ECD1A.ch Signal #2: ECD2B.ch
Acq On : 18 Jun 2021 2:40 pm
Operator : AFelser
Sample : 8081 CCV MH
Misc : 8081
ALS Vial : 3 Sample Multiplier: 1

Integration File signal 1: EVENTS.E
Integration File signal 2: EVENTS2.E
Quant Time: Jun 21 13:00:43 2021
Quant Method : I:\ACQUDATA\7890m\Methods\8081-060921.M
Quant Title : 608.3/8081B PESTICIDES
QLast Update : Thu Jun 10 13:58:49 2021
Response via : Initial Calibration
Integrator: ChemStation

Volume Inj. : 1uL
Signal #1 Phase : STx-CLP Signal #2 Phase: STx-CLPII
Signal #1 Info : 0.32mm 30m Signal #2 Info : 0.32mm 30m

	Compound	RT#1	RT#2	Resp#1	Resp#2	ug/l	ug/l
	System Monitoring Compounds						
1)	S SURR1,Tet...	2.670	2.985	2945.2E6	2095.1E6	49.337	51.897
	Spiked Amount 100.000 Range 30 - 150 Recovery = 49.34% 51.90%						
23)	S SURR2,Dec...	9.238f	10.198f	2482.8E6	1516.9E6	50.871	50.279
	Spiked Amount 100.000 Range 30 - 150 Recovery = 50.87% 50.28%						
	Target Compounds						
2)	tc alpha-BHC	3.122	3.563	4498.8E6	3183.8E6	52.169	55.083
3)	tcm gamma-BHC (L	3.400	3.936	3972.2E6	2822.8E6	50.527	54.216
4)	tcm Heptachlor	3.852	4.441	3519.7E6	2373.7E6	47.453	50.081
5)	tcm Aldrin	4.163	4.843	3509.0E6	2478.8E6	50.729	53.201
6)	tc beta-BHC	3.480	4.023	1611.5E6	1138.8E6	46.790	50.656
7)	tc delta-BHC	3.648	4.363	3999.6E6	2783.9E6	52.140	54.088
8)	tc Heptachlor E	4.855	5.614	3285.0E6	2233.2E6	50.503	52.085
9)	tc alpha-Endosu	5.348f	6.235f	3016.2E6	2074.0E6	50.319	52.270
10)	tc gamma-Chlord	5.009	5.902f	3284.9E6	2325.6E6	48.138	52.618
11)	tc alpha-Chlord	5.177f	6.143f	3162.6E6	2231.1E6	49.916	52.098
12)	tc 4,4'-DDE	5.297f	6.461f	3092.4E6	2266.6E6	52.736	54.196
13)	tcm Dieldrin	5.673f	6.715f	3409.8E6	2323.7E6	52.602	52.925
14)	tcm Endrin	6.016f	7.192	3083.8E6	2038.2E6	51.846	52.914
15)	tc beta-Endosul	6.386f	7.506	2884.9E6	1925.3E6	51.280	50.574
16)	tc 4,4'-DDD	6.171f	7.393	2647.2E6	1849.2E6	55.093	55.796
17)	tcm 4,4'-DDT	6.654f	7.827	2795.6E6	1864.0E6	53.603	55.160
18)	tc Endrin Aldeh	7.074f	7.968	2125.2E6	1383.1E6	50.715	51.007
19)	tc Endosulfan S	7.692f	8.319	2677.3E6	1691.1E6	51.617	52.416
20)	tc Methoxychlor	7.443f	8.695f	1277.2E6	786.6E6	53.012	49.797
21)	tc Endrin Keton	8.043f	8.941	3129.3E6	1971.8E6	52.242	51.736
22)	tc Mirex	7.525f	8.889	2328.8E6	1326.7E6	46.316	49.272
	Sum Toxaphene			0	0	N.D.	N.D.
	Average Toxaphene					0.000	0.000
	Sum Chlordane			0	0	N.D.	N.D.
	Average Chlordane					0.000	0.000
	Sum Dechlorane			0	0	N.D.	N.D.
	Average Dechlorane					0.000	0.000

(f)=RT Delta > 1/2 Window (#)=Amounts differ by > 25% (m)=manual int.

Quantitation Report (QT Reviewed)

Data Path : I:\ACQUDATA\7890m\DATA\061821\
Data File : AZ8594.D
Signal(s) : Signal #1: ECD1A.ch Signal #2: ECD2B.ch
Acq On : 18 Jun 2021 2:40 pm
Operator : AFelser
Sample : 8081 CCV MH
Misc : 8081
ALS Vial : 3 Sample Multiplier: 1

Integration File signal 1: EVENTS.E
Integration File signal 2: EVENTS2.E
Quant Time: Jun 21 13:00:43 2021
Quant Method : I:\ACQUDATA\7890m\Methods\8081-060921.M
Quant Title : 608.3/8081B PESTICIDES
QLast Update : Thu Jun 10 13:58:49 2021
Response via : Initial Calibration
Integrator: ChemStation

Volume Inj. : 1uL
Signal #1 Phase : STx-CLP Signal #2 Phase: STx-CLPII
Signal #1 Info : 0.32mm 30m Signal #2 Info : 0.32mm 30m

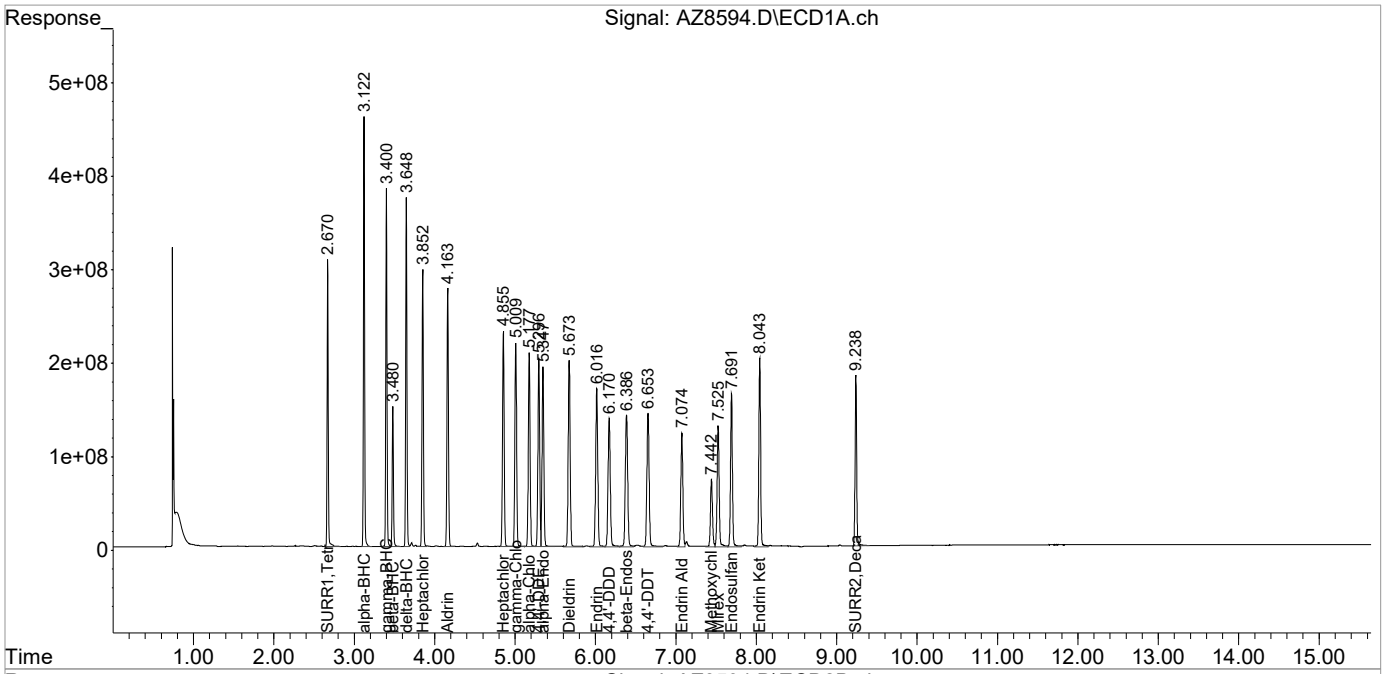

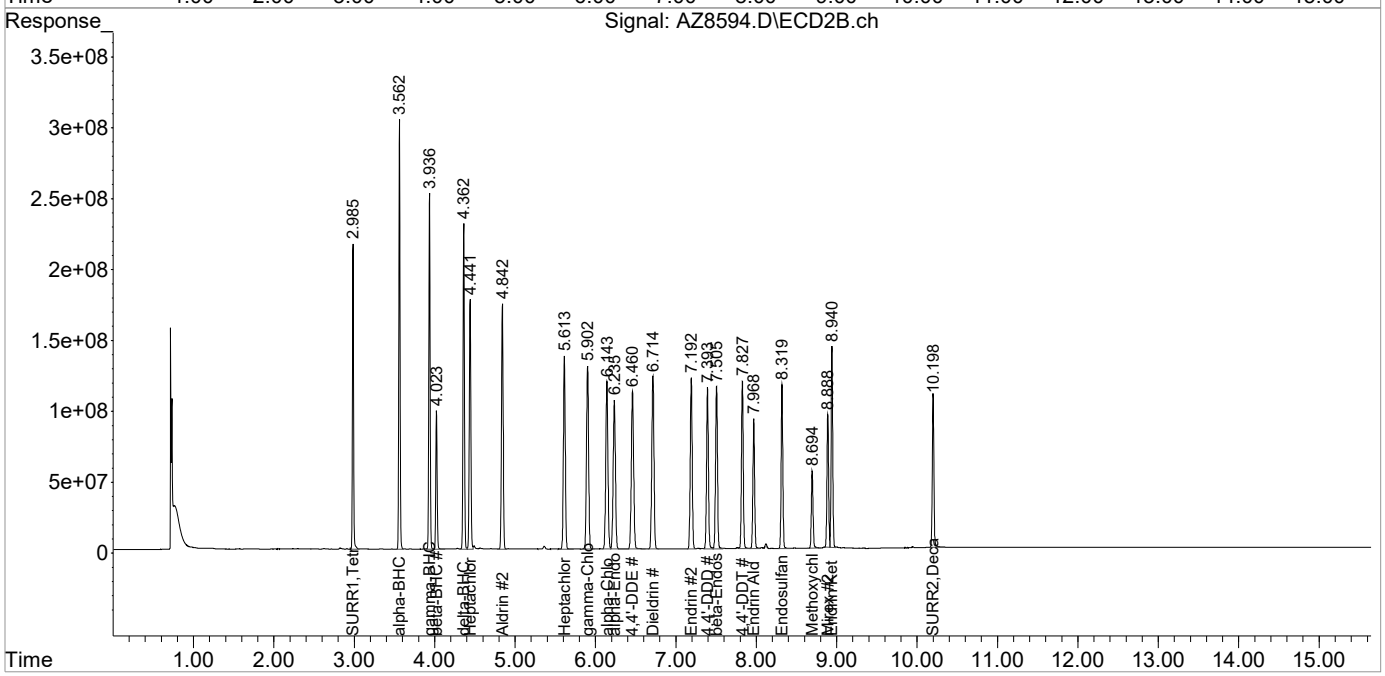

Evaluate Continuing Calibration Report

Data Path : I:\ACQUDATA\7890m\DATA\061821\
Data File : AZ8618.D
Signal(s) : Signal #1: ECD1A.ch Signal #2: ECD2B.ch
Acq On : 18 Jun 2021 10:42 pm
Operator : AFelser
Sample : 8081 CCV MH
Misc : 8081
ALS Vial : 3 Sample Multiplier: 1

Integration File signal 1: EVENTS.E
Integration File signal 2: EVENTS2.E
Quant Time: Jun 21 13:01:55 2021
Quant Method : I:\ACQUDATA\7890m\Methods\8081-060921.M
Quant Title : 608.3/8081B PESTICIDES
QLast Update : Thu Jun 10 13:58:49 2021
Response via : Initial Calibration
Integrator: ChemStation

Volume Inj. : 1uL
Signal #1 Phase : STx-CLP Signal #2 Phase: STx-CLPII
Signal #1 Info : 0.32mm 30m Signal #2 Info : 0.32mm 30m

Min. RRF : 0.000 Min. Rel. Area : 50% Max. R.T. Dev 0.50min
Max. RRF Dev : 15% Max. Rel. Area : 150%

		Compound	Amount	Calc.	%Dev	Area%	Dev(Min)
1	S	SURR1,Tetrac	50.000	52.417	-4.8	107	0.00
2	tc	alpha-BHC	50.000	56.728	-13.5	108	0.00
3	tcm	gamma-BHC (L	50.000	55.172	-10.3	108	-0.01
4	tcm	Heptachlor	50.000	53.806	-7.6	108	-0.01
5	tcm	Aldrin	50.000	54.477	-9.0	107	-0.01
6	tc	beta-BHC	50.000	50.979	-2.0	107	-0.01
7	TC	delta-BHC	50.000	55.935	-11.9	108	-0.01
8	tc	Heptachlor E	50.000	53.782	-7.6	108	-0.02
9	tc	alpha-Endosu	50.000	53.405	-6.8	107	-0.02
10	tc	gamma-Chlord	50.000	51.840	-3.7	107	-0.02
11	tc	alpha-Chlord	50.000	53.357	-6.7	107	-0.02
12	tc	4,4'-DDE	50.000	54.732	-9.5	107	-0.02
13	tcm	Dieldrin	50.000	55.189	-10.4	108	-0.02
14	tcm	Endrin	50.000	54.906	-9.8	109	-0.02
15	tc	beta-Endosul	50.000	53.537	-7.1	107	-0.02
16	tc	4,4'-DDD	50.000	56.099	-12.2	109	-0.02
17	tcm	4,4'-DDT	50.000	54.737	-9.5	106	-0.02
18	tc	Endrin Aldeh	50.000	51.853	-3.7	106	-0.02
19	tc	Endosulfan S	50.000	52.880	-5.8	107	-0.02
20	tc	Methoxychlor	50.000	55.882	-11.8	115	-0.02
21	tc	Endrin Keton	50.000	53.103	-6.2	109	-0.02
22	tc	Mirex	50.000	49.514	1.0	107	-0.02
23	S	SURR2,Decachlorobiphenyl	50.000	55.835	-11.7	114	-0.02

Signal #2

1	S	SURR1,Tetrac	50.000	55.105	-10.2	109	0.00
2	tc	alpha-BHC	50.000	59.217	-18.4#	110	-0.01
3	tcm	gamma-BHC (L	50.000	58.196	-16.4#	109	-0.01
4	tcm	Heptachlor	50.000	54.703	-9.4	104	-0.01
5	tcm	Aldrin	50.000	56.881	-13.8	108	-0.01
6	tc	beta-BHC	50.000	54.328	-8.7	109	-0.01
7	tc	delta-BHC	50.000	58.832	-17.7#	110	-0.01
8	tc	Heptachlor E	50.000	55.131	-10.3	108	-0.02
9	tc	alpha-Endosu	50.000	55.057	-10.1	107	-0.02
10	tc	gamma-Chlord	50.000	56.131	-12.3	107	-0.02
11	tc	alpha-Chlord	50.000	55.400	-10.8	107	-0.02
12	tc	4,4'-DDE	50.000	56.597	-13.2	107	-0.02
13	tcm	Dieldrin	50.000	56.067	-12.1	107	-0.02
14	tcm	Endrin	50.000	55.839	-11.7	108	-0.02
15	tc	beta-Endosul	50.000	54.720	-9.4	107	-0.01
16	tc	4,4'-DDD	50.000	56.532	-13.1	107	-0.01
17	tcm	4,4'-DDT	50.000	55.939	-11.9	104	-0.01
18	tc	Endrin Aldeh	50.000	53.182	-6.4	106	-0.01

Evaluate Continuing Calibration Report

Data Path : I:\ACQUDATA\7890m\DATA\061821\
Data File : AZ8618.D
Signal(s) : Signal #1: ECD1A.ch Signal #2: ECD2B.ch
Acq On : 18 Jun 2021 10:42 pm
Operator : AFelser
Sample : 8081 CCV MH
Misc : 8081
ALS Vial : 3 Sample Multiplier: 1

Integration File signal 1: EVENTS.E
Integration File signal 2: EVENTS2.E
Quant Time: Jun 21 13:01:55 2021
Quant Method : I:\ACQUDATA\7890m\Methods\8081-060921.M
Quant Title : 608.3/8081B PESTICIDES
QLast Update : Thu Jun 10 13:58:49 2021
Response via : Initial Calibration
Integrator: ChemStation

Volume Inj. : 1uL
Signal #1 Phase : STx-CLP Signal #2 Phase: STx-CLPII
Signal #1 Info : 0.32mm 30m Signal #2 Info : 0.32mm 30m

Min. RRF : 0.000 Min. Rel. Area : 50% Max. R.T. Dev 0.50min
Max. RRF Dev : 15% Max. Rel. Area : 150%

		Compound	Amount	Calc.	%Dev	Area%	Dev(Min)
19	tc	Endosulfan S	50.000	54.487	-9.0	107	-0.01
20	tc	Methoxychlor	50.000	52.910	-5.8	108	-0.01
21	tc	Endrin Keton	50.000	54.207	-8.4	107	-0.02
22	tc	Mirex	50.000	51.934	-3.9	107	-0.02
23	S	SURR2,Decachlorobiphenyl	50.000	52.927	-5.9	110	-0.02

Evaluate Continuing Calibration Report - Not Founds

24	L8C	Toxaphene	750.000	0.000	100.0#	0	-5.83#
25	L8C	Toxaphene{2}	750.000	0.000	100.0#	0	-6.19#
26	L8C	Toxaphene{3}	750.000	0.000	100.0#	0	-6.61#
27	L8C	Toxaphene{4}	750.000	0.000	100.0#	0	-7.25#
28	L8C	Toxaphene{5}	750.000	0.000	100.0#	0	-7.56#
29	L9C	Chlordane	250.000	0.000	100.0#	0	-3.78#
30	L9C	Chlordane{2}	250.000	0.000	100.0#	0	-4.33#
31	L9C	Chlordane{3}	250.000	0.000	100.0#	0	-4.79#
32	L9C	Chlordane{4}	250.000	0.000	100.0#	0	-5.18#
33	L9C	Chlordane{5}	250.000	0.000	100.0#	0	-6.29#
34	L10C	Dechlorane{1}	100.000	0.000	100.0#	0	-12.16#
35	L10C	Dechlorane{2}	100.000	0.000	100.0#	0	-12.59#

Signal #2

24	L8C	Toxaphene	750.000	0.000	100.0#	0	-6.72#
25	L8C	Toxaphene{2}	750.000	0.000	100.0#	0	-6.89#
26	L8C	Toxaphene{3}	750.000	0.000	100.0#	0	-7.64#
27	L8C	Toxaphene{4}	750.000	0.000	100.0#	0	-7.89#
28	L8C	Toxaphene{5}	750.000	0.000	100.0#	0	-8.10#
29	L9C	Chlordane	250.000	0.000	100.0#	0	-4.28#
30	L9C	Chlordane{2}	250.000	0.000	100.0#	0	-5.05#
31	L9C	Chlordane{3}	250.000	0.000	100.0#	0	-5.91#
32	L9C	Chlordane{4}	250.000	0.000	100.0#	0	-6.07#
33	L9C	Chlordane{5}	250.000	0.000	100.0#	0	-6.16#
34	L10C	Dechlorane{1}	100.000	0.000	100.0#	0	-13.98#
35	L10C	Dechlorane{2}	100.000	0.000	100.0#	0	-14.61#

(#) = Out of Range SPCC's out = 0 CCC's out = 27

1st AF 06/22/21
2nd DM 06/23/21

Quantitation Report (QT Reviewed)

Data Path : I:\ACQUDATA\7890m\DATA\061821\
Data File : AZ8618.D
Signal(s) : Signal #1: ECD1A.ch Signal #2: ECD2B.ch
Acq On : 18 Jun 2021 10:42 pm
Operator : AFelser
Sample : 8081 CCV MH
Misc : 8081
ALS Vial : 3 Sample Multiplier: 1

Integration File signal 1: EVENTS.E
Integration File signal 2: EVENTS2.E
Quant Time: Jun 21 13:01:55 2021
Quant Method : I:\ACQUDATA\7890m\Methods\8081-060921.M
Quant Title : 608.3/8081B PESTICIDES
QLast Update : Thu Jun 10 13:58:49 2021
Response via : Initial Calibration
Integrator: ChemStation

Volume Inj. : 1uL
Signal #1 Phase : STx-CLP Signal #2 Phase: STx-CLPII
Signal #1 Info : 0.32mm 30m Signal #2 Info : 0.32mm 30m

	Compound	RT#1	RT#2	Resp#1	Resp#2	ug/l	ug/l
	System Monitoring Compounds						
1) S	SURR1,Tet...	2.668	2.983	3129.0E6	2224.6E6	52.417	55.105
	Spiked Amount 100.000 Range 30 - 150 Recovery = 52.42%						55.10%
23) S	SURR2,Dec...	9.236f	10.194f	2725.1E6	1596.8E6	55.835	52.927
	Spiked Amount 100.000 Range 30 - 150 Recovery = 55.84%						52.93%
	Target Compounds						
2) tc	alpha-BHC	3.120	3.561	4891.9E6	3422.8E6	56.728	59.217
3) tcm	gamma-BHC (L	3.399	3.935	4337.4E6	3030.0E6	55.172	58.196
4) tcm	Heptachlor	3.851	4.441	3990.9E6	2592.8E6	53.806	54.703
5) tcm	Aldrin	4.161	4.842	3768.2E6	2650.3E6	54.477	56.881
6) tc	beta-BHC	3.478	4.021	1755.8E6	1221.3E6	50.979	54.328
7) tc	delta-BHC	3.647	4.362	4290.7E6	3028.1E6	55.935	58.832
8) tc	Heptachlor E	4.853f	5.611f	3498.3E6	2363.8E6	53.782	55.131
9) tc	alpha-Endosu	5.346f	6.233f	3201.2E6	2184.6E6	53.405	55.057
10) tc	gamma-Chlord	5.007f	5.901f	3537.5E6	2480.9E6	51.840	56.131
11) tc	alpha-Chlord	5.175f	6.140f	3380.6E6	2372.6E6	53.357	55.400
12) tc	4,4'-DDE	5.294f	6.460f	3209.5E6	2367.0E6	54.732	56.597
13) tcm	Dieldrin	5.672f	6.713f	3577.4E6	2461.7E6	55.189	56.067
14) tcm	Endrin	6.014f	7.189f	3265.8E6	2150.8E6	54.906	55.839
15) tc	beta-Endosul	6.385f	7.505	3011.9E6	2083.2E6	53.537	54.720
16) tc	4,4'-DDD	6.170f	7.393	2695.5E6	1873.6E6	56.099	56.532
17) tcm	4,4'-DDT	6.653f	7.826	2854.8E6	1890.3E6	54.737	55.939
18) tc	Endrin Aldeh	7.073f	7.967	2172.9E6	1442.0E6	51.853	53.182
19) tc	Endosulfan S	7.690f	8.318	2742.8E6	1757.9E6	52.880	54.487
20) tc	Methoxychlor	7.443f	8.697	1346.4E6	835.7E6	55.882	52.910
21) tc	Endrin Keton	8.041f	8.938f	3180.8E6	2065.9E6	53.103	54.207
22) tc	Mirex	7.524f	8.887f	2489.6E6	1398.4E6	49.514	51.934
	Sum Toxaphene			0	0	N.D.	N.D.
	Average Toxaphene					0.000	0.000
	Sum Chlordane			0	0	N.D.	N.D.
	Average Chlordane					0.000	0.000
	Sum Dechlorane			0	0	N.D.	N.D.
	Average Dechlorane					0.000	0.000

(f)=RT Delta > 1/2 Window (#)=Amounts differ by > 25% (m)=manual int.

1st AF 06/22/21
2nd DM 06/23/21

Quantitation Report (QT Reviewed)

Data Path : I:\ACQUDATA\7890m\DATA\061821\
Data File : AZ8618.D
Signal(s) : Signal #1: ECD1A.ch Signal #2: ECD2B.ch
Acq On : 18 Jun 2021 10:42 pm
Operator : AFelser
Sample : 8081 CCV MH
Misc : 8081
ALS Vial : 3 Sample Multiplier: 1

Integration File signal 1: EVENTS.E
Integration File signal 2: EVENTS2.E
Quant Time: Jun 21 13:01:55 2021
Quant Method : I:\ACQUDATA\7890m\Methods\8081-060921.M
Quant Title : 608.3/8081B PESTICIDES
QLast Update : Thu Jun 10 13:58:49 2021
Response via : Initial Calibration
Integrator: ChemStation

Volume Inj. : 1uL
Signal #1 Phase : STx-CLP Signal #2 Phase: STx-CLPII
Signal #1 Info : 0.32mm 30m Signal #2 Info : 0.32mm 30m

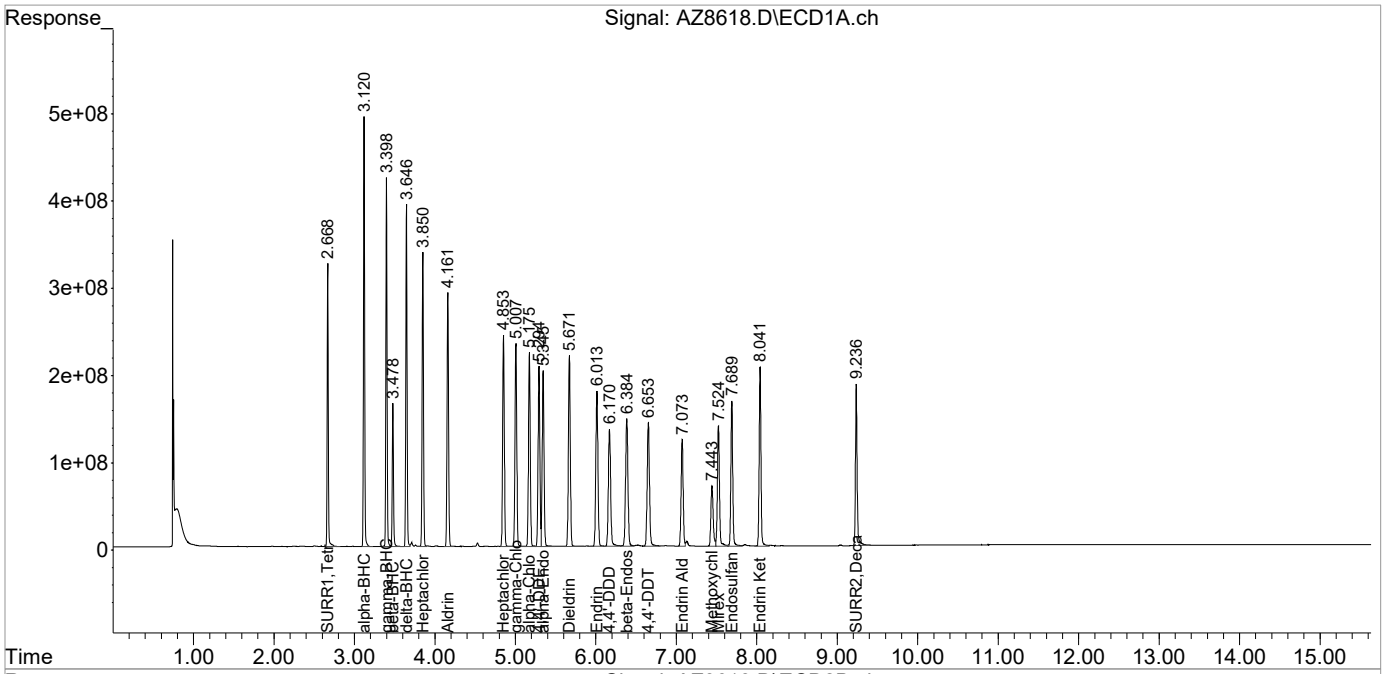

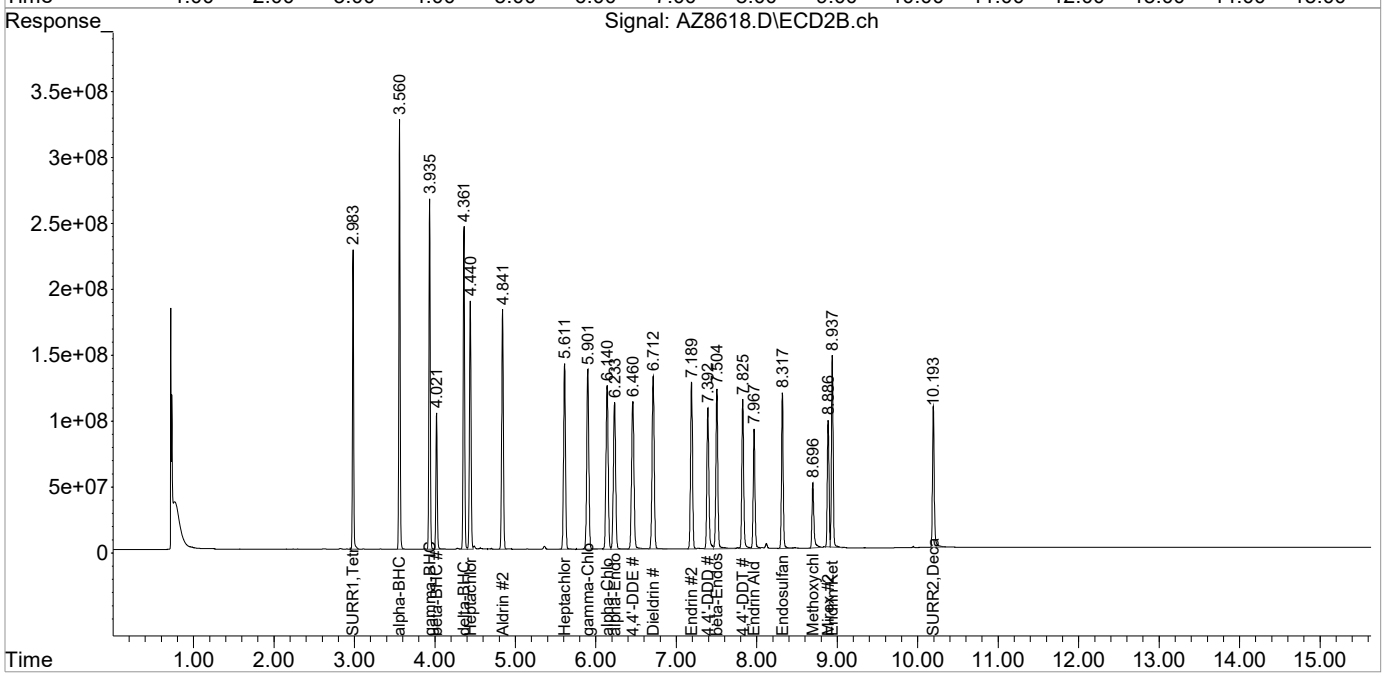

1st AF 06/22/21
2nd DM 06/23/21

Quantitation Report (Qedit)

Data Path : I:\ACQUDATA\7890m\DATA\061821\
Data File : AZ8629.D
Signal(s) : Signal #1: ECD1A.ch Signal #2: ECD2B.ch
Acq On : 19 Jun 2021 2:23 am
Operator : AFelser
Sample : 8081 CCV MH
Misc : 8081
ALS Vial : 3 Sample Multiplier: 1

Integration File signal 1: EVENTS.E
Integration File signal 2: EVENTS2.E
Quant Time: Jun 21 13:02:28 2021
Quant Method : I:\ACQUDATA\7890m\Methods\8081-060921.M
Quant Title : 608.3/8081B PESTICIDES
QLast Update : Thu Jun 10 13:58:49 2021
Response via : Initial Calibration
Integrator: ChemStation

Volume Inj. : 1uL
Signal #1 Phase : STx-CLP Signal #2 Phase: STx-CLPII
Signal #1 Info : 0.32mm 30m Signal #2 Info : 0.32mm 30m

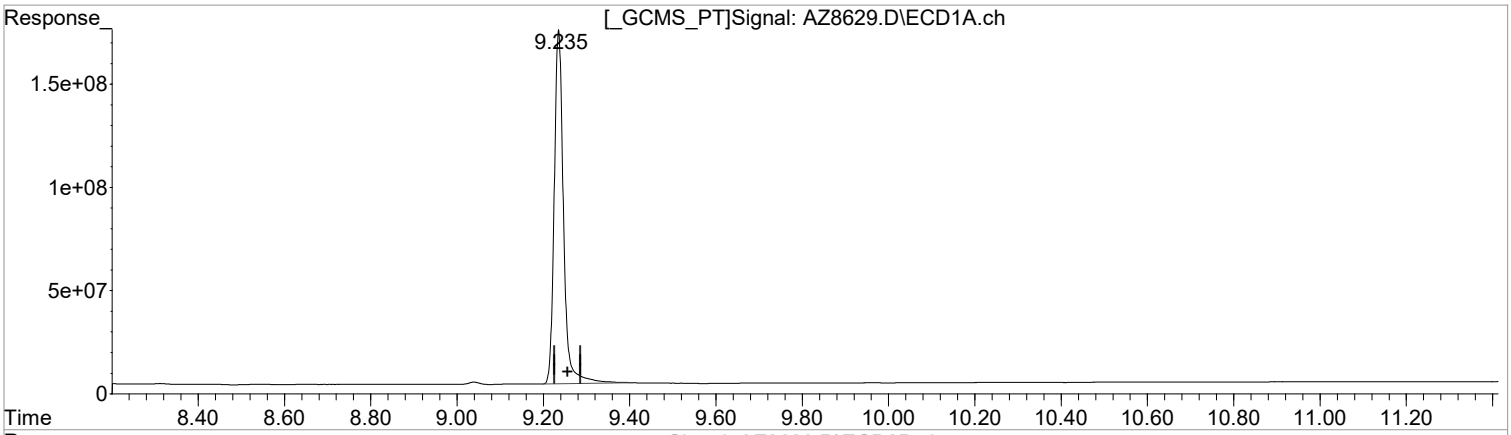

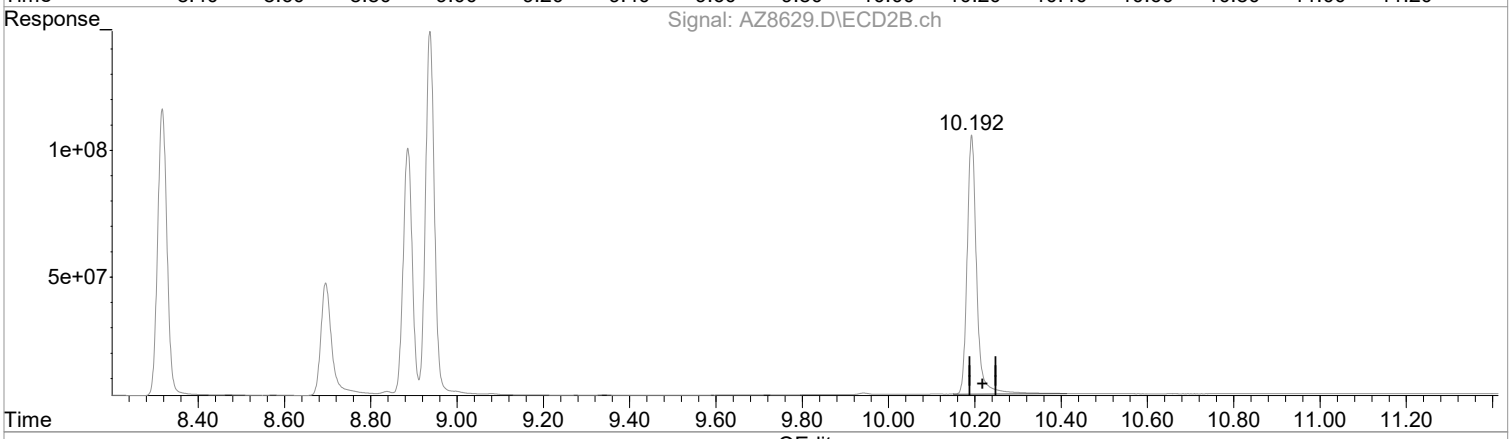

(23) SURR2,Decachlorobiphenyl (S)
9.235min 52.641 ug/l
response 2569217477

(23) SURR2,Decachlorobiphenyl #2 (S)
10.192min 51.583 ug/l m
response 1556261301

Manual Integration:
After
Peak not found.
06/21/21

(+) = Expected Retention Time

1st AF 06/22/21
2nd DM 06/23/21

Quantitation Report (Qedit)

Data Path : I:\ACQUDATA\7890m\DATA\061821\
Data File : AZ8629.D
Signal(s) : Signal #1: ECD1A.ch Signal #2: ECD2B.ch
Acq On : 19 Jun 2021 2:23 am
Operator : AFelser
Sample : 8081 CCV MH
Misc : 8081
ALS Vial : 3 Sample Multiplier: 1

Integration File signal 1: EVENTS.E
Integration File signal 2: EVENTS2.E
Quant Time: Jun 21 13:02:28 2021
Quant Method : I:\ACQUDATA\7890m\Methods\8081-060921.M
Quant Title : 608.3/8081B PESTICIDES
QLast Update : Thu Jun 10 13:58:49 2021
Response via : Initial Calibration
Integrator: ChemStation

Volume Inj. : 1uL
Signal #1 Phase : STx-CLP Signal #2 Phase: STx-CLPII
Signal #1 Info : 0.32mm 30m Signal #2 Info : 0.32mm 30m

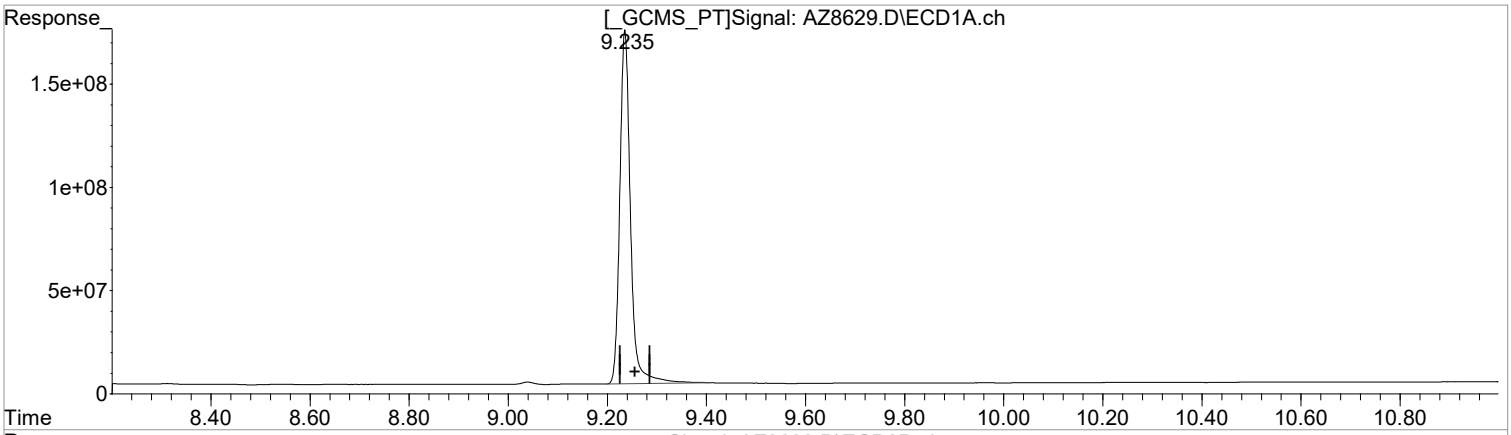

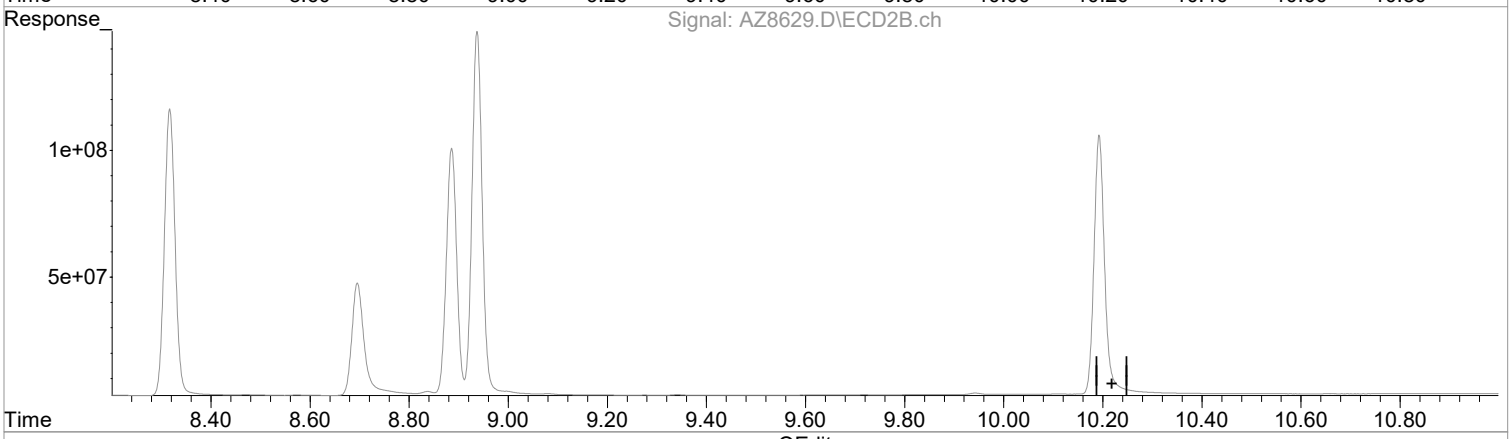

(23) SURR2,Decachlorobiphenyl (S)
9.235min 52.641 ug/l
response 2569217477

Manual Integration:
Before

06/21/21

(23) SURR2,Decachlorobiphenyl #2 (S)
0.000min 0.000 ug/l
response 0

(+) = Expected Retention Time

Evaluate Continuing Calibration Report

Data Path : I:\ACQUDATA\7890m\DATA\061821\
Data File : AZ8629.D
Signal(s) : Signal #1: ECD1A.ch Signal #2: ECD2B.ch
Acq On : 19 Jun 2021 2:23 am
Operator : AFelser
Sample : 8081 CCV MH
Misc : 8081
ALS Vial : 3 Sample Multiplier: 1

Integration File signal 1: EVENTS.E
Integration File signal 2: EVENTS2.E
Quant Time: Jun 21 13:02:28 2021
Quant Method : I:\ACQUDATA\7890m\Methods\8081-060921.M
Quant Title : 608.3/8081B PESTICIDES
QLast Update : Thu Jun 10 13:58:49 2021
Response via : Initial Calibration
Integrator: ChemStation

Volume Inj. : 1uL
Signal #1 Phase : STx-CLP Signal #2 Phase: STx-CLPII
Signal #1 Info : 0.32mm 30m Signal #2 Info : 0.32mm 30m

Min. RRF : 0.000 Min. Rel. Area : 50% Max. R.T. Dev 0.50min
Max. RRF Dev : 15% Max. Rel. Area : 150%

		Compound	Amount	Calc.	%Dev	Area%	Dev(Min)
1	S	SURR1,Tetrac	50.000	52.544	-5.1	107	0.00
2	tc	alpha-BHC	50.000	57.821	-15.6#	110	-0.01
3	tcm	gamma-BHC (L	50.000	56.147	-12.3	110	-0.01
4	tcm	Heptachlor	50.000	54.376	-8.8	109	-0.01
5	tcm	Aldrin	50.000	55.050	-10.1	109	-0.02
6	tc	beta-BHC	50.000	51.945	-3.9	109	-0.01
7	TC	delta-BHC	50.000	56.195	-12.4	108	-0.01
8	tc	Heptachlor E	50.000	54.064	-8.1	109	-0.02
9	tc	alpha-Endosu	50.000	53.516	-7.0	108	-0.02
10	tc	gamma-Chlord	50.000	52.079	-4.2	108	-0.02
11	tc	alpha-Chlord	50.000	53.477	-7.0	107	-0.02
12	tc	4,4'-DDE	50.000	54.229	-8.5	106	-0.02
13	tcm	Dieldrin	50.000	54.859	-9.7	107	-0.02
14	tcm	Endrin	50.000	54.183	-8.4	107	-0.02
15	tc	beta-Endosul	50.000	52.747	-5.5	106	-0.02
16	tc	4,4'-DDD	50.000	55.591	-11.2	108	-0.02
17	tcm	4,4'-DDT	50.000	52.334	-4.7	102	-0.02
18	tc	Endrin Aldeh	50.000	51.109	-2.2	105	-0.02
19	tc	Endosulfan S	50.000	50.715	-1.4	103	-0.02
20	tc	Methoxychlor	50.000	50.847	-1.7	105	-0.02
21	tc	Endrin Keton	50.000	51.650	-3.3	106	-0.02
22	tc	Mirex	50.000	48.290	3.4	105	-0.02
23	S	SURR2,Decachlorobiphenyl	50.000	52.641	-5.3	107	-0.02

Signal #2

1	S	SURR1,Tetrac	50.000	56.436	-12.9	112	0.00
2	tc	alpha-BHC	50.000	60.742	-21.5#	113	-0.01
3	tcm	gamma-BHC (L	50.000	59.721	-19.4#	112	-0.01
4	tcm	Heptachlor	50.000	53.200	-6.4	101	-0.01
5	tcm	Aldrin	50.000	58.250	-16.5#	111	-0.01
6	tc	beta-BHC	50.000	55.710	-11.4	111	-0.01
7	tc	delta-BHC	50.000	59.809	-19.6#	112	-0.01
8	tc	Heptachlor E	50.000	56.187	-12.4	110	-0.02
9	tc	alpha-Endosu	50.000	56.016	-12.0	109	-0.02
10	tc	gamma-Chlord	50.000	57.230	-14.5	110	-0.02
11	tc	alpha-Chlord	50.000	56.372	-12.7	109	-0.02
12	tc	4,4'-DDE	50.000	57.027	-14.1	108	-0.02
13	tcm	Dieldrin	50.000	56.998	-14.0	109	-0.02
14	tcm	Endrin	50.000	55.829	-11.7	108	-0.02
15	tc	beta-Endosul	50.000	55.282	-10.6	108	-0.01
16	tc	4,4'-DDD	50.000	56.227	-12.5	107	-0.02
17	tcm	4,4'-DDT	50.000	53.737	-7.5	100	-0.02
18	tc	Endrin Aldeh	50.000	53.433	-6.9	106	-0.01

Evaluate Continuing Calibration Report

Data Path : I:\ACQUDATA\7890m\DATA\061821\
Data File : AZ8629.D
Signal(s) : Signal #1: ECD1A.ch Signal #2: ECD2B.ch
Acq On : 19 Jun 2021 2:23 am
Operator : AFelser
Sample : 8081 CCV MH
Misc : 8081
ALS Vial : 3 Sample Multiplier: 1

Integration File signal 1: EVENTS.E
Integration File signal 2: EVENTS2.E
Quant Time: Jun 21 13:02:28 2021
Quant Method : I:\ACQUDATA\7890m\Methods\8081-060921.M
Quant Title : 608.3/8081B PESTICIDES
QLast Update : Thu Jun 10 13:58:49 2021
Response via : Initial Calibration
Integrator: ChemStation

Volume Inj. : 1uL
Signal #1 Phase : STx-CLP Signal #2 Phase: STx-CLPII
Signal #1 Info : 0.32mm 30m Signal #2 Info : 0.32mm 30m

Min. RRF : 0.000 Min. Rel. Area : 50% Max. R.T. Dev 0.50min
Max. RRF Dev : 15% Max. Rel. Area : 150%

		Compound	Amount	Calc.	%Dev	Area%	Dev(Min)
19	tc	Endosulfan S	50.000	53.447	-6.9	105	-0.02
20	tc	Methoxychlor	50.000	49.007	2.0	100	-0.01
21	tc	Endrin Keton	50.000	53.437	-6.9	105	-0.02
22	tc	Mirex	50.000	51.206	-2.4	105	-0.02
23	S	SURR2,Decachlorobiphenyl	50.000	51.583	-3.2	107	-0.03

Evaluate Continuing Calibration Report - Not Founds

24	L8C	Toxaphene	750.000	0.000	100.0#	0	-5.83#
25	L8C	Toxaphene{2}	750.000	0.000	100.0#	0	-6.19#
26	L8C	Toxaphene{3}	750.000	0.000	100.0#	0	-6.61#
27	L8C	Toxaphene{4}	750.000	0.000	100.0#	0	-7.25#
28	L8C	Toxaphene{5}	750.000	0.000	100.0#	0	-7.56#
29	L9C	Chlordane	250.000	0.000	100.0#	0	-3.78#
30	L9C	Chlordane{2}	250.000	0.000	100.0#	0	-4.33#
31	L9C	Chlordane{3}	250.000	0.000	100.0#	0	-4.79#
32	L9C	Chlordane{4}	250.000	0.000	100.0#	0	-5.18#
33	L9C	Chlordane{5}	250.000	0.000	100.0#	0	-6.29#
34	L10C	Dechlorane{1}	100.000	0.000	100.0#	0	-12.16#
35	L10C	Dechlorane{2}	100.000	0.000	100.0#	0	-12.59#

Signal #2

24	L8C	Toxaphene	750.000	0.000	100.0#	0	-6.72#
25	L8C	Toxaphene{2}	750.000	0.000	100.0#	0	-6.89#
26	L8C	Toxaphene{3}	750.000	0.000	100.0#	0	-7.64#
27	L8C	Toxaphene{4}	750.000	0.000	100.0#	0	-7.89#
28	L8C	Toxaphene{5}	750.000	0.000	100.0#	0	-8.10#
29	L9C	Chlordane	250.000	0.000	100.0#	0	-4.28#
30	L9C	Chlordane{2}	250.000	0.000	100.0#	0	-5.05#
31	L9C	Chlordane{3}	250.000	0.000	100.0#	0	-5.91#
32	L9C	Chlordane{4}	250.000	0.000	100.0#	0	-6.07#
33	L9C	Chlordane{5}	250.000	0.000	100.0#	0	-6.16#
34	L10C	Dechlorane{1}	100.000	0.000	100.0#	0	-13.98#
35	L10C	Dechlorane{2}	100.000	0.000	100.0#	0	-14.61#

(#) = Out of Range SPCC's out = 0 CCC's out = 29

1st AF 06/22/21
2nd DM 06/23/21

Quantitation Report (QT Reviewed)

Data Path : I:\ACQUDATA\7890m\DATA\061821\
Data File : AZ8629.D
Signal(s) : Signal #1: ECD1A.ch Signal #2: ECD2B.ch
Acq On : 19 Jun 2021 2:23 am
Operator : AFelser
Sample : 8081 CCV MH
Misc : 8081
ALS Vial : 3 Sample Multiplier: 1

Integration File signal 1: EVENTS.E
Integration File signal 2: EVENTS2.E
Quant Time: Jun 21 13:02:28 2021
Quant Method : I:\ACQUDATA\7890m\Methods\8081-060921.M
Quant Title : 608.3/8081B PESTICIDES
QLast Update : Thu Jun 10 13:58:49 2021
Response via : Initial Calibration
Integrator: ChemStation

Volume Inj. : 1uL
Signal #1 Phase : STx-CLP Signal #2 Phase: STx-CLPII
Signal #1 Info : 0.32mm 30m Signal #2 Info : 0.32mm 30m

	Compound	RT#1	RT#2	Resp#1	Resp#2	ug/l	ug/l
	System Monitoring Compounds						
1) S	SURR1,Tet...	2.667	2.982	3136.6E6	2278.3E6	52.544	56.436
	Spiked Amount 100.000 Range 30 - 150 Recovery = 52.54% 56.44%						
23) S	SURR2,Dec...	9.235f	10.192f	2569.2E6	1556.3E6	52.641	51.583m
	Spiked Amount 100.000 Range 30 - 150 Recovery = 52.64% 51.58%						
	Target Compounds						
2) tc	alpha-BHC	3.119	3.559	4986.2E6	3510.9E6	57.821	60.742
3) tcm	gamma-BHC (L	3.398	3.933	4414.0E6	3109.5E6	56.147	59.721
4) tcm	Heptachlor	3.849	4.438	4033.2E6	2521.5E6	54.376	53.200
5) tcm	Aldrin	4.160f	4.840	3807.8E6	2714.1E6	55.050	58.250
6) tc	beta-BHC	3.477	4.020	1789.1E6	1252.4E6	51.945	55.710
7) tc	delta-BHC	3.646	4.360	4310.6E6	3078.3E6	56.195	59.809
8) tc	Heptachlor E	4.852f	5.611f	3516.6E6	2409.1E6	54.064	56.187
9) tc	alpha-Endosu	5.345f	6.232f	3207.8E6	2222.6E6	53.516	56.016
10) tc	gamma-Chlord	5.006f	5.899f	3553.9E6	2529.5E6	52.079	57.230
11) tc	alpha-Chlord	5.174f	6.139f	3388.2E6	2414.2E6	53.477	56.372
12) tc	4,4'-DDE	5.294f	6.458f	3180.0E6	2384.9E6	54.229	57.027
13) tcm	Dieldrin	5.670f	6.712f	3556.0E6	2502.6E6	54.859	56.998
14) tcm	Endrin	6.013f	7.189f	3222.8E6	2150.5E6	54.183	55.829
15) tc	beta-Endosul	6.384f	7.504	2967.4E6	2104.6E6	52.747	55.282
16) tc	4,4'-DDD	6.169f	7.392f	2671.1E6	1863.5E6	55.591	56.227
17) tcm	4,4'-DDT	6.652f	7.825f	2729.4E6	1815.9E6	52.334	53.737
18) tc	Endrin Aldeh	7.072f	7.966	2141.7E6	1448.8E6	51.109	53.433
19) tc	Endosulfan S	7.689f	8.317f	2630.5E6	1724.4E6	50.715	53.447
20) tc	Methoxychlor	7.442f	8.696	1225.1E6	774.1E6	50.847	49.007
21) tc	Endrin Keton	8.040f	8.937f	3093.8E6	2036.6E6	51.650	53.437
22) tc	Mirex	7.523f	8.886f	2428.1E6	1378.8E6	48.290	51.206
	Sum Toxaphene			0	0	N.D.	N.D.
	Average Toxaphene					0.000	0.000
	Sum Chlordane			0	0	N.D.	N.D.
	Average Chlordane					0.000	0.000
	Sum Dechlorane			0	0	N.D.	N.D.
	Average Dechlorane					0.000	0.000

(f)=RT Delta > 1/2 Window (#)=Amounts differ by > 25% (m)=manual int.

Quantitation Report (QT Reviewed)

Data Path : I:\ACQUDATA\7890m\DATA\061821\
Data File : AZ8629.D
Signal(s) : Signal #1: ECD1A.ch Signal #2: ECD2B.ch
Acq On : 19 Jun 2021 2:23 am
Operator : AFelser
Sample : 8081 CCV MH
Misc : 8081
ALS Vial : 3 Sample Multiplier: 1

Integration File signal 1: EVENTS.E
Integration File signal 2: EVENTS2.E
Quant Time: Jun 21 13:02:28 2021
Quant Method : I:\ACQUDATA\7890m\Methods\8081-060921.M
Quant Title : 608.3/8081B PESTICIDES
QLast Update : Thu Jun 10 13:58:49 2021
Response via : Initial Calibration
Integrator: ChemStation

Volume Inj. : 1uL
Signal #1 Phase : STx-CLP Signal #2 Phase: STx-CLPII
Signal #1 Info : 0.32mm 30m Signal #2 Info : 0.32mm 30m

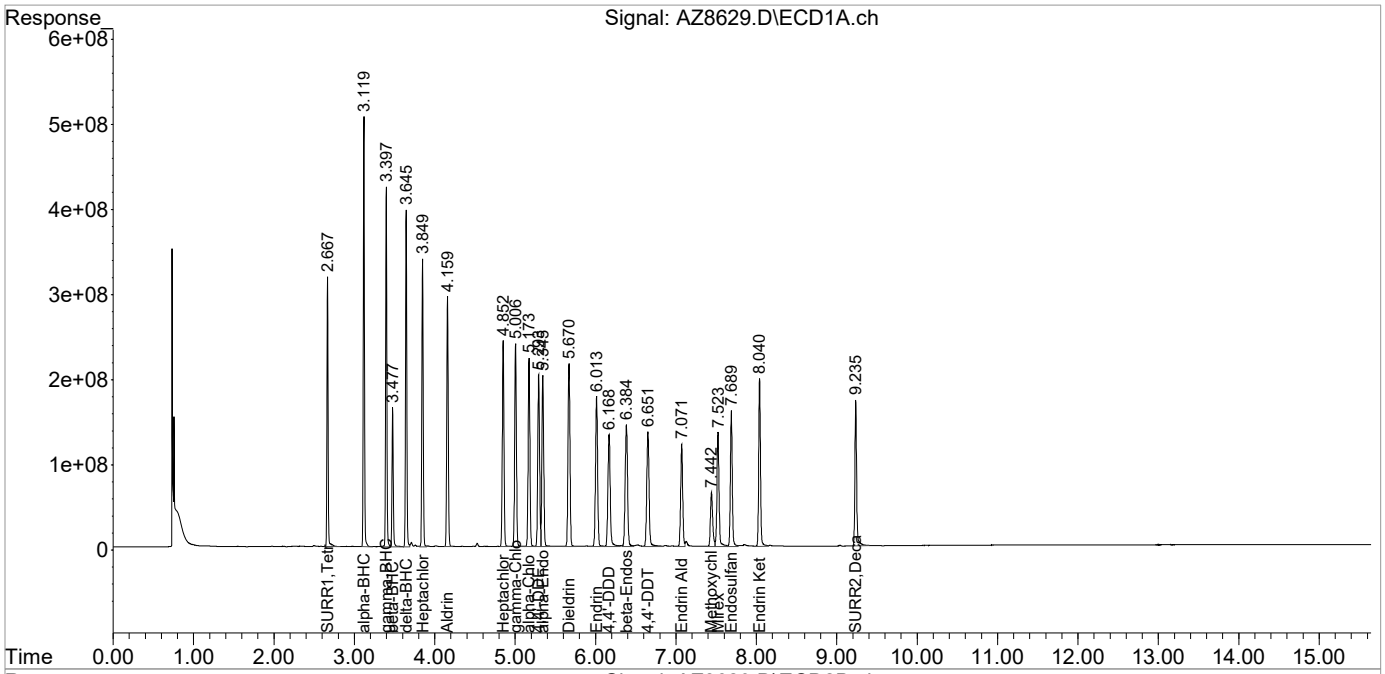

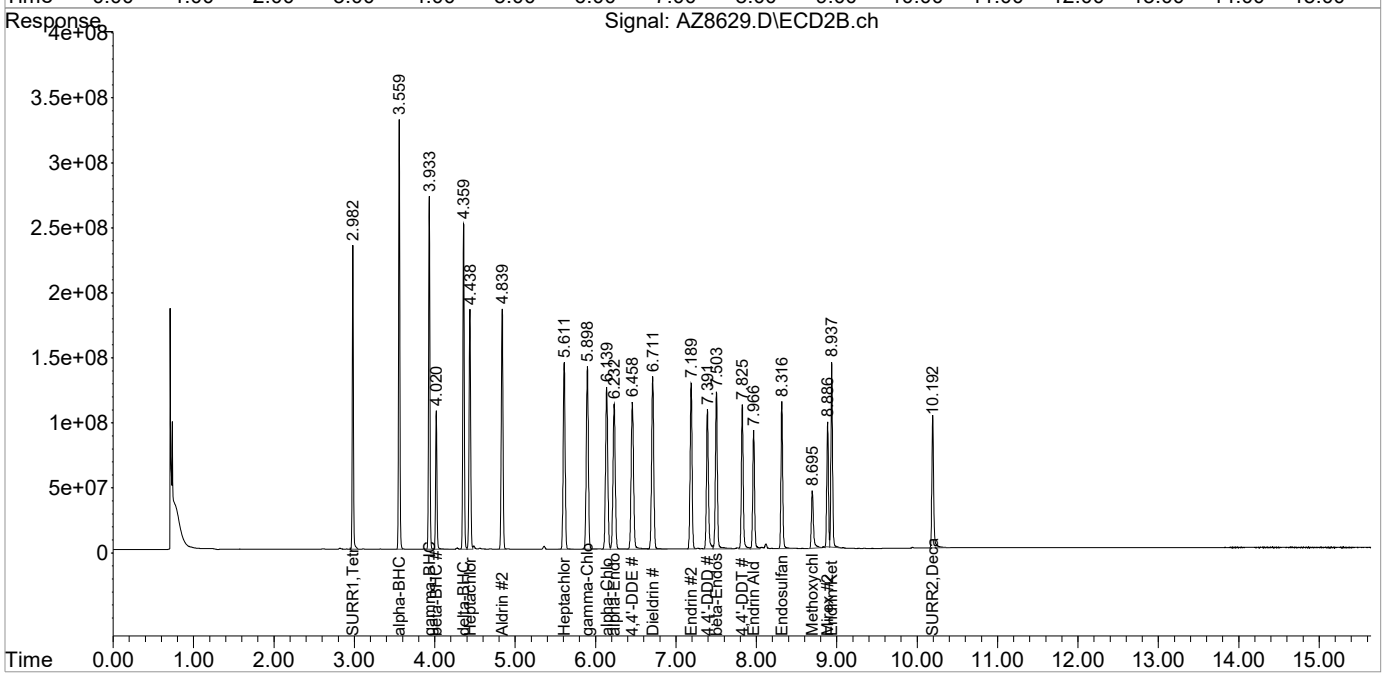

1st AF 06/23/21
2nd DM 06/23/21

Quantitation Report (Qedit)

Data Path : I:\ACQUDATA\7890m\DATA\062221\
Data File : AZ8638.D
Signal(s) : Signal #1: ECD1A.ch Signal #2: ECD2B.ch
Acq On : 22 Jun 2021 1:30 pm
Operator : AFelser
Sample : 8081 CCV MH
Misc : 8081
ALS Vial : 3 Sample Multiplier: 1

Integration File signal 1: EVENTS.E
Integration File signal 2: EVENTS2.E
Quant Time: Jun 22 16:01:37 2021
Quant Method : I:\ACQUDATA\7890m\Methods\8081-060921.M
Quant Title : 608.3/8081B PESTICIDES
QLast Update : Thu Jun 10 13:58:49 2021
Response via : Initial Calibration
Integrator: ChemStation

Volume Inj. : 1uL
Signal #1 Phase : STx-CLP Signal #2 Phase: STx-CLPII
Signal #1 Info : 0.32mm 30m Signal #2 Info : 0.32mm 30m

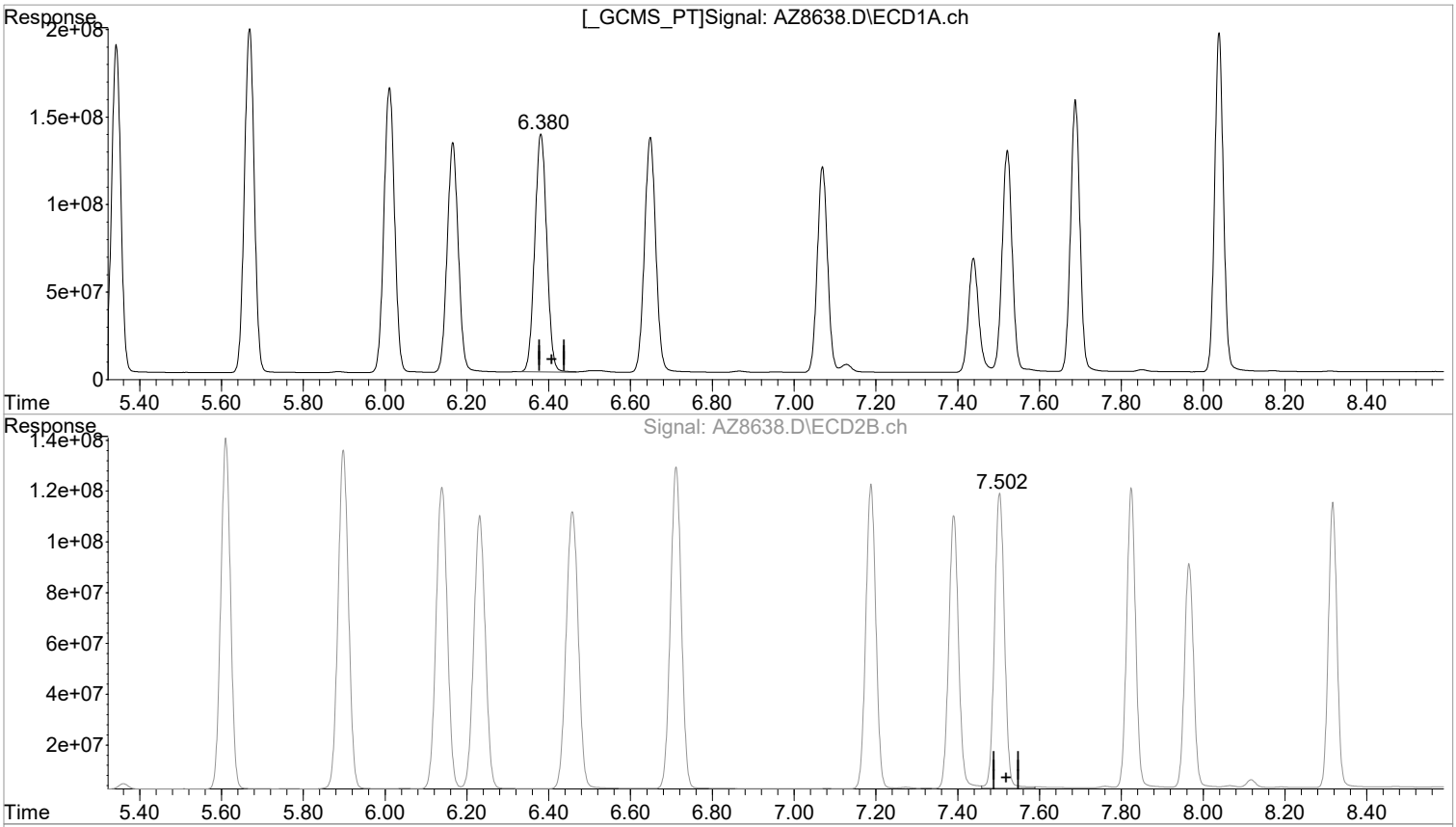

(15) beta-Endosul (tc)
6.380min 49.201 ug/l m
response 2767950955

(15) beta-Endosul #2 (tc)
7.502min 51.689 ug/l
response 1967800466

Manual Integration:
After
Poor integration.
06/23/21

(+) = Expected Retention Time

1st AF 06/23/21
2nd DM 06/23/21

Quantitation Report (Qedit)

Data Path : I:\ACQUDATA\7890m\DATA\062221\
Data File : AZ8638.D
Signal(s) : Signal #1: ECD1A.ch Signal #2: ECD2B.ch
Acq On : 22 Jun 2021 1:30 pm
Operator : AFelser
Sample : 8081 CCV MH
Misc : 8081
ALS Vial : 3 Sample Multiplier: 1

Integration File signal 1: EVENTS.E
Integration File signal 2: EVENTS2.E
Quant Time: Jun 22 16:01:37 2021
Quant Method : I:\ACQUDATA\7890m\Methods\8081-060921.M
Quant Title : 608.3/8081B PESTICIDES
QLast Update : Thu Jun 10 13:58:49 2021
Response via : Initial Calibration
Integrator: ChemStation

Volume Inj. : 1uL
Signal #1 Phase : STx-CLP Signal #2 Phase: STx-CLPII
Signal #1 Info : 0.32mm 30m Signal #2 Info : 0.32mm 30m

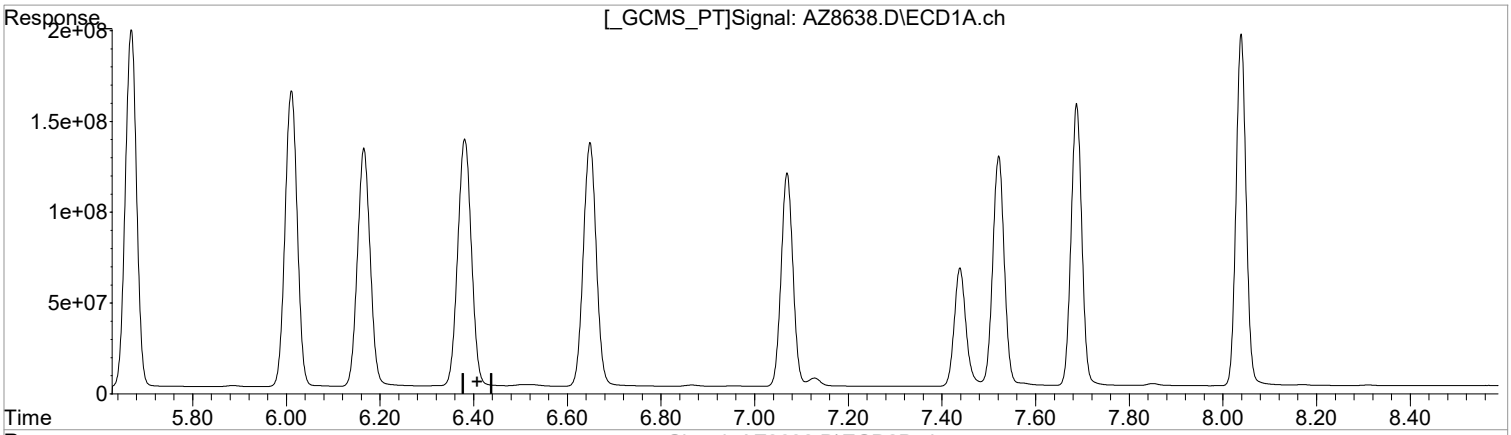

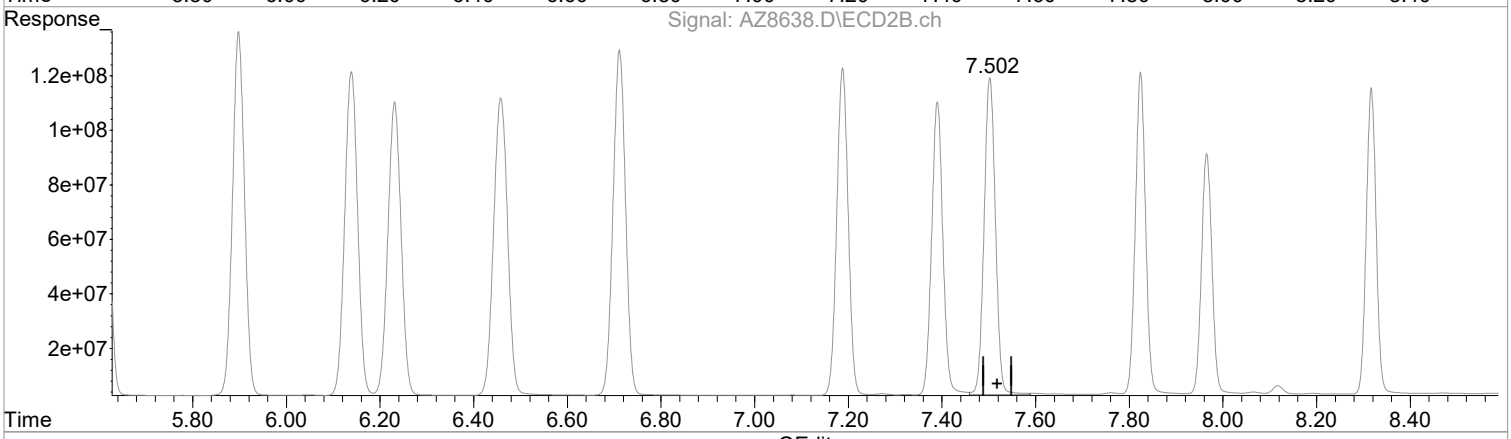

QEdit

(15) beta-Endosul (tc)
0.000min 0.000 ug/l
response 0

(15) beta-Endosul #2 (tc)
7.502min 51.689 ug/l
response 1967800466

Manual Integration:
Before

06/23/21

(+) = Expected Retention Time

1st AF 06/23/21
2nd DM 06/23/21

Quantitation Report (Qedit)

Data Path : I:\ACQUDATA\7890m\DATA\062221\
Data File : AZ8638.D
Signal(s) : Signal #1: ECD1A.ch Signal #2: ECD2B.ch
Acq On : 22 Jun 2021 1:30 pm
Operator : AFelser
Sample : 8081 CCV MH
Misc : 8081
ALS Vial : 3 Sample Multiplier: 1

Integration File signal 1: EVENTS.E
Integration File signal 2: EVENTS2.E
Quant Time: Jun 22 16:01:37 2021
Quant Method : I:\ACQUDATA\7890m\Methods\8081-060921.M
Quant Title : 608.3/8081B PESTICIDES
QLast Update : Thu Jun 10 13:58:49 2021
Response via : Initial Calibration
Integrator: ChemStation

Volume Inj. : 1uL
Signal #1 Phase : STx-CLP Signal #2 Phase: STx-CLPII
Signal #1 Info : 0.32mm 30m Signal #2 Info : 0.32mm 30m

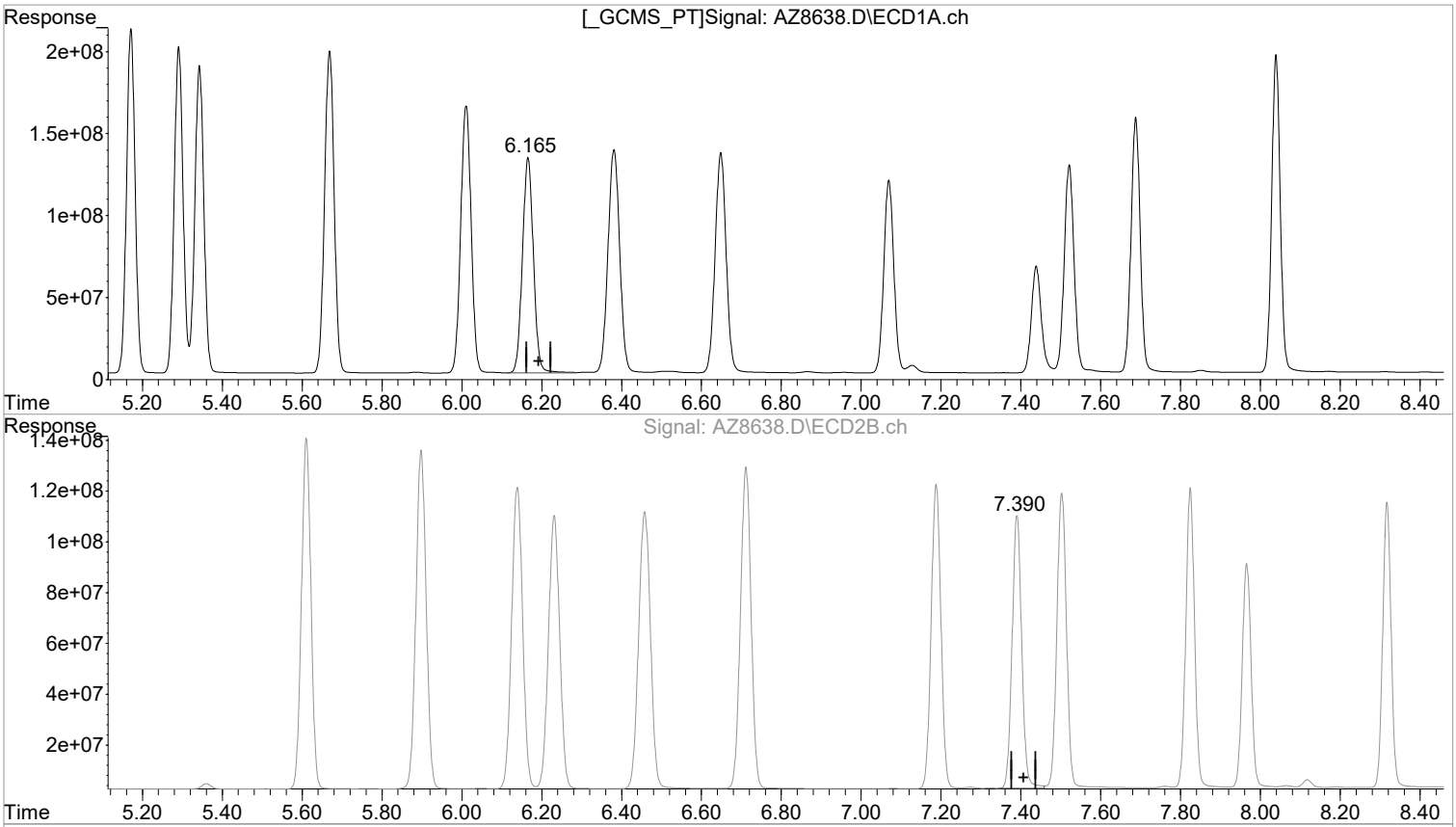

(16) 4,4'-DDD (tc)
6.165min 52.032 ug/l m
response 2500127864

(16) 4,4'-DDD #2 (tc)
7.390min 54.404 ug/l
response 1803095670

Manual Integration:
After
Peak not found.
06/23/21

(+) = Expected Retention Time

1st AF 06/23/21
2nd DM 06/23/21

Quantitation Report (Qedit)

Data Path : I:\ACQUDATA\7890m\DATA\062221\
Data File : AZ8638.D
Signal(s) : Signal #1: ECD1A.ch Signal #2: ECD2B.ch
Acq On : 22 Jun 2021 1:30 pm
Operator : AFelser
Sample : 8081 CCV MH
Misc : 8081
ALS Vial : 3 Sample Multiplier: 1

Integration File signal 1: EVENTS.E
Integration File signal 2: EVENTS2.E
Quant Time: Jun 22 16:01:37 2021
Quant Method : I:\ACQUDATA\7890m\Methods\8081-060921.M
Quant Title : 608.3/8081B PESTICIDES
QLast Update : Thu Jun 10 13:58:49 2021
Response via : Initial Calibration
Integrator: ChemStation

Volume Inj. : 1uL
Signal #1 Phase : STx-CLP Signal #2 Phase: STx-CLPII
Signal #1 Info : 0.32mm 30m Signal #2 Info : 0.32mm 30m

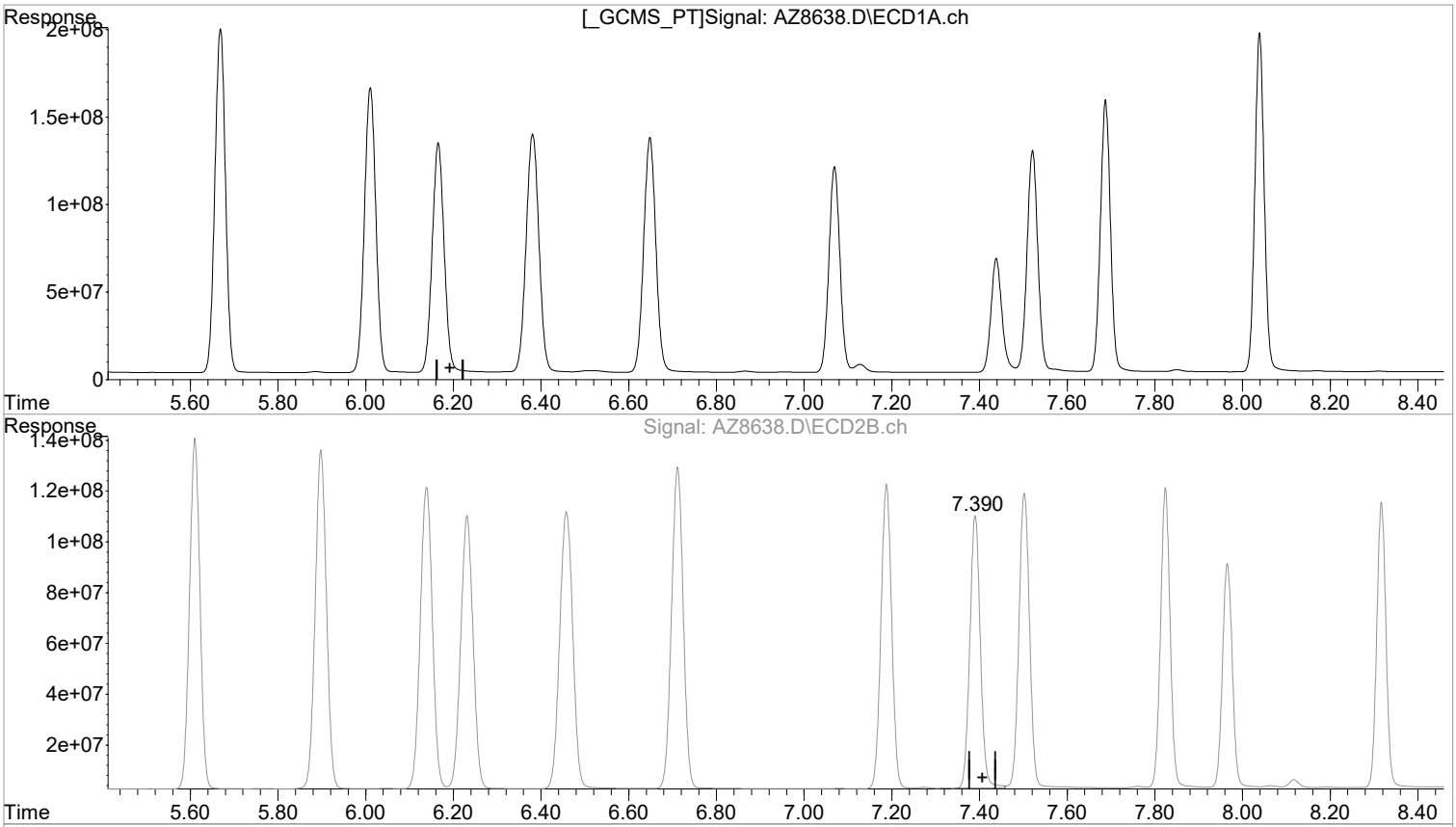

(16) 4,4'-DDD (tc)
0.000min 0.000 ug/l
response 0

(16) 4,4'-DDD #2 (tc)
7.390min 54.404 ug/l
response 1803095670

Manual Integration:
Before

06/23/21

(+) = Expected Retention Time

1st AF 06/23/21
2nd DM 06/23/21

Quantitation Report (Qedit)

Data Path : I:\ACQUDATA\7890m\DATA\062221\
Data File : AZ8638.D
Signal(s) : Signal #1: ECD1A.ch Signal #2: ECD2B.ch
Acq On : 22 Jun 2021 1:30 pm
Operator : AFelser
Sample : 8081 CCV MH
Misc : 8081
ALS Vial : 3 Sample Multiplier: 1

Integration File signal 1: EVENTS.E
Integration File signal 2: EVENTS2.E
Quant Time: Jun 22 16:01:37 2021
Quant Method : I:\ACQUDATA\7890m\Methods\8081-060921.M
Quant Title : 608.3/8081B PESTICIDES
QLast Update : Thu Jun 10 13:58:49 2021
Response via : Initial Calibration
Integrator: ChemStation

Volume Inj. : 1uL
Signal #1 Phase : STx-CLP Signal #2 Phase: STx-CLPII
Signal #1 Info : 0.32mm 30m Signal #2 Info : 0.32mm 30m

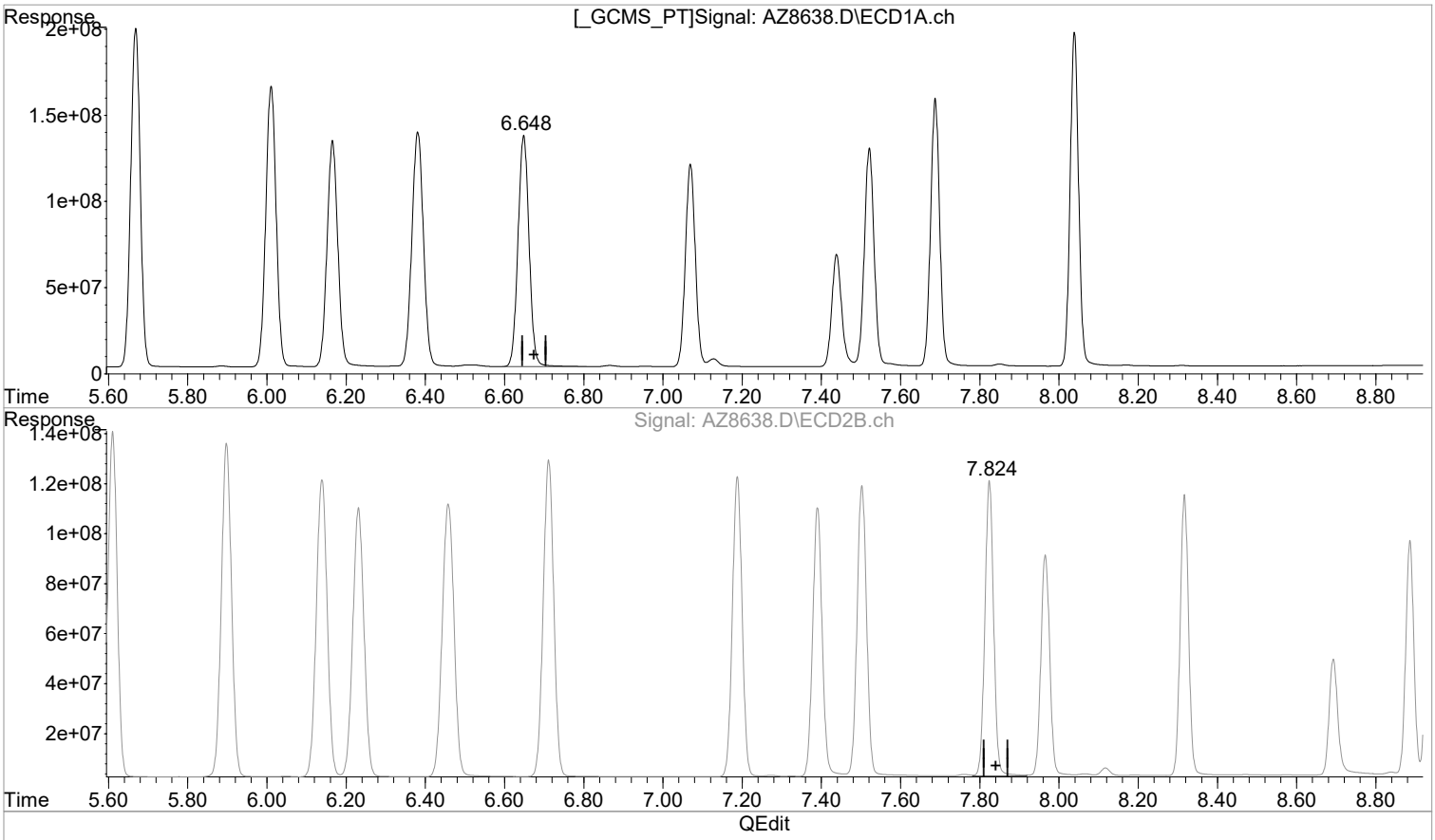

(17) 4,4'-DDT (tcm)
6.648min 49.855 ug/l m
response 2600138920

(17) 4,4'-DDT #2 (tcm)
7.824min 53.640 ug/l
response 1812598422

Manual Integration:
After
Peak not found.
06/23/21

(+) = Expected Retention Time

1st AF 06/23/21
2nd DM 06/23/21

Quantitation Report (Qedit)

Data Path : I:\ACQUDATA\7890m\DATA\062221\
Data File : AZ8638.D
Signal(s) : Signal #1: ECD1A.ch Signal #2: ECD2B.ch
Acq On : 22 Jun 2021 1:30 pm
Operator : AFelser
Sample : 8081 CCV MH
Misc : 8081
ALS Vial : 3 Sample Multiplier: 1

Integration File signal 1: EVENTS.E
Integration File signal 2: EVENTS2.E
Quant Time: Jun 22 16:01:37 2021
Quant Method : I:\ACQUDATA\7890m\Methods\8081-060921.M
Quant Title : 608.3/8081B PESTICIDES
QLast Update : Thu Jun 10 13:58:49 2021
Response via : Initial Calibration
Integrator: ChemStation

Volume Inj. : 1uL
Signal #1 Phase : STx-CLP Signal #2 Phase: STx-CLPII
Signal #1 Info : 0.32mm 30m Signal #2 Info : 0.32mm 30m

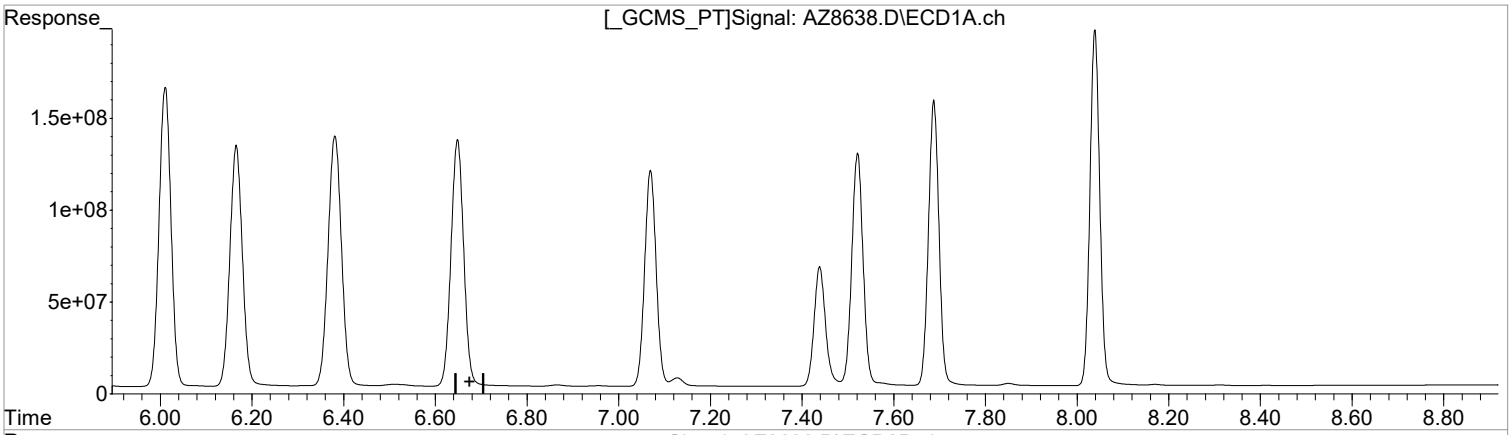

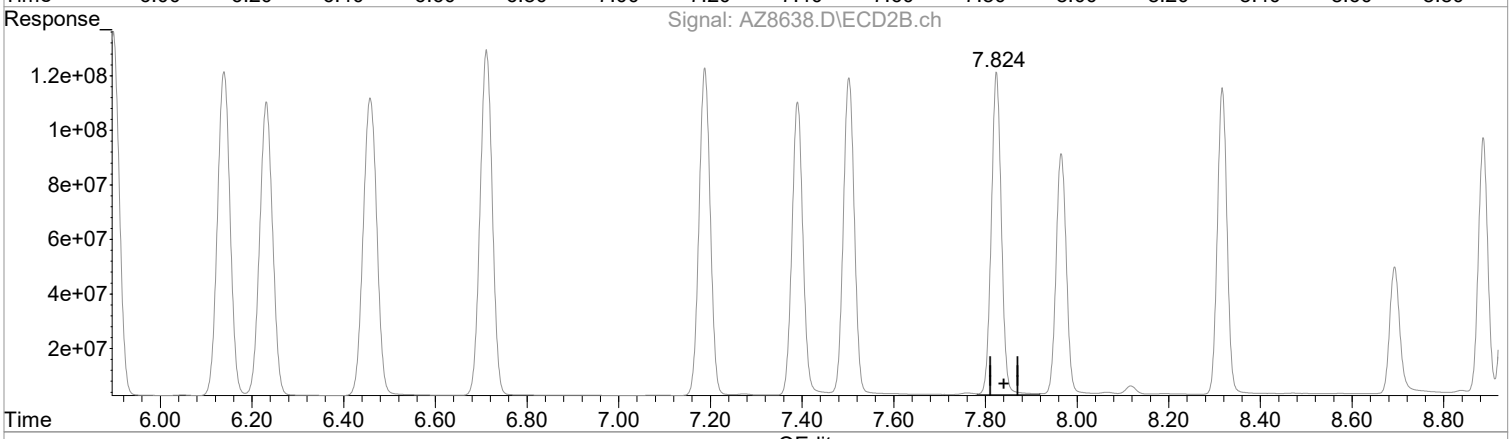

(17) 4,4'-DDT (tcm)
0.000min 0.000 ug/l
response 0

(17) 4,4'-DDT #2 (tcm)
7.824min 53.640 ug/l
response 1812598422

Manual Integration:
Before

06/23/21

(+) = Expected Retention Time

1st AF 06/23/21
2nd DM 06/23/21

Evaluate Continuing Calibration Report

Data Path : I:\ACQUDATA\7890m\DATA\062221\
Data File : AZ8638.D
Signal(s) : Signal #1: ECD1A.ch Signal #2: ECD2B.ch
Acq On : 22 Jun 2021 1:30 pm
Operator : AFelser
Sample : 8081 CCV MH
Misc : 8081
ALS Vial : 3 Sample Multiplier: 1

Integration File signal 1: EVENTS.E
Integration File signal 2: EVENTS2.E
Quant Time: Jun 22 16:01:37 2021
Quant Method : I:\ACQUDATA\7890m\Methods\8081-060921.M
Quant Title : 608.3/8081B PESTICIDES
QLast Update : Thu Jun 10 13:58:49 2021
Response via : Initial Calibration
Integrator: ChemStation

Volume Inj. : 1uL
Signal #1 Phase : STx-CLP Signal #2 Phase: STx-CLPII
Signal #1 Info : 0.32mm 30m Signal #2 Info : 0.32mm 30m

Min. RRF : 0.000 Min. Rel. Area : 50% Max. R.T. Dev 0.50min
Max. RRF Dev : 15% Max. Rel. Area : 150%

		Compound	Amount	Calc.	%Dev	Area%	Dev(Min)
1	S	SURR1,Tetrac	50.000	49.043	1.9	100	0.00
2	tc	alpha-BHC	50.000	52.826	-5.7	101	-0.01
3	tcm	gamma-BHC (L	50.000	51.529	-3.1	101	-0.01
4	tcm	Heptachlor	50.000	48.910	2.2	98	-0.02
5	tcm	Aldrin	50.000	50.991	-2.0	101	-0.02
6	tc	beta-BHC	50.000	47.950	4.1	101	-0.01
7	TC	delta-BHC	50.000	52.066	-4.1	100	-0.01
8	tc	Heptachlor E	50.000	50.100	-0.2	101	-0.02
9	tc	alpha-Endosu	50.000	49.405	1.2	99	-0.02
10	tc	gamma-Chlord	50.000	48.490	3.0	100	-0.02
11	tc	alpha-Chlord	50.000	49.764	0.5	100	-0.02
12	tc	4,4'-DDE	50.000	51.975	-4.0	101	-0.02
13	tcm	Dieldrin	50.000	51.018	-2.0	99	-0.02
14	tcm	Endrin	50.000	49.832	0.3	99	-0.02
15	tc	beta-Endosul	50.000	49.201	1.6	99	-0.03
16	tc	4,4'-DDD	50.000	52.032	-4.1	101	-0.03
17	tcm	4,4'-DDT	50.000	49.855	0.3	97	-0.03
18	tc	Endrin Aldeh	50.000	49.025	2.0	101	-0.02
19	tc	Endosulfan S	50.000	48.453	3.1	98	-0.02
20	tc	Methoxychlor	50.000	47.031	5.9	97	-0.02
21	tc	Endrin Keton	50.000	48.795	2.4	100	-0.02
22	tc	Mirex	50.000	44.361	11.3	96	-0.02
23	S	SURR2,Decachlorobiphenyl	50.000	47.502	5.0	97	-0.02

Signal #2

1	S	SURR1,Tetrac	50.000	52.191	-4.4	103	0.00
2	tc	alpha-BHC	50.000	56.115	-12.2	104	-0.01
3	tcm	gamma-BHC (L	50.000	55.421	-10.8	104	-0.01
4	tcm	Heptachlor	50.000	51.018	-2.0	97	-0.01
5	tcm	Aldrin	50.000	54.514	-9.0	104	-0.01
6	tc	beta-BHC	50.000	52.176	-4.4	104	-0.01
7	tc	delta-BHC	50.000	55.936	-11.9	105	-0.01
8	tc	Heptachlor E	50.000	53.253	-6.5	104	-0.02
9	tc	alpha-Endosu	50.000	53.385	-6.8	104	-0.02
10	tc	gamma-Chlord	50.000	53.980	-8.0	103	-0.02
11	tc	alpha-Chlord	50.000	53.329	-6.7	103	-0.02
12	tc	4,4'-DDE	50.000	54.675	-9.3	103	-0.02
13	tcm	Dieldrin	50.000	53.782	-7.6	103	-0.02
14	tcm	Endrin	50.000	52.951	-5.9	102	-0.02
15	tc	beta-Endosul	50.000	51.689	-3.4	101	-0.02
16	tc	4,4'-DDD	50.000	54.404	-8.8	103	-0.02
17	tcm	4,4'-DDT	50.000	53.640	-7.3	100	-0.02
18	tc	Endrin Aldeh	50.000	51.225	-2.5	102	-0.02

Evaluate Continuing Calibration Report

Data Path : I:\ACQUDATA\7890m\DATA\062221\
Data File : AZ8638.D
Signal(s) : Signal #1: ECD1A.ch Signal #2: ECD2B.ch
Acq On : 22 Jun 2021 1:30 pm
Operator : AFelser
Sample : 8081 CCV MH
Misc : 8081
ALS Vial : 3 Sample Multiplier: 1

Integration File signal 1: EVENTS.E
Integration File signal 2: EVENTS2.E
Quant Time: Jun 22 16:01:37 2021
Quant Method : I:\ACQUDATA\7890m\Methods\8081-060921.M
Quant Title : 608.3/8081B PESTICIDES
QLast Update : Thu Jun 10 13:58:49 2021
Response via : Initial Calibration
Integrator: ChemStation

Volume Inj. : 1uL
Signal #1 Phase : STx-CLP Signal #2 Phase: STx-CLPII
Signal #1 Info : 0.32mm 30m Signal #2 Info : 0.32mm 30m

Min. RRF : 0.000 Min. Rel. Area : 50% Max. R.T. Dev 0.50min
Max. RRF Dev : 15% Max. Rel. Area : 150%

		Compound	Amount	Calc.	%Dev	Area%	Dev(Min)
19	tc	Endosulfan S	50.000	51.200	-2.4	101	-0.02
20	tc	Methoxychlor	50.000	45.965	8.1	94	-0.02
21	tc	Endrin Keton	50.000	50.432	-0.9	99	-0.02
22	tc	Mirex	50.000	48.345	3.3	99	-0.02
23	S	SURR2,Decachlorobiphenyl	50.000	46.430	7.1	97	-0.02

Evaluate Continuing Calibration Report - Not Founds

24	L8C	Toxaphene	750.000	0.000	100.0#	0	-5.83#
25	L8C	Toxaphene{2}	750.000	0.000	100.0#	0	-6.19#
26	L8C	Toxaphene{3}	750.000	0.000	100.0#	0	-6.61#
27	L8C	Toxaphene{4}	750.000	0.000	100.0#	0	-7.25#
28	L8C	Toxaphene{5}	750.000	0.000	100.0#	0	-7.56#
29	L9C	Chlordane	250.000	0.000	100.0#	0	-3.78#
30	L9C	Chlordane{2}	250.000	0.000	100.0#	0	-4.33#
31	L9C	Chlordane{3}	250.000	0.000	100.0#	0	-4.79#
32	L9C	Chlordane{4}	250.000	0.000	100.0#	0	-5.18#
33	L9C	Chlordane{5}	250.000	0.000	100.0#	0	-6.29#
34	L10C	Dechlorane{1}	100.000	0.000	100.0#	0	-12.16#
35	L10C	Dechlorane{2}	100.000	0.000	100.0#	0	-12.59#

Signal #2

24	L8C	Toxaphene	750.000	0.000	100.0#	0	-6.72#
25	L8C	Toxaphene{2}	750.000	0.000	100.0#	0	-6.89#
26	L8C	Toxaphene{3}	750.000	0.000	100.0#	0	-7.64#
27	L8C	Toxaphene{4}	750.000	0.000	100.0#	0	-7.89#
28	L8C	Toxaphene{5}	750.000	0.000	100.0#	0	-8.10#
29	L9C	Chlordane	250.000	0.000	100.0#	0	-4.28#
30	L9C	Chlordane{2}	250.000	0.000	100.0#	0	-5.05#
31	L9C	Chlordane{3}	250.000	0.000	100.0#	0	-5.91#
32	L9C	Chlordane{4}	250.000	0.000	100.0#	0	-6.07#
33	L9C	Chlordane{5}	250.000	0.000	100.0#	0	-6.16#
34	L10C	Dechlorane{1}	100.000	0.000	100.0#	0	-13.98#
35	L10C	Dechlorane{2}	100.000	0.000	100.0#	0	-14.61#

(#) = Out of Range SPCC's out = 0 CCC's out = 24

1st AF 06/23/21
2nd DM 06/23/21

Quantitation Report (QT Reviewed)

Data Path : I:\ACQUDATA\7890m\DATA\062221\
Data File : AZ8638.D
Signal(s) : Signal #1: ECD1A.ch Signal #2: ECD2B.ch
Acq On : 22 Jun 2021 1:30 pm
Operator : AFelser
Sample : 8081 CCV MH
Misc : 8081
ALS Vial : 3 Sample Multiplier: 1

Integration File signal 1: EVENTS.E
Integration File signal 2: EVENTS2.E
Quant Time: Jun 22 16:01:37 2021
Quant Method : I:\ACQUDATA\7890m\Methods\8081-060921.M
Quant Title : 608.3/8081B PESTICIDES
QLast Update : Thu Jun 10 13:58:49 2021
Response via : Initial Calibration
Integrator: ChemStation

Volume Inj. : 1uL
Signal #1 Phase : STx-CLP Signal #2 Phase: STx-CLPII
Signal #1 Info : 0.32mm 30m Signal #2 Info : 0.32mm 30m

	Compound	RT#1	RT#2	Resp#1	Resp#2	ug/l	ug/l
	System Monitoring Compounds						
1) S	SURR1,Tet...	2.666	2.983	2927.6E6	2106.9E6	49.043	52.191
	Spiked Amount 100.000 Range 30 - 150 Recovery = 49.04% 52.19%						
23) S	SURR2,Dec...	9.235f	10.195f	2318.4E6	1400.8E6	47.502	46.430
	Spiked Amount 100.000 Range 30 - 150 Recovery = 47.50% 46.43%						
	Target Compounds						
2) tc	alpha-BHC	3.118	3.560	4555.4E6	3243.5E6	52.826	56.115
3) tcm	gamma-BHC (L	3.396	3.934	4050.9E6	2885.6E6	51.529	55.421
4) tcm	Heptachlor	3.848f	4.439	3627.7E6	2418.1E6	48.910	51.018
5) tcm	Aldrin	4.158f	4.840	3527.1E6	2540.0E6	50.991	54.514
6) tc	beta-BHC	3.476	4.021	1651.5E6	1172.9E6	47.950	52.176
7) tc	delta-BHC	3.644	4.360	3994.0E6	2879.0E6	52.066	55.936
8) tc	Heptachlor E	4.850f	5.610f	3258.9E6	2283.3E6	50.100	53.253
9) tc	alpha-Endosu	5.343f	6.231f	2961.4E6	2118.3E6	49.405	53.385
10) tc	gamma-Chlord	5.004f	5.898f	3308.9E6	2385.8E6	48.490	53.980
11) tc	alpha-Chlord	5.171f	6.139f	3152.9E6	2283.9E6	49.764	53.329
12) tc	4,4'-DDE	5.291f	6.458f	3047.8E6	2286.6E6	51.975	54.675
13) tcm	Dieldrin	5.669f	6.711f	3307.1E6	2361.4E6	51.018	53.782
14) tcm	Endrin	6.011f	7.188f	2964.0E6	2039.6E6	49.832	52.951
15) tc	beta-Endosul	6.380f	7.502f	2768.0E6	1967.8E6	49.201m	51.689
16) tc	4,4'-DDD	6.165f	7.390f	2500.1E6	1803.1E6	52.032m	54.404
17) tcm	4,4'-DDT	6.648f	7.824f	2600.1E6	1812.6E6	49.855m	53.640
18) tc	Endrin Aldeh	7.069f	7.965f	2054.4E6	1389.0E6	49.025	51.225
19) tc	Endosulfan S	7.688f	8.317f	2513.2E6	1651.9E6	48.453	51.200
20) tc	Methoxychlor	7.438f	8.693f	1133.1E6	726.0E6	47.031	45.965
21) tc	Endrin Keton	8.039f	8.938f	2922.7E6	1922.1E6	48.795	50.432
22) tc	Mirex	7.521f	8.886f	2230.5E6	1301.8E6	44.361	48.345
	Sum Toxaphene			0	0	N.D.	N.D.
	Average Toxaphene					0.000	0.000
	Sum Chlordane			0	0	N.D.	N.D.
	Average Chlordane					0.000	0.000
	Sum Dechlorane			0	0	N.D.	N.D.
	Average Dechlorane					0.000	0.000

(f)=RT Delta > 1/2 Window (#)=Amounts differ by > 25% (m)=manual int.

Quantitation Report (QT Reviewed)

Data Path : I:\ACQUDATA\7890m\DATA\062221\
Data File : AZ8638.D
Signal(s) : Signal #1: ECD1A.ch Signal #2: ECD2B.ch
Acq On : 22 Jun 2021 1:30 pm
Operator : AFelser
Sample : 8081 CCV MH
Misc : 8081
ALS Vial : 3 Sample Multiplier: 1

Integration File signal 1: EVENTS.E
Integration File signal 2: EVENTS2.E
Quant Time: Jun 22 16:01:37 2021
Quant Method : I:\ACQUDATA\7890m\Methods\8081-060921.M
Quant Title : 608.3/8081B PESTICIDES
QLast Update : Thu Jun 10 13:58:49 2021
Response via : Initial Calibration
Integrator: ChemStation

Volume Inj. : 1uL
Signal #1 Phase : STx-CLP Signal #2 Phase: STx-CLPII
Signal #1 Info : 0.32mm 30m Signal #2 Info : 0.32mm 30m

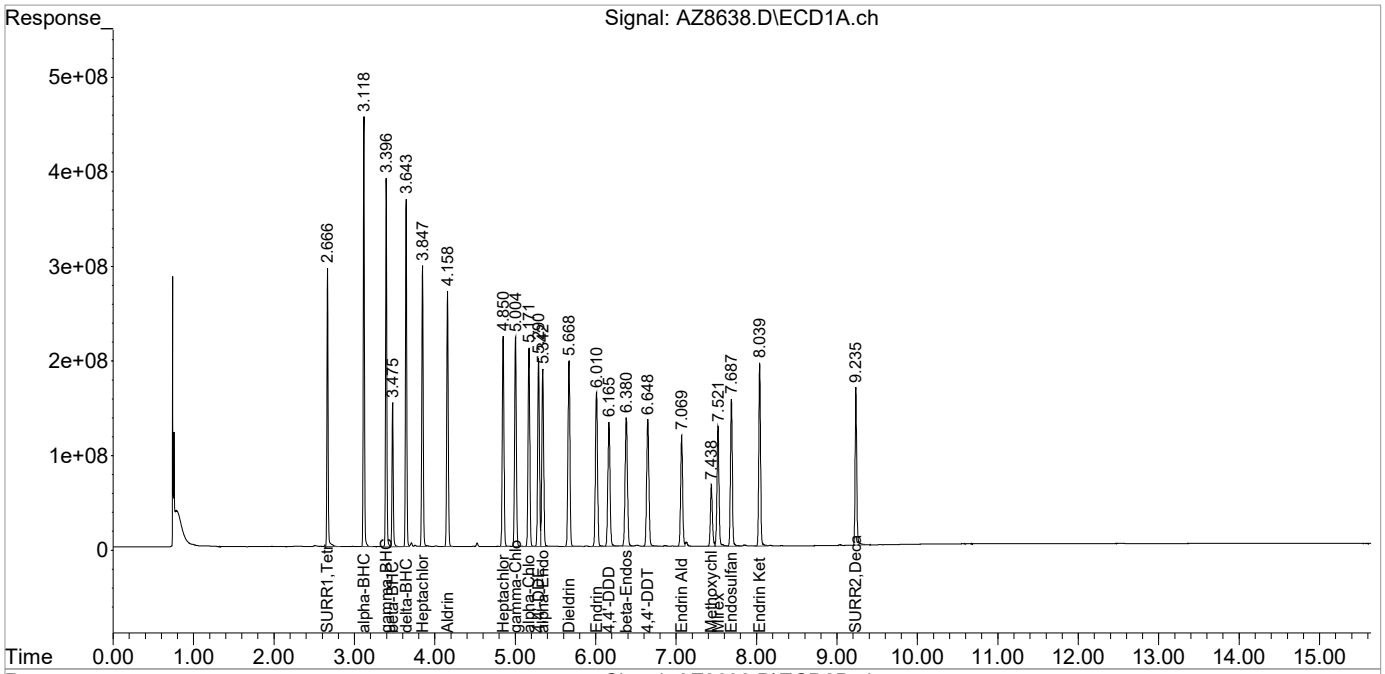

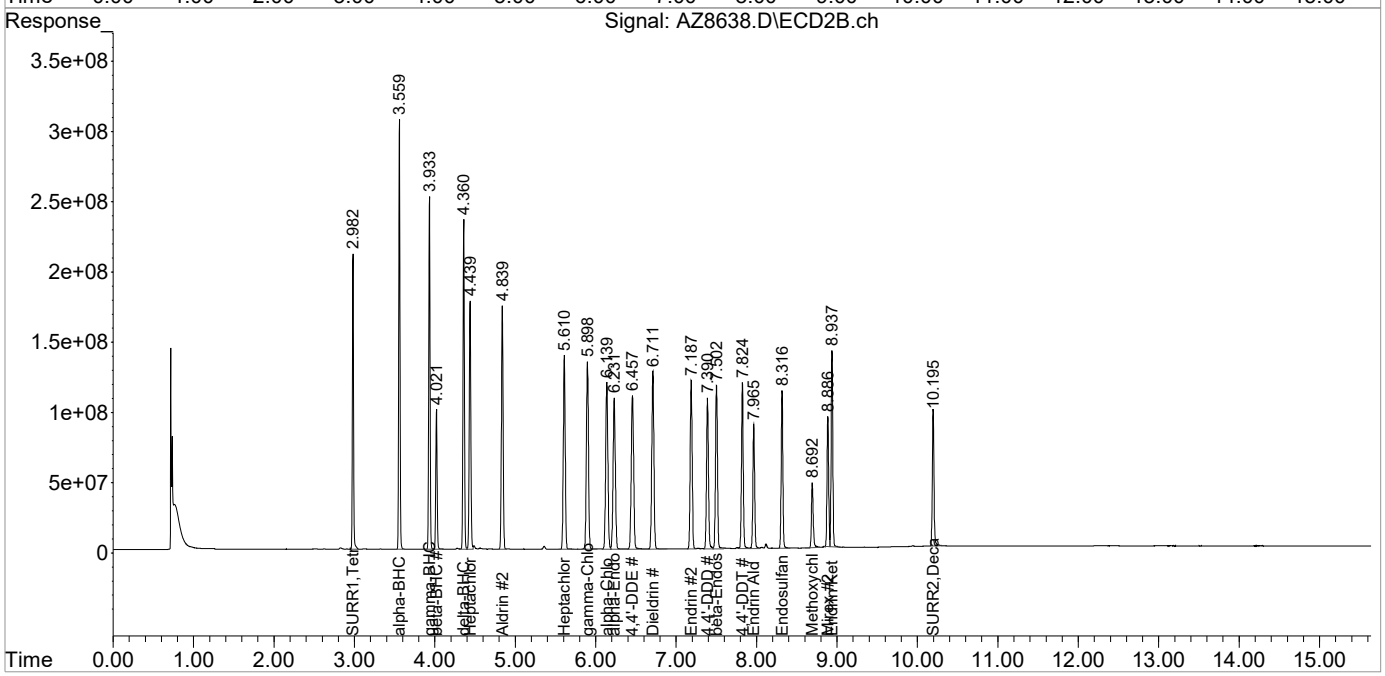

Evaluate Continuing Calibration Report

Data Path : I:\ACQUDATA\7890m\DATA\062221\
Data File : AZ8647.D
Signal(s) : Signal #1: ECD1A.ch Signal #2: ECD2B.ch
Acq On : 22 Jun 2021 4:31 pm
Operator : AFelser
Sample : 8081 CCV MH
Misc : 8081
ALS Vial : 3 Sample Multiplier: 1

Integration File signal 1: EVENTS.E
Integration File signal 2: EVENTS2.E
Quant Time: Jun 23 08:42:38 2021
Quant Method : I:\ACQUDATA\7890m\Methods\8081-060921.M
Quant Title : 608.3/8081B PESTICIDES
QLast Update : Wed Jun 23 08:41:58 2021
Response via : Initial Calibration
Integrator: ChemStation

Volume Inj. : 1uL
Signal #1 Phase : STx-CLP Signal #2 Phase: STx-CLPII
Signal #1 Info : 0.32mm 30m Signal #2 Info : 0.32mm 30m

Min. RRF : 0.000 Min. Rel. Area : 50% Max. R.T. Dev 0.50min
Max. RRF Dev : 15% Max. Rel. Area : 150%

		Compound	Amount	Calc.	%Dev	Area%	Dev(Min)
1	S	SURR1,Tetrac	50.000	50.882	-1.8	104	0.00
2	tc	alpha-BHC	50.000	54.163	-8.3	103	-0.01
3	tcm	gamma-BHC (L	50.000	52.668	-5.3	103	-0.01
4	tcm	Heptachlor	50.000	52.277	-4.6	105	-0.01
5	tcm	Aldrin	50.000	52.177	-4.4	103	-0.02
6	tc	beta-BHC	50.000	48.641	2.7	102	-0.01
7	TC	delta-BHC	50.000	53.593	-7.2	103	-0.01
8	tc	Heptachlor E	50.000	51.291	-2.6	103	-0.02
9	tc	alpha-Endosu	50.000	50.532	-1.1	102	-0.02
10	tc	gamma-Chlord	50.000	49.469	1.1	102	-0.02
11	tc	alpha-Chlord	50.000	50.639	-1.3	101	-0.02
12	tc	4,4'-DDE	50.000	53.298	-6.6	104	-0.02
13	tcm	Dieldrin	50.000	52.579	-5.2	103	-0.02
14	tcm	Endrin	50.000	52.969	-5.9	105	-0.02
15	tc	beta-Endosul	50.000	51.706	-3.4	104	-0.03
16	tc	4,4'-DDD	50.000	62.417	-24.8#	121	-0.02
17	tcm	4,4'-DDT	50.000	43.327	13.3	84	-0.02
18	tc	Endrin Aldeh	50.000	49.757	0.5	102	-0.02
19	tc	Endosulfan S	50.000	49.105	1.8	99	-0.02
20	tc	Methoxychlor	50.000	49.127	1.7	101	-0.02
21	tc	Endrin Keton	50.000	48.892	2.2	100	-0.02
22	tc	Mirex	50.000	44.719	10.6	97	-0.02
23	S	SURR2,Decachlorobiphenyl	50.000	46.347	7.3	94	-0.02

Signal #2

1	S	SURR1,Tetrac	50.000	54.092	-8.2	107	0.00
2	tc	alpha-BHC	50.000	58.234	-16.5#	108	-0.01
3	tcm	gamma-BHC (L	50.000	57.185	-14.4	107	-0.01
4	tcm	Heptachlor	50.000	55.056	-10.1	105	-0.01
5	tcm	Aldrin	50.000	55.643	-11.3	106	-0.02
6	tc	beta-BHC	50.000	53.554	-7.1	107	-0.01
7	tc	delta-BHC	50.000	57.802	-15.6#	108	-0.01
8	tc	Heptachlor E	50.000	54.529	-9.1	106	-0.02
9	tc	alpha-Endosu	50.000	54.517	-9.0	106	-0.02
10	tc	gamma-Chlord	50.000	55.069	-10.1	105	-0.02
11	tc	alpha-Chlord	50.000	54.266	-8.5	105	-0.02
12	tc	4,4'-DDE	50.000	56.066	-12.1	106	-0.02
13	tcm	Dieldrin	50.000	55.114	-10.2	106	-0.02
14	tcm	Endrin	50.000	55.358	-10.7	107	-0.02
15	tc	beta-Endosul	50.000	52.677	-5.4	103	-0.02
16	tc	4,4'-DDD	50.000	63.903	-27.8#	121	-0.02
17	tcm	4,4'-DDT	50.000	44.605	10.8	83	-0.02
18	tc	Endrin Aldeh	50.000	51.505	-3.0	103	-0.02

Evaluate Continuing Calibration Report

Data Path : I:\ACQUDATA\7890m\DATA\062221\
Data File : AZ8647.D
Signal(s) : Signal #1: ECD1A.ch Signal #2: ECD2B.ch
Acq On : 22 Jun 2021 4:31 pm
Operator : AFelser
Sample : 8081 CCV MH
Misc : 8081
ALS Vial : 3 Sample Multiplier: 1

Integration File signal 1: EVENTS.E
Integration File signal 2: EVENTS2.E
Quant Time: Jun 23 08:42:38 2021
Quant Method : I:\ACQUDATA\7890m\Methods\8081-060921.M
Quant Title : 608.3/8081B PESTICIDES
QLast Update : Wed Jun 23 08:41:58 2021
Response via : Initial Calibration
Integrator: ChemStation

Volume Inj. : 1uL
Signal #1 Phase : STx-CLP Signal #2 Phase: STx-CLPII
Signal #1 Info : 0.32mm 30m Signal #2 Info : 0.32mm 30m

Min. RRF : 0.000 Min. Rel. Area : 50% Max. R.T. Dev 0.50min
Max. RRF Dev : 15% Max. Rel. Area : 150%

		Compound	Amount	Calc.	%Dev	Area%	Dev(Min)
19	tc	Endosulfan S	50.000	52.283	-4.6	103	-0.02
20	tc	Methoxychlor	50.000	45.336	9.3	93	-0.02
21	tc	Endrin Keton	50.000	50.257	-0.5	99	-0.02
22	tc	Mirex	50.000	46.658	6.7	96	-0.02
23	S	SURR2,Decachlorobiphenyl	50.000	49.284	1.4	103	-0.03

Evaluate Continuing Calibration Report - Not Founds

24	L8C	Toxaphene	750.000	0.000	100.0#	0	-5.83#
25	L8C	Toxaphene{2}	750.000	0.000	100.0#	0	-6.19#
26	L8C	Toxaphene{3}	750.000	0.000	100.0#	0	-6.61#
27	L8C	Toxaphene{4}	750.000	0.000	100.0#	0	-7.25#
28	L8C	Toxaphene{5}	750.000	0.000	100.0#	0	-7.56#
29	L9C	Chlordane	250.000	0.000	100.0#	0	-3.78#
30	L9C	Chlordane{2}	250.000	0.000	100.0#	0	-4.33#
31	L9C	Chlordane{3}	250.000	0.000	100.0#	0	-4.79#
32	L9C	Chlordane{4}	250.000	0.000	100.0#	0	-5.18#
33	L9C	Chlordane{5}	250.000	0.000	100.0#	0	-6.29#
34	L10C	Dechlorane{1}	100.000	0.000	100.0#	0	-12.16#
35	L10C	Dechlorane{2}	100.000	0.000	100.0#	0	-12.59#

Signal #2

24	L8C	Toxaphene	750.000	0.000	100.0#	0	-6.72#
25	L8C	Toxaphene{2}	750.000	0.000	100.0#	0	-6.89#
26	L8C	Toxaphene{3}	750.000	0.000	100.0#	0	-7.64#
27	L8C	Toxaphene{4}	750.000	0.000	100.0#	0	-7.89#
28	L8C	Toxaphene{5}	750.000	0.000	100.0#	0	-8.10#
29	L9C	Chlordane	250.000	0.000	100.0#	0	-4.28#
30	L9C	Chlordane{2}	250.000	0.000	100.0#	0	-5.05#
31	L9C	Chlordane{3}	250.000	0.000	100.0#	0	-5.91#
32	L9C	Chlordane{4}	250.000	0.000	100.0#	0	-6.07#
33	L9C	Chlordane{5}	250.000	0.000	100.0#	0	-6.16#
34	L10C	Dechlorane{1}	100.000	0.000	100.0#	0	-13.98#
35	L10C	Dechlorane{2}	100.000	0.000	100.0#	0	-14.61#

(#) = Out of Range SPCC's out = 0 CCC's out = 28

1st AF 06/23/21
2nd DM 06/23/21

Quantitation Report (QT Reviewed)

Data Path : I:\ACQUDATA\7890m\DATA\062221\
Data File : AZ8647.D
Signal(s) : Signal #1: ECD1A.ch Signal #2: ECD2B.ch
Acq On : 22 Jun 2021 4:31 pm
Operator : AFelser
Sample : 8081 CCV MH
Misc : 8081
ALS Vial : 3 Sample Multiplier: 1

Integration File signal 1: EVENTS.E
Integration File signal 2: EVENTS2.E
Quant Time: Jun 23 08:42:38 2021
Quant Method : I:\ACQUDATA\7890m\Methods\8081-060921.M
Quant Title : 608.3/8081B PESTICIDES
QLast Update : Wed Jun 23 08:41:58 2021
Response via : Initial Calibration
Integrator: ChemStation

Volume Inj. : 1uL
Signal #1 Phase : STx-CLP Signal #2 Phase: STx-CLPII
Signal #1 Info : 0.32mm 30m Signal #2 Info : 0.32mm 30m

Compound	RT#1	RT#2	Resp#1	Resp#2	ug/l	ug/l
System Monitoring Compounds						
1) S SURR1,Tet...	2.667	2.982	3037.4E6	2183.7E6	50.882	54.092
Spiked Amount 100.000 Range 30 - 150 Recovery =					50.88%	54.09%
23) S SURR2,Dec...	9.236	10.192	2262.0E6	1486.9E6	46.347	49.284
Spiked Amount 100.000 Range 30 - 150 Recovery =					46.35%	49.28%
Target Compounds						
2) tc alpha-BHC	3.119	3.559	4670.7E6	3366.0E6	54.163	58.234
3) tcm gamma-BHC (L	3.397	3.933	4140.5E6	2977.4E6	52.668	57.185
4) tcm Heptachlor	3.849	4.439	3877.5E6	2609.5E6	52.277	55.056
5) tcm Aldrin	4.160	4.839	3609.1E6	2592.6E6	52.177	55.643
6) tc beta-BHC	3.477	4.021	1675.3E6	1203.9E6	48.641	53.554
7) tc delta-BHC	3.645	4.360	4111.1E6	2975.1E6	53.593	57.802
8) tc Heptachlor E	4.851	5.610	3336.3E6	2338.0E6	51.291	54.529
9) tc alpha-Endosu	5.344	6.231	3029.0E6	2163.2E6	50.532	54.517
10) tc gamma-Chlord	5.006	5.899	3375.7E6	2433.9E6	49.469	55.069
11) tc alpha-Chlord	5.173	6.138	3208.4E6	2324.0E6	50.639	54.266
12) tc 4,4'-DDE	5.292	6.458	3125.4E6	2344.7E6	53.298	56.066
13) tcm Dieldrin	5.670	6.711	3408.2E6	2419.9E6	52.579	55.114
14) tcm Endrin	6.012	7.189	3150.6E6	2132.3E6	52.969	55.358
15) tc beta-Endosul	6.382	7.503	2908.8E6	2005.4E6	51.706	52.677
16) tc 4,4'-DDD	6.167	7.390	2999.1E6	2117.9E6	62.417	63.903
17) tcm 4,4'-DDT	6.651	7.825	2259.7E6	1507.3E6	43.327	44.605
18) tc Endrin Aldeh	7.071	7.966	2085.1E6	1396.6E6	49.757	51.505
19) tc Endosulfan S	7.688	8.317	2547.0E6	1686.8E6	49.105	52.283
20) tc Methoxychlor	7.440	8.693	1183.6E6	716.1E6	49.127	45.336
21) tc Endrin Keton	8.041	8.938	2928.6E6	1915.4E6	48.892	50.257
22) tc Mirex	7.523	8.886	2248.5E6	1256.3E6	44.719	46.658
Sum Toxaphene			0	0	N.D.	N.D.
Average Toxaphene					0.000	0.000
Sum Chlordane			0	0	N.D.	N.D.
Average Chlordane					0.000	0.000
Sum Dechlorane			0	0	N.D.	N.D.
Average Dechlorane					0.000	0.000

(f)=RT Delta > 1/2 Window (#)=Amounts differ by > 25% (m)=manual int.

Quantitation Report (QT Reviewed)

Data Path : I:\ACQUDATA\7890m\DATA\062221\
Data File : AZ8647.D
Signal(s) : Signal #1: ECD1A.ch Signal #2: ECD2B.ch
Acq On : 22 Jun 2021 4:31 pm
Operator : AFelser
Sample : 8081 CCV MH
Misc : 8081
ALS Vial : 3 Sample Multiplier: 1

Integration File signal 1: EVENTS.E
Integration File signal 2: EVENTS2.E
Quant Time: Jun 23 08:42:38 2021
Quant Method : I:\ACQUDATA\7890m\Methods\8081-060921.M
Quant Title : 608.3/8081B PESTICIDES
QLast Update : Wed Jun 23 08:41:58 2021
Response via : Initial Calibration
Integrator: ChemStation

Volume Inj. : 1uL
Signal #1 Phase : STx-CLP Signal #2 Phase: STx-CLPII
Signal #1 Info : 0.32mm 30m Signal #2 Info : 0.32mm 30m

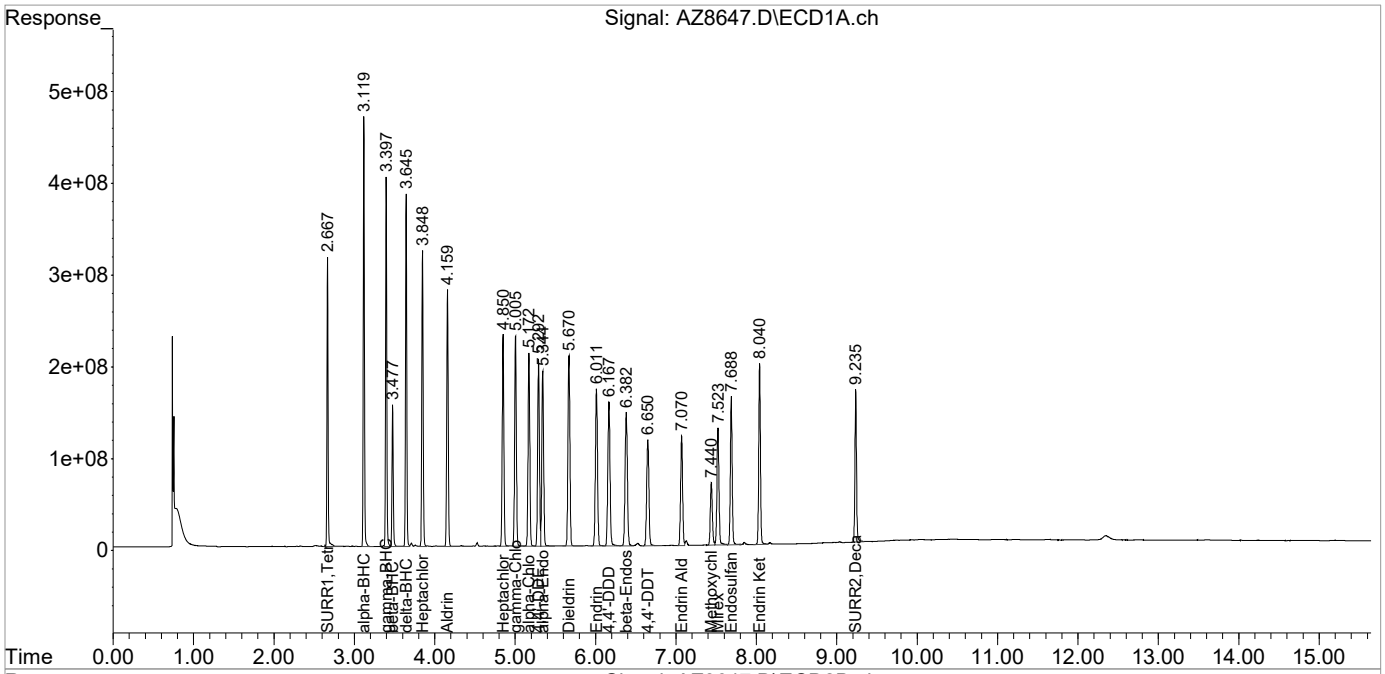

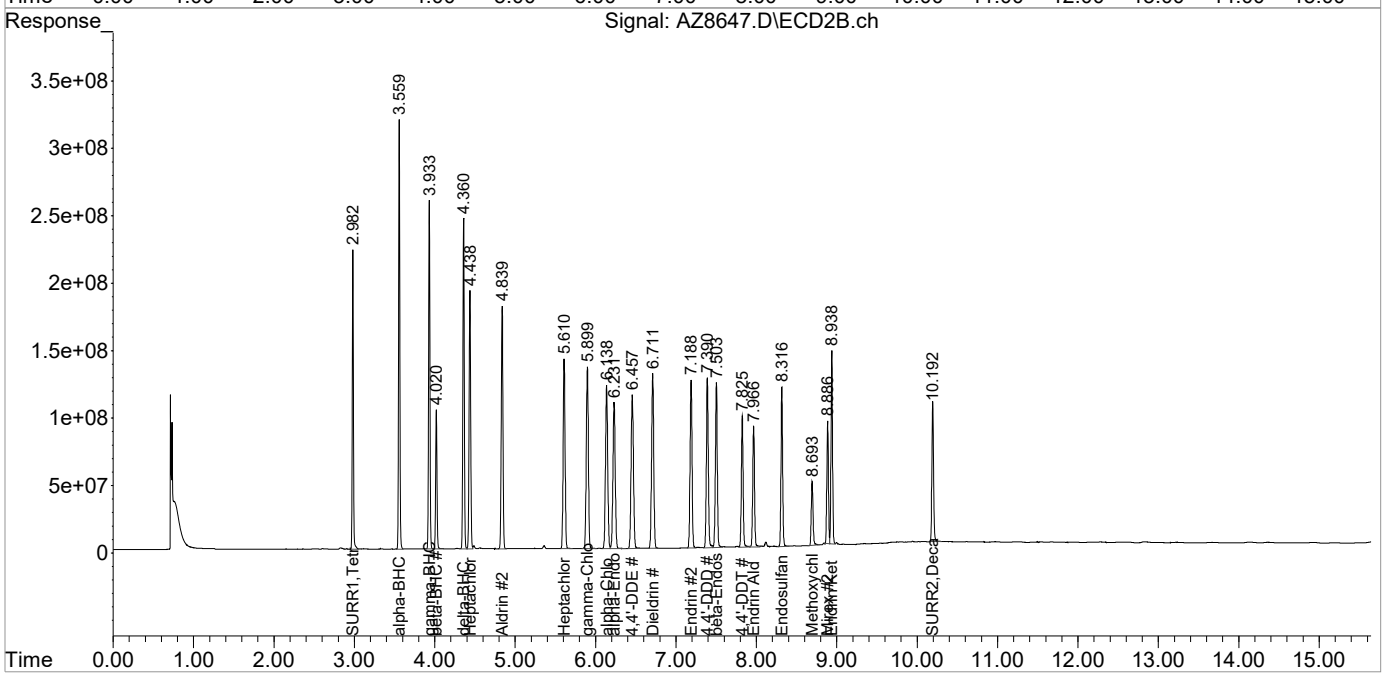

1st AF 06/22/21
2nd DM 06/23/21

7D
PESTICIDE CALIBRATION VERIFICATION SUMMARY

Lab Name:	ALS Environmental		Contract:		
Lab Code:	10145	Case No.:	SAS No.:	SDG No.:	
GC Column (1):	DB-CLP 1	ID: 0.32 (mm)		Initial Calibration Date(s):	06/9/2021
EPA Sample No. (PEM):	PEM			Date Analyzed:	06/18/2021
LAB Sample ID. (PEM):	PEM			Time Analyzed:	14:20
4,4'-DDT % Breakdown (1):	1.3%			Endrin % Breakdown (1):	1.7%
Combined % Breakdown (1):	3.0%				

QC LIMITS:

4,4'-DDT breakdown must be less than or equal to 15.0%
Endrin breakdown must be less than or equal to 15.0%
Combined breakdown must be less than or equal to 30.0%

FORM VII PEST-1

1st AF 06/22/21
2nd DM 06/23/21

7D
PESTICIDE CALIBRATION VERIFICATION SUMMARY

Lab Name:	ALS Environmental		Contract:		
Lab Code:	10145	Case No.:	SAS No.:	SDG No.:	
GC Column (2):	DB-CLP 2	ID: 0.32 (mm)		Initial Calibration Date(s):	06/9/2021
EPA Sample No. (PEM):	PEM			Date Analyzed:	06/18/2021
LAB Sample ID. (PEM):	PEM			Time Analyzed:	14:20
4,4'-DDT % Breakdown (1):	1.4%			Endrin % Breakdown (1):	1.5%
Combined % Breakdown (1):	2.9%				

QC LIMITS:

4,4'-DDT breakdown must be less than or equal to 15.0%
Endrin breakdown must be less than or equal to 15.0%
Combined breakdown must be less than or equal to 30.0%

FORM VII PEST-1

1st AF 06/22/21
2nd DM 06/23/21

Quantitation Report (Qedit)

Data Path : I:\ACQUDATA\7890m\DATA\061821\
Data File : AZ8593.D
Signal(s) : Signal #1: ECD1A.ch Signal #2: ECD2B.ch
Acq On : 18 Jun 2021 2:20 pm
Operator : AFelser
Sample : PEM
Misc : 8081
ALS Vial : 2 Sample Multiplier: 1

Integration File signal 1: EVENTS.E
Integration File signal 2: EVENTS2.E
Quant Time: Jun 21 13:00:40 2021
Quant Method : I:\ACQUDATA\7890m\Methods\8081-060921.M
Quant Title : 608.3/8081B PESTICIDES
QLast Update : Thu Jun 10 13:58:49 2021
Response via : Initial Calibration
Integrator: ChemStation

Volume Inj. : 1uL
Signal #1 Phase : STx-CLP Signal #2 Phase: STx-CLPII
Signal #1 Info : 0.32mm 30m Signal #2 Info : 0.32mm 30m

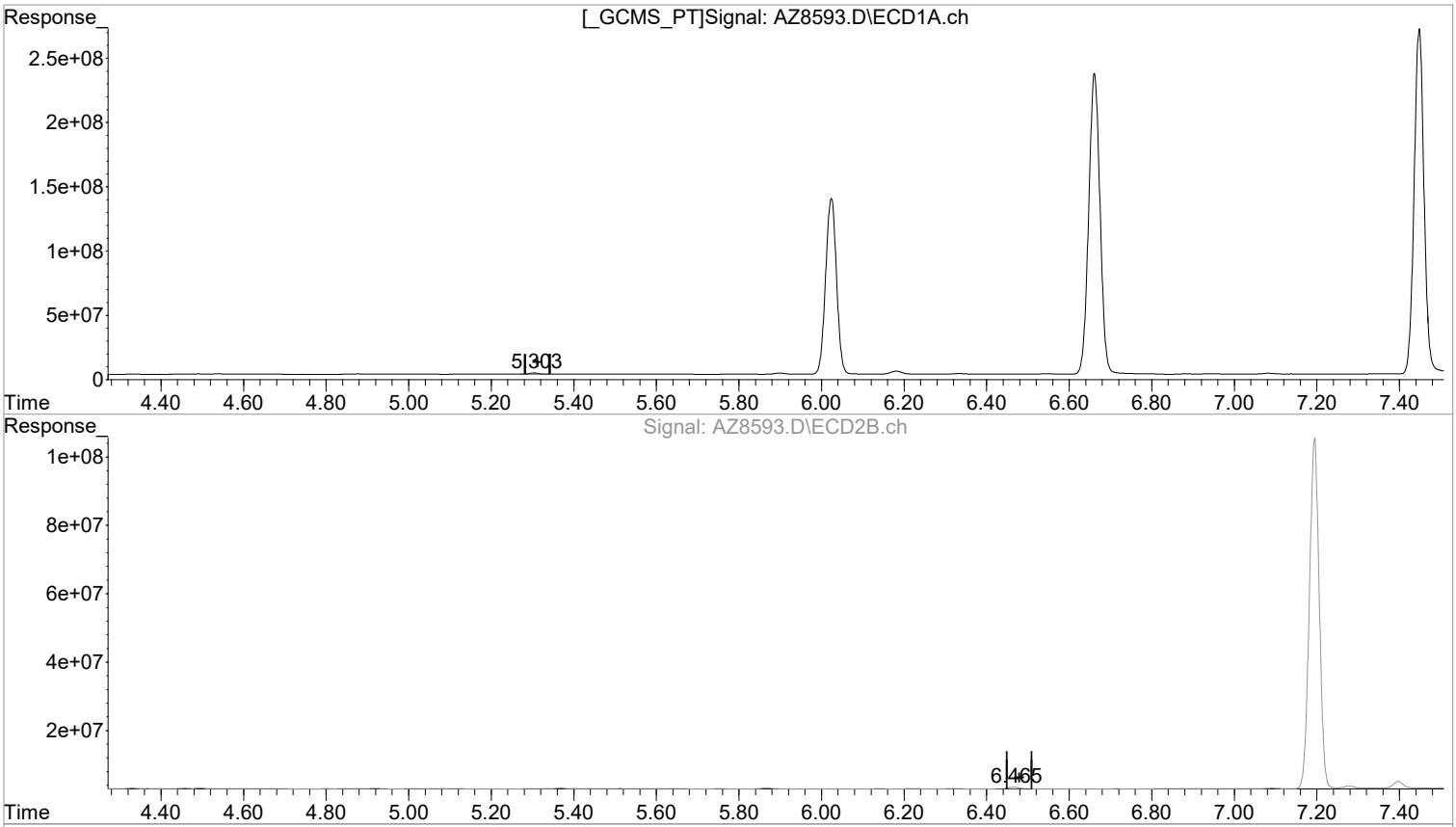

(12) 4,4'-DDE (tc)
5.303min 0.253 ug/l m
response 14839337

(12) 4,4'-DDE #2 (tc)
6.465min 0.256 ug/l
response 10702997

Manual Integration:
After
Poor integration.
06/21/21

(+) = Expected Retention Time

1st AF 06/22/21
2nd DM 06/23/21

Quantitation Report (Qedit)

Data Path : I:\ACQUDATA\7890m\DATA\061821\
Data File : AZ8593.D
Signal(s) : Signal #1: ECD1A.ch Signal #2: ECD2B.ch
Acq On : 18 Jun 2021 2:20 pm
Operator : AFelser
Sample : PEM
Misc : 8081
ALS Vial : 2 Sample Multiplier: 1

Integration File signal 1: EVENTS.E
Integration File signal 2: EVENTS2.E
Quant Time: Jun 21 13:00:40 2021
Quant Method : I:\ACQUDATA\7890m\Methods\8081-060921.M
Quant Title : 608.3/8081B PESTICIDES
QLast Update : Thu Jun 10 13:58:49 2021
Response via : Initial Calibration
Integrator: ChemStation

Volume Inj. : 1uL
Signal #1 Phase : STx-CLP Signal #2 Phase: STx-CLPII
Signal #1 Info : 0.32mm 30m Signal #2 Info : 0.32mm 30m

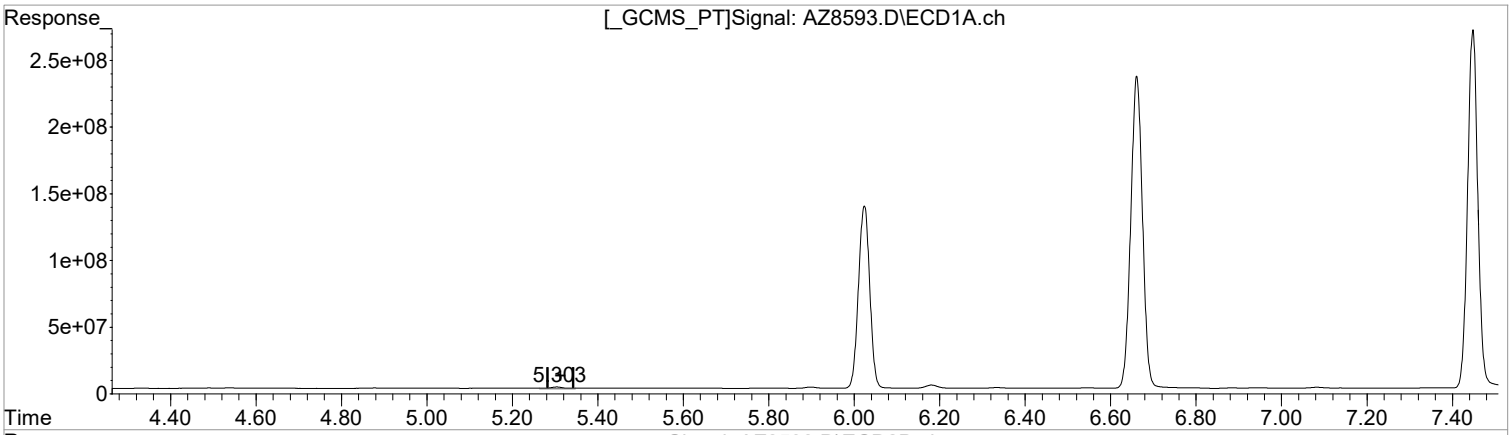

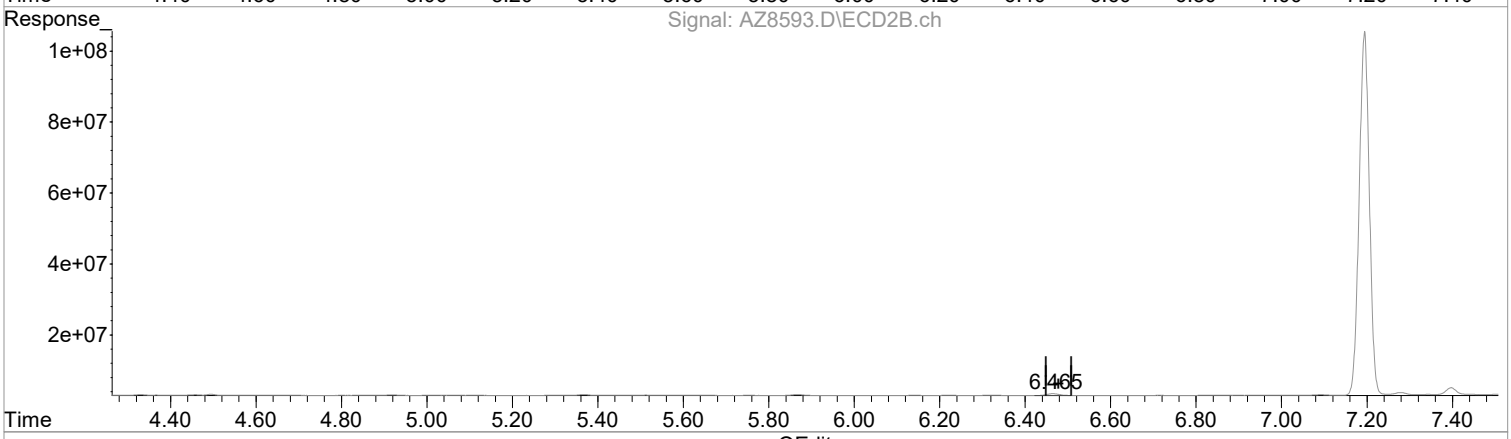

(12) 4,4'-DDE (tc)
5.304min 0.631 ug/l
response 37006455

(12) 4,4'-DDE #2 (tc)
6.465min 0.256 ug/l
response 10702997

Manual Integration:
Before

06/21/21

(+) = Expected Retention Time
8081-060921.M Mon Jun 21 13:04:17 2021

1st AF 06/22/21
2nd DM 06/23/21

Quantitation Report (Qedit)

Data Path : I:\ACQUDATA\7890m\DATA\061821\
Data File : AZ8593.D
Signal(s) : Signal #1: ECD1A.ch Signal #2: ECD2B.ch
Acq On : 18 Jun 2021 2:20 pm
Operator : AFelser
Sample : PEM
Misc : 8081
ALS Vial : 2 Sample Multiplier: 1

Integration File signal 1: EVENTS.E
Integration File signal 2: EVENTS2.E
Quant Time: Jun 21 13:00:40 2021
Quant Method : I:\ACQUDATA\7890m\Methods\8081-060921.M
Quant Title : 608.3/8081B PESTICIDES
QLast Update : Thu Jun 10 13:58:49 2021
Response via : Initial Calibration
Integrator: ChemStation

Volume Inj. : 1uL
Signal #1 Phase : STx-CLP Signal #2 Phase: STx-CLPII
Signal #1 Info : 0.32mm 30m Signal #2 Info : 0.32mm 30m

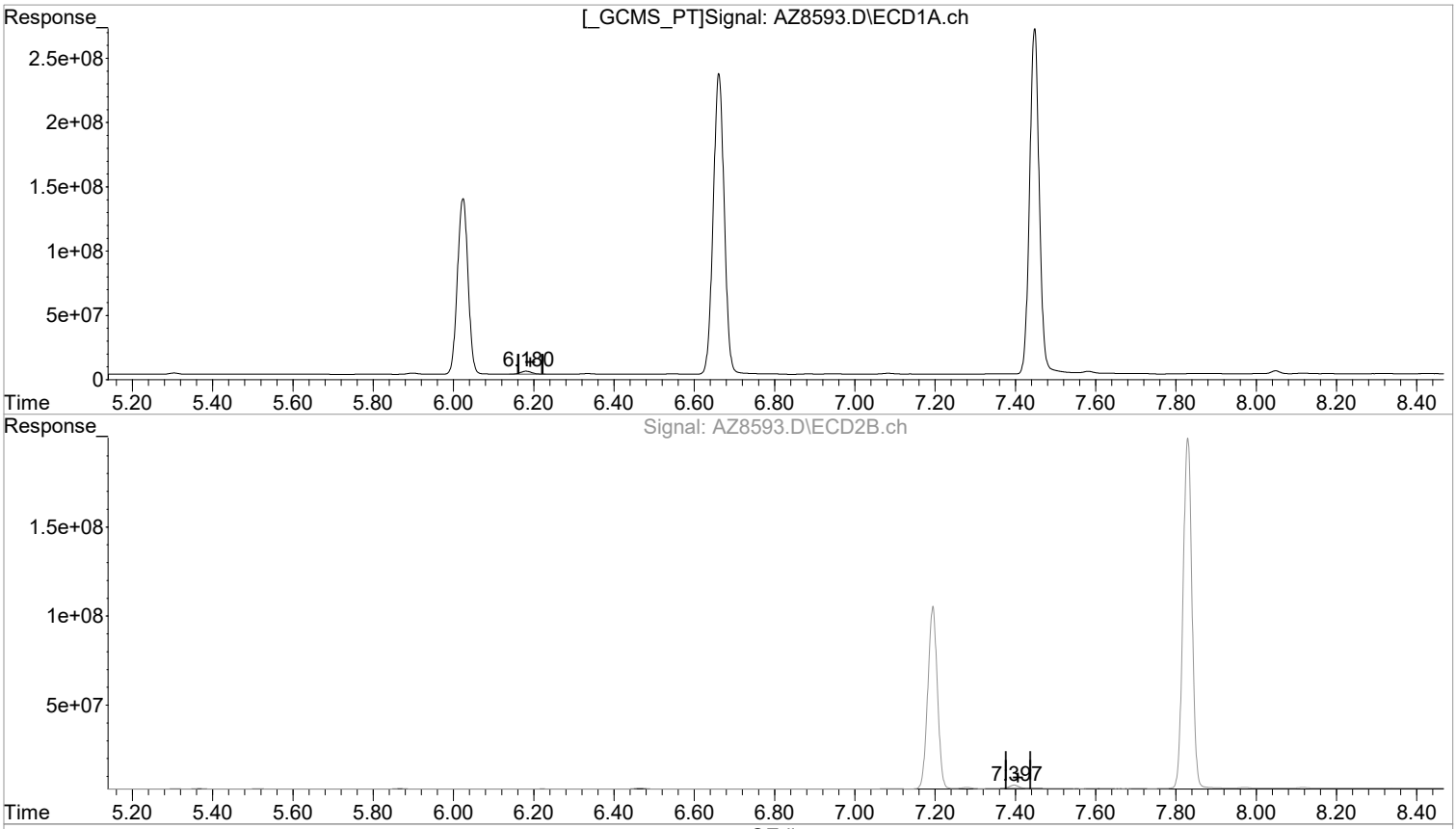

(16) 4,4'-DDD (tc)
6.180min 0.960 ug/l m
response 46138248

(16) 4,4'-DDD #2 (tc)
7.397min 0.960 ug/l m
response 31821412

Manual Integration:
After
Poor integration.
06/21/21

(+) = Expected Retention Time

1st AF 06/22/21
2nd DM 06/23/21

Quantitation Report (Qedit)

Data Path : I:\ACQUDATA\7890m\DATA\061821\
Data File : AZ8593.D
Signal(s) : Signal #1: ECD1A.ch Signal #2: ECD2B.ch
Acq On : 18 Jun 2021 2:20 pm
Operator : AFelser
Sample : PEM
Misc : 8081
ALS Vial : 2 Sample Multiplier: 1

Integration File signal 1: EVENTS.E
Integration File signal 2: EVENTS2.E
Quant Time: Jun 21 13:00:40 2021
Quant Method : I:\ACQUDATA\7890m\Methods\8081-060921.M
Quant Title : 608.3/8081B PESTICIDES
QLast Update : Thu Jun 10 13:58:49 2021
Response via : Initial Calibration
Integrator: ChemStation

Volume Inj. : 1uL
Signal #1 Phase : STx-CLP Signal #2 Phase: STx-CLPII
Signal #1 Info : 0.32mm 30m Signal #2 Info : 0.32mm 30m

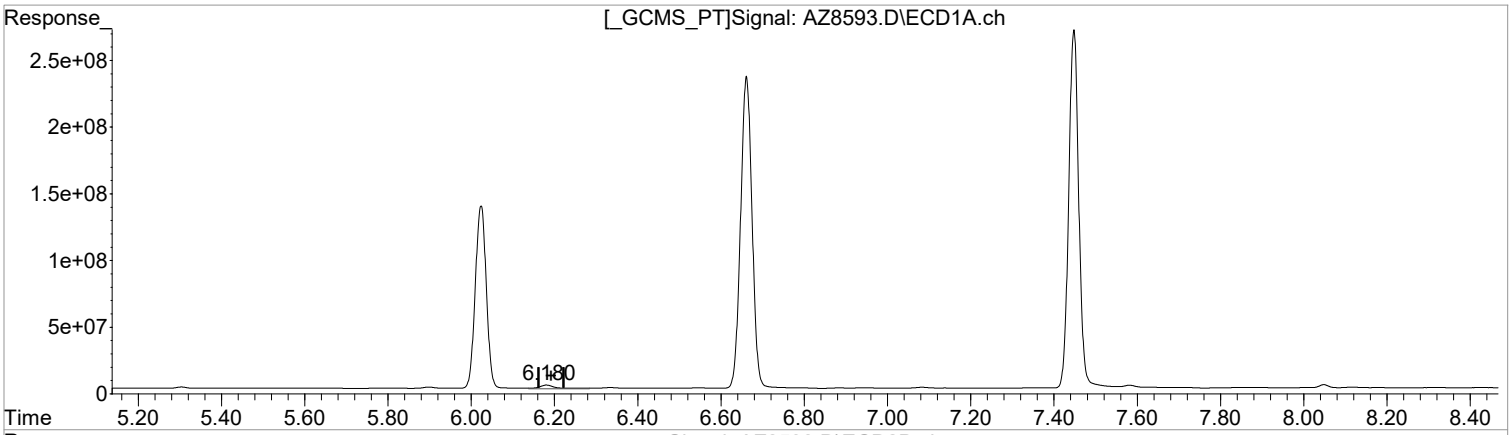

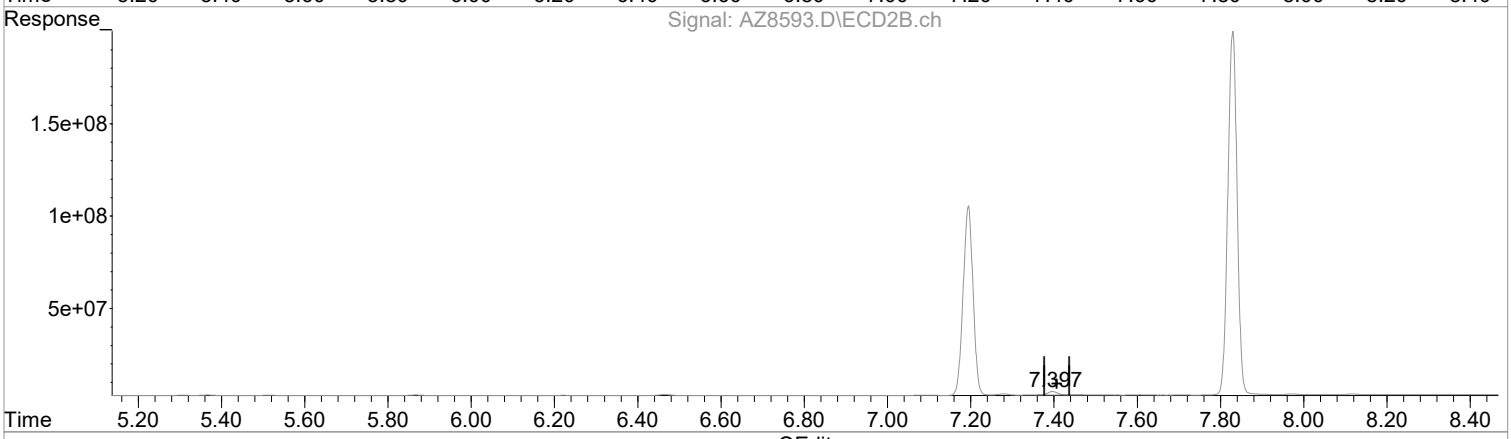

(16) 4,4'-DDD (tc)
6.181min 1.868 ug/l
response 89772764

(16) 4,4'-DDD #2 (tc)
7.397min 1.209 ug/l
response 40073024

Manual Integration:
Before

06/21/21

(+) = Expected Retention Time
8081-060921.M Mon Jun 21 13:04:41 2021

1st AF 06/22/21
2nd DM 06/23/21

Quantitation Report (Qedit)

Data Path : I:\ACQUDATA\7890m\DATA\061821\
Data File : AZ8593.D
Signal(s) : Signal #1: ECD1A.ch Signal #2: ECD2B.ch
Acq On : 18 Jun 2021 2:20 pm
Operator : AFelser
Sample : PEM
Misc : 8081
ALS Vial : 2 Sample Multiplier: 1

Integration File signal 1: EVENTS.E
Integration File signal 2: EVENTS2.E
Quant Time: Jun 21 13:00:40 2021
Quant Method : I:\ACQUDATA\7890m\Methods\8081-060921.M
Quant Title : 608.3/8081B PESTICIDES
QLast Update : Thu Jun 10 13:58:49 2021
Response via : Initial Calibration
Integrator: ChemStation

Volume Inj. : 1uL
Signal #1 Phase : STx-CLP Signal #2 Phase: STx-CLPII
Signal #1 Info : 0.32mm 30m Signal #2 Info : 0.32mm 30m

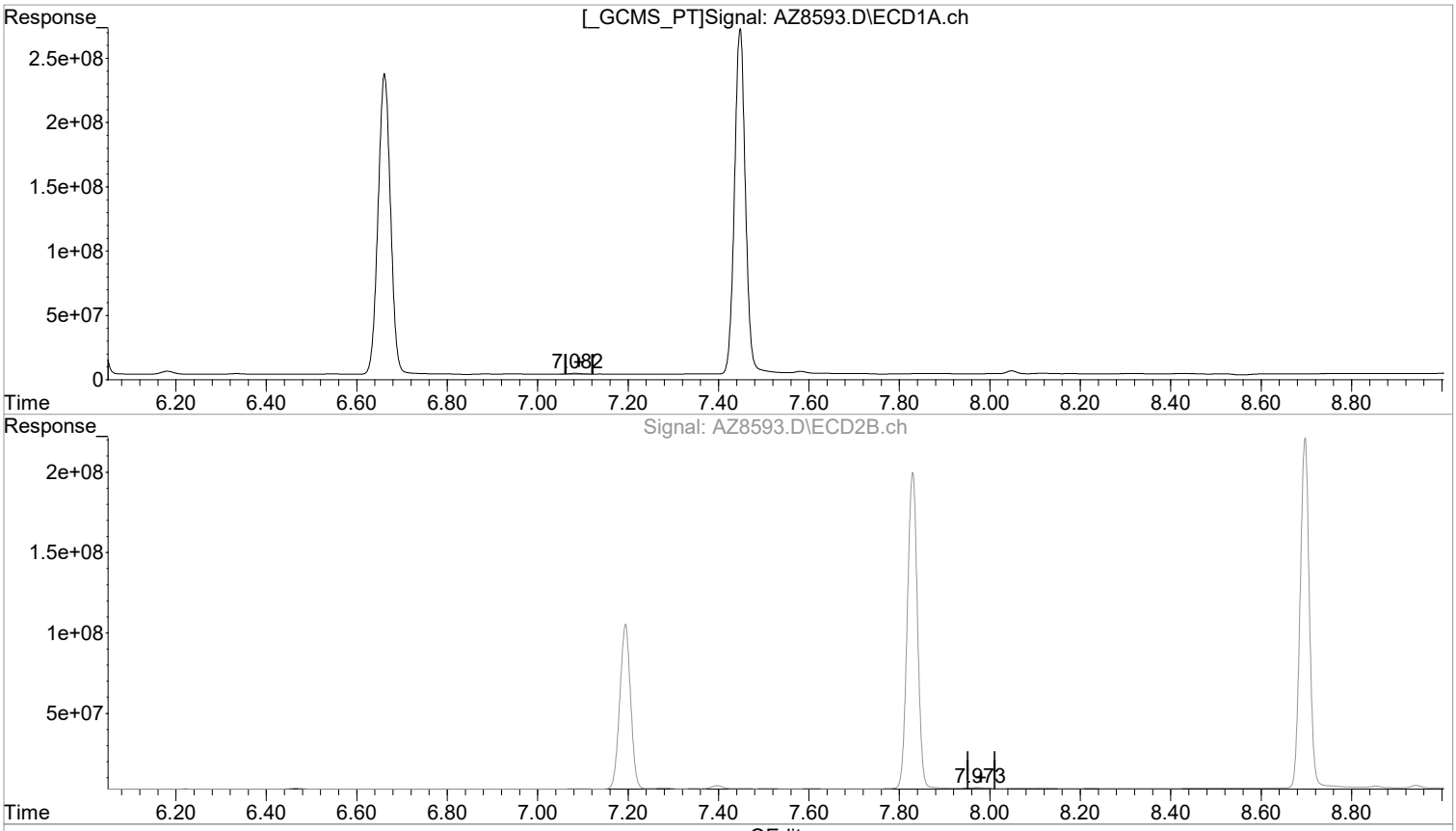

(18) Endrin Aldeh (tc)
7.082min 0.235 ug/l m
response 9864894

(18) Endrin Aldeh #2 (tc)
7.973min 0.209 ug/l m
response 5659339

Manual Integration:
After
Poor integration.
06/21/21

(+) = Expected Retention Time
8081-060921.M Mon Jun 21 13:05:57 2021

1st AF 06/22/21
2nd DM 06/23/21

Quantitation Report (Qedit)

Data Path : I:\ACQUDATA\7890m\DATA\061821\
Data File : AZ8593.D
Signal(s) : Signal #1: ECD1A.ch Signal #2: ECD2B.ch
Acq On : 18 Jun 2021 2:20 pm
Operator : AFelser
Sample : PEM
Misc : 8081
ALS Vial : 2 Sample Multiplier: 1

Integration File signal 1: EVENTS.E
Integration File signal 2: EVENTS2.E
Quant Time: Jun 21 13:00:40 2021
Quant Method : I:\ACQUDATA\7890m\Methods\8081-060921.M
Quant Title : 608.3/8081B PESTICIDES
QLast Update : Thu Jun 10 13:58:49 2021
Response via : Initial Calibration
Integrator: ChemStation

Volume Inj. : 1uL
Signal #1 Phase : STx-CLP Signal #2 Phase: STx-CLPII
Signal #1 Info : 0.32mm 30m Signal #2 Info : 0.32mm 30m

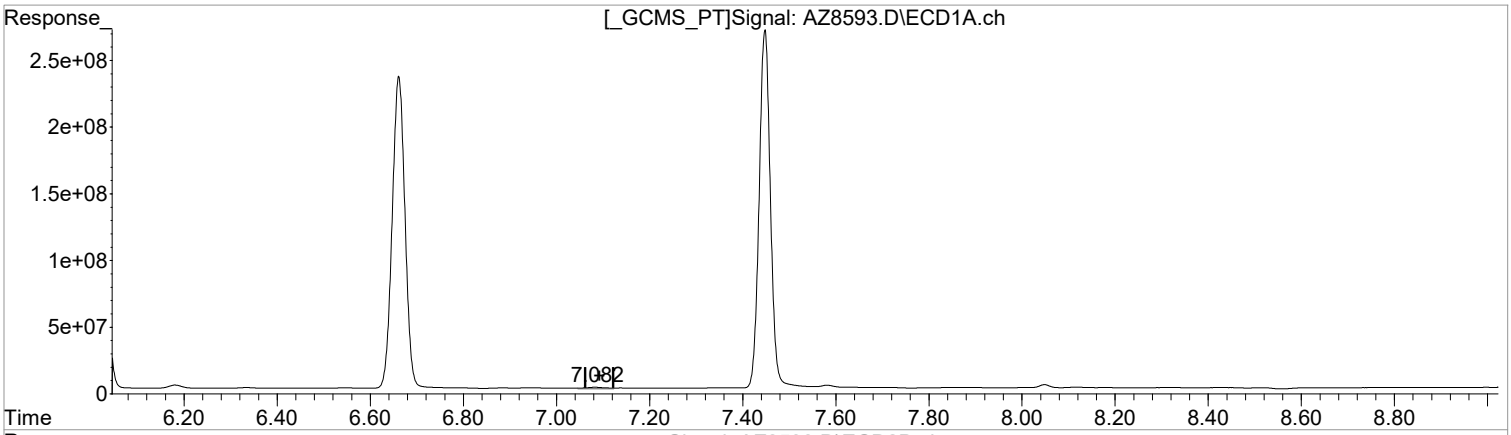

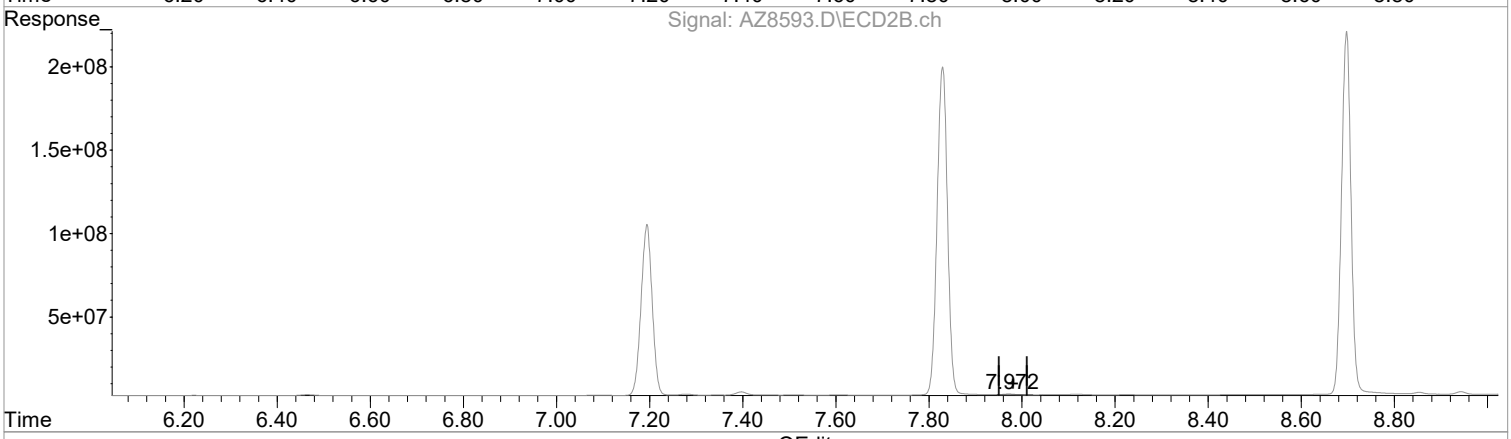

(18) Endrin Aldeh (tc)
7.083min 0.943 ug/l
response 39497616

Manual Integration:
Before

06/21/21

(18) Endrin Aldeh #2 (tc)
7.972min 0.513 ug/l
response 13903172

(+) = Expected Retention Time
8081-060921.M Mon Jun 21 13:05:33 2021

1st AF 06/22/21
2nd DM 06/23/21

Quantitation Report (Qedit)

Data Path : I:\ACQUDATA\7890m\DATA\061821\
Data File : AZ8593.D
Signal(s) : Signal #1: ECD1A.ch Signal #2: ECD2B.ch
Acq On : 18 Jun 2021 2:20 pm
Operator : AFelser
Sample : PEM
Misc : 8081
ALS Vial : 2 Sample Multiplier: 1

Integration File signal 1: EVENTS.E
Integration File signal 2: EVENTS2.E
Quant Time: Jun 21 13:00:40 2021
Quant Method : I:\ACQUDATA\7890m\Methods\8081-060921.M
Quant Title : 608.3/8081B PESTICIDES
QLast Update : Thu Jun 10 13:58:49 2021
Response via : Initial Calibration
Integrator: ChemStation

Volume Inj. : 1uL
Signal #1 Phase : STx-CLP Signal #2 Phase: STx-CLPII
Signal #1 Info : 0.32mm 30m Signal #2 Info : 0.32mm 30m

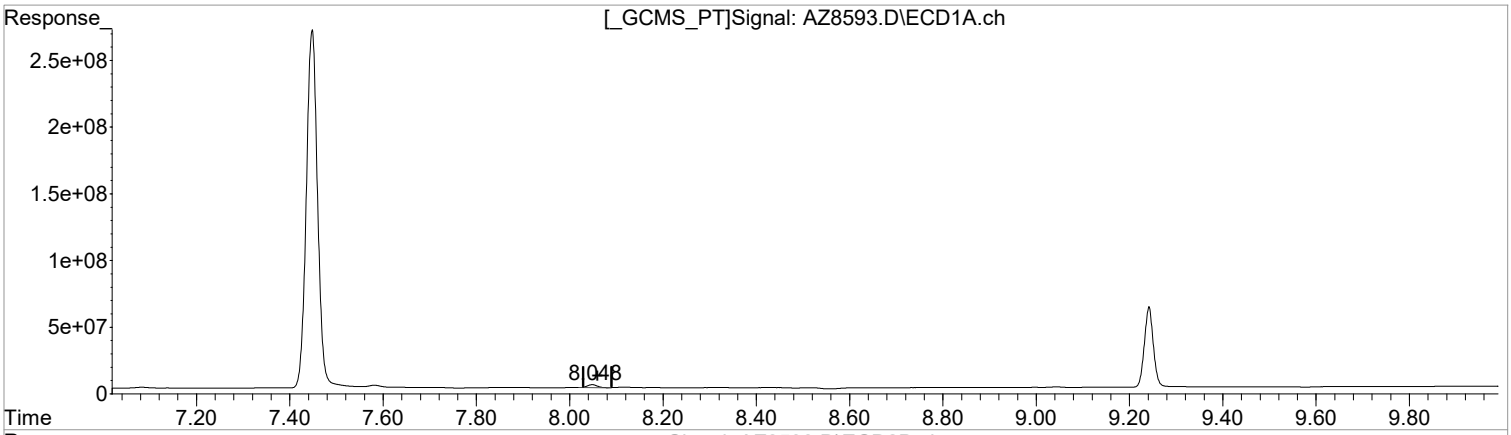

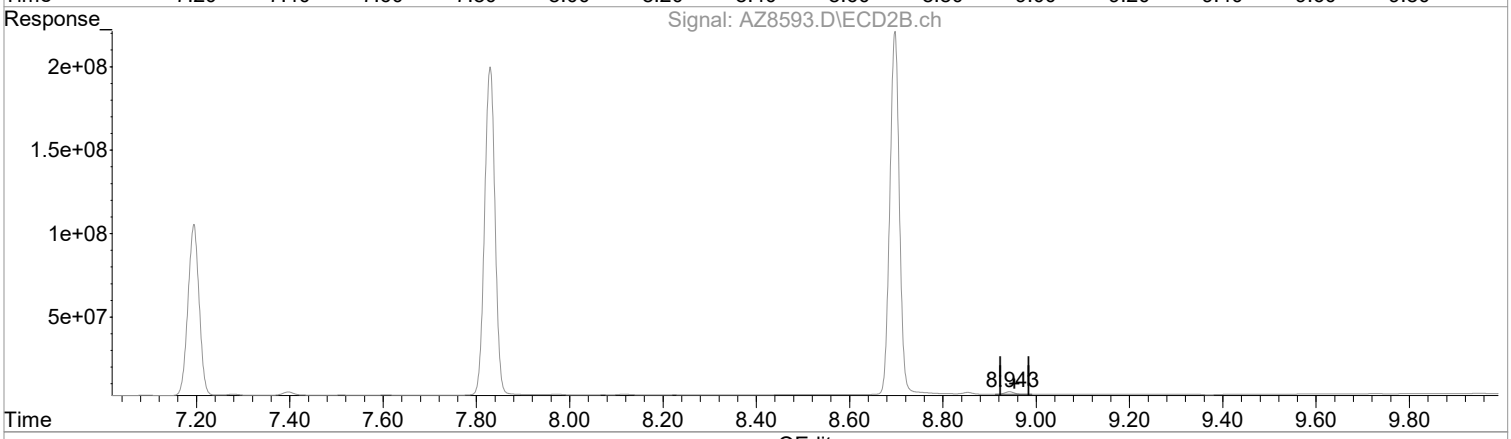

(21) Endrin Keton (tc)
8.048min 0.557 ug/l m
response 33368825

(21) Endrin Keton #2 (tc)
8.943min 0.541 ug/l
response 20632978

Manual Integration:
After
Poor integration.
06/21/21

(+) = Expected Retention Time

1st AF 06/22/21
2nd DM 06/23/21

Quantitation Report (Qedit)

Data Path : I:\ACQUDATA\7890m\DATA\061821\
Data File : AZ8593.D
Signal(s) : Signal #1: ECD1A.ch Signal #2: ECD2B.ch
Acq On : 18 Jun 2021 2:20 pm
Operator : AFelser
Sample : PEM
Misc : 8081
ALS Vial : 2 Sample Multiplier: 1

Integration File signal 1: EVENTS.E
Integration File signal 2: EVENTS2.E
Quant Time: Jun 21 13:00:40 2021
Quant Method : I:\ACQUDATA\7890m\Methods\8081-060921.M
Quant Title : 608.3/8081B PESTICIDES
QLast Update : Thu Jun 10 13:58:49 2021
Response via : Initial Calibration
Integrator: ChemStation

Volume Inj. : 1uL
Signal #1 Phase : STx-CLP Signal #2 Phase: STx-CLPII
Signal #1 Info : 0.32mm 30m Signal #2 Info : 0.32mm 30m

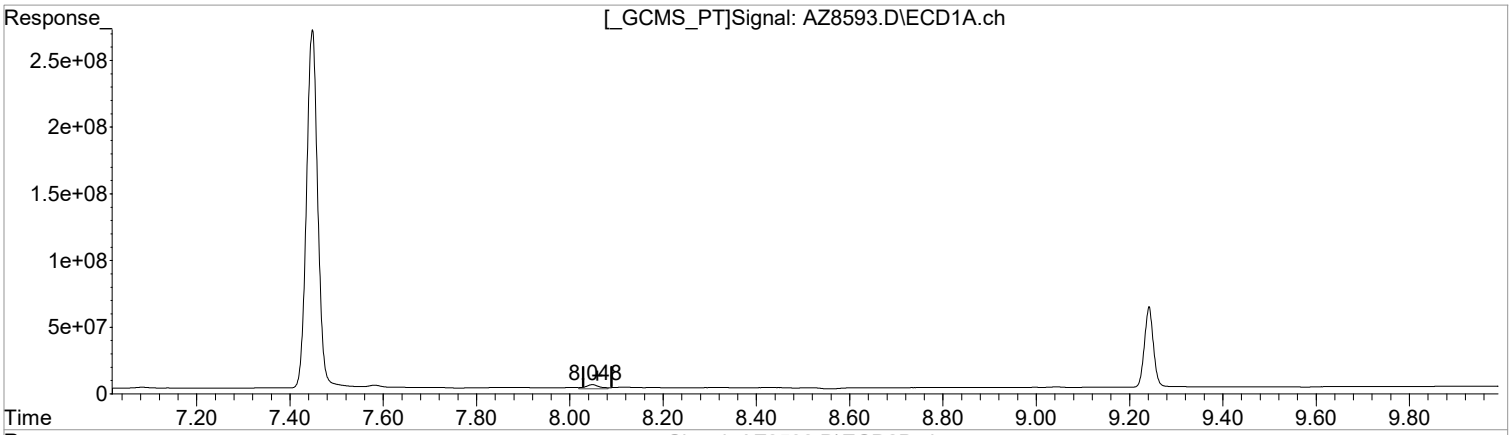

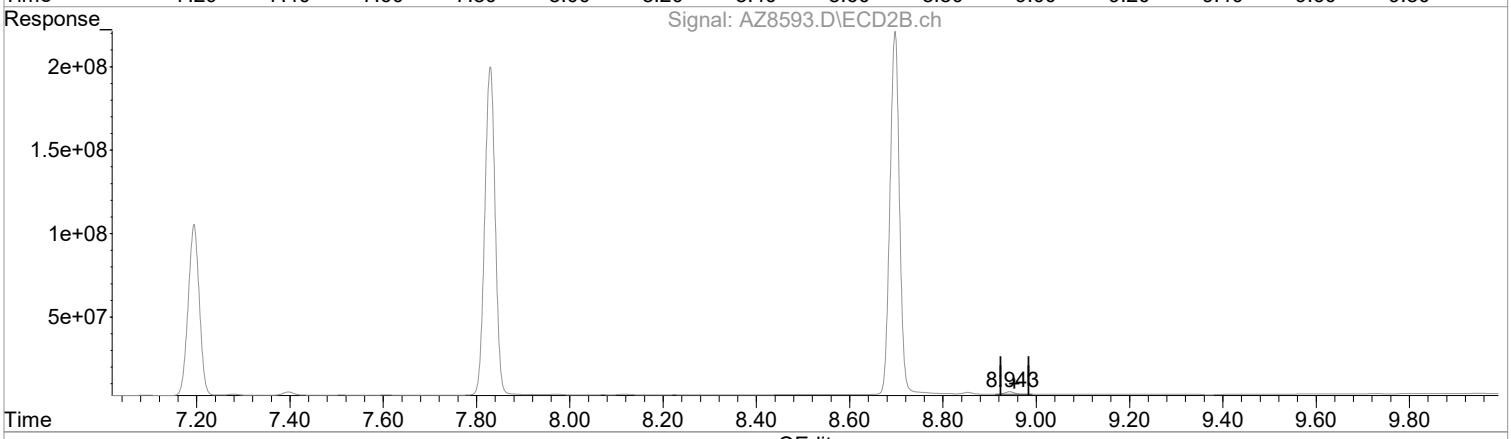

(21) Endrin Keton (tc)
8.049min 1.143 ug/l
response 68478278

Manual Integration:
Before

06/21/21

(21) Endrin Keton #2 (tc)
8.943min 0.541 ug/l
response 20632978

(+) = Expected Retention Time

1st AF 06/22/21
2nd DM 06/23/21

Quantitation Report (QT Reviewed)

Data Path : I:\ACQUDATA\7890m\DATA\061821\
Data File : AZ8593.D
Signal(s) : Signal #1: ECD1A.ch Signal #2: ECD2B.ch
Acq On : 18 Jun 2021 2:20 pm
Operator : AFelser
Sample : PEM
Misc : 8081
ALS Vial : 2 Sample Multiplier: 1

Integration File signal 1: EVENTS.E
Integration File signal 2: EVENTS2.E
Quant Time: Jun 21 13:00:40 2021
Quant Method : I:\ACQUDATA\7890m\Methods\8081-060921.M
Quant Title : 608.3/8081B PESTICIDES
QLast Update : Thu Jun 10 13:58:49 2021
Response via : Initial Calibration
Integrator: ChemStation

Volume Inj. : 1uL
Signal #1 Phase : STx-CLP Signal #2 Phase: STx-CLPII
Signal #1 Info : 0.32mm 30m Signal #2 Info : 0.32mm 30m

	Compound	RT#1	RT#2	Resp#1	Resp#2	ug/l	ug/l
	System Monitoring Compounds						
1) S	SURR1,Tet...	2.673	2.987	923.6E6	665.7E6	15.472	16.490
	Spiked Amount 100.000 Range 30 - 150 Recovery =					15.47%#	16.49%#
23) S	SURR2,Dec...	9.242	10.201f	816.8E6	498.7E6	16.735	16.531
	Spiked Amount 100.000 Range 30 - 150 Recovery =					16.73%#	16.53%#
	Target Compounds						
2) tc	alpha-BHC	3.126	3.565	687.6E6	476.7E6	7.973	8.247
3) tcm	gamma-BHC (L	3.405	3.939	622.5E6	429.6E6	7.919	8.251
6) tc	beta-BHC	3.485	4.026	283.6E6	186.8E6	8.234	8.308
12) tc	4,4'-DDE	5.303	6.465	14839337	10702997	0.253m	0.256
14) tcm	Endrin	6.024	7.195	2558.0E6	1699.0E6	43.006	44.107
16) tc	4,4'-DDD	6.180	7.397	46138248	31821412	0.960m	0.960m
17) tcm	4,4'-DDT	6.661	7.830	4547.0E6	3069.0E6	87.183	90.821
18) tc	Endrin Aldeh	7.082	7.973	9864894	5659339	0.235m	0.209m
20) tc	Methoxychlor	7.448	8.697	4608.9E6	3099.7E6	191.296	196.241
21) tc	Endrin Keton	8.048	8.943	33368825	20632978	0.557m	0.541
	Sum Toxaphene			0	0	N.D.	N.D.
	Average Toxaphene					0.000	0.000
	Sum Chlordane			0	0	N.D.	N.D.
	Average Chlordane					0.000	0.000
	Sum Dechlorane			0	0	N.D.	N.D.
	Average Dechlorane					0.000	0.000

(f)=RT Delta > 1/2 Window (#)=Amounts differ by > 25% (m)=manual int.

Quantitation Report (QT Reviewed)

Data Path : I:\ACQUDATA\7890m\DATA\061821\
Data File : AZ8593.D
Signal(s) : Signal #1: ECD1A.ch Signal #2: ECD2B.ch
Acq On : 18 Jun 2021 2:20 pm
Operator : AFelser
Sample : PEM
Misc : 8081
ALS Vial : 2 Sample Multiplier: 1

Integration File signal 1: EVENTS.E
Integration File signal 2: EVENTS2.E
Quant Time: Jun 21 13:00:40 2021
Quant Method : I:\ACQUDATA\7890m\Methods\8081-060921.M
Quant Title : 608.3/8081B PESTICIDES
QLast Update : Thu Jun 10 13:58:49 2021
Response via : Initial Calibration
Integrator: ChemStation

Volume Inj. : 1uL
Signal #1 Phase : STx-CLP Signal #2 Phase: STx-CLPII
Signal #1 Info : 0.32mm 30m Signal #2 Info : 0.32mm 30m

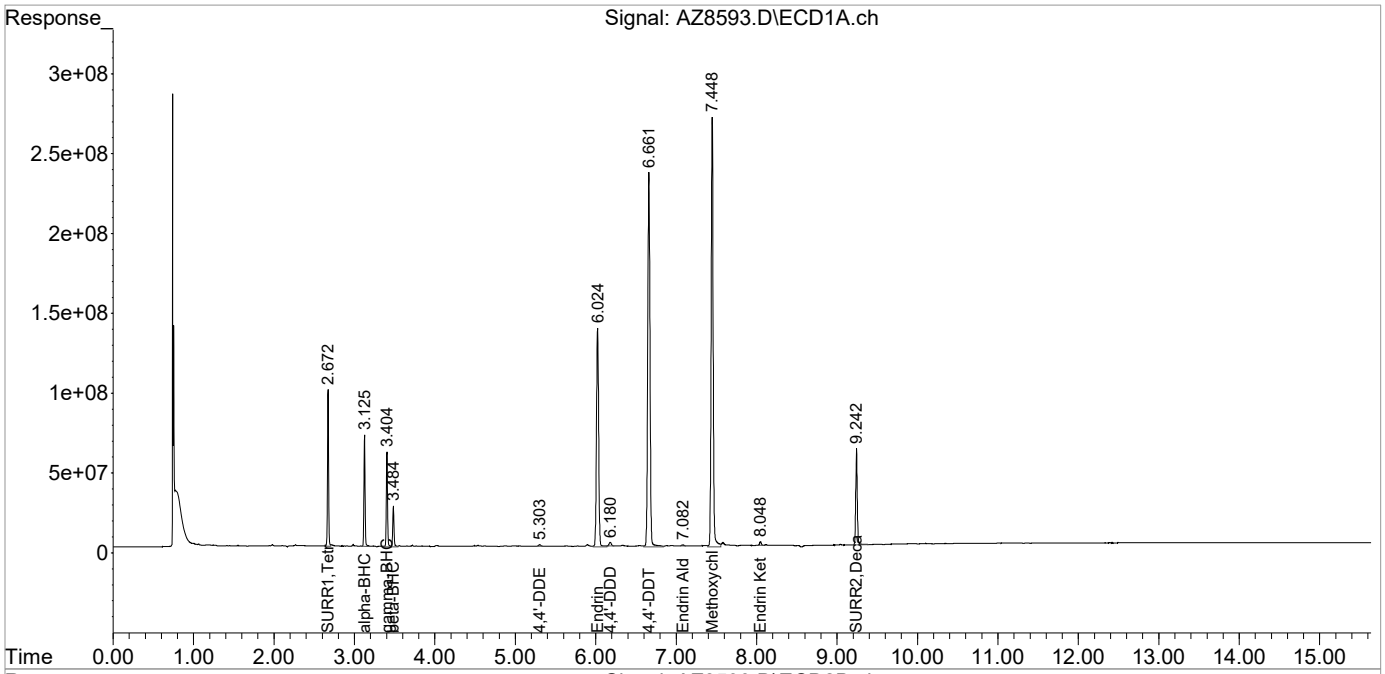

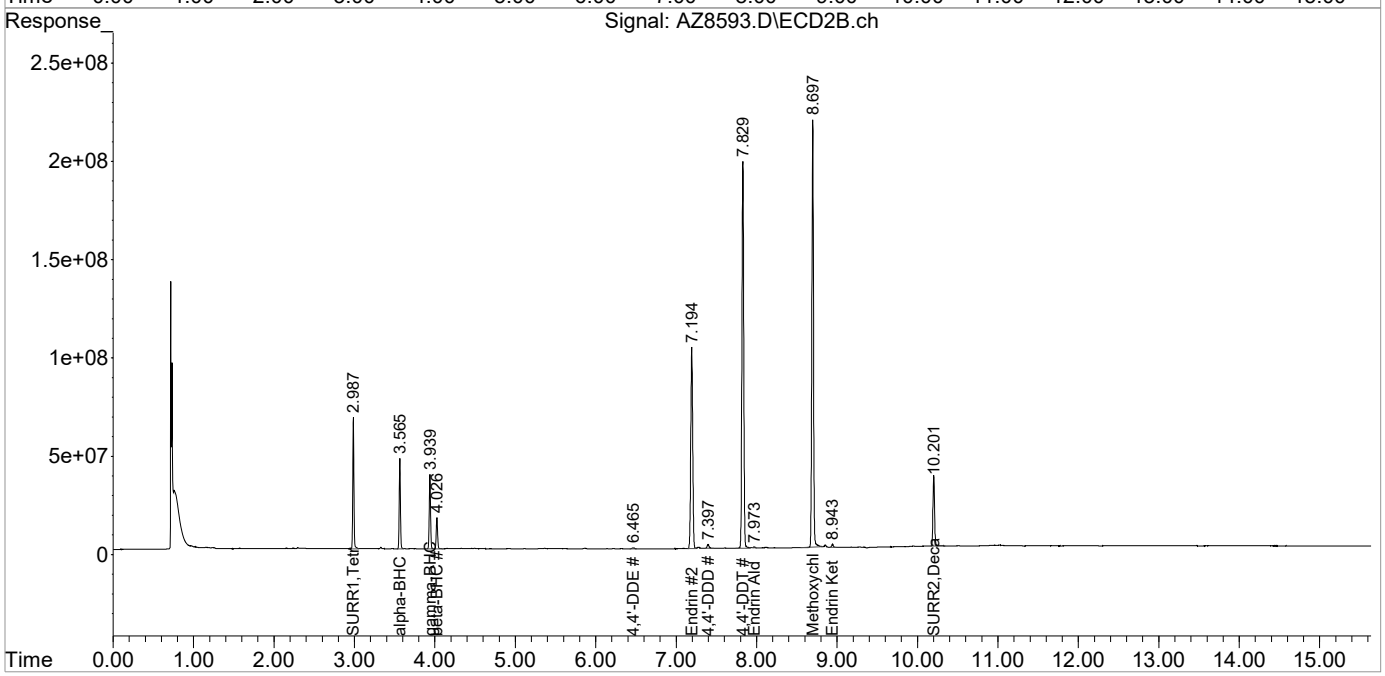

1st AF 06/23/21
2nd DM 06/23/21

7D
PESTICIDE CALIBRATION VERIFICATION SUMMARY

Lab Name:	ALS Environmental		Contract:		
Lab Code:	10145	Case No.:	SAS No.:	SDG No.:	
GC Column (1):	DB-CLP 1	ID: 0.32 (mm)		Initial Calibration Date(s):	06/9/2021
EPA Sample No. (PEM):	PEM			Date Analyzed:	06/22/2021
LAB Sample ID. (PEM):	PEM			Time Analyzed:	13:11
4,4'-DDT % Breakdown (1):	1.5%			Endrin % Breakdown (1):	2.3%
Combined % Breakdown (1):	3.8%				

QC LIMITS:

4,4'-DDT breakdown must be less than or equal to 15.0%
Endrin breakdown must be less than or equal to 15.0%
Combined breakdown must be less than or equal to 30.0%

FORM VII PEST-1

1st AF 06/23/21
2nd DM 06/23/21

7D
PESTICIDE CALIBRATION VERIFICATION SUMMARY

Lab Name:	ALS Environmental		Contract:		
Lab Code:	10145	Case No.:	SAS No.:	SDG No.:	
GC Column (2):	DB-CLP 2	ID: 0.32 (mm)		Initial Calibration Date(s):	06/9/2021
EPA Sample No. (PEM):	PEM			Date Analyzed:	06/22/2021
LAB Sample ID. (PEM):	PEM			Time Analyzed:	13:11
4,4'-DDT % Breakdown (1):	1.6%			Endrin % Breakdown (1):	1.8%
Combined % Breakdown (1):	3.4%				

QC LIMITS:

4,4'-DDT breakdown must be less than or equal to 15.0%
Endrin breakdown must be less than or equal to 15.0%
Combined breakdown must be less than or equal to 30.0%

FORM VII PEST-1

1st AF 06/23/21
2nd DM 06/23/21

Quantitation Report (Qedit)

Data Path : I:\ACQUDATA\7890m\DATA\062221\
Data File : AZ8637.D
Signal(s) : Signal #1: ECD1A.ch Signal #2: ECD2B.ch
Acq On : 22 Jun 2021 1:11 pm
Operator : AFelser
Sample : PEM
Misc : 8081
ALS Vial : 2 Sample Multiplier: 1

Integration File signal 1: EVENTS.E
Integration File signal 2: EVENTS2.E
Quant Time: Jun 23 08:42:17 2021
Quant Method : I:\ACQUDATA\7890m\Methods\8081-060921.M
Quant Title : 608.3/8081B PESTICIDES
QLast Update : Wed Jun 23 08:41:58 2021
Response via : Initial Calibration
Integrator: ChemStation

Volume Inj. : 1uL
Signal #1 Phase : STx-CLP Signal #2 Phase: STx-CLPII
Signal #1 Info : 0.32mm 30m Signal #2 Info : 0.32mm 30m

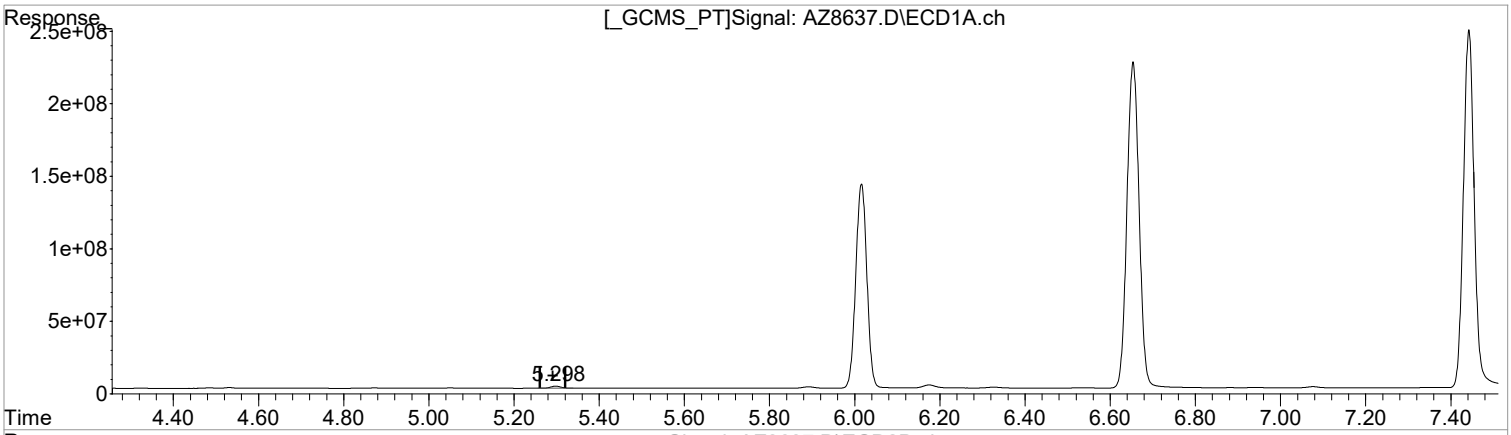

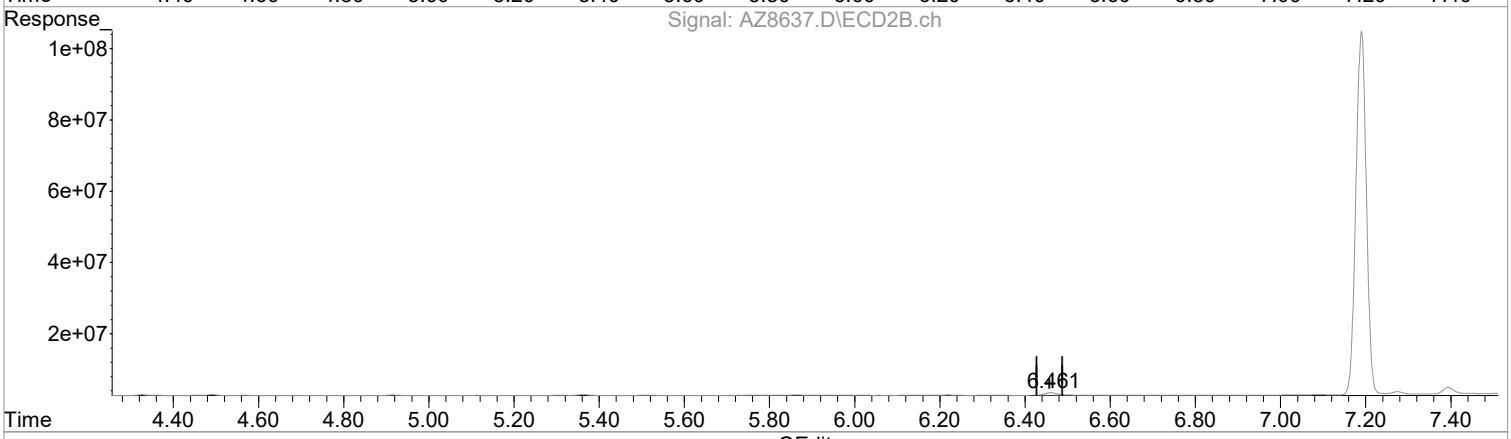

(12) 4,4'-DDE (tc)
5.298min 0.397 ug/l m
response 23271191

(12) 4,4'-DDE #2 (tc)
6.461min 0.389 ug/l
response 16249352

Manual Integration:
After
Poor integration.
06/23/21

(+) = Expected Retention Time

1st AF 06/23/21
2nd DM 06/23/21

Quantitation Report (Qedit)

Data Path : I:\ACQUDATA\7890m\DATA\062221\
Data File : AZ8637.D
Signal(s) : Signal #1: ECD1A.ch Signal #2: ECD2B.ch
Acq On : 22 Jun 2021 1:11 pm
Operator : AFelser
Sample : PEM
Misc : 8081
ALS Vial : 2 Sample Multiplier: 1

Integration File signal 1: EVENTS.E
Integration File signal 2: EVENTS2.E
Quant Time: Jun 23 08:42:17 2021
Quant Method : I:\ACQUDATA\7890m\Methods\8081-060921.M
Quant Title : 608.3/8081B PESTICIDES
QLast Update : Wed Jun 23 08:41:58 2021
Response via : Initial Calibration
Integrator: ChemStation

Volume Inj. : 1uL
Signal #1 Phase : STx-CLP Signal #2 Phase: STx-CLPII
Signal #1 Info : 0.32mm 30m Signal #2 Info : 0.32mm 30m

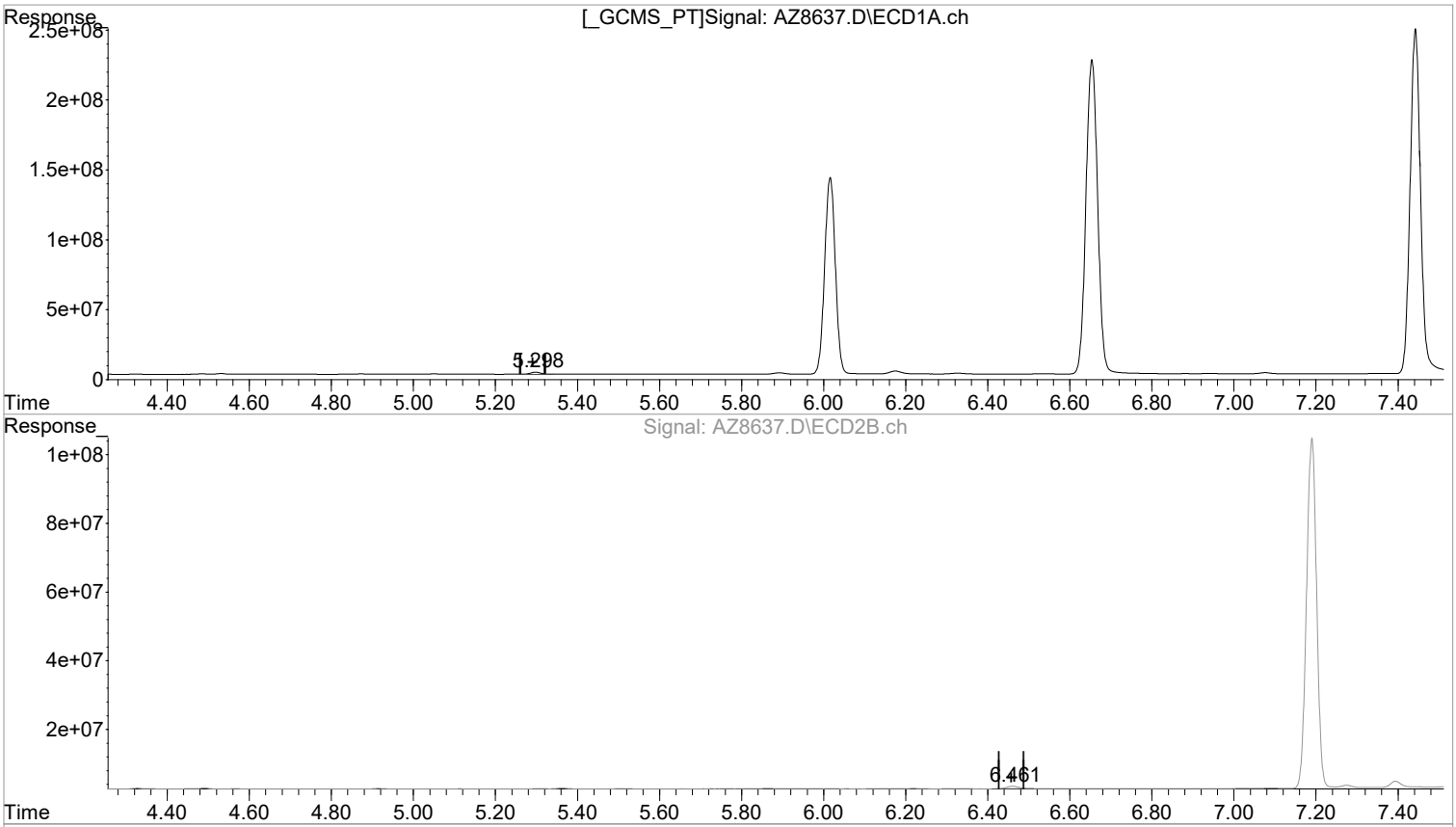

(12) 4,4'-DDE (tc)
5.298min 0.498 ug/l
response 29180290

(12) 4,4'-DDE #2 (tc)
6.461min 0.389 ug/l
response 16249352

Manual Integration:
Before

06/23/21

(+) = Expected Retention Time

1st AF 06/23/21
2nd DM 06/23/21

Quantitation Report (Qedit)

Data Path : I:\ACQUDATA\7890m\DATA\062221\
Data File : AZ8637.D
Signal(s) : Signal #1: ECD1A.ch Signal #2: ECD2B.ch
Acq On : 22 Jun 2021 1:11 pm
Operator : AFelser
Sample : PEM
Misc : 8081
ALS Vial : 2 Sample Multiplier: 1

Integration File signal 1: EVENTS.E
Integration File signal 2: EVENTS2.E
Quant Time: Jun 23 08:42:17 2021
Quant Method : I:\ACQUDATA\7890m\Methods\8081-060921.M
Quant Title : 608.3/8081B PESTICIDES
QLast Update : Wed Jun 23 08:41:58 2021
Response via : Initial Calibration
Integrator: ChemStation

Volume Inj. : 1uL
Signal #1 Phase : STx-CLP Signal #2 Phase: STx-CLPII
Signal #1 Info : 0.32mm 30m Signal #2 Info : 0.32mm 30m

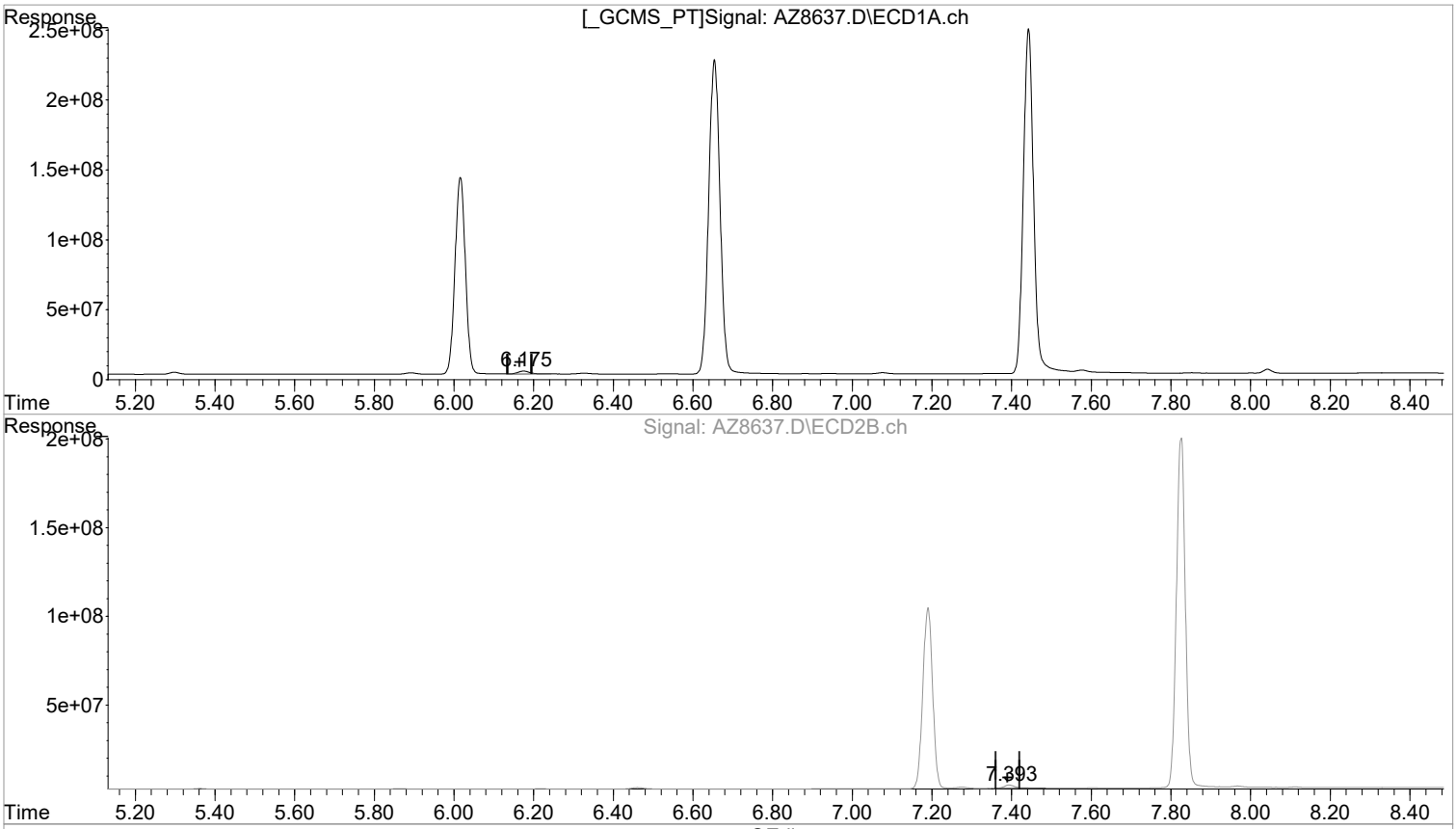

(16) 4,4'-DDD (tc)
6.175min 0.898 ug/l m
response 43125179

(16) 4,4'-DDD #2 (tc)
7.393min 1.028 ug/l m
response 34076136

Manual Integration:
After
Poor integration.
06/23/21

(+) = Expected Retention Time

1st AF 06/23/21
2nd DM 06/23/21

Quantitation Report (Qedit)

Data Path : I:\ACQUDATA\7890m\DATA\062221\
Data File : AZ8637.D
Signal(s) : Signal #1: ECD1A.ch Signal #2: ECD2B.ch
Acq On : 22 Jun 2021 1:11 pm
Operator : AFelser
Sample : PEM
Misc : 8081
ALS Vial : 2 Sample Multiplier: 1

Integration File signal 1: EVENTS.E
Integration File signal 2: EVENTS2.E
Quant Time: Jun 23 08:42:17 2021
Quant Method : I:\ACQUDATA\7890m\Methods\8081-060921.M
Quant Title : 608.3/8081B PESTICIDES
QLast Update : Wed Jun 23 08:41:58 2021
Response via : Initial Calibration
Integrator: ChemStation

Volume Inj. : 1uL
Signal #1 Phase : STx-CLP Signal #2 Phase: STx-CLPII
Signal #1 Info : 0.32mm 30m Signal #2 Info : 0.32mm 30m

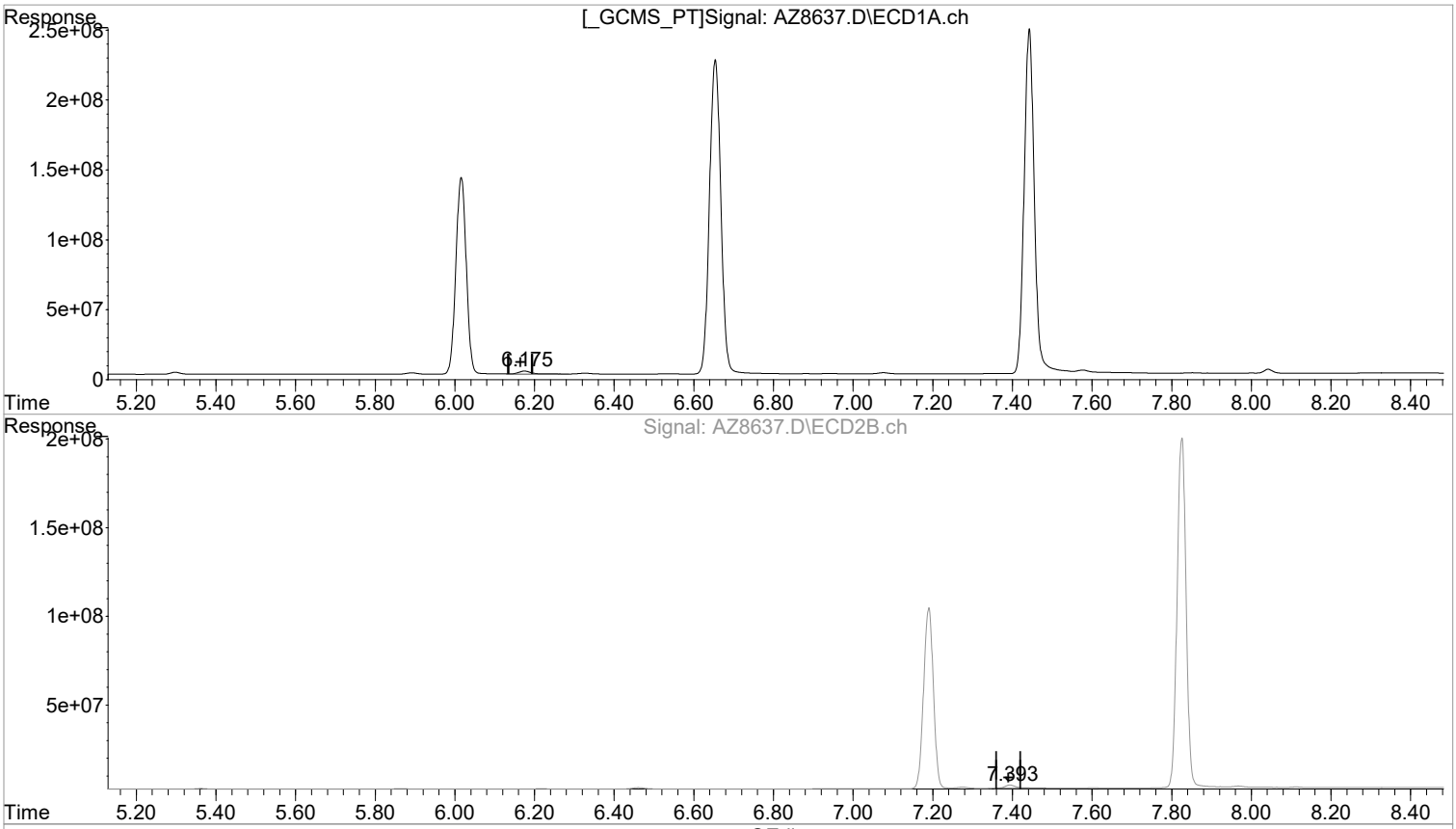

(16) 4,4'-DDD (tc)
6.175min 1.134 ug/l
response 54488875

(16) 4,4'-DDD #2 (tc)
7.394min 1.432 ug/l
response 47457963

Manual Integration:
Before

06/23/21

(+) = Expected Retention Time
8081-060921.M Wed Jun 23 09:21:05 2021

1st AF 06/23/21
2nd DM 06/23/21

Quantitation Report (Qedit)

Data Path : I:\ACQUDATA\7890m\DATA\062221\
Data File : AZ8637.D
Signal(s) : Signal #1: ECD1A.ch Signal #2: ECD2B.ch
Acq On : 22 Jun 2021 1:11 pm
Operator : AFelser
Sample : PEM
Misc : 8081
ALS Vial : 2 Sample Multiplier: 1

Integration File signal 1: EVENTS.E
Integration File signal 2: EVENTS2.E
Quant Time: Jun 23 08:42:17 2021
Quant Method : I:\ACQUDATA\7890m\Methods\8081-060921.M
Quant Title : 608.3/8081B PESTICIDES
QLast Update : Wed Jun 23 08:41:58 2021
Response via : Initial Calibration
Integrator: ChemStation

Volume Inj. : 1uL
Signal #1 Phase : STx-CLP Signal #2 Phase: STx-CLPII
Signal #1 Info : 0.32mm 30m Signal #2 Info : 0.32mm 30m

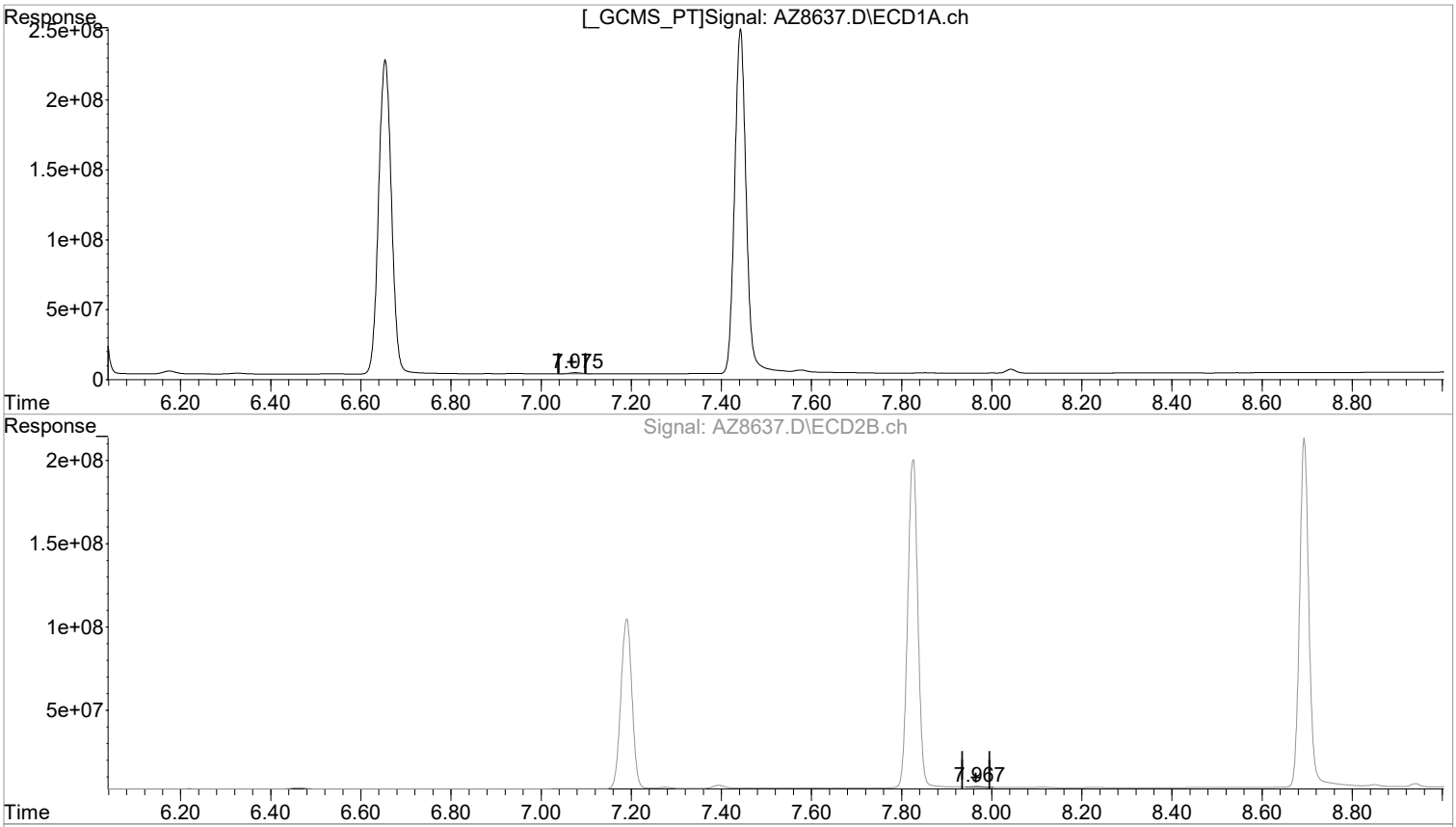

(18) Endrin Aldeh (tc)
7.075min 0.309 ug/l m
response 12933935

(18) Endrin Aldeh #2 (tc)
7.967min 0.280 ug/l m
response 7584555

Manual Integration:
After
Poor integration.
06/23/21

(+) = Expected Retention Time
8081-060921.M Wed Jun 23 09:21:56 2021 Page: 1

1st AF 06/23/21
2nd DM 06/23/21

Quantitation Report (Qedit)

Data Path : I:\ACQUDATA\7890m\DATA\062221\
Data File : AZ8637.D
Signal(s) : Signal #1: ECD1A.ch Signal #2: ECD2B.ch
Acq On : 22 Jun 2021 1:11 pm
Operator : AFelser
Sample : PEM
Misc : 8081
ALS Vial : 2 Sample Multiplier: 1

Integration File signal 1: EVENTS.E
Integration File signal 2: EVENTS2.E
Quant Time: Jun 23 08:42:17 2021
Quant Method : I:\ACQUDATA\7890m\Methods\8081-060921.M
Quant Title : 608.3/8081B PESTICIDES
QLast Update : Wed Jun 23 08:41:58 2021
Response via : Initial Calibration
Integrator: ChemStation

Volume Inj. : 1uL
Signal #1 Phase : STx-CLP Signal #2 Phase: STx-CLPII
Signal #1 Info : 0.32mm 30m Signal #2 Info : 0.32mm 30m

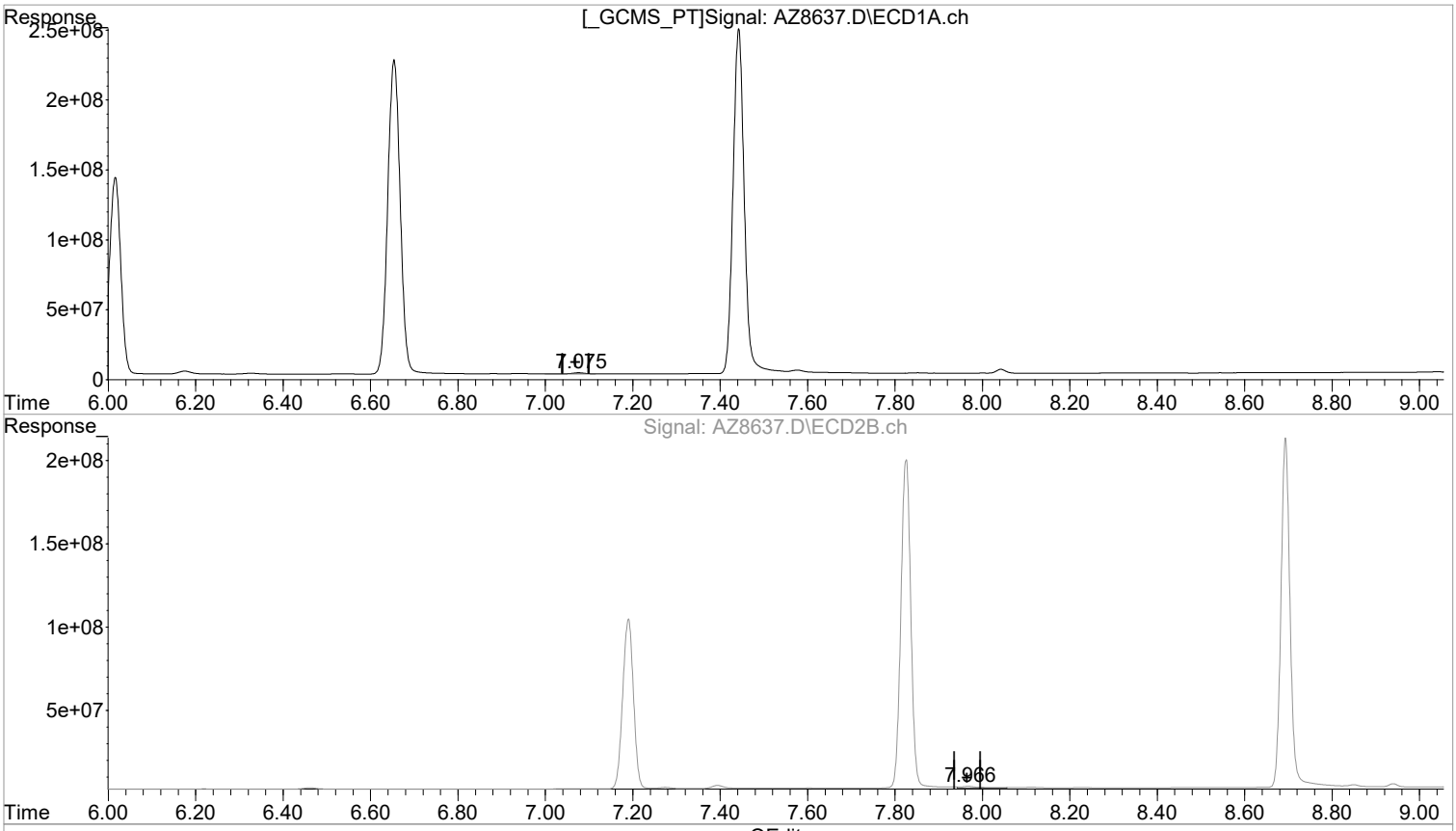

(18) Endrin Aldeh (tc)
7.076min 0.442 ug/l
response 18511874

(18) Endrin Aldeh #2 (tc)
7.967min 1.476 ug/l
response 40032398

Manual Integration:
Before

06/23/21

(+) = Expected Retention Time
8081-060921.M Wed Jun 23 09:21:36 2021

1st AF 06/23/21
2nd DM 06/23/21

Quantitation Report (QT Reviewed)

Data Path : I:\ACQUDATA\7890m\DATA\062221\
Data File : AZ8637.D
Signal(s) : Signal #1: ECD1A.ch Signal #2: ECD2B.ch
Acq On : 22 Jun 2021 1:11 pm
Operator : AFelser
Sample : PEM
Misc : 8081
ALS Vial : 2 Sample Multiplier: 1

Integration File signal 1: EVENTS.E
Integration File signal 2: EVENTS2.E
Quant Time: Jun 23 08:42:17 2021
Quant Method : I:\ACQUDATA\7890m\Methods\8081-060921.M
Quant Title : 608.3/8081B PESTICIDES
QLast Update : Wed Jun 23 08:41:58 2021
Response via : Initial Calibration
Integrator: ChemStation

Volume Inj. : 1uL
Signal #1 Phase : STx-CLP Signal #2 Phase: STx-CLPII
Signal #1 Info : 0.32mm 30m Signal #2 Info : 0.32mm 30m

	Compound	RT#1	RT#2	Resp#1	Resp#2	ug/l	ug/l
	System Monitoring Compounds						
1) S	SURR1,Tet...	2.670	2.984	981.5E6	698.0E6	16.442	17.291
	Spiked Amount 100.000 Range 30 - 150 Recovery = 16.44%# 17.29%#						
23) S	SURR2,Dec...	9.238	10.199	814.5E6	483.4E6	16.689	16.024
	Spiked Amount 100.000 Range 30 - 150 Recovery = 16.69%# 16.02%#						
	Target Compounds						
2) tc	alpha-BHC	3.122	3.562	743.2E6	514.1E6	8.618	8.894
3) tcm	gamma-BHC (L	3.400	3.936	674.6E6	461.9E6	8.581	8.871
6) tc	beta-BHC	3.480	4.023	303.2E6	204.1E6	8.802	9.079
12) tc	4,4'-DDE	5.298	6.461	23271191	16249352	0.397m	0.389
14) tcm	Endrin	6.016	7.191	2564.2E6	1743.6E6	43.110	45.267
16) tc	4,4'-DDD	6.175	7.393	43125179	34076136	0.898m	1.028m
17) tcm	4,4'-DDT	6.654	7.826	4479.0E6	3136.8E6	85.881	92.827
18) tc	Endrin Aldeh	7.075	7.967	12933935	7584555	0.309m	0.280m
20) tc	Methoxychlor	7.442	8.693	4438.1E6	3011.2E6	184.209	190.640
21) tc	Endrin Keton	8.042	8.940	48607574	24617755	0.811	0.646
	Sum Toxaphene			0	0	N.D.	N.D.
	Average Toxaphene					0.000	0.000
	Sum Chlordane			0	0	N.D.	N.D.
	Average Chlordane					0.000	0.000
	Sum Dechlorane			0	0	N.D.	N.D.
	Average Dechlorane					0.000	0.000

(f)=RT Delta > 1/2 Window (#)=Amounts differ by > 25% (m)=manual int.

Quantitation Report (QT Reviewed)

Data Path : I:\ACQUDATA\7890m\DATA\062221\
Data File : AZ8637.D
Signal(s) : Signal #1: ECD1A.ch Signal #2: ECD2B.ch
Acq On : 22 Jun 2021 1:11 pm
Operator : AFelser
Sample : PEM
Misc : 8081
ALS Vial : 2 Sample Multiplier: 1

Integration File signal 1: EVENTS.E
Integration File signal 2: EVENTS2.E
Quant Time: Jun 23 08:42:17 2021
Quant Method : I:\ACQUDATA\7890m\Methods\8081-060921.M
Quant Title : 608.3/8081B PESTICIDES
QLast Update : Wed Jun 23 08:41:58 2021
Response via : Initial Calibration
Integrator: ChemStation

Volume Inj. : 1uL
Signal #1 Phase : STx-CLP Signal #2 Phase: STx-CLPII
Signal #1 Info : 0.32mm 30m Signal #2 Info : 0.32mm 30m

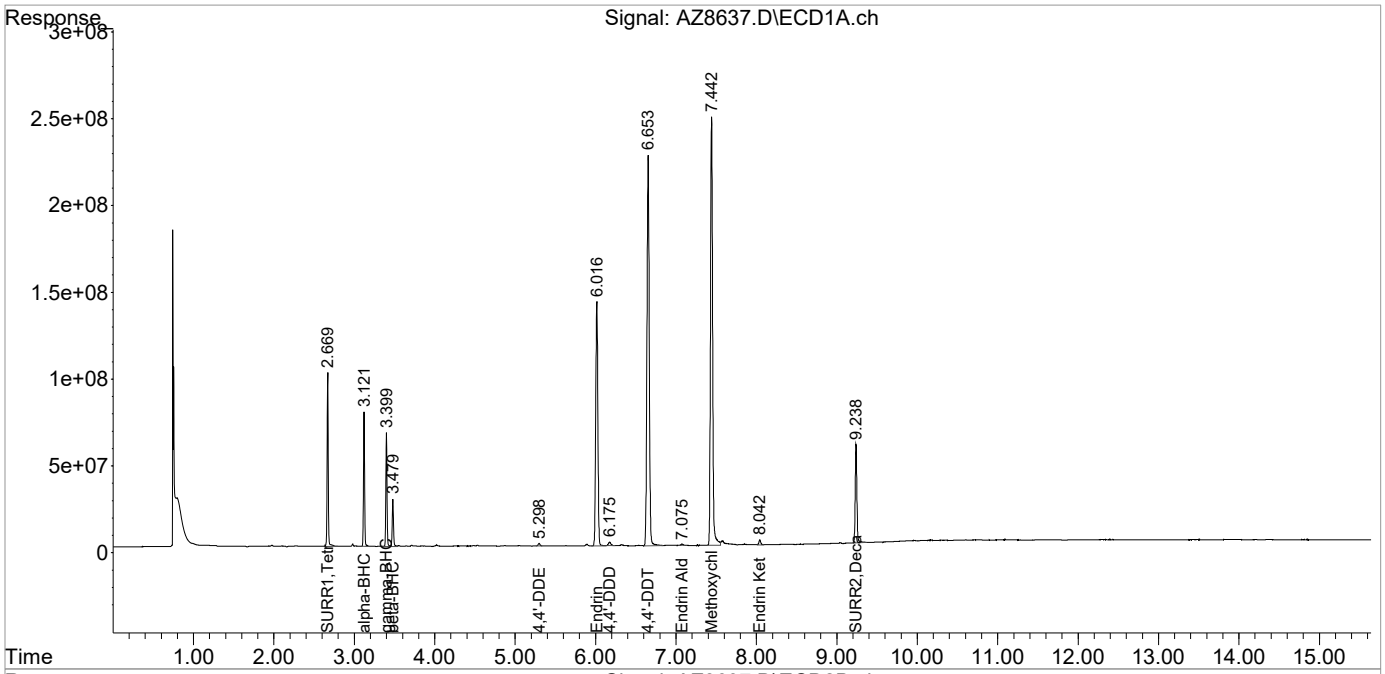

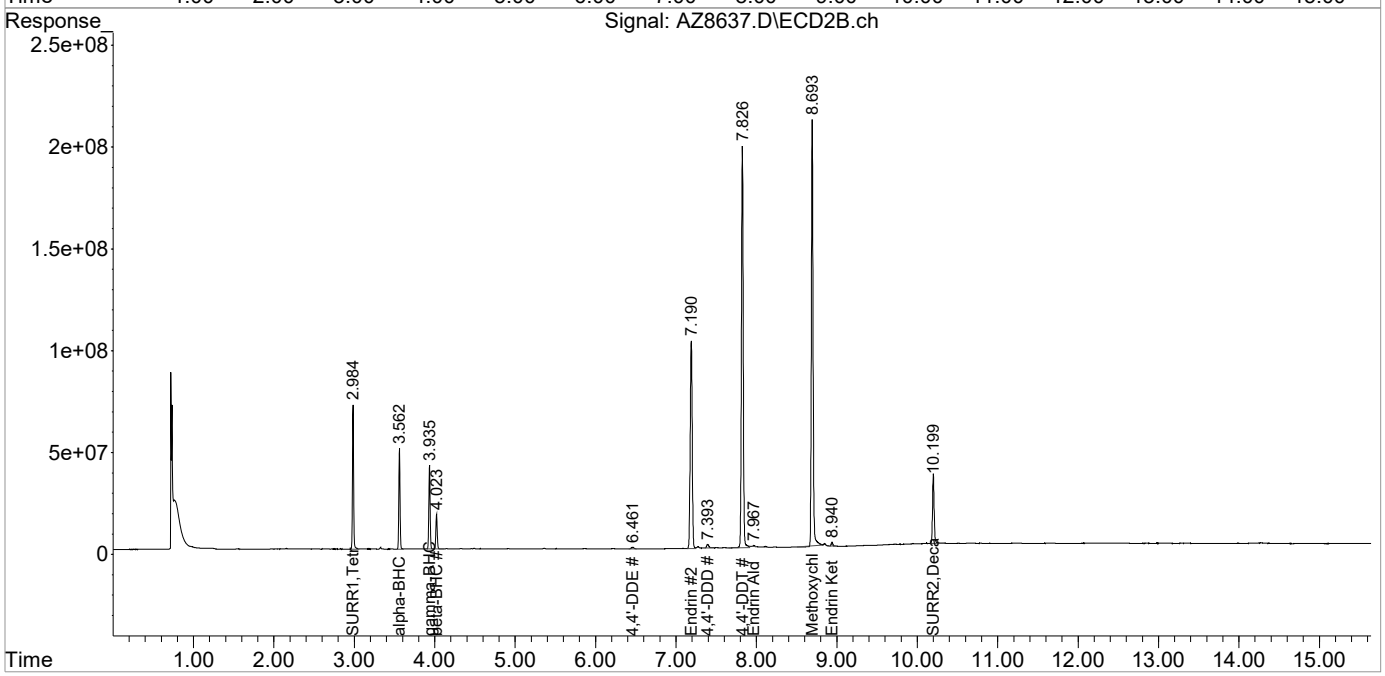

Analysis: 8081 16C8 | Analyst: [illegible] | Run Method: 8081D
Date: 6/9/21 | Instr. 7890M R-GC-62 | Quant Method: 8081-060921
Syringes: | LIMS Run#:

Pos.	Sample	Diln.	Stds. ID	File#	OK?	Comments
1	BLK			AZ8468		
1	BLK			69		
2	Inst BLK			70	Y	
3	PEM		216865	71	Y	
4	8081 LL		216576	72	Y	
5	L		75	73	Y	
6	ML		74	74	Y	
7	M		73	75	Y	
8	MH		72	76	Y	
9	H		71	77	Y	
10	ICV		216676	78	Y	Missing @ 5 µg/L
11	TOX LL		216469	79	Y	
12	L		68	80	Y	
13	ML		67	81	Y	
14	M		66	82	Y	
15	MH		65	83	Y	
16	H		64	84	Y	
17	ICV		216678	85	Y	
18	CHLOR LL		216266	86	Y	
19	L		65	87	Y	
20	ML		64	88	Y	
21	M		63	89	Y	
22	MH		61	90	Y	
23	H		60	91	Y	
24	ICV		216267	92	Y	

[illegible] 6/11/21

All samples = _____mL + _____uL Combined IS/Surr.;

Primary :_____ exp: Secondary :_____ exp:
Primary:_____ exp: Secondary :_____ exp:
Reagents:

Runlog GCEXT r2 4/27/17
O-1022 Page 128

Quantitation Report (QT Reviewed)

Data Path : I:\ACQUDATA\7890m\DATA\060921\
Data File : AZ8492.D
Signal(s) : Signal #1: ECD1A.ch Signal #2: ECD2B.ch
Acq On : 9 Jun 2021 9:58 pm
Operator : AFelser
Sample : CHLOR ICV
Misc : 8081/608 ICAL
ALS Vial : 24 Sample Multiplier: 1

Integration File signal 1: EVENTS.E
Integration File signal 2: EVENTS2.E
Quant Time: Jun 10 13:59:37 2021
Quant Method : I:\ACQUDATA\7890m\Methods\8081-060921.M
Quant Title : 608.3/8081B PESTICIDES
QLast Update : Thu Jun 10 13:58:49 2021
Response via : Initial Calibration
Integrator: ChemStation

Volume Inj. : 1uL
Signal #1 Phase : STx-CLP Signal #2 Phase: STx-CLPII
Signal #1 Info : 0.32mm 30m Signal #2 Info : 0.32mm 30m

Compound	RT#1	RT#2	Resp#1	Resp#2	ug/l	ug/l
System Monitoring Compounds						
Target Compounds						
Sum Toxaphene			0	0	N.D.	N.D.
Average Toxaphene					0.000	0.000
29) L9C Chlordane	3.781	4.278	215.0E6	137.3E6	104.832	109.609
30) L9C Chlordane{2}	4.325	5.045	226.9E6	139.3E6	90.759	94.168
31) L9C Chlordane{3}	4.791	5.914	124.2E6	439.0E6	87.833	92.075
32) L9C Chlordane{4}	5.181	6.067	1106.9E6	369.3E6	92.361	90.022
33) L9C Chlordane{5}	6.288	6.156	177.5E6	367.5E6	92.308	96.586
Sum Chlordane			1850.5E6	1452.5E6	468.094	482.460
Average Chlordane					93.619	96.492
34) L10C Dechloran...	12.155	13.976	460.2E6	262.3E6	47.701	49.100
35) L10C Dechloran...	12.591	14.610	1671.2E6	957.9E6	48.074	49.020
Sum Dechlorane			2131.3E6	1220.1E6	95.775	98.120
Average Dechlorane					47.887	49.060

(f)=RT Delta > 1/2 Window (#)=Amounts differ by > 25% (m)=manual int.

Quantitation Report (QT Reviewed)

Data Path : I:\ACQUDATA\7890m\DATA\060921\
Data File : AZ8492.D
Signal(s) : Signal #1: ECD1A.ch Signal #2: ECD2B.ch
Acq On : 9 Jun 2021 9:58 pm
Operator : AFelser
Sample : CHLOR ICV
Misc : 8081/608 ICAL
ALS Vial : 24 Sample Multiplier: 1

Integration File signal 1: EVENTS.E
Integration File signal 2: EVENTS2.E
Quant Time: Jun 10 13:59:37 2021
Quant Method : I:\ACQUDATA\7890m\Methods\8081-060921.M
Quant Title : 608.3/8081B PESTICIDES
QLast Update : Thu Jun 10 13:58:49 2021
Response via : Initial Calibration
Integrator: ChemStation

Volume Inj. : 1uL
Signal #1 Phase : STx-CLP Signal #2 Phase: STx-CLPII
Signal #1 Info : 0.32mm 30m Signal #2 Info : 0.32mm 30m

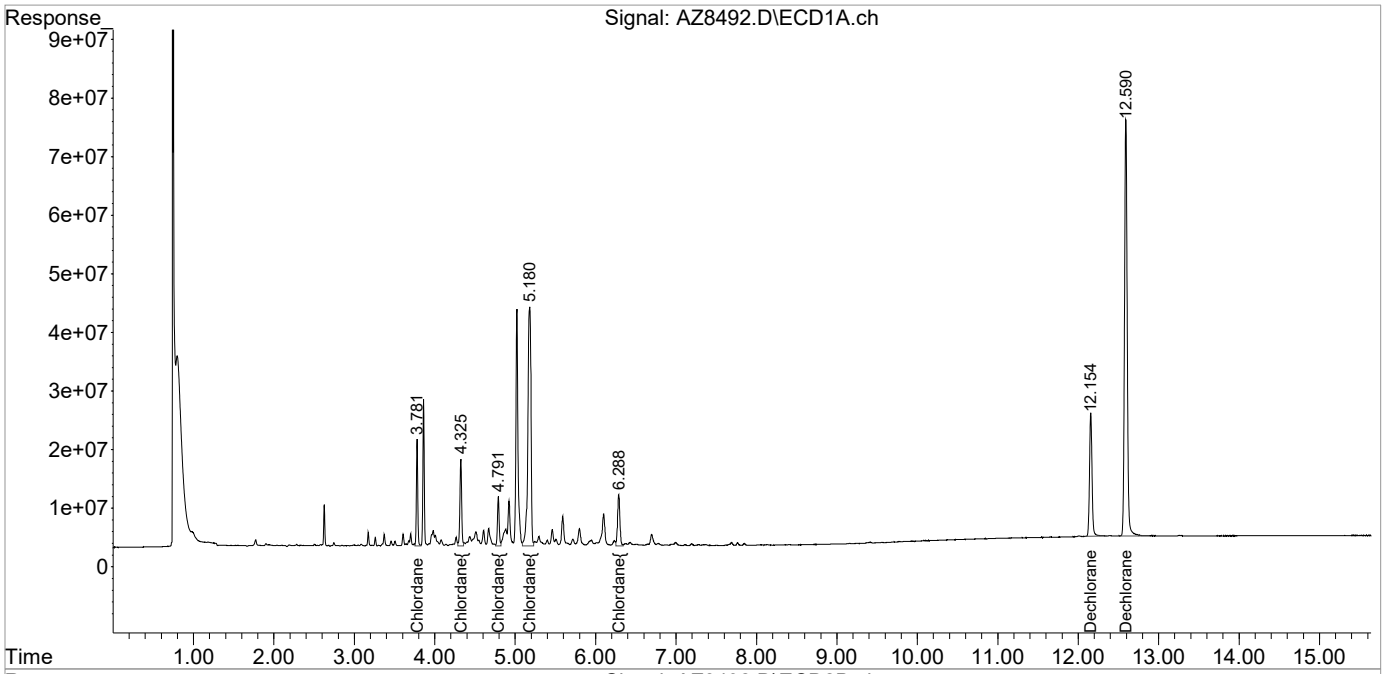

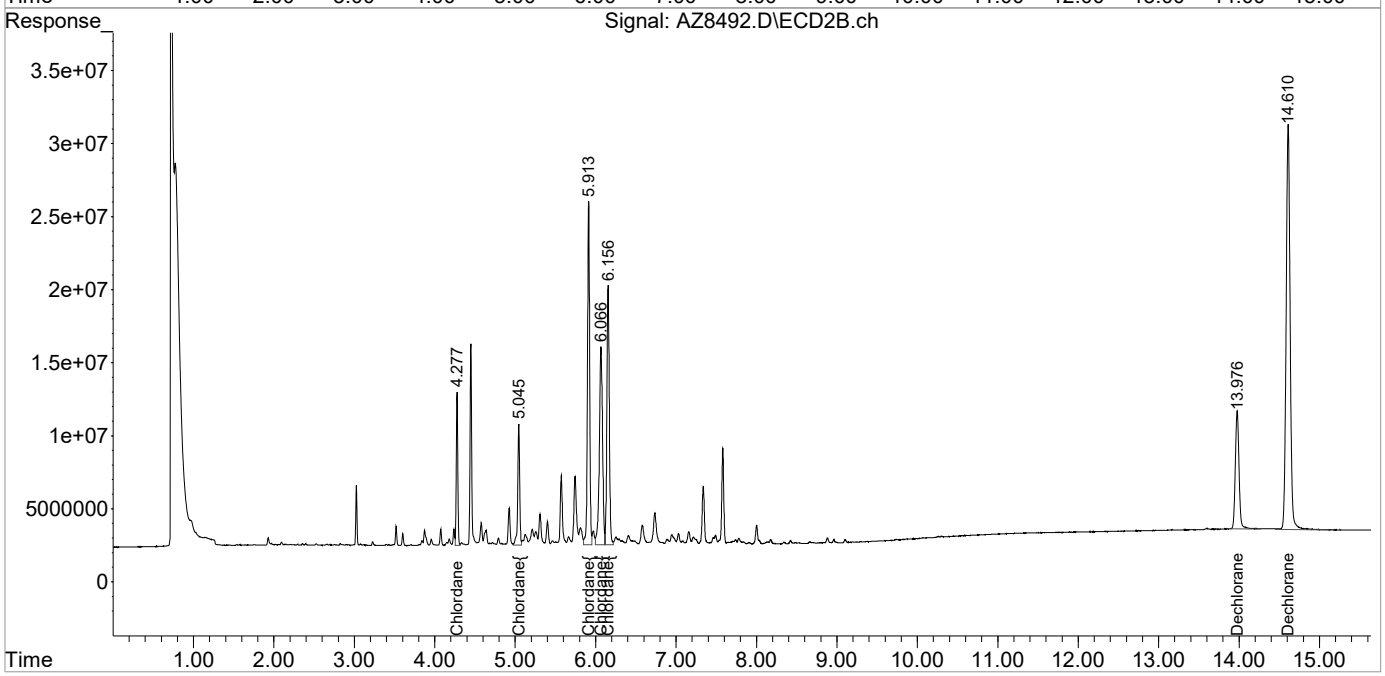

1st AF 06/11/21
2nd DM 06/14/21

Quantitation Report (Qedit)

Data Path : I:\ACQUDATA\7890m\DATA\060921\
Data File : AZ8470.D
Signal(s) : Signal #1: ECD1A.ch Signal #2: ECD2B.ch
Acq On : 9 Jun 2021 2:37 pm
Operator : AFelser
Sample : INST BLK
Misc : 8081/608 ICAL
ALS Vial : 2 Sample Multiplier: 1

Integration File signal 1: EVENTS.E
Integration File signal 2: EVENTS2.E
Quant Time: Jun 10 13:59:24 2021
Quant Method : I:\ACQUDATA\7890m\Methods\8081-060921.M
Quant Title : 608.3/8081B PESTICIDES
QLast Update : Thu Jun 10 13:58:49 2021
Response via : Initial Calibration
Integrator: ChemStation

Volume Inj. : 1uL
Signal #1 Phase : STx-CLP Signal #2 Phase: STx-CLPII
Signal #1 Info : 0.32mm 30m Signal #2 Info : 0.32mm 30m

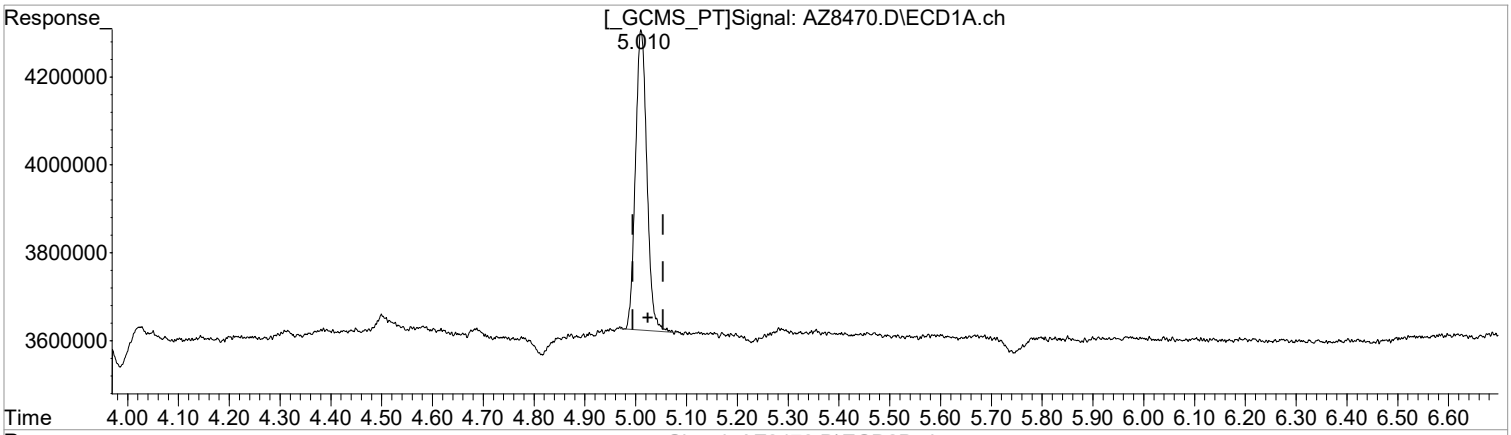

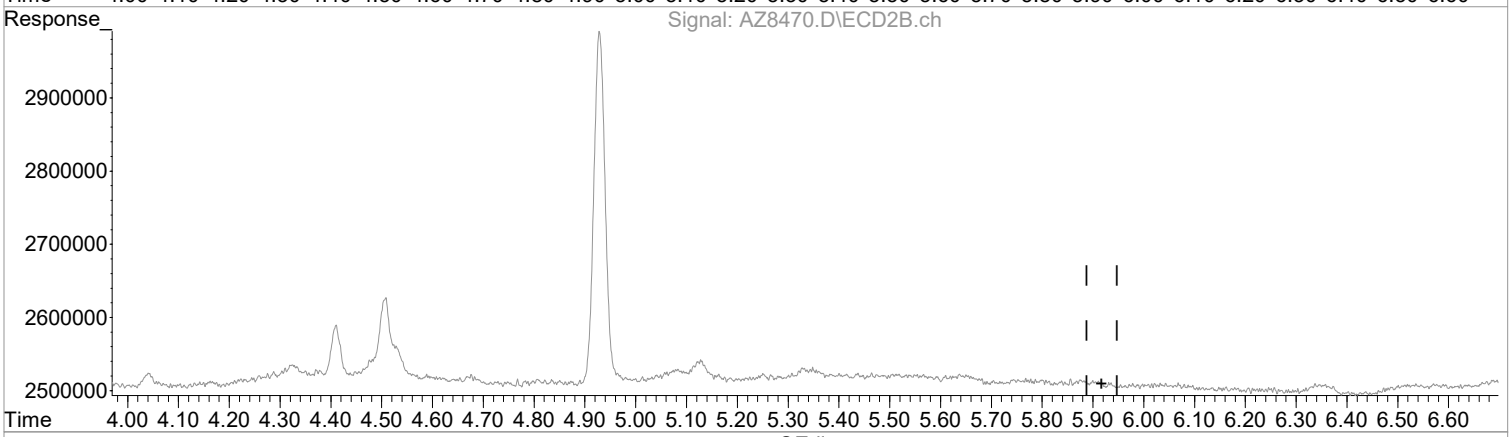

QEdit

(10) gamma-Chlord (tc)
5.010min 0.157 ug/l m
response 10697046

Manual Integration:
After
Poor integration.
06/10/21

(10) gamma-Chlord #2 (tc)
0.000min 0.000 ug/l
response 0

(+) = Expected Retention Time

1st AF 06/11/21
2nd DM 06/14/21

Quantitation Report (Qedit)

Data Path : I:\ACQUDATA\7890m\DATA\060921\
Data File : AZ8470.D
Signal(s) : Signal #1: ECD1A.ch Signal #2: ECD2B.ch
Acq On : 9 Jun 2021 2:37 pm
Operator : AFelser
Sample : INST BLK
Misc : 8081/608 ICAL
ALS Vial : 2 Sample Multiplier: 1

Integration File signal 1: EVENTS.E
Integration File signal 2: EVENTS2.E
Quant Time: Jun 10 13:59:24 2021
Quant Method : I:\ACQUDATA\7890m\Methods\8081-060921.M
Quant Title : 608.3/8081B PESTICIDES
QLast Update : Thu Jun 10 13:58:49 2021
Response via : Initial Calibration
Integrator: ChemStation

Volume Inj. : 1uL
Signal #1 Phase : STx-CLP Signal #2 Phase: STx-CLPII
Signal #1 Info : 0.32mm 30m Signal #2 Info : 0.32mm 30m

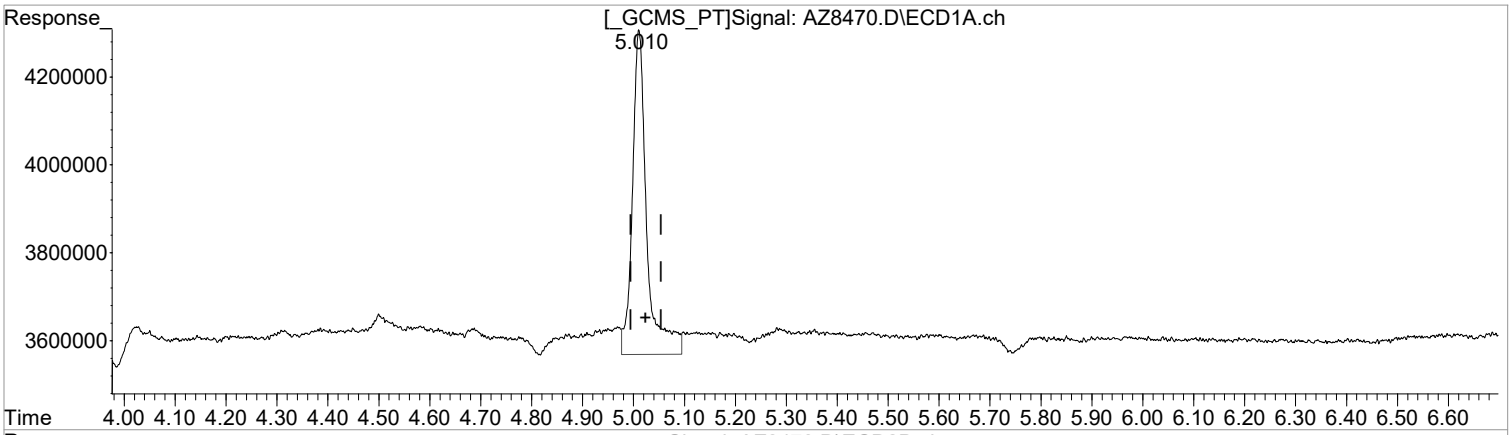

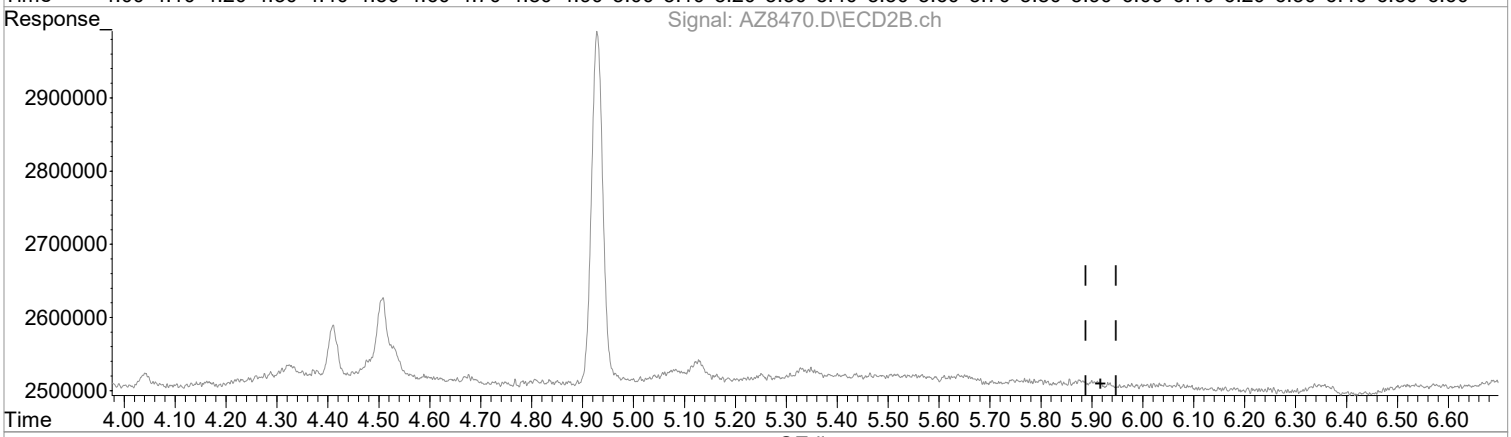

QEdit

(10) gamma-Chlord (tc)
5.011min 0.212 ug/l
response 14441296

Manual Integration:
Before
06/10/21

(10) gamma-Chlord #2 (tc)
0.000min 0.000 ug/l
response 0

(+) = Expected Retention Time

1st AF 06/11/21
2nd DM 06/14/21

Quantitation Report (QT Reviewed)

Data Path : I:\ACQUDATA\7890m\DATA\060921\
Data File : AZ8470.D
Signal(s) : Signal #1: ECD1A.ch Signal #2: ECD2B.ch
Acq On : 9 Jun 2021 2:37 pm
Operator : AFelser
Sample : INST BLK
Misc : 8081/608 ICAL
ALS Vial : 2 Sample Multiplier: 1

Integration File signal 1: EVENTS.E
Integration File signal 2: EVENTS2.E
Quant Time: Jun 10 13:59:24 2021
Quant Method : I:\ACQUDATA\7890m\Methods\8081-060921.M
Quant Title : 608.3/8081B PESTICIDES
QLast Update : Thu Jun 10 13:58:49 2021
Response via : Initial Calibration
Integrator: ChemStation

Volume Inj. : 1uL
Signal #1 Phase : STx-CLP Signal #2 Phase: STx-CLPII
Signal #1 Info : 0.32mm 30m Signal #2 Info : 0.32mm 30m

Compound	RT#1	RT#2	Resp#1	Resp#2	ug/l	ug/l	
System Monitoring Compounds							
Target Compounds							
10) tc gamma-Chlord	5.010	0.000	10697046	0	0.157m	N.D.	#
Sum Toxaphene			0	0	N.D.	N.D.	
Average Toxaphene					0.000	0.000	
Sum Chlordane			0	0	N.D.	N.D.	
Average Chlordane					0.000	0.000	
Sum Dechlorane			0	0	N.D.	N.D.	
Average Dechlorane					0.000	0.000	

(f)=RT Delta > 1/2 Window (#)=Amounts differ by > 25% (m)=manual int.

Quantitation Report (QT Reviewed)

Data Path : I:\ACQUDATA\7890m\DATA\060921\
Data File : AZ8470.D
Signal(s) : Signal #1: ECD1A.ch Signal #2: ECD2B.ch
Acq On : 9 Jun 2021 2:37 pm
Operator : AFelser
Sample : INST BLK
Misc : 8081/608 ICAL
ALS Vial : 2 Sample Multiplier: 1

Integration File signal 1: EVENTS.E
Integration File signal 2: EVENTS2.E
Quant Time: Jun 10 13:59:24 2021
Quant Method : I:\ACQUDATA\7890m\Methods\8081-060921.M
Quant Title : 608.3/8081B PESTICIDES
QLast Update : Thu Jun 10 13:58:49 2021
Response via : Initial Calibration
Integrator: ChemStation

Volume Inj. : 1uL
Signal #1 Phase : STx-CLP Signal #2 Phase: STx-CLPII
Signal #1 Info : 0.32mm 30m Signal #2 Info : 0.32mm 30m

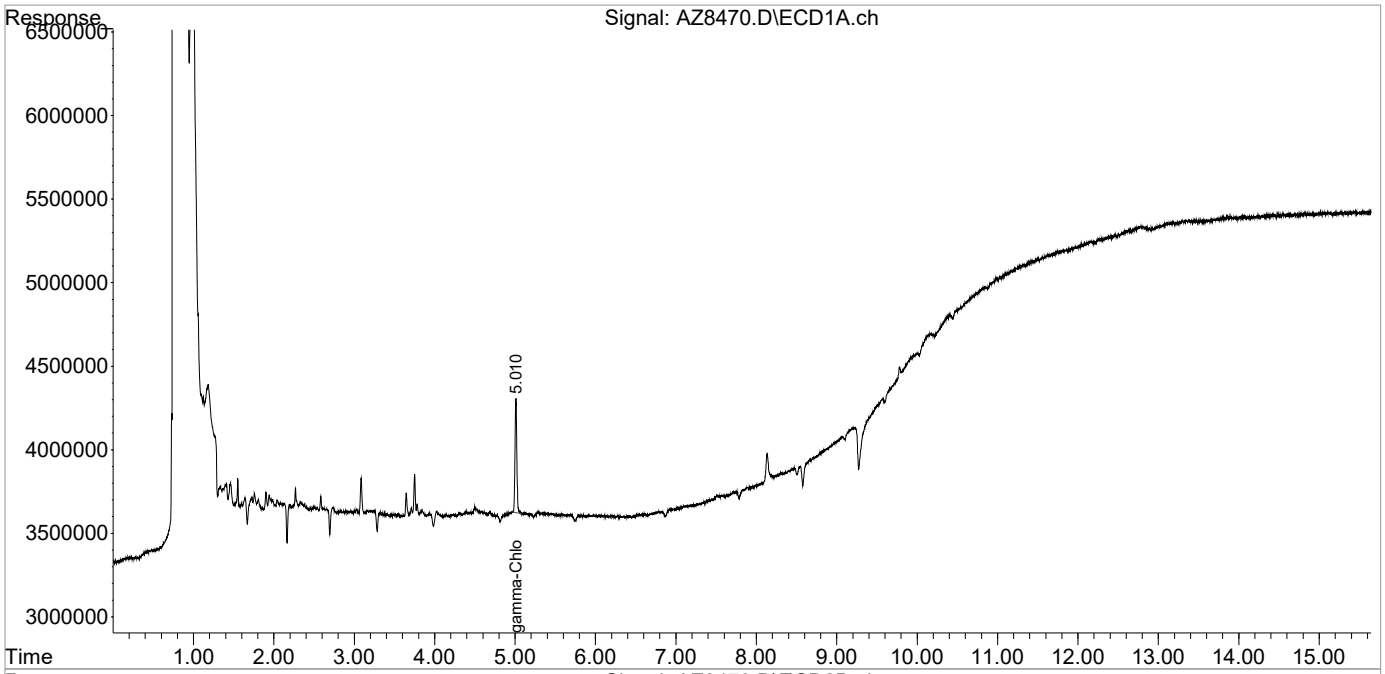

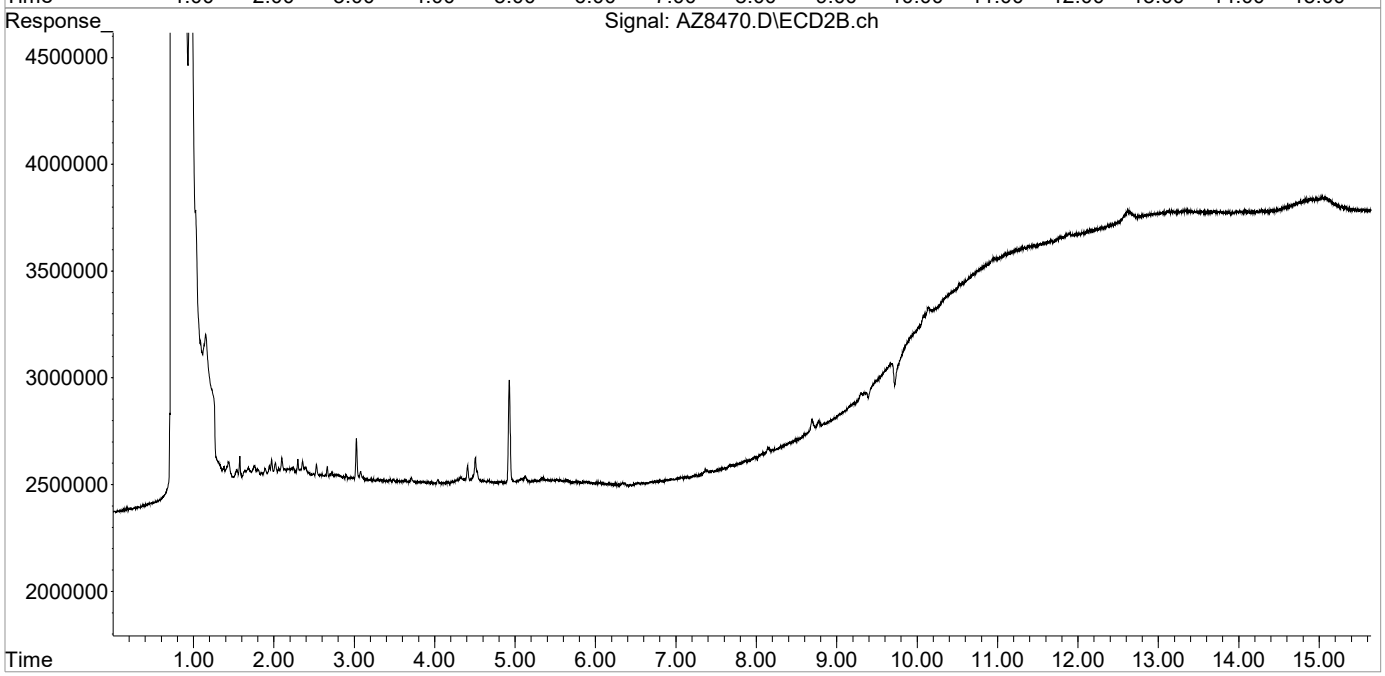

1st AF 06/11/21
2nd DM 06/14/21

7D
PESTICIDE CALIBRATION VERIFICATION SUMMARY

Lab Name:	ALS Environmental		Contract:		
Lab Code:	10145	Case No.:	SAS No.:	SDG No.:	
GC Column (1):	DB-CLP 1	ID: 0.32 (mm)		Initial Calibration Date(s):	06/9/2021
EPA Sample No. (PEM):	PEM			Date Analyzed:	06/9/2021
LAB Sample ID. (PEM):	PEM			Time Analyzed:	14:57
4,4'-DDT % Breakdown (1):	1.9%			Endrin % Breakdown (1):	2.6%
Combined % Breakdown (1):	4.4%				

QC LIMITS:

4,4'-DDT breakdown must be less than or equal to 15.0%
Endrin breakdown must be less than or equal to 15.0%
Combined breakdown must be less than or equal to 30.0%

FORM VII PEST-1

1st AF 06/11/21
2nd DM 06/14/21

7D
PESTICIDE CALIBRATION VERIFICATION SUMMARY

Lab Name:	ALS Environmental		Contract:		
Lab Code:	10145	Case No.:	SAS No.:	SDG No.:	
GC Column (2):	DB-CLP 2	ID: 0.32 (mm)		Initial Calibration Date(s):	06/9/2021
EPA Sample No. (PEM):	PEM			Date Analyzed:	06/9/2021
LAB Sample ID. (PEM):	PEM			Time Analyzed:	14:57
4,4'-DDT % Breakdown (1):	2.1%			Endrin % Breakdown (1):	3.0%
Combined % Breakdown (1):	5.1%				

QC LIMITS:

4,4'-DDT breakdown must be less than or equal to 15.0%
Endrin breakdown must be less than or equal to 15.0%
Combined breakdown must be less than or equal to 30.0%

FORM VII PEST-1

1st AF 06/11/21
2nd DM 06/14/21

Quantitation Report (QT Reviewed)

Data Path : I:\ACQUDATA\7890m\DATA\060921\
Data File : AZ8471.D
Signal(s) : Signal #1: ECD1A.ch Signal #2: ECD2B.ch
Acq On : 9 Jun 2021 2:57 pm
Operator : AFelser
Sample : PEM
Misc : 8081/608 ICAL
ALS Vial : 3 Sample Multiplier: 1

Integration File signal 1: EVENTS.E
Integration File signal 2: EVENTS2.E
Quant Time: Jun 10 13:59:28 2021
Quant Method : I:\ACQUDATA\7890m\Methods\8081-060921.M
Quant Title : 608.3/8081B PESTICIDES
QLast Update : Thu Jun 10 13:58:49 2021
Response via : Initial Calibration
Integrator: ChemStation

Volume Inj. : 1uL
Signal #1 Phase : STx-CLP Signal #2 Phase: STx-CLPII
Signal #1 Info : 0.32mm 30m Signal #2 Info : 0.32mm 30m

	Compound	RT#1	RT#2	Resp#1	Resp#2	ug/l	ug/l	
	System Monitoring Compounds							
1) S	SURR1,Tet...	2.675	2.991	968.6E6	648.0E6	16.225	16.052	
	Spiked Amount 100.000 Range 30 - 150 Recovery =					16.23%#	16.05%#	
23) S	SURR2,Dec...	9.257	10.220	771.7E6	477.4E6	15.811	15.823	
	Spiked Amount 100.000 Range 30 - 150 Recovery =					15.81%#	15.82%#	
	Target Compounds							
2) tc	alpha-BHC	3.130	3.571	710.9E6	472.3E6	8.244	8.172	
3) tcm	gamma-BHC (L	3.410	3.947	638.9E6	423.2E6	8.127	8.128	
6) tc	beta-BHC	3.490	4.034	283.4E6	185.7E6	8.227	8.259	
12) tc	4,4'-DDE	5.315	6.482	23950618	16372720	0.408	0.391	
14) tcm	Endrin	6.036	7.206	2483.2E6	1622.7E6	41.748	42.129	
16) tc	4,4'-DDD	6.198	7.410	58506633	47095509	1.218	1.421	
17) tcm	4,4'-DDT	6.675	7.840	4337.6E6	2932.7E6	83.170	86.787	
18) tc	Endrin Aldeh	7.097	7.983	19138684	27410134	0.457	1.011	#
20) tc	Methoxychlor	7.462	8.709	4352.6E6	2962.6E6	180.659	187.559	
21) tc	Endrin Keton	8.062	8.954	46723067	22919551	0.780	0.601	
	Sum Toxaphene			0	0	N.D.	N.D.	
	Average Toxaphene					0.000	0.000	
	Sum Chlordane			0	0	N.D.	N.D.	
	Average Chlordane					0.000	0.000	
	Sum Dechlorane			0	0	N.D.	N.D.	
	Average Dechlorane					0.000	0.000	

(f)=RT Delta > 1/2 Window (#)=Amounts differ by > 25% (m)=manual int.

Quantitation Report (QT Reviewed)

Data Path : I:\ACQUDATA\7890m\DATA\060921\
Data File : AZ8471.D
Signal(s) : Signal #1: ECD1A.ch Signal #2: ECD2B.ch
Acq On : 9 Jun 2021 2:57 pm
Operator : AFelser
Sample : PEM
Misc : 8081/608 ICAL
ALS Vial : 3 Sample Multiplier: 1

Integration File signal 1: EVENTS.E
Integration File signal 2: EVENTS2.E
Quant Time: Jun 10 13:59:28 2021
Quant Method : I:\ACQUDATA\7890m\Methods\8081-060921.M
Quant Title : 608.3/8081B PESTICIDES
QLast Update : Thu Jun 10 13:58:49 2021
Response via : Initial Calibration
Integrator: ChemStation

Volume Inj. : 1uL
Signal #1 Phase : STx-CLP Signal #2 Phase: STx-CLPII
Signal #1 Info : 0.32mm 30m Signal #2 Info : 0.32mm 30m

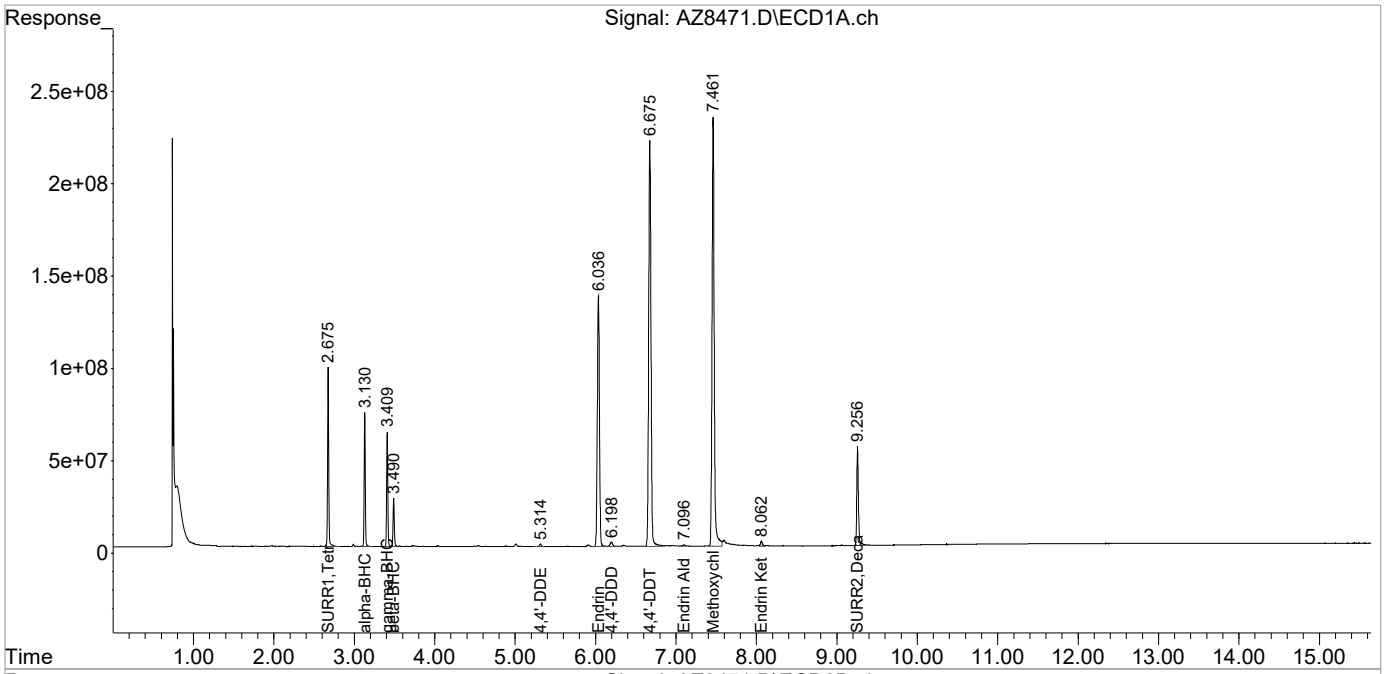

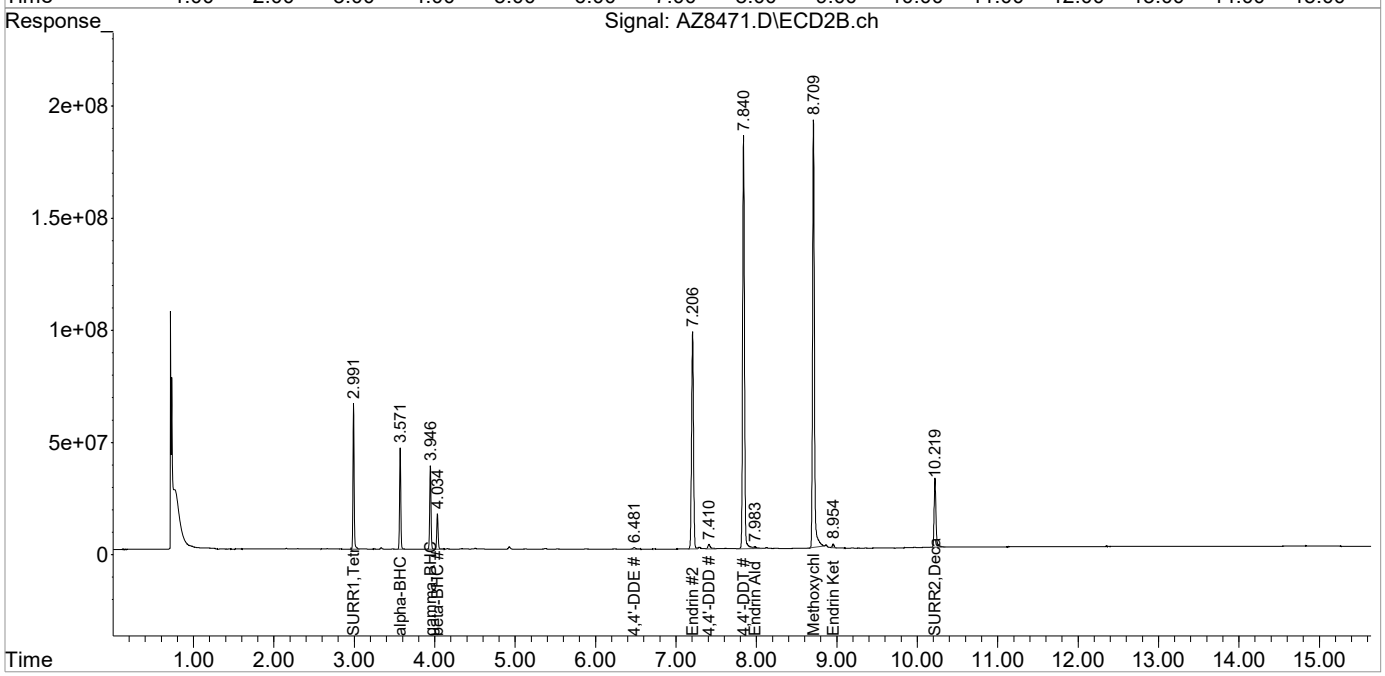

1st AF 06/11/21
2nd DM 06/14/21

Quantitation Report (QT Reviewed)

Data Path : I:\ACQUDATA\7890m\DATA\060921\
Data File : AZ8472.D
Signal(s) : Signal #1: ECD1A.ch Signal #2: ECD2B.ch
Acq On : 9 Jun 2021 3:17 pm
Operator : AFelser
Sample : 8081 LL
Misc : 8081/608 ICAL
ALS Vial : 4 Sample Multiplier: 1

Integration File signal 1: EVENTS.E
Integration File signal 2: EVENTS2.E
Quant Time: Jun 10 13:24:18 2021
Quant Method : I:\ACQUDATA\7890m\Methods\8081-060921.M
Quant Title : 608.3/8081B PESTICIDES
QLast Update : Thu Jun 10 13:23:56 2021
Response via : Initial Calibration
Integrator: ChemStation

Volume Inj. : 1uL
Signal #1 Phase : STx-CLP Signal #2 Phase: STx-CLPII
Signal #1 Info : 0.32mm 30m Signal #2 Info : 0.32mm 30m

Compound	RT#1	RT#2	Resp#1	Resp#2	ug/l	ug/l
System Monitoring Compounds						
1) S SURR1,Tet...	2.676	2.992	61353635	40138080	1.038	1.000
Spiked Amount 100.000 Range 30 - 150 Recovery =					1.04%#	1.00%#
23) S SURR2,Dec...	9.258	10.221	49029511	33097778	1.018	1.145
Spiked Amount 100.000 Range 30 - 150 Recovery =					1.02%#	1.15%#
Target Compounds						
2) tc alpha-BHC	3.130	3.572	77653387	49386443	0.883	0.830
3) tcm gamma-BHC (L	3.410	3.947	76720322	46307925	0.976	0.873
4) tcm Heptachlor	3.863	4.454	76543319	45434048	1.037	0.943
5) tcm Aldrin	4.175	4.855	67876940	42579141	0.970	0.891
6) tc beta-BHC	3.491	4.035	39892115	23546028	1.219	1.071
7) tc delta-BHC	3.659	4.375	72939034	45229522	0.943	0.860
8) tc Heptachlor E	4.870	5.629	66475786	41524182	1.024	0.958
9) tc alpha-Endosu	5.364	6.252	61170513	38511056	1.022	0.958
10) tc gamma-Chlord	5.024	5.918	79660162	41991716	1.212	0.939
11) tc alpha-Chlord	5.193	6.160	64633779	41614816	1.024	0.967
12) tc 4,4'-DDE	5.313	6.480	56184761	38330019	0.939	0.894
13) tcm Dieldrin	5.691	6.731	62729686	41517172	0.953	0.927
14) tcm Endrin	6.036	7.206	58926940	36473296	0.985	0.931
15) tc beta-Endosul	6.408	7.519	57805308	37193579	1.034	0.966
16) tc 4,4'-DDD	6.193	7.408	46598532	31085996	0.962	0.928
17) tcm 4,4'-DDT	6.675	7.841	51399381	30070335	0.985	0.873
18) tc Endrin Aldeh	7.093	7.981	45540944	27602211	1.111	1.023
19) tc Endosulfan S	7.709	8.333	55182850	32163322	1.078	1.001
20) tc Methoxychlor	7.465	8.713	26679562	17367454	1.152	1.144
21) tc Endrin Keton	8.061	8.955	64058370	37342220	1.079	0.977
22) tc Mirex	7.543	8.903	60800303	29458430	1.287	1.139
Sum Toxaphene			0	0	N.D.	N.D.
Average Toxaphene					0.000	0.000
Sum Chlordane			0	0	N.D.	N.D.
Average Chlordane					0.000	0.000
Sum Dechlorane			0	0	N.D.	N.D.
Average Dechlorane					0.000	0.000

(f)=RT Delta > 1/2 Window (#)=Amounts differ by > 25% (m)=manual int.

Quantitation Report (QT Reviewed)

Data Path : I:\ACQUDATA\7890m\DATA\060921\
Data File : AZ8472.D
Signal(s) : Signal #1: ECD1A.ch Signal #2: ECD2B.ch
Acq On : 9 Jun 2021 3:17 pm
Operator : AFelser
Sample : 8081 LL
Misc : 8081/608 ICAL
ALS Vial : 4 Sample Multiplier: 1

Integration File signal 1: EVENTS.E
Integration File signal 2: EVENTS2.E
Quant Time: Jun 10 13:24:18 2021
Quant Method : I:\ACQUDATA\7890m\Methods\8081-060921.M
Quant Title : 608.3/8081B PESTICIDES
QLast Update : Thu Jun 10 13:23:56 2021
Response via : Initial Calibration
Integrator: ChemStation

Volume Inj. : 1uL
Signal #1 Phase : STx-CLP Signal #2 Phase: STx-CLPII
Signal #1 Info : 0.32mm 30m Signal #2 Info : 0.32mm 30m

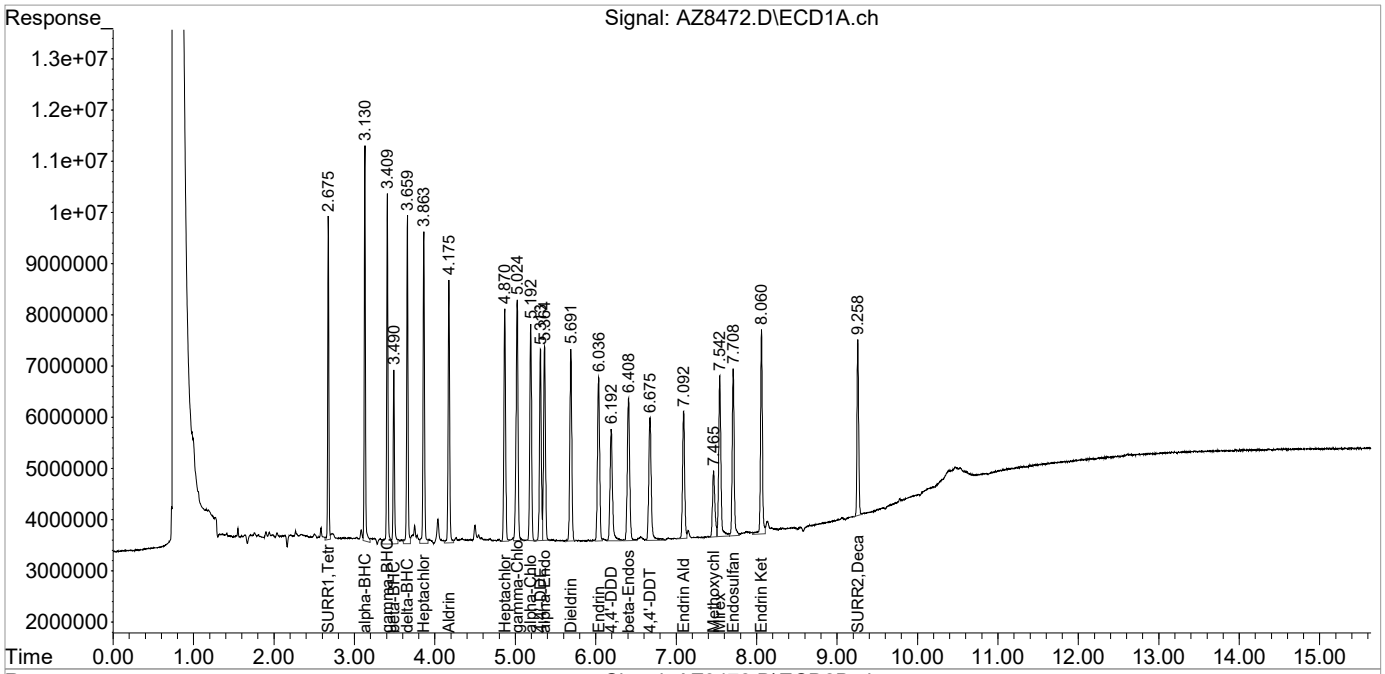

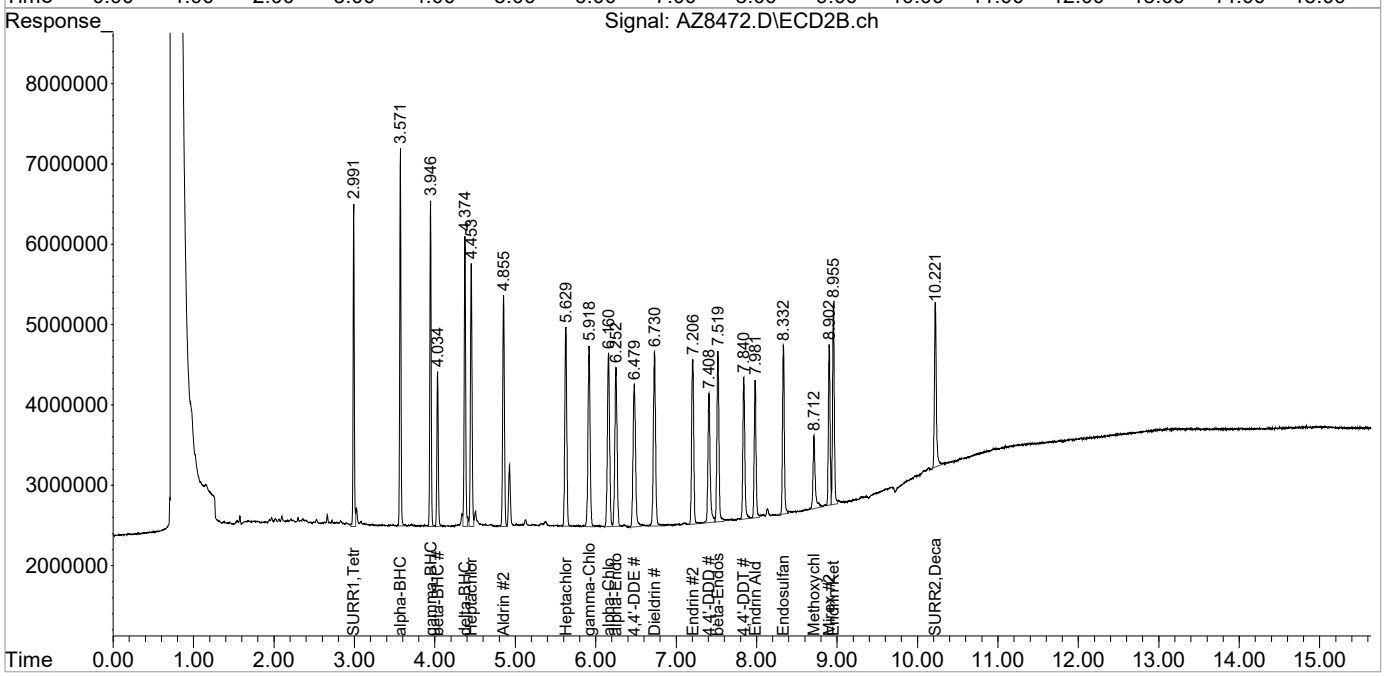

1st AF 06/11/21
2nd DM 06/14/21

Quantitation Report (QT Reviewed)

Data Path : I:\ACQUDATA\7890m\DATA\060921\
Data File : AZ8473.D
Signal(s) : Signal #1: ECD1A.ch Signal #2: ECD2B.ch
Acq On : 9 Jun 2021 3:37 pm
Operator : AFelser
Sample : 8081 L
Misc : 8081/608 ICAL
ALS Vial : 5 Sample Multiplier: 1

Integration File signal 1: EVENTS.E
Integration File signal 2: EVENTS2.E
Quant Time: Jun 10 13:24:20 2021
Quant Method : I:\ACQUDATA\7890m\Methods\8081-060921.M
Quant Title : 608.3/8081B PESTICIDES
QLast Update : Thu Jun 10 13:23:56 2021
Response via : Initial Calibration
Integrator: ChemStation

Volume Inj. : 1uL
Signal #1 Phase : STx-CLP Signal #2 Phase: STx-CLPII
Signal #1 Info : 0.32mm 30m Signal #2 Info : 0.32mm 30m

Compound	RT#1	RT#2	Resp#1	Resp#2	ug/l	ug/l
System Monitoring Compounds						
1) S SURR1,Tet...	2.675	2.991	308.4E6	199.2E6	5.217	4.963
Spiked Amount 100.000 Range 30 - 150 Recovery =					5.22%#	4.96%#
23) S SURR2,Dec...	9.257	10.221	249.5E6	152.8E6	5.179	5.287
Spiked Amount 100.000 Range 30 - 150 Recovery =					5.18%#	5.29%#
Target Compounds						
2) tc alpha-BHC	3.129	3.572	414.7E6	270.4E6	4.717	4.547
3) tcm gamma-BHC (L	3.409	3.946	382.9E6	245.3E6	4.869	4.621
4) tcm Heptachlor	3.863	4.453	366.8E6	225.5E6	4.969	4.679
5) tcm Aldrin	4.175	4.855	341.7E6	222.3E6	4.882	4.653
6) tc beta-BHC	3.490	4.034	175.5E6	110.2E6	5.364	5.012
7) tc delta-BHC	3.659	4.374	369.4E6	240.6E6	4.776	4.577
8) tc Heptachlor E	4.869	5.628	326.1E6	209.3E6	5.021	4.827
9) tc alpha-Endosu	5.364	6.253	299.6E6	193.0E6	5.004	4.801
10) tc gamma-Chlord	5.024	5.918	334.1E6	210.2E6	5.083	4.698
11) tc alpha-Chlord	5.192	6.160	315.7E6	205.9E6	5.000	4.782
12) tc 4,4'-DDE	5.312	6.480	287.1E6	197.8E6	4.798	4.615
13) tcm Dieldrin	5.690	6.731	315.8E6	209.1E6	4.799	4.668
14) tcm Endrin	6.036	7.206	293.4E6	185.8E6	4.903	4.742
15) tc beta-Endosul	6.407	7.520	280.9E6	187.4E6	5.026	4.869
16) tc 4,4'-DDD	6.192	7.407	231.7E6	156.7E6	4.785	4.680
17) tcm 4,4'-DDT	6.675	7.840	249.6E6	156.5E6	4.782	4.542
18) tc Endrin Aldeh	7.092	7.981	210.7E6	133.6E6	5.141	4.950
19) tc Endosulfan S	7.708	8.332	254.2E6	157.3E6	4.965	4.894
20) tc Methoxychlor	7.464	8.712	120.1E6	77623795	5.188	5.113
21) tc Endrin Keton	8.060	8.954	295.2E6	185.1E6	4.972	4.842
22) tc Mirex	7.542	8.902	258.4E6	134.1E6	5.468	5.182
Sum Toxaphene			0	0	N.D.	N.D.
Average Toxaphene					0.000	0.000
Sum Chlordane			0	0	N.D.	N.D.
Average Chlordane					0.000	0.000
Sum Dechlorane			0	0	N.D.	N.D.
Average Dechlorane					0.000	0.000

(f)=RT Delta > 1/2 Window (#)=Amounts differ by > 25% (m)=manual int.

Quantitation Report (QT Reviewed)

Data Path : I:\ACQUDATA\7890m\DATA\060921\
Data File : AZ8473.D
Signal(s) : Signal #1: ECD1A.ch Signal #2: ECD2B.ch
Acq On : 9 Jun 2021 3:37 pm
Operator : AFelser
Sample : 8081 L
Misc : 8081/608 ICAL
ALS Vial : 5 Sample Multiplier: 1

Integration File signal 1: EVENTS.E
Integration File signal 2: EVENTS2.E
Quant Time: Jun 10 13:24:20 2021
Quant Method : I:\ACQUDATA\7890m\Methods\8081-060921.M
Quant Title : 608.3/8081B PESTICIDES
QLast Update : Thu Jun 10 13:23:56 2021
Response via : Initial Calibration
Integrator: ChemStation

Volume Inj. : 1uL
Signal #1 Phase : STx-CLP Signal #2 Phase: STx-CLPII
Signal #1 Info : 0.32mm 30m Signal #2 Info : 0.32mm 30m

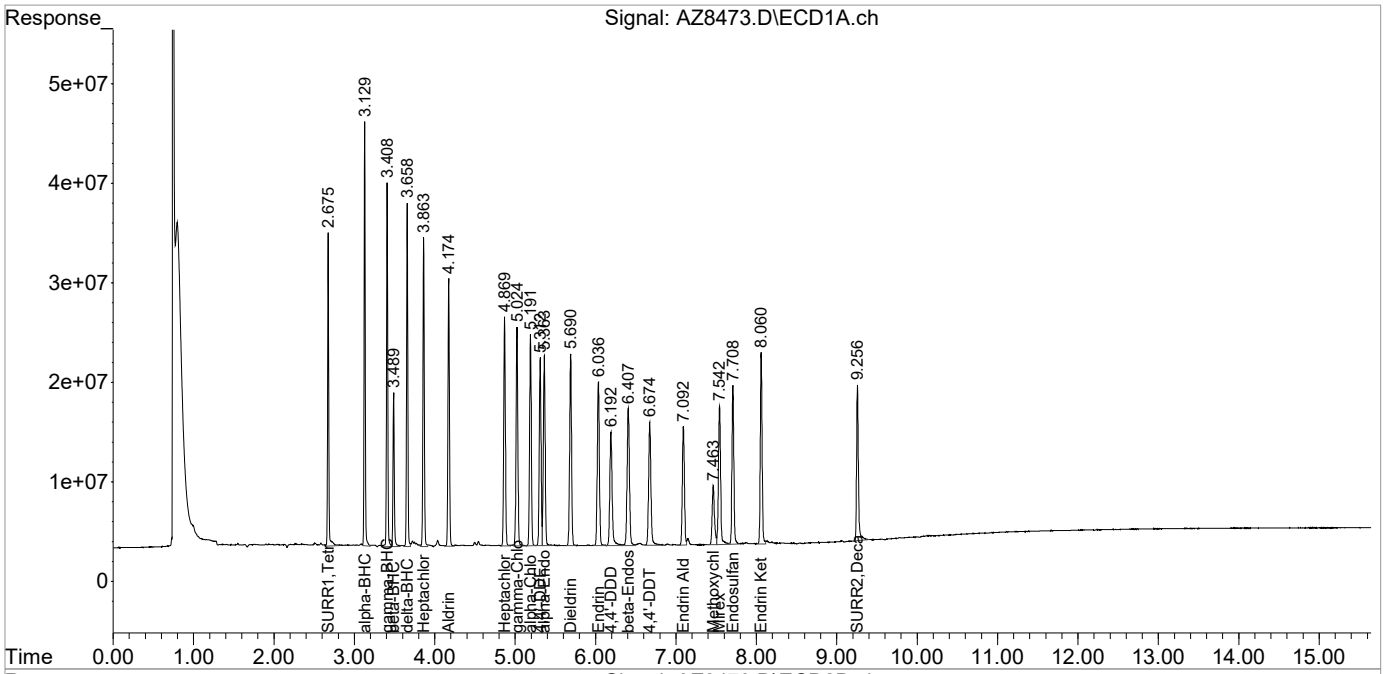

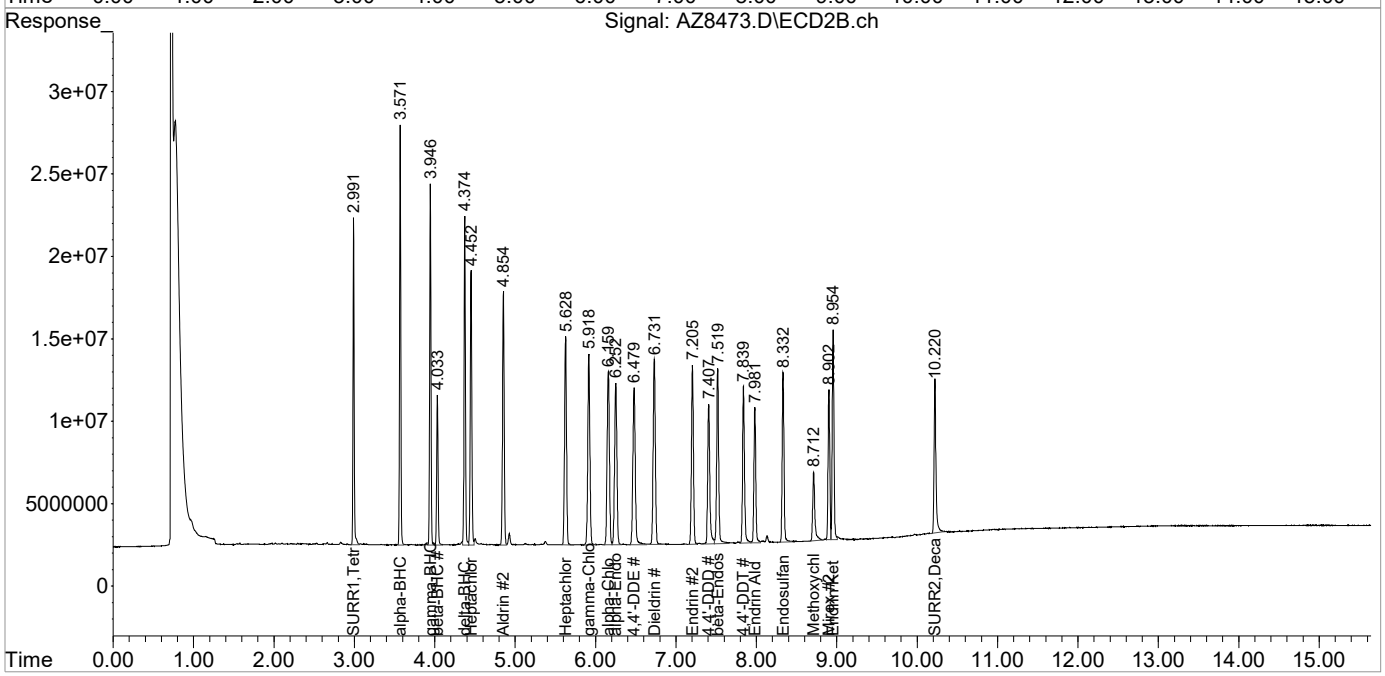

1st AF 06/11/21
2nd DM 06/14/21

Quantitation Report (QT Reviewed)

Data Path : I:\ACQUDATA\7890m\DATA\060921\
Data File : AZ8474.D
Signal(s) : Signal #1: ECD1A.ch Signal #2: ECD2B.ch
Acq On : 9 Jun 2021 3:57 pm
Operator : AFelser
Sample : 8081 ML
Misc : 8081/608 ICAL
ALS Vial : 6 Sample Multiplier: 1

Integration File signal 1: EVENTS.E
Integration File signal 2: EVENTS2.E
Quant Time: Jun 10 13:24:23 2021
Quant Method : I:\ACQUDATA\7890m\Methods\8081-060921.M
Quant Title : 608.3/8081B PESTICIDES
QLast Update : Thu Jun 10 13:23:56 2021
Response via : Initial Calibration
Integrator: ChemStation

Volume Inj. : 1uL
Signal #1 Phase : STx-CLP Signal #2 Phase: STx-CLPII
Signal #1 Info : 0.32mm 30m Signal #2 Info : 0.32mm 30m

Compound	RT#1	RT#2	Resp#1	Resp#2	ug/l	ug/l
System Monitoring Compounds						
1) S SURR1,Tet...	2.676	2.992	620.7E6	409.7E6	10.500	10.208
Spiked Amount 100.000 Range 30 - 150 Recovery =					10.50%#	10.21%#
23) S SURR2,Dec...	9.258	10.219	508.7E6	303.2E6	10.560	10.492
Spiked Amount 100.000 Range 30 - 150 Recovery =					10.56%#	10.49%#
Target Compounds						
2) tc alpha-BHC	3.131	3.572	876.1E6	580.0E6	9.964	9.753
3) tcm gamma-BHC (L	3.410	3.947	792.5E6	522.2E6	10.077	9.840
4) tcm Heptachlor	3.864	4.453	759.3E6	486.2E6	10.286	10.089
5) tcm Aldrin	4.176	4.855	709.9E6	470.7E6	10.142	9.853
6) tc beta-BHC	3.491	4.034	341.5E6	223.1E6	10.436	10.149
7) tc delta-BHC	3.660	4.375	777.4E6	517.7E6	10.053	9.849
8) tc Heptachlor E	4.870	5.629	669.4E6	435.1E6	10.308	10.035
9) tc alpha-Endosu	5.365	6.253	617.6E6	400.0E6	10.316	9.948
10) tc gamma-Chlord	5.025	5.918	677.1E6	440.5E6	10.301	9.846
11) tc alpha-Chlord	5.193	6.159	649.7E6	426.6E6	10.292	9.909
12) tc 4,4'-DDE	5.314	6.480	605.7E6	417.1E6	10.123	9.733
13) tcm Dieldrin	5.691	6.731	665.9E6	441.3E6	10.120	9.852
14) tcm Endrin	6.036	7.207	612.5E6	391.2E6	10.234	9.987
15) tc beta-Endosul	6.407	7.519	572.0E6	387.7E6	10.233	10.072
16) tc 4,4'-DDD	6.193	7.408	481.1E6	327.4E6	9.937	9.776
17) tcm 4,4'-DDT	6.676	7.842	527.8E6	338.2E6	10.111	9.815
18) tc Endrin Aldeh	7.093	7.981	422.8E6	273.2E6	10.317	10.121
19) tc Endosulfan S	7.708	8.333	531.0E6	325.3E6	10.371	10.119
20) tc Methoxychlor	7.463	8.713	244.8E6	158.7E6	10.575	10.455
21) tc Endrin Keton	8.060	8.954	620.2E6	389.0E6	10.445	10.175
22) tc Mirex	7.543	8.902	509.4E6	267.3E6	10.779	10.329
Sum Toxaphene			0	0	N.D.	N.D.
Average Toxaphene					0.000	0.000
Sum Chlordane			0	0	N.D.	N.D.
Average Chlordane					0.000	0.000
Sum Dechlorane			0	0	N.D.	N.D.
Average Dechlorane					0.000	0.000

(f)=RT Delta > 1/2 Window (#)=Amounts differ by > 25% (m)=manual int.

Quantitation Report (QT Reviewed)

Data Path : I:\ACQUDATA\7890m\DATA\060921\
Data File : AZ8474.D
Signal(s) : Signal #1: ECD1A.ch Signal #2: ECD2B.ch
Acq On : 9 Jun 2021 3:57 pm
Operator : AFelser
Sample : 8081 ML
Misc : 8081/608 ICAL
ALS Vial : 6 Sample Multiplier: 1

Integration File signal 1: EVENTS.E
Integration File signal 2: EVENTS2.E
Quant Time: Jun 10 13:24:23 2021
Quant Method : I:\ACQUDATA\7890m\Methods\8081-060921.M
Quant Title : 608.3/8081B PESTICIDES
QLast Update : Thu Jun 10 13:23:56 2021
Response via : Initial Calibration
Integrator: ChemStation

Volume Inj. : 1uL
Signal #1 Phase : STx-CLP Signal #2 Phase: STx-CLPII
Signal #1 Info : 0.32mm 30m Signal #2 Info : 0.32mm 30m

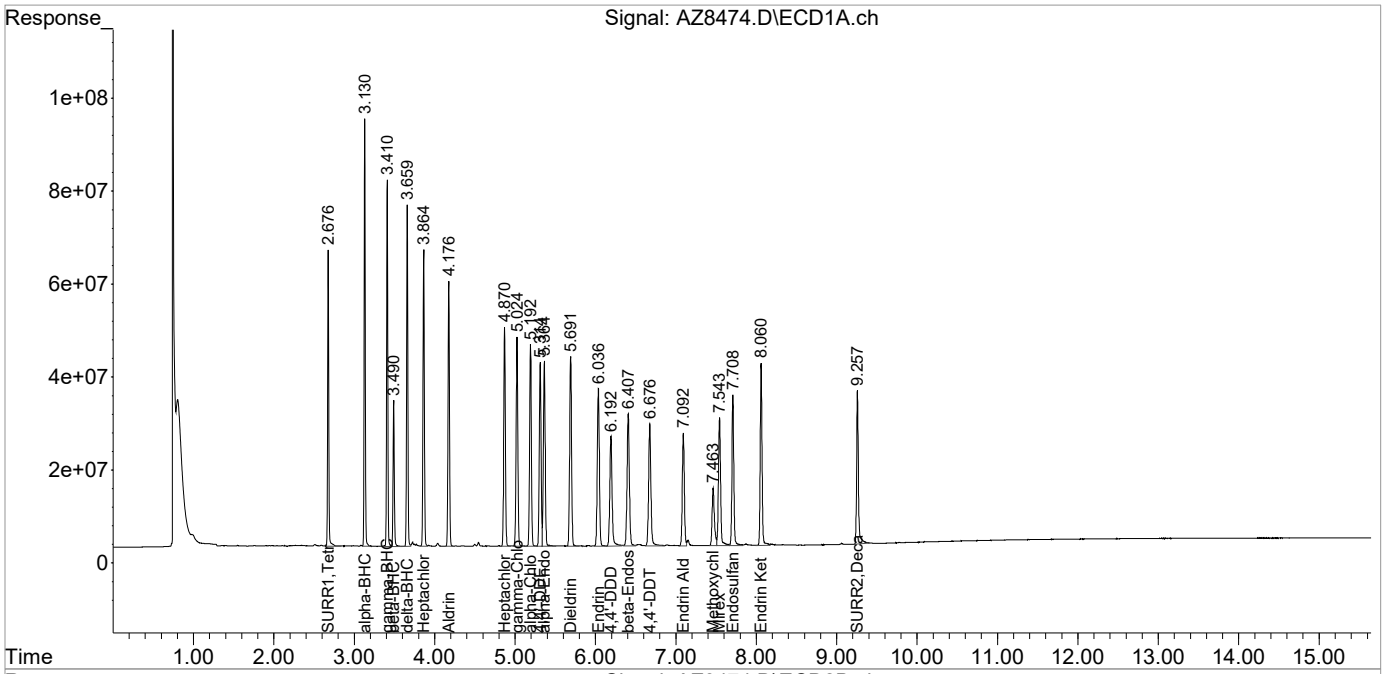

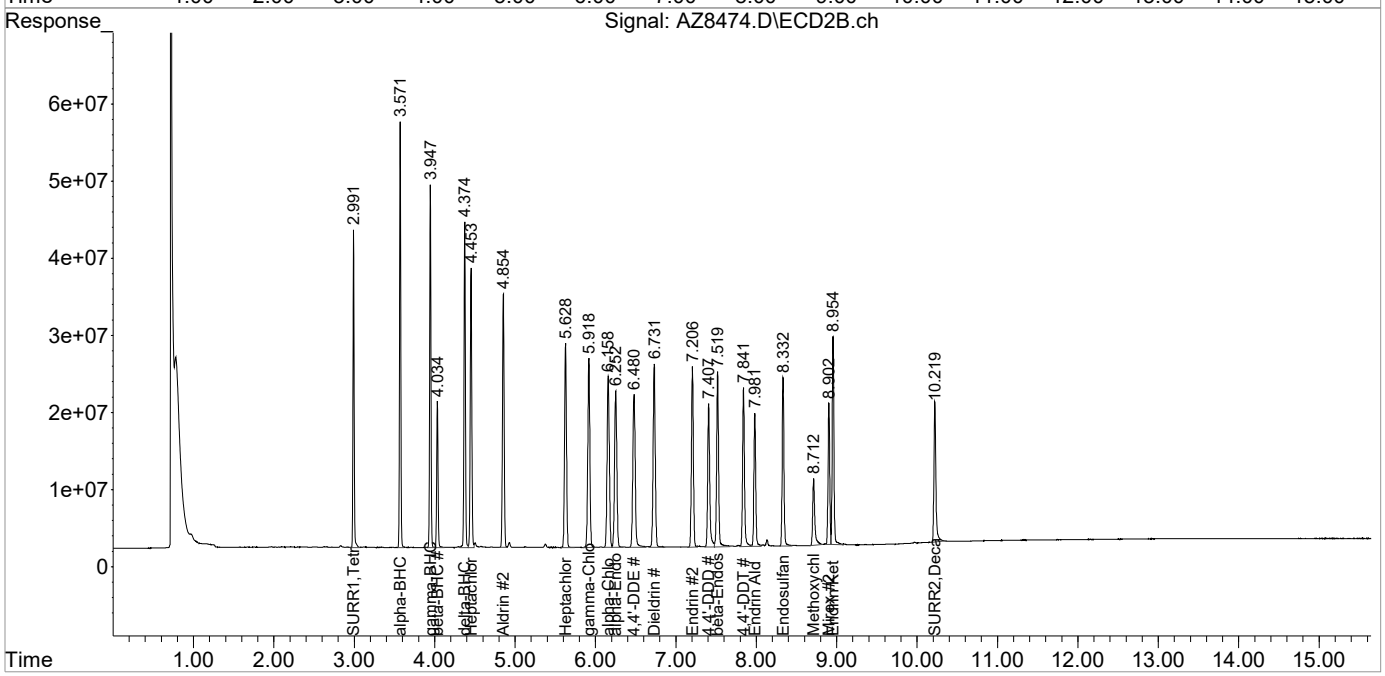

1st AF 06/11/21
2nd DM 06/14/21

Quantitation Report (QT Reviewed)

Data Path : I:\ACQUDATA\7890m\DATA\060921\
Data File : AZ8475.D
Signal(s) : Signal #1: ECD1A.ch Signal #2: ECD2B.ch
Acq On : 9 Jun 2021 4:17 pm
Operator : AFelser
Sample : 8081 M
Misc : 8081/608 ICAL
ALS Vial : 7 Sample Multiplier: 1

Integration File signal 1: EVENTS.E
Integration File signal 2: EVENTS2.E
Quant Time: Jun 10 13:17:39 2021
Quant Method : I:\ACQUDATA\7890m\Methods\8081-060921.M
Quant Title : 608.3/8081B PESTICIDES
QLast Update : Wed May 19 08:31:06 2021
Response via : Initial Calibration
Integrator: ChemStation

Volume Inj. : 1uL
Signal #1 Phase : STx-CLP Signal #2 Phase: STx-CLPII
Signal #1 Info : 0.32mm 30m Signal #2 Info : 0.32mm 30m

Compound	RT#1	RT#2	Resp#1	Resp#2	ug/l	ug/l
System Monitoring Compounds						
1) S SURR1,Tet...	2.675	2.990	1477.8E6	1003.3E6	32.689	32.372
Spiked Amount 100.000 Range 30 - 150 Recovery =					32.69%	32.37%
23) S SURR2,Dec...	9.256	10.219	1204.4E6	722.5E6	34.769	32.402
Spiked Amount 100.000 Range 30 - 150 Recovery =					34.77%	32.40%
Target Compounds						
2) tc alpha-BHC	3.129	3.570	2198.1E6	1486.7E6	34.096	33.362
3) tcm gamma-BHC (L	3.409	3.945	1966.2E6	1326.8E6	33.707	33.073
4) tcm Heptachlor	3.862	4.452	1845.4E6	1204.8E6	31.580	31.596
5) tcm Aldrin	4.174	4.853	1749.9E6	1194.3E6	33.351	32.932
6) tc beta-BHC	3.489	4.032	818.0E6	549.6E6	31.996	31.235
7) tc delta-BHC	3.658	4.373	1933.4E6	1314.2E6	34.220	33.192
8) tc Heptachlor E	4.869	5.627	1623.6E6	1084.0E6	32.258	31.575
9) tc alpha-Endosu	5.364	6.251	1496.6E6	1005.2E6	32.257	31.720
10) tc gamma-Chlord	5.024	5.917	1643.4E6	1118.6E6	31.203	32.390
11) tc alpha-Chlord	5.191	6.159	1578.3E6	1076.3E6	32.871	32.093
12) tc 4,4'-DDE	5.312f	6.478	1496.0E6	1071.3E6	33.922	32.531
13) tcm Dieldrin	5.690f	6.731	1645.0E6	1119.8E6	33.198	32.216
14) tcm Endrin	6.034f	7.205	1496.1E6	979.3E6	32.764	32.552
15) tc beta-Endosul	6.407f	7.518	1397.4E6	962.3E6	33.286	32.522
16) tc 4,4'-DDD	6.192f	7.407	1210.4E6	837.2E6	32.770	30.571
17) tcm 4,4'-DDT	6.674f	7.840	1305.0E6	861.4E6	37.961	40.477
18) tc Endrin Aldeh	7.092f	7.981	1024.5E6	674.8E6	33.853	33.811
19) tc Endosulfan S	7.708	8.333	1280.0E6	803.6E6	35.206	33.322
20) tc Methoxychlor	7.462f	8.710	578.8E6	379.6E6	33.843	37.357
21) tc Endrin Keton	8.059	8.954	1484.4E6	955.8E6	34.729	34.417
22) tc Mirex	7.541	8.902	1181.4E6	646.9E6	32.619	34.221
Sum Toxaphene			0	0	N.D.	N.D.
Average Toxaphene					0.000	0.000
Sum Chlordane			0	0	N.D.	N.D.
Average Chlordane					0.000	0.000
Sum Dechlorane			0	0	N.D.	N.D.
Average Dechlorane					0.000	0.000

(f)=RT Delta > 1/2 Window (#)=Amounts differ by > 25% (m)=manual int.

Quantitation Report (QT Reviewed)

Data Path : I:\ACQUDATA\7890m\DATA\060921\
Data File : AZ8475.D
Signal(s) : Signal #1: ECD1A.ch Signal #2: ECD2B.ch
Acq On : 9 Jun 2021 4:17 pm
Operator : AFelser
Sample : 8081 M
Misc : 8081/608 ICAL
ALS Vial : 7 Sample Multiplier: 1

Integration File signal 1: EVENTS.E
Integration File signal 2: EVENTS2.E
Quant Time: Jun 10 13:17:39 2021
Quant Method : I:\ACQUDATA\7890m\Methods\8081-060921.M
Quant Title : 608.3/8081B PESTICIDES
QLast Update : Wed May 19 08:31:06 2021
Response via : Initial Calibration
Integrator: ChemStation

Volume Inj. : 1uL
Signal #1 Phase : STx-CLP Signal #2 Phase: STx-CLPII
Signal #1 Info : 0.32mm 30m Signal #2 Info : 0.32mm 30m

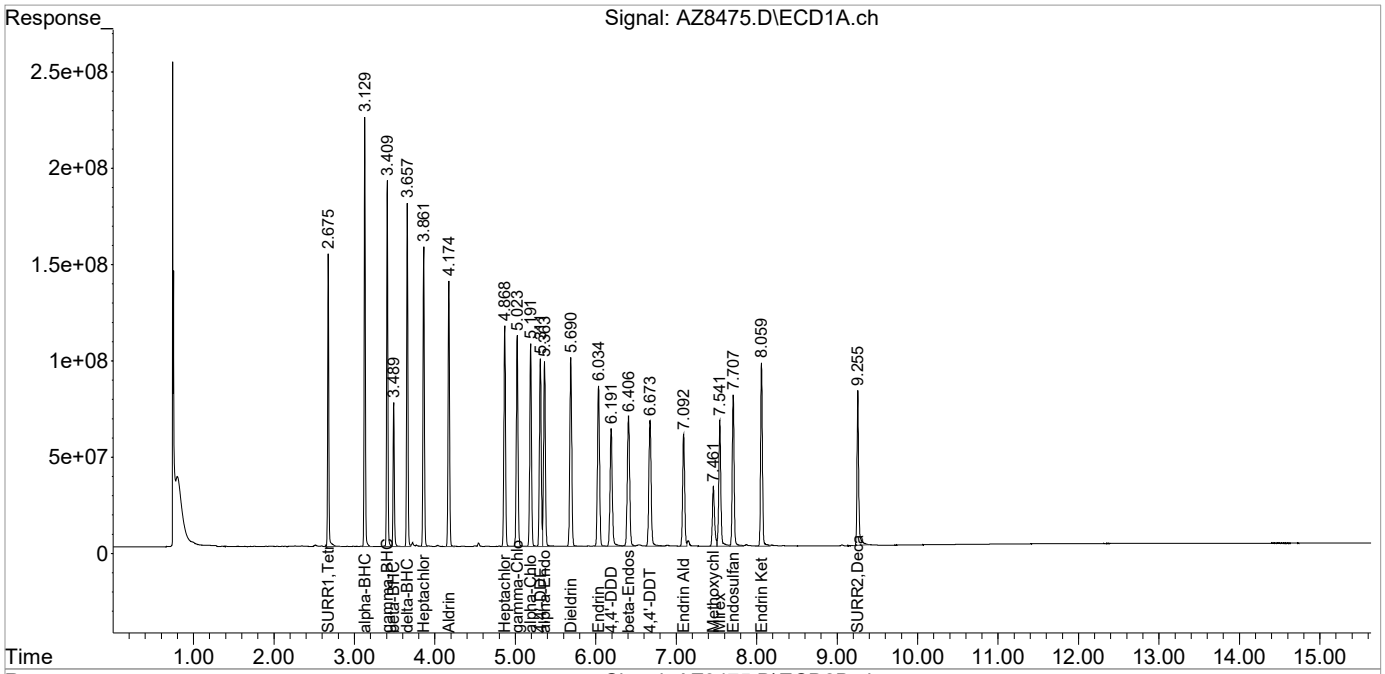

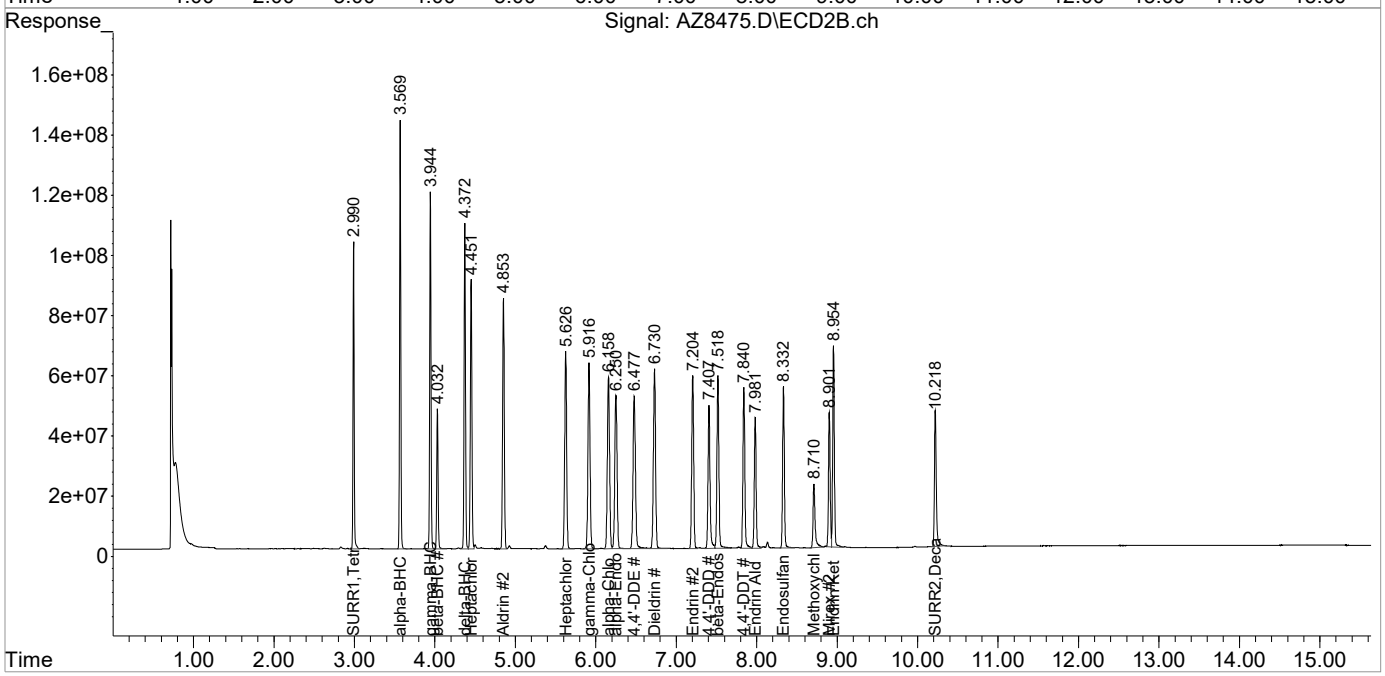

1st AF 06/11/21
2nd DM 06/14/21

Quantitation Report (QT Reviewed)

Data Path : I:\ACQUDATA\7890m\DATA\060921\
Data File : AZ8476.D
Signal(s) : Signal #1: ECD1A.ch Signal #2: ECD2B.ch
Acq On : 9 Jun 2021 4:37 pm
Operator : AFelser
Sample : 8081 MH
Misc : 8081/608 ICAL
ALS Vial : 8 Sample Multiplier: 1

Integration File signal 1: EVENTS.E
Integration File signal 2: EVENTS2.E
Quant Time: Jun 10 13:24:26 2021
Quant Method : I:\ACQUDATA\7890m\Methods\8081-060921.M
Quant Title : 608.3/8081B PESTICIDES
QLast Update : Thu Jun 10 13:23:56 2021
Response via : Initial Calibration
Integrator: ChemStation

Volume Inj. : 1uL
Signal #1 Phase : STx-CLP Signal #2 Phase: STx-CLPII
Signal #1 Info : 0.32mm 30m Signal #2 Info : 0.32mm 30m

Compound	RT#1	RT#2	Resp#1	Resp#2	ug/l	ug/l
System Monitoring Compounds						
1) S SURR1,Tet...	2.676	2.991	2930.7E6	2037.1E6	49.577	50.759
Spiked Amount 100.000 Range 30 - 150 Recovery =					49.58%	50.76%
23) S SURR2,Dec...	9.255	10.217	2396.7E6	1449.0E6	49.749	50.137
Spiked Amount 100.000 Range 30 - 150 Recovery =					49.75%	50.14%
Target Compounds						
2) tc alpha-BHC	3.130	3.571	4528.2E6	3112.1E6	51.501	52.331
3) tcm gamma-BHC (L	3.410	3.946	4023.6E6	2769.7E6	51.161	52.186
4) tcm Heptachlor	3.863	4.453	3701.8E6	2485.2E6	50.150	51.569
5) tcm Aldrin	4.176	4.855	3505.7E6	2451.7E6	50.085	51.319
6) tc beta-BHC	3.490	4.034	1635.8E6	1125.6E6	49.993	51.205
7) tc delta-BHC	3.659	4.374	3976.7E6	2754.9E6	51.421	52.405
8) tc Heptachlor E	4.870	5.628	3233.7E6	2196.9E6	49.792	50.664
9) tc alpha-Endosu	5.364	6.252	2979.8E6	2038.7E6	49.775	50.707
10) tc gamma-Chlord	5.024	5.918	3293.9E6	2308.7E6	50.108	51.600
11) tc alpha-Chlord	5.193	6.159	3164.8E6	2212.8E6	50.131	51.400
12) tc 4,4'-DDE	5.313	6.479	3005.9E6	2213.5E6	50.234	51.653
13) tcm Dieldrin	5.691	6.730	3324.2E6	2293.6E6	50.518	51.204
14) tcm Endrin	6.035	7.206	3008.0E6	1997.3E6	50.264	50.988
15) tc beta-Endosul	6.408	7.519	2804.6E6	1948.3E6	50.176	50.615
16) tc 4,4'-DDD	6.192	7.407	2484.1E6	1743.4E6	51.306	52.058
17) tcm 4,4'-DDT	6.675	7.840	2682.0E6	1813.0E6	51.380	52.615
18) tc Endrin Aldeh	7.093	7.982	2041.1E6	1361.1E6	49.809	50.426
19) tc Endosulfan S	7.708	8.333	2561.3E6	1639.4E6	50.025	51.000
20) tc Methoxychlor	7.461	8.710	1168.7E6	771.8E6	50.483	50.835
21) tc Endrin Keton	8.060	8.954	2930.8E6	1936.6E6	49.361	50.654
22) tc Mirex	7.542	8.902	2316.5E6	1311.1E6	49.021	50.671
Sum Toxaphene			0	0	N.D.	N.D.
Average Toxaphene					0.000	0.000
Sum Chlordane			0	0	N.D.	N.D.
Average Chlordane					0.000	0.000
Sum Dechlorane			0	0	N.D.	N.D.
Average Dechlorane					0.000	0.000

(f)=RT Delta > 1/2 Window (#)=Amounts differ by > 25% (m)=manual int.

Quantitation Report (QT Reviewed)

Data Path : I:\ACQUDATA\7890m\DATA\060921\
Data File : AZ8476.D
Signal(s) : Signal #1: ECD1A.ch Signal #2: ECD2B.ch
Acq On : 9 Jun 2021 4:37 pm
Operator : AFelser
Sample : 8081 MH
Misc : 8081/608 ICAL
ALS Vial : 8 Sample Multiplier: 1

Integration File signal 1: EVENTS.E
Integration File signal 2: EVENTS2.E
Quant Time: Jun 10 13:24:26 2021
Quant Method : I:\ACQUDATA\7890m\Methods\8081-060921.M
Quant Title : 608.3/8081B PESTICIDES
QLast Update : Thu Jun 10 13:23:56 2021
Response via : Initial Calibration
Integrator: ChemStation

Volume Inj. : 1uL
Signal #1 Phase : STx-CLP Signal #2 Phase: STx-CLPII
Signal #1 Info : 0.32mm 30m Signal #2 Info : 0.32mm 30m

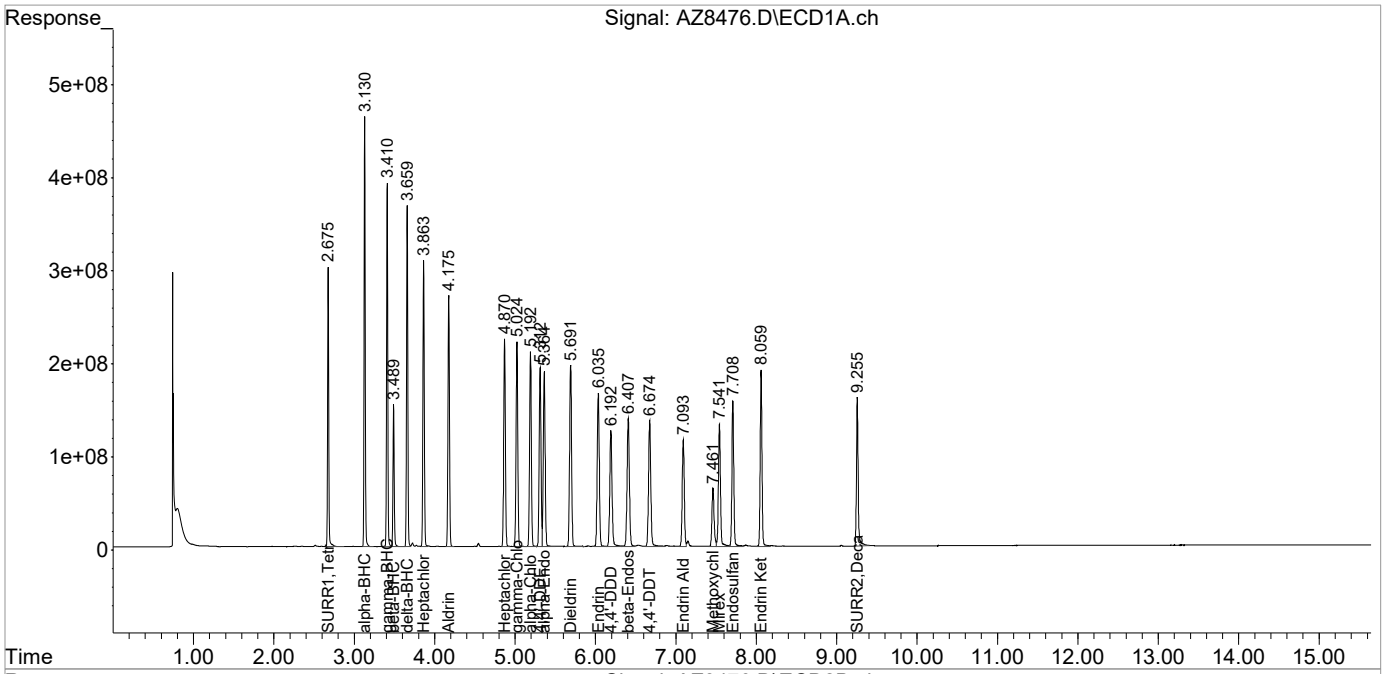

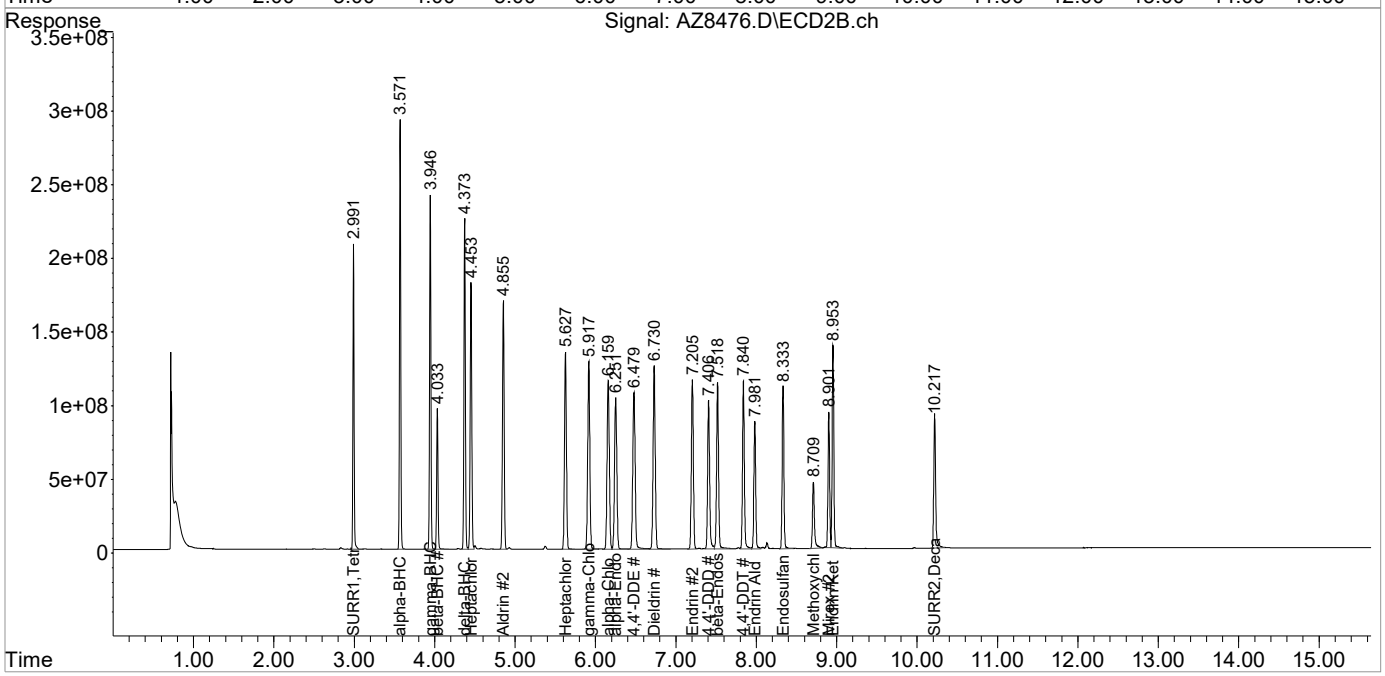

1st AF 06/11/21
2nd DM 06/14/21

Quantitation Report (QT Reviewed)

Data Path : I:\ACQUDATA\7890m\DATA\060921\
Data File : AZ8477.D
Signal(s) : Signal #1: ECD1A.ch Signal #2: ECD2B.ch
Acq On : 9 Jun 2021 4:57 pm
Operator : AFelser
Sample : 8081 H
Misc : 8081/608 ICAL
ALS Vial : 9 Sample Multiplier: 1

Integration File signal 1: EVENTS.E
Integration File signal 2: EVENTS2.E
Quant Time: Jun 10 13:24:29 2021
Quant Method : I:\ACQUDATA\7890m\Methods\8081-060921.M
Quant Title : 608.3/8081B PESTICIDES
QLast Update : Thu Jun 10 13:23:56 2021
Response via : Initial Calibration
Integrator: ChemStation

Volume Inj. : 1uL
Signal #1 Phase : STx-CLP Signal #2 Phase: STx-CLPII
Signal #1 Info : 0.32mm 30m Signal #2 Info : 0.32mm 30m

Compound	RT#1	RT#2	Resp#1	Resp#2	ug/l	ug/l
System Monitoring Compounds						
1) S SURR1,Tet...	2.676	2.991	5533.9E6	4040.5E6	93.616	100.677
Spiked Amount 100.000 Range 30 - 150 Recovery =					93.62%	100.68%
23) S SURR2,Dec...	9.255	10.216	4693.0E6	2915.3E6	97.415	100.869
Spiked Amount 100.000 Range 30 - 150 Recovery =					97.42%	100.87%
Target Compounds						
2) tc alpha-BHC	3.130	3.572	9071.2E6	6363.1E6	103.170	106.998
3) tcm gamma-BHC (L	3.410	3.947	8001.5E6	5634.7E6	101.739	106.167
4) tcm Heptachlor	3.864	4.453	7136.0E6	4733.2E6	96.673	98.217
5) tcm Aldrin	4.176	4.855	6771.5E6	4864.0E6	96.744	101.813
6) tc beta-BHC	3.490	4.034	3207.2E6	2249.6E6	98.018	102.340
7) tc delta-BHC	3.659	4.374	7882.3E6	5603.3E6	101.921	106.591
8) tc Heptachlor E	4.870	5.628	6202.6E6	4306.1E6	95.506	99.305
9) tc alpha-Endosu	5.364	6.252	5734.8E6	3997.6E6	95.794	99.427
10) tc gamma-Chlord	5.025	5.918	6362.6E6	4618.3E6	96.791	103.218
11) tc alpha-Chlord	5.192	6.160	6097.9E6	4420.4E6	96.591	102.679
12) tc 4,4'-DDE	5.313	6.479	5770.6E6	4421.2E6	96.435	103.173
13) tcm Dieldrin	5.692	6.731	6416.0E6	4530.7E6	97.505	101.149
14) tcm Endrin	6.037	7.205	5802.5E6	3924.8E6	96.961	100.192
15) tc beta-Endosul	6.409	7.519	5437.4E6	3751.3E6	97.280	97.454
16) tc 4,4'-DDD	6.193	7.407	4915.3E6	3532.9E6	101.518	105.496
17) tcm 4,4'-DDT	6.675	7.841	5298.3E6	3683.9E6	101.502	106.912
18) tc Endrin Aldeh	7.093	7.981	3967.2E6	2683.7E6	96.811	99.423
19) tc Endosulfan S	7.708	8.332	4966.3E6	3248.9E6	96.999	101.070
20) tc Methoxychlor	7.461	8.708	2284.7E6	1538.9E6	98.688	101.359
21) tc Endrin Keton	8.060	8.953	5628.8E6	3844.7E6	94.801	100.562
22) tc Mirex	7.542	8.902	4468.1E6	2646.5E6	94.551	102.283
Sum Toxaphene			0	0	N.D.	N.D.
Average Toxaphene					0.000	0.000
Sum Chlordane			0	0	N.D.	N.D.
Average Chlordane					0.000	0.000
Sum Dechlorane			0	0	N.D.	N.D.
Average Dechlorane					0.000	0.000

(f)=RT Delta > 1/2 Window (#)=Amounts differ by > 25% (m)=manual int.

Quantitation Report (QT Reviewed)

Data Path : I:\ACQUDATA\7890m\DATA\060921\
Data File : AZ8477.D
Signal(s) : Signal #1: ECD1A.ch Signal #2: ECD2B.ch
Acq On : 9 Jun 2021 4:57 pm
Operator : AFelser
Sample : 8081 H
Misc : 8081/608 ICAL
ALS Vial : 9 Sample Multiplier: 1

Integration File signal 1: EVENTS.E
Integration File signal 2: EVENTS2.E
Quant Time: Jun 10 13:24:29 2021
Quant Method : I:\ACQUDATA\7890m\Methods\8081-060921.M
Quant Title : 608.3/8081B PESTICIDES
QLast Update : Thu Jun 10 13:23:56 2021
Response via : Initial Calibration
Integrator: ChemStation

Volume Inj. : 1uL
Signal #1 Phase : STx-CLP Signal #2 Phase: STx-CLPII
Signal #1 Info : 0.32mm 30m Signal #2 Info : 0.32mm 30m

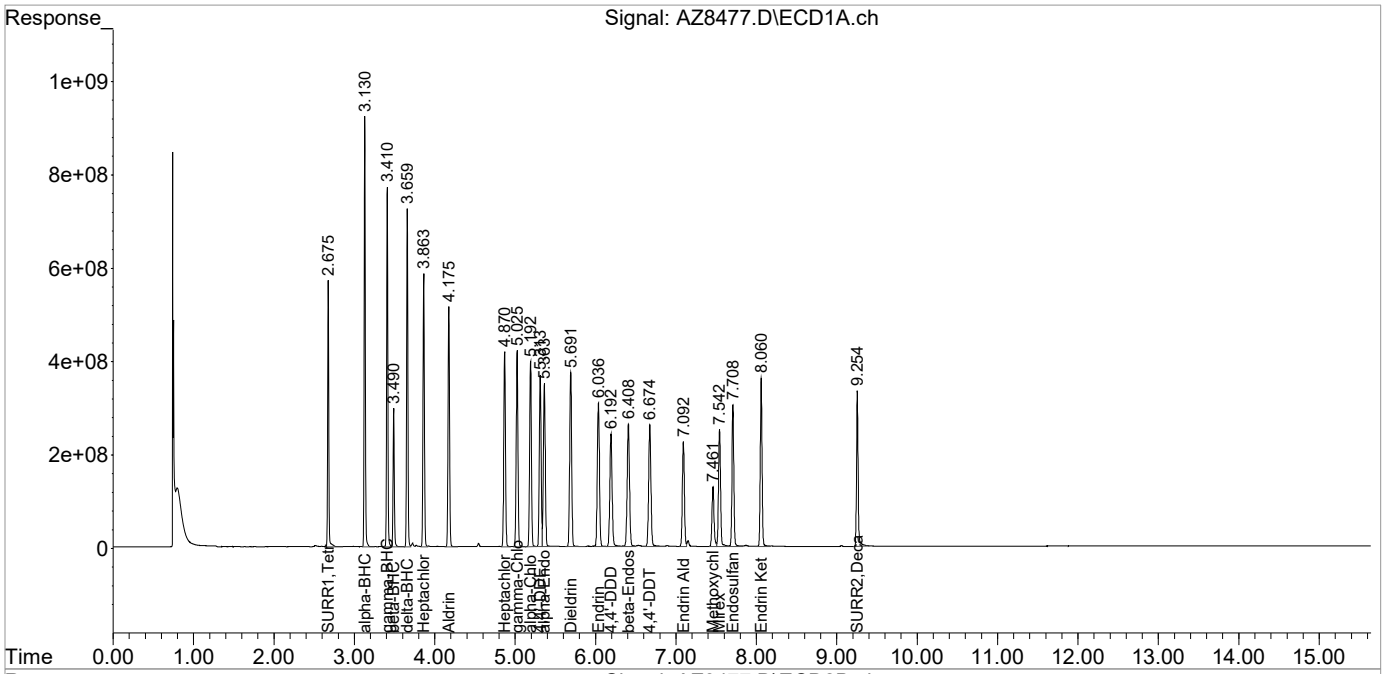

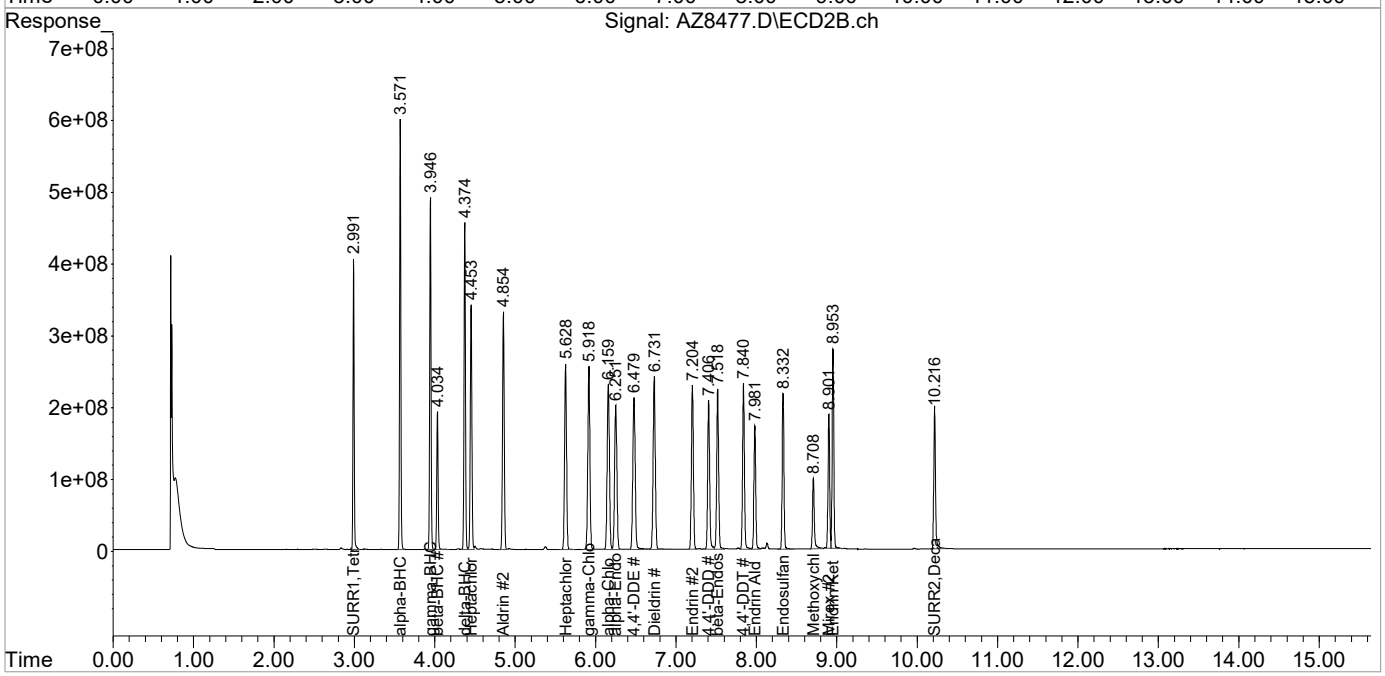

1st AF 06/11/21
2nd DM 06/14/21

Evaluate Continuing Calibration Report

Data Path : I:\ACQUDATA\7890m\DATA\060921\
Data File : AZ8478.D
Signal(s) : Signal #1: ECD1A.ch Signal #2: ECD2B.ch
Acq On : 9 Jun 2021 5:17 pm
Operator : AFelser
Sample : 8081 ICV
Misc : 8081/608 ICAL
ALS Vial : 10 Sample Multiplier: 1

Integration File signal 1: EVENTS.E
Integration File signal 2: EVENTS2.E
Quant Time: Jun 10 13:59:31 2021
Quant Method : I:\ACQUDATA\7890m\Methods\8081-060921.M
Quant Title : 608.3/8081B PESTICIDES
QLast Update : Thu Jun 10 13:58:49 2021
Response via : Initial Calibration
Integrator: ChemStation

Volume Inj. : 1uL
Signal #1 Phase : STx-CLP Signal #2 Phase: STx-CLPII
Signal #1 Info : 0.32mm 30m Signal #2 Info : 0.32mm 30m

Min. RRF : 0.000 Min. Rel. Area : 50% Max. R.T. Dev 0.50min
Max. RRF Dev : 15% Max. Rel. Area : 150%

	Compound	Amount	Calc.	%Dev	Area%	Dev(Min)
2 tc	alpha-BHC	10.000	8.340	16.6#	82	0.00
3 tcm	gamma-BHC (L	10.000	8.189	18.1#	81	0.00
4 tcm	Heptachlor	10.000	8.301	17.0#	81	0.00
5 tcm	Aldrin	10.000	8.542	14.6	83	0.00
6 tc	beta-BHC	10.000	8.263	17.4#	83	0.00
7 TC	delta-BHC	10.000	8.001	20.0#	79	0.00
8 tc	Heptachlor E	10.000	8.523	14.8	83	0.00
9 tc	alpha-Endosu	10.000	8.580	14.2	83	0.00
10 tc	gamma-Chlord	10.000	8.196	18.0#	83	0.00
11 tc	alpha-Chlord	10.000	8.475	15.3#	83	0.00
12 tc	4,4'-DDE	10.000	8.333	16.7#	81	0.00
13 tcm	Dieldrin	10.000	8.492	15.1#	83	0.00
14 tcm	Endrin	10.000	8.723	12.8	85	0.00
15 tc	beta-Endosul	10.000	8.477	15.2#	83	0.00
16 tc	4,4'-DDD	10.000	7.820	21.8#	78	0.00
17 tcm	4,4'-DDT	10.000	8.358	16.4#	83	0.00
18 tc	Endrin Aldeh	10.000	9.652	3.5	96	0.00
19 tc	Endosulfan S	10.000	8.365	16.3#	82	0.00
20 tc	Methoxychlor	10.000	8.146	18.5#	80	0.00
21 tc	Endrin Keton	10.000	8.617	13.8	83	0.00
22 tc	Mirex	5 ~~10.000~~	4.880	2.4 ~~51.2#~~	48	0.00

Signal #2

2 tc	alpha-BHC	10.000	8.297	17.0#	83	0.00
3 tcm	gamma-BHC (L	10.000	8.188	18.1#	82	0.00
4 tcm	Heptachlor	10.000	8.324	16.8#	81	0.00
5 tcm	Aldrin	10.000	8.442	15.6#	84	0.00
6 tc	beta-BHC	10.000	8.276	17.2#	83	0.00
7 tc	delta-BHC	10.000	8.018	19.8#	80	0.00
8 tc	Heptachlor E	10.000	8.412	15.9#	83	0.00
9 tc	alpha-Endosu	10.000	8.430	15.7#	84	0.00
10 tc	gamma-Chlord	10.000	8.200	18.0#	82	0.00
11 tc	alpha-Chlord	10.000	8.275	17.2#	83	0.00
12 tc	4,4'-DDE	10.000	8.170	18.3#	82	0.00
13 tcm	Dieldrin	10.000	8.334	16.7#	83	0.00
14 tcm	Endrin	10.000	8.683	13.2	85	0.00
15 tc	beta-Endosul	10.000	8.678	13.2	85	0.00
16 tc	4,4'-DDD	10.000	7.742	22.6#	78	0.00
17 tcm	4,4'-DDT	10.000	8.342	16.6#	83	0.00
18 tc	Endrin Aldeh	10.000	9.559	4.4	95	0.00
19 tc	Endosulfan S	10.000	8.301	17.0#	82	0.00
20 tc	Methoxychlor	10.000	8.386	16.1#	83	0.00
21 tc	Endrin Keton	10.000	8.486	15.1#	83	0.00

1st AF 06/11/21
2nd DM 06/14/21

Evaluate Continuing Calibration Report

Data Path : I:\ACQUDATA\7890m\DATA\060921\
Data File : AZ8478.D
Signal(s) : Signal #1: ECD1A.ch Signal #2: ECD2B.ch
Acq On : 9 Jun 2021 5:17 pm
Operator : AFelser
Sample : 8081 ICV
Misc : 8081/608 ICAL
ALS Vial : 10 Sample Multiplier: 1

Integration File signal 1: EVENTS.E
Integration File signal 2: EVENTS2.E
Quant Time: Jun 10 13:59:31 2021
Quant Method : I:\ACQUDATA\7890m\Methods\8081-060921.M
Quant Title : 608.3/8081B PESTICIDES
QLast Update : Thu Jun 10 13:58:49 2021
Response via : Initial Calibration
Integrator: ChemStation

Volume Inj. : 1uL
Signal #1 Phase : STx-CLP Signal #2 Phase: STx-CLPII
Signal #1 Info : 0.32mm 30m Signal #2 Info : 0.32mm 30m

Min. RRF : 0.000 Min. Rel. Area : 50% Max. R.T. Dev 0.50min
Max. RRF Dev : 15% Max. Rel. Area : 150%

		Compound	Amount	Calc.	%Dev	Area%	Dev(Min)
22	tc	Mirex	5 ~~10.000~~	4.319	13.6 ~~56.8#~~	44	0.00

Evaluate Continuing Calibration Report - Not Founds

1	S	SURR1,Tetrac	10.000	0.000	100.0#	0	-2.67#
23	S	SURR2,Decachlorobiphenyl	10.000	0.000	100.0#	0	-9.26#
24	L8C	Toxaphene	250.000	0.000	100.0#	0	-5.83#
25	L8C	Toxaphene{2}	250.000	0.000	100.0#	0	-6.19#
26	L8C	Toxaphene{3}	250.000	0.000	100.0#	0	-6.61#
27	L8C	Toxaphene{4}	250.000	0.000	100.0#	0	-7.25#
28	L8C	Toxaphene{5}	250.000	0.000	100.0#	0	-7.56#
29	L9C	Chlordane	50.000	0.000	100.0#	0	-3.78#
30	L9C	Chlordane{2}	50.000	0.000	100.0#	0	-4.33#
31	L9C	Chlordane{3}	50.000	0.000	100.0#	0	-4.79#
32	L9C	Chlordane{4}	50.000	0.000	100.0#	0	-5.18#
33	L9C	Chlordane{5}	50.000	0.000	100.0#	0	-6.29#
34	L10C	Dechlorane{1}	10.000	0.000	100.0#	0	-12.16#
35	L10C	Dechlorane{2}	10.000	0.000	100.0#	0	-12.59#

Signal #2

1	S	SURR1,Tetrac	10.000	0.000	100.0#	0	-2.99#
23	S	SURR2,Decachlorobiphenyl	10.000	0.000	100.0#	0	-10.22#
24	L8C	Toxaphene	250.000	0.000	100.0#	0	-6.72#
25	L8C	Toxaphene{2}	250.000	0.000	100.0#	0	-6.89#
26	L8C	Toxaphene{3}	250.000	0.000	100.0#	0	-7.64#
27	L8C	Toxaphene{4}	250.000	0.000	100.0#	0	-7.89#
28	L8C	Toxaphene{5}	250.000	0.000	100.0#	0	-8.10#
29	L9C	Chlordane	50.000	0.000	100.0#	0	-4.28#
30	L9C	Chlordane{2}	50.000	0.000	100.0#	0	-5.05#
31	L9C	Chlordane{3}	50.000	0.000	100.0#	0	-5.91#
32	L9C	Chlordane{4}	50.000	0.000	100.0#	0	-6.07#
33	L9C	Chlordane{5}	50.000	0.000	100.0#	0	-6.16#
34	L10C	Dechlorane{1}	10.000	0.000	100.0#	0	-13.98#
35	L10C	Dechlorane{2}	10.000	0.000	100.0#	0	-14.61#

(#) = Out of Range SPCC's out = 0 CCC's out = 57

Quantitation Report (QT Reviewed)

Data Path : I:\ACQUDATA\7890m\DATA\060921\
Data File : AZ8478.D
Signal(s) : Signal #1: ECD1A.ch Signal #2: ECD2B.ch
Acq On : 9 Jun 2021 5:17 pm
Operator : AFelser
Sample : 8081 ICV
Misc : 8081/608 ICAL
ALS Vial : 10 Sample Multiplier: 1

Integration File signal 1: EVENTS.E
Integration File signal 2: EVENTS2.E
Quant Time: Jun 10 13:59:31 2021
Quant Method : I:\ACQUDATA\7890m\Methods\8081-060921.M
Quant Title : 608.3/8081B PESTICIDES
QLast Update : Thu Jun 10 13:58:49 2021
Response via : Initial Calibration
Integrator: ChemStation

Volume Inj. : 1uL
Signal #1 Phase : STx-CLP Signal #2 Phase: STx-CLPII
Signal #1 Info : 0.32mm 30m Signal #2 Info : 0.32mm 30m

	Compound	RT#1	RT#2	Resp#1	Resp#2	ug/l	ug/l
	System Monitoring Compounds						
	Target Compounds						
2)	tc alpha-BHC	3.129	3.571	719.2E6	479.6E6	8.340	8.297
3)	tcm gamma-BHC (L	3.409	3.946	643.7E6	426.3E6	8.189	8.188
4)	tcm Heptachlor	3.862	4.452	615.7E6	394.5E6	8.301	8.324
5)	tcm Aldrin	4.175	4.854	590.9E6	393.4E6	8.542	8.442
6)	tc beta-BHC	3.489	4.033	284.6E6	186.0E6	8.263	8.276
7)	tc delta-BHC	3.658	4.373	613.8E6	412.7E6	8.001	8.018
8)	tc Heptachlor E	4.869	5.627	554.4E6	360.7E6	8.523	8.412
9)	tc alpha-Endosu	5.363	6.252	514.3E6	334.5E6	8.580	8.430
10)	tc gamma-Chlord	5.024	5.917	559.3E6	362.4E6	8.196	8.200
11)	tc alpha-Chlord	5.192	6.158	536.9E6	354.4E6	8.475	8.275
12)	tc 4,4'-DDE	5.312	6.479	488.6E6	341.7E6	8.333	8.170
13)	tcm Dieldrin	5.691	6.730	550.5E6	365.9E6	8.492	8.334
14)	tcm Endrin	6.035	7.205	518.9E6	334.4E6	8.723	8.683
15)	tc beta-Endosul	6.408	7.518	476.9E6	330.4E6	8.477	8.678
16)	tc 4,4'-DDD	6.192	7.408	375.7E6	256.6E6	7.820	7.742
17)	tcm 4,4'-DDT	6.675	7.840	435.9E6	281.9E6	8.358	8.342
18)	tc Endrin Aldeh	7.093	7.981	404.5E6	259.2E6	9.652	9.559
19)	tc Endosulfan S	7.708	8.332	433.9E6	267.8E6	8.365	8.301
20)	tc Methoxychlor	7.464	8.712	196.3E6	132.5E6	8.146	8.386
21)	tc Endrin Keton	8.060	8.953	516.2E6	323.4E6	8.617	8.486
22)	tc Mirex	7.542	8.901	245.4E6	116.3E6	4.880	4.319
	Sum Toxaphene			0	0	N.D.	N.D.
	Average Toxaphene					0.000	0.000
	Sum Chlordane			0	0	N.D.	N.D.
	Average Chlordane					0.000	0.000
	Sum Dechlorane			0	0	N.D.	N.D.
	Average Dechlorane					0.000	0.000

(f)=RT Delta > 1/2 Window (#)=Amounts differ by > 25% (m)=manual int.

Quantitation Report (QT Reviewed)

Data Path : I:\ACQUDATA\7890m\DATA\060921\
Data File : AZ8478.D
Signal(s) : Signal #1: ECD1A.ch Signal #2: ECD2B.ch
Acq On : 9 Jun 2021 5:17 pm
Operator : AFelser
Sample : 8081 ICV
Misc : 8081/608 ICAL
ALS Vial : 10 Sample Multiplier: 1

Integration File signal 1: EVENTS.E
Integration File signal 2: EVENTS2.E
Quant Time: Jun 10 13:59:31 2021
Quant Method : I:\ACQUDATA\7890m\Methods\8081-060921.M
Quant Title : 608.3/8081B PESTICIDES
QLast Update : Thu Jun 10 13:58:49 2021
Response via : Initial Calibration
Integrator: ChemStation

Volume Inj. : 1uL
Signal #1 Phase : STx-CLP Signal #2 Phase: STx-CLPII
Signal #1 Info : 0.32mm 30m Signal #2 Info : 0.32mm 30m

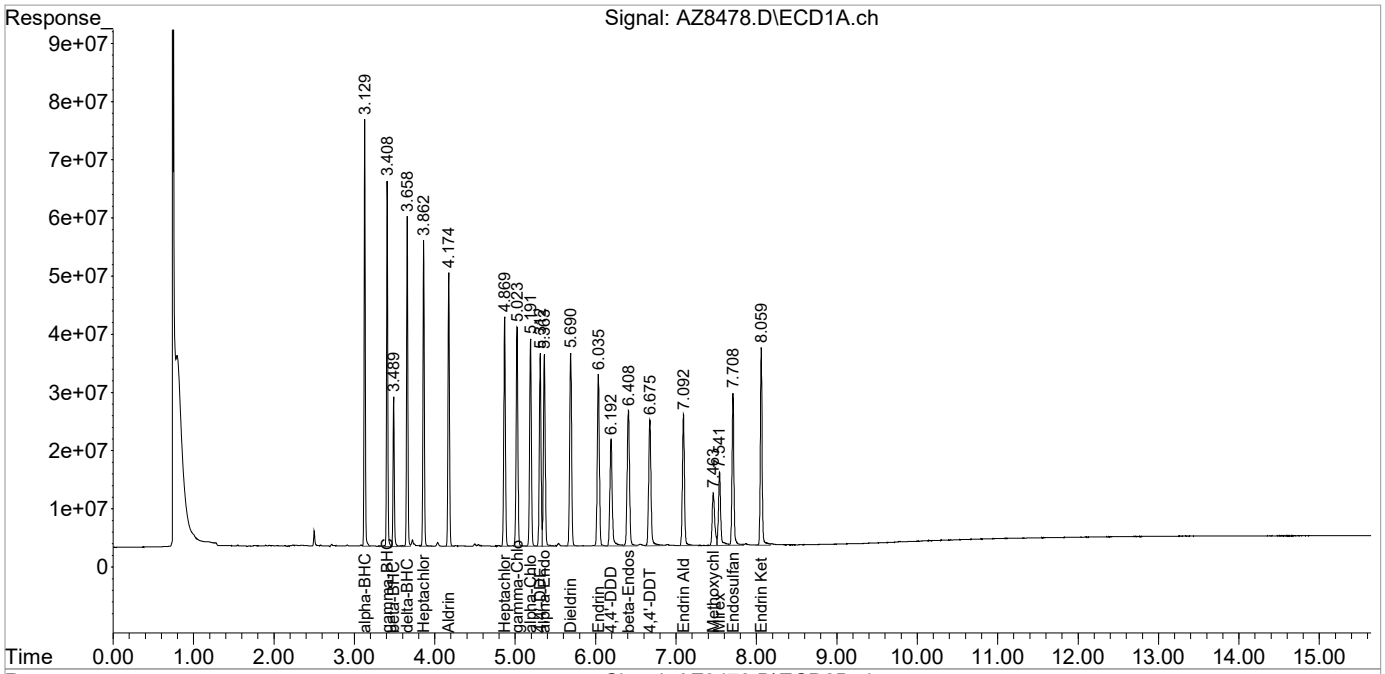

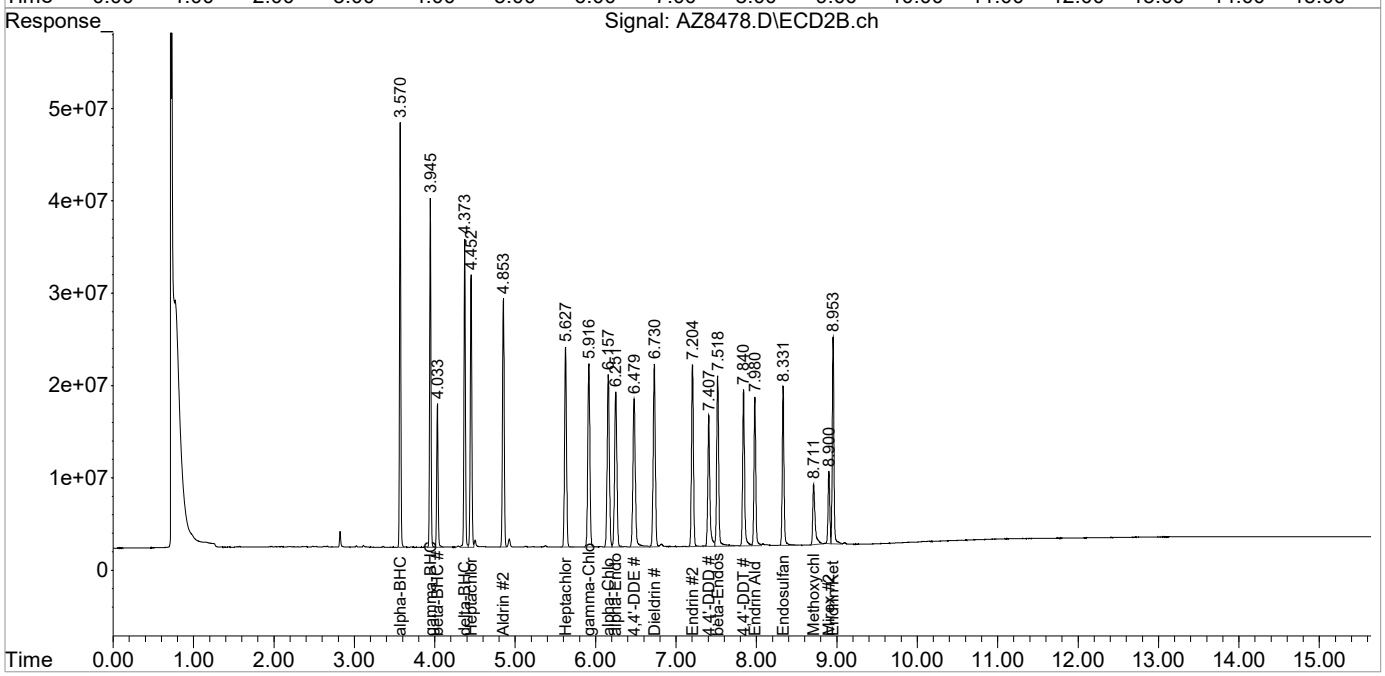

1st AF 06/11/21
2nd DM 06/14/21

Quantitation Report (QT Reviewed)

Data Path : I:\ACQUDATA\7890m\DATA\060921\
Data File : AZ8479.D
Signal(s) : Signal #1: ECD1A.ch Signal #2: ECD2B.ch
Acq On : 9 Jun 2021 5:37 pm
Operator : AFelser
Sample : TOX LL
Misc : 8081/608 ICAL
ALS Vial : 11 Sample Multiplier: 1

Integration File signal 1: EVENTS.E
Integration File signal 2: EVENTS2.E
Quant Time: Jun 10 13:24:32 2021
Quant Method : I:\ACQUDATA\7890m\Methods\8081-060921.M
Quant Title : 608.3/8081B PESTICIDES
QLast Update : Thu Jun 10 13:23:56 2021
Response via : Initial Calibration
Integrator: ChemStation

Volume Inj. : 1uL
Signal #1 Phase : STx-CLP Signal #2 Phase: STx-CLPII
Signal #1 Info : 0.32mm 30m Signal #2 Info : 0.32mm 30m

Compound	RT#1	RT#2	Resp#1	Resp#2	ug/l	ug/l
System Monitoring Compounds						
Target Compounds						
24) L8C Toxaphene	5.830	6.722	8346127	6110541	17.395	23.411 #
25) L8C Toxaphene{2}	6.193	6.888	12719084	4848562	16.599	21.398 #
26) L8C Toxaphene{3}	6.608	7.639	16137293	18298167	18.478	19.373
27) L8C Toxaphene{4}	7.246	7.892	35837742	9595632	17.239	19.485
28) L8C Toxaphene{5}	7.565	8.098	48388865	11495385	18.829	18.359
Sum Toxaphene			121.4E6	50348286	88.540	102.026
Average Toxaphene					17.708	20.405
Sum Chlordane			0	0	N.D.	N.D.
Average Chlordane					0.000	0.000
Sum Dechlorane			0	0	N.D.	N.D.
Average Dechlorane					0.000	0.000

(f)=RT Delta > 1/2 Window (#)=Amounts differ by > 25% (m)=manual int.

Quantitation Report (QT Reviewed)

Data Path : I:\ACQUDATA\7890m\DATA\060921\
Data File : AZ8479.D
Signal(s) : Signal #1: ECD1A.ch Signal #2: ECD2B.ch
Acq On : 9 Jun 2021 5:37 pm
Operator : AFelser
Sample : TOX LL
Misc : 8081/608 ICAL
ALS Vial : 11 Sample Multiplier: 1

Integration File signal 1: EVENTS.E
Integration File signal 2: EVENTS2.E
Quant Time: Jun 10 13:24:32 2021
Quant Method : I:\ACQUDATA\7890m\Methods\8081-060921.M
Quant Title : 608.3/8081B PESTICIDES
QLast Update : Thu Jun 10 13:23:56 2021
Response via : Initial Calibration
Integrator: ChemStation

Volume Inj. : 1uL
Signal #1 Phase : STx-CLP Signal #2 Phase: STx-CLPII
Signal #1 Info : 0.32mm 30m Signal #2 Info : 0.32mm 30m

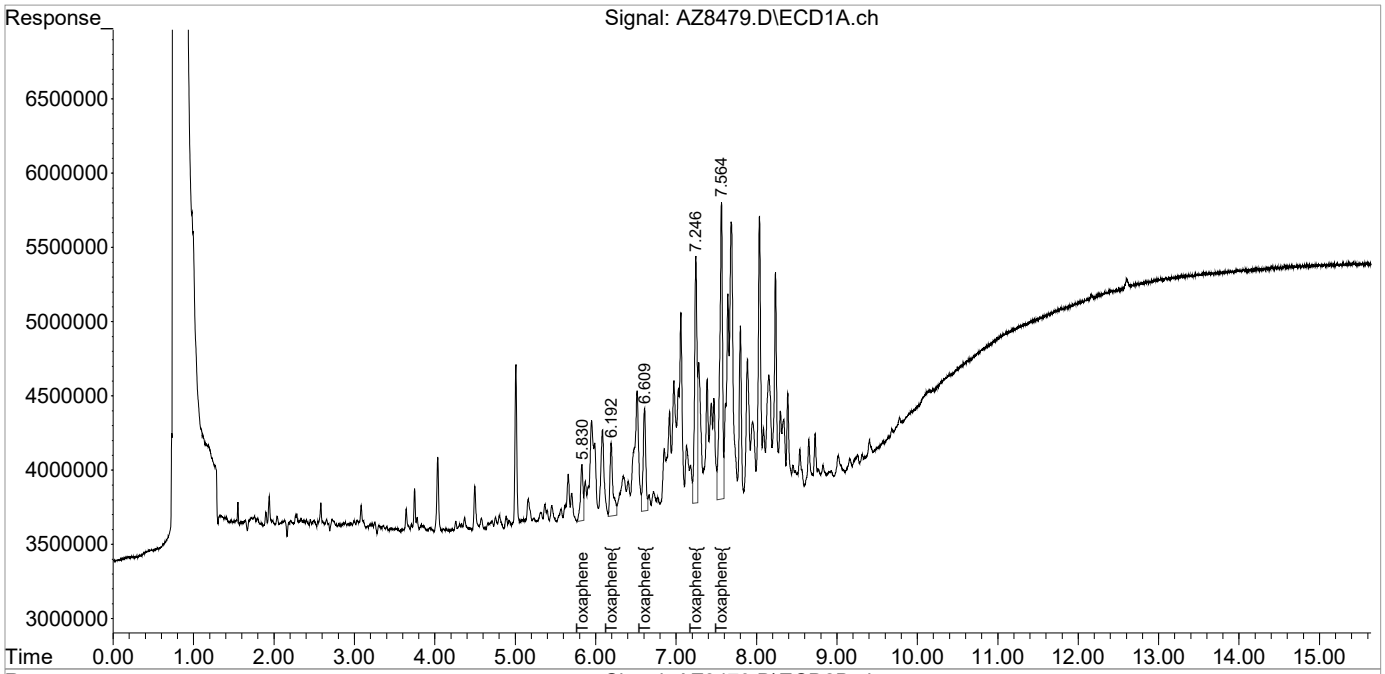

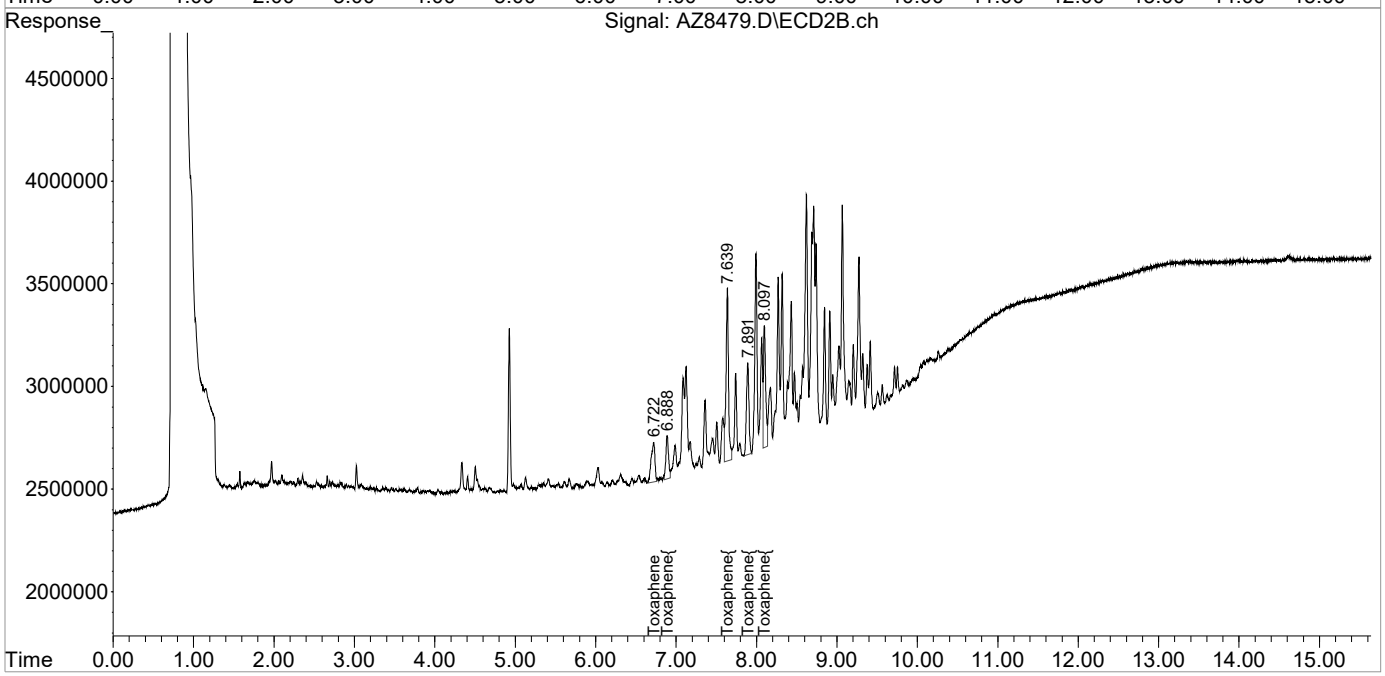

1st AF 06/11/21
2nd DM 06/14/21

Quantitation Report (QT Reviewed)

Data Path : I:\ACQUDATA\7890m\DATA\060921\
Data File : AZ8480.D
Signal(s) : Signal #1: ECD1A.ch Signal #2: ECD2B.ch
Acq On : 9 Jun 2021 5:57 pm
Operator : AFelser
Sample : TOX L
Misc : 8081/608 ICAL
ALS Vial : 12 Sample Multiplier: 1

Integration File signal 1: EVENTS.E
Integration File signal 2: EVENTS2.E
Quant Time: Jun 10 13:24:35 2021
Quant Method : I:\ACQUDATA\7890m\Methods\8081-060921.M
Quant Title : 608.3/8081B PESTICIDES
QLast Update : Thu Jun 10 13:23:56 2021
Response via : Initial Calibration
Integrator: ChemStation

Volume Inj. : 1uL
Signal #1 Phase : STx-CLP Signal #2 Phase: STx-CLPII
Signal #1 Info : 0.32mm 30m Signal #2 Info : 0.32mm 30m

Compound	RT#1	RT#2	Resp#1	Resp#2	ug/l	ug/l
System Monitoring Compounds						
Target Compounds						
24) L8C Toxaphene	5.830	6.723	49736612	28116202	103.663	107.720
25) L8C Toxaphene{2}	6.193	6.890	79098981	23785255	103.229	104.972
26) L8C Toxaphene{3}	6.609	7.639	89427877	92334314	102.398	97.756
27) L8C Toxaphene{4}	7.247	7.893	193.2E6	49722895	92.946	100.967
28) L8C Toxaphene{5}	7.566	8.099	257.4E6	59772862	100.161	95.462
Sum Toxaphene			668.9E6	253.7E6	502.397	506.877
Average Toxaphene					100.479	101.375
Sum Chlordane			0	0	N.D.	N.D.
Average Chlordane					0.000	0.000
Sum Dechlorane			0	0	N.D.	N.D.
Average Dechlorane					0.000	0.000

(f)=RT Delta > 1/2 Window (#)=Amounts differ by > 25% (m)=manual int.

Quantitation Report (QT Reviewed)

Data Path : I:\ACQUDATA\7890m\DATA\060921\
Data File : AZ8480.D
Signal(s) : Signal #1: ECD1A.ch Signal #2: ECD2B.ch
Acq On : 9 Jun 2021 5:57 pm
Operator : AFelser
Sample : TOX L
Misc : 8081/608 ICAL
ALS Vial : 12 Sample Multiplier: 1

Integration File signal 1: EVENTS.E
Integration File signal 2: EVENTS2.E
Quant Time: Jun 10 13:24:35 2021
Quant Method : I:\ACQUDATA\7890m\Methods\8081-060921.M
Quant Title : 608.3/8081B PESTICIDES
QLast Update : Thu Jun 10 13:23:56 2021
Response via : Initial Calibration
Integrator: ChemStation

Volume Inj. : 1uL
Signal #1 Phase : STx-CLP Signal #2 Phase: STx-CLPII
Signal #1 Info : 0.32mm 30m Signal #2 Info : 0.32mm 30m

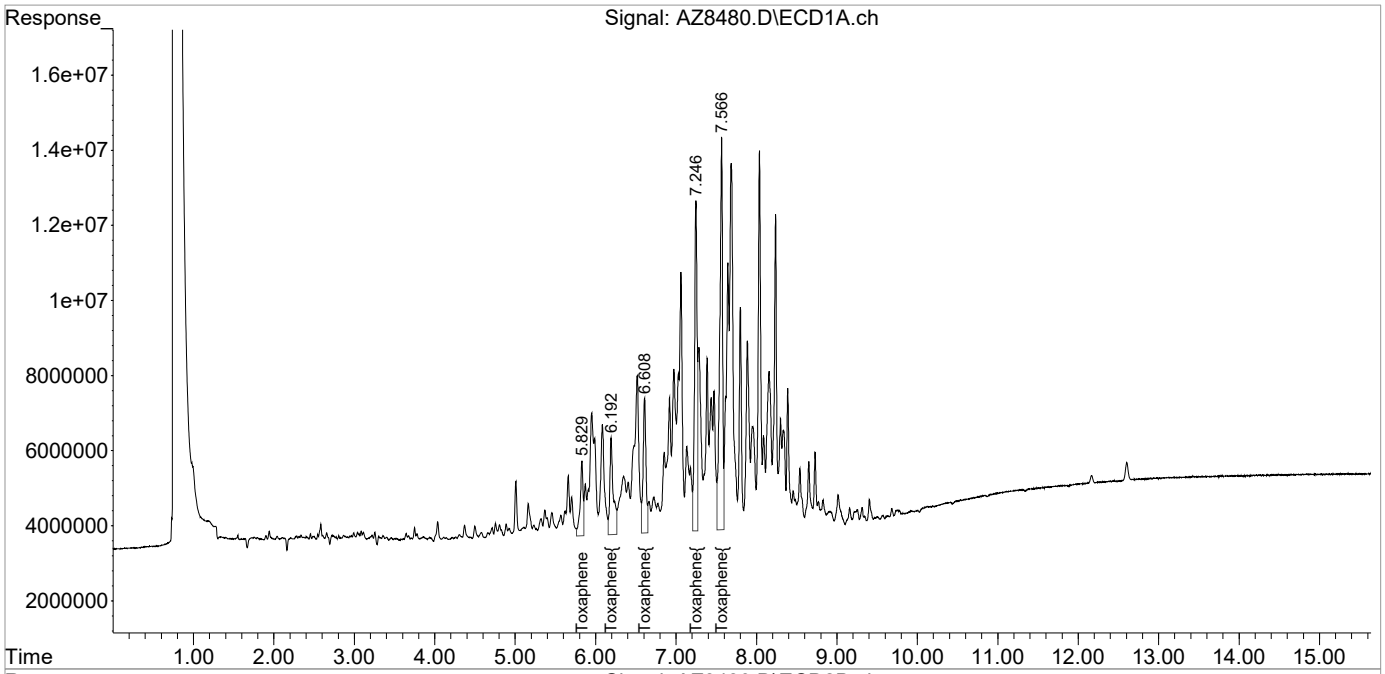

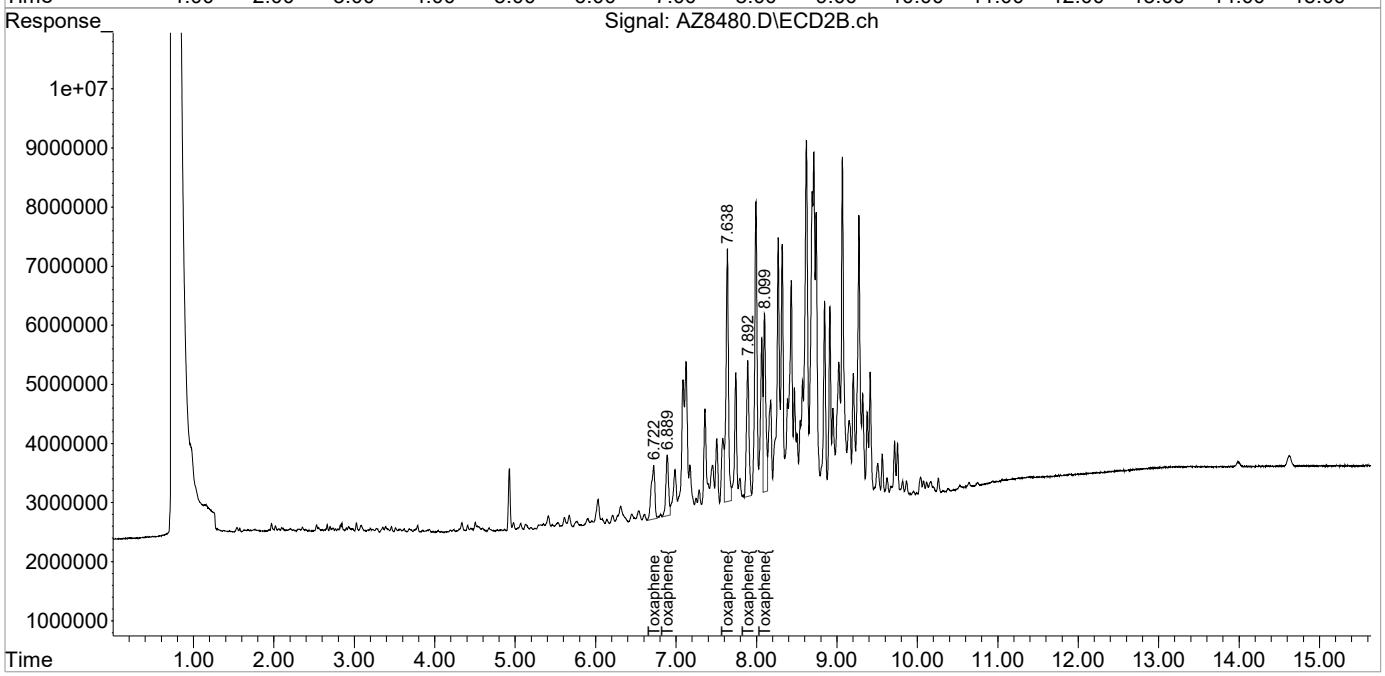

Quantitation Report (QT Reviewed)

Data Path : I:\ACQUDATA\7890m\DATA\060921\
Data File : AZ8481.D
Signal(s) : Signal #1: ECD1A.ch Signal #2: ECD2B.ch
Acq On : 9 Jun 2021 6:17 pm
Operator : AFelser
Sample : TOX ML
Misc : 8081/608 ICAL
ALS Vial : 13 Sample Multiplier: 1

Integration File signal 1: EVENTS.E
Integration File signal 2: EVENTS2.E
Quant Time: Jun 10 13:24:38 2021
Quant Method : I:\ACQUDATA\7890m\Methods\8081-060921.M
Quant Title : 608.3/8081B PESTICIDES
QLast Update : Thu Jun 10 13:23:56 2021
Response via : Initial Calibration
Integrator: ChemStation

Volume Inj. : 1uL
Signal #1 Phase : STx-CLP Signal #2 Phase: STx-CLPII
Signal #1 Info : 0.32mm 30m Signal #2 Info : 0.32mm 30m

Compound	RT#1	RT#2	Resp#1	Resp#2	ug/l	ug/l
System Monitoring Compounds						
Target Compounds						
24) L8C Toxaphene	5.830	6.721	127.1E6	68739456	264.957	263.357
25) L8C Toxaphene{2}	6.193	6.890	204.1E6	62688598	266.412	276.666
26) L8C Toxaphene{3}	6.608	7.637	234.5E6	250.7E6	268.478	265.415
27) L8C Toxaphene{4}	7.246	7.892	529.7E6	131.1E6	254.791	266.263
28) L8C Toxaphene{5}	7.565	8.099	698.0E6	164.5E6	271.601	262.748
Sum Toxaphene			1793.4E6	677.8E6	1326.239	1334.449
Average Toxaphene					265.248	266.890
Sum Chlordane			0	0	N.D.	N.D.
Average Chlordane					0.000	0.000
Sum Dechlorane			0	0	N.D.	N.D.
Average Dechlorane					0.000	0.000

(f)=RT Delta > 1/2 Window (#)=Amounts differ by > 25% (m)=manual int.

Quantitation Report (QT Reviewed)

Data Path : I:\ACQUDATA\7890m\DATA\060921\
Data File : AZ8481.D
Signal(s) : Signal #1: ECD1A.ch Signal #2: ECD2B.ch
Acq On : 9 Jun 2021 6:17 pm
Operator : AFelser
Sample : TOX ML
Misc : 8081/608 ICAL
ALS Vial : 13 Sample Multiplier: 1

Integration File signal 1: EVENTS.E
Integration File signal 2: EVENTS2.E
Quant Time: Jun 10 13:24:38 2021
Quant Method : I:\ACQUDATA\7890m\Methods\8081-060921.M
Quant Title : 608.3/8081B PESTICIDES
QLast Update : Thu Jun 10 13:23:56 2021
Response via : Initial Calibration
Integrator: ChemStation

Volume Inj. : 1uL
Signal #1 Phase : STx-CLP Signal #2 Phase: STx-CLPII
Signal #1 Info : 0.32mm 30m Signal #2 Info : 0.32mm 30m

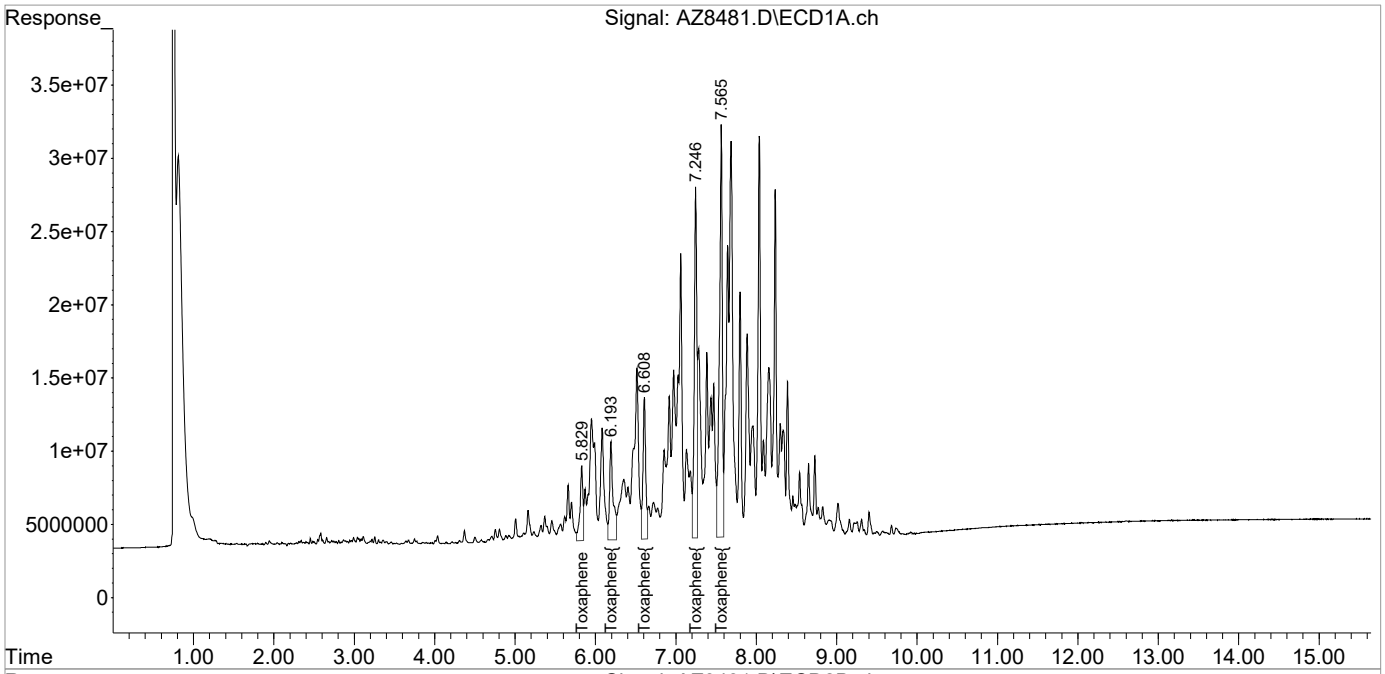

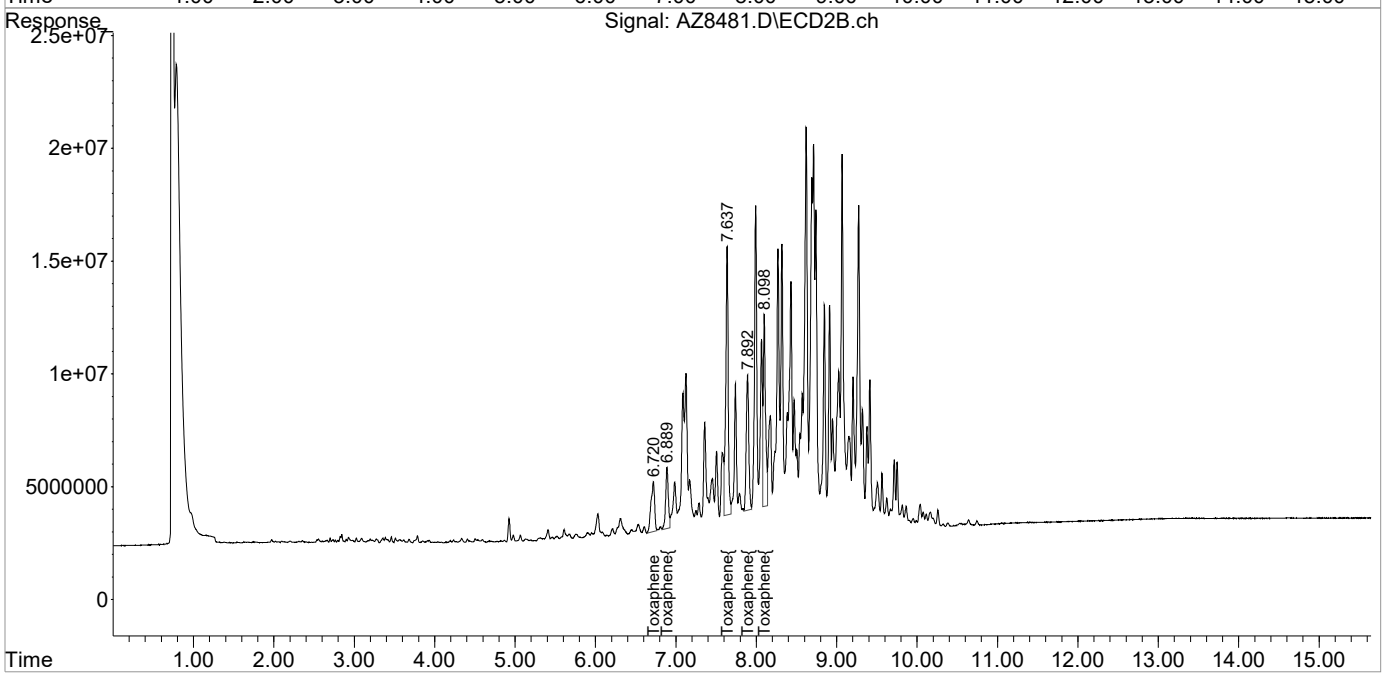

Quantitation Report (QT Reviewed)

Data Path : I:\ACQUDATA\7890m\DATA\060921\
Data File : AZ8482.D
Signal(s) : Signal #1: ECD1A.ch Signal #2: ECD2B.ch
Acq On : 9 Jun 2021 6:38 pm
Operator : AFelser
Sample : TOX M
Misc : 8081/608 ICAL
ALS Vial : 14 Sample Multiplier: 1

Integration File signal 1: EVENTS.E
Integration File signal 2: EVENTS2.E
Quant Time: Jun 10 13:17:42 2021
Quant Method : I:\ACQUDATA\7890m\Methods\8081-060921.M
Quant Title : 608.3/8081B PESTICIDES
QLast Update : Wed May 19 08:31:06 2021
Response via : Initial Calibration
Integrator: ChemStation

Volume Inj. : 1uL
Signal #1 Phase : STx-CLP Signal #2 Phase: STx-CLPII
Signal #1 Info : 0.32mm 30m Signal #2 Info : 0.32mm 30m

Compound	RT#1	RT#2	Resp#1	Resp#2	ug/l	ug/l
System Monitoring Compounds						
Target Compounds						
24) L8C Toxaphene	5.830f	6.723	239.9E6	130.5E6	627.621	491.456
25) L8C Toxaphene{2}	6.193f	6.888	383.1E6	113.3E6	637.837	530.043
26) L8C Toxaphene{3}	6.608f	7.637	436.7E6	472.3E6	611.929	619.836
27) L8C Toxaphene{4}	7.247f	7.892	1039.4E6	246.2E6	634.251	600.335
28) L8C Toxaphene{5}	7.565f	8.099	1284.9E6	313.1E6	635.110	638.007
Sum Toxaphene			3384.1E6	1275.4E6	3146.748	2879.677
Average Toxaphene					629.350	575.935
Sum Chlordane			0	0	N.D.	N.D.
Average Chlordane					0.000	0.000
Sum Dechlorane			0	0	N.D.	N.D.
Average Dechlorane					0.000	0.000

(f)=RT Delta > 1/2 Window (#)=Amounts differ by > 25% (m)=manual int.

Quantitation Report (QT Reviewed)

Data Path : I:\ACQUDATA\7890m\DATA\060921\
Data File : AZ8482.D
Signal(s) : Signal #1: ECD1A.ch Signal #2: ECD2B.ch
Acq On : 9 Jun 2021 6:38 pm
Operator : AFelser
Sample : TOX M
Misc : 8081/608 ICAL
ALS Vial : 14 Sample Multiplier: 1

Integration File signal 1: EVENTS.E
Integration File signal 2: EVENTS2.E
Quant Time: Jun 10 13:17:42 2021
Quant Method : I:\ACQUDATA\7890m\Methods\8081-060921.M
Quant Title : 608.3/8081B PESTICIDES
QLast Update : Wed May 19 08:31:06 2021
Response via : Initial Calibration
Integrator: ChemStation

Volume Inj. : 1uL
Signal #1 Phase : STx-CLP Signal #2 Phase: STx-CLPII
Signal #1 Info : 0.32mm 30m Signal #2 Info : 0.32mm 30m

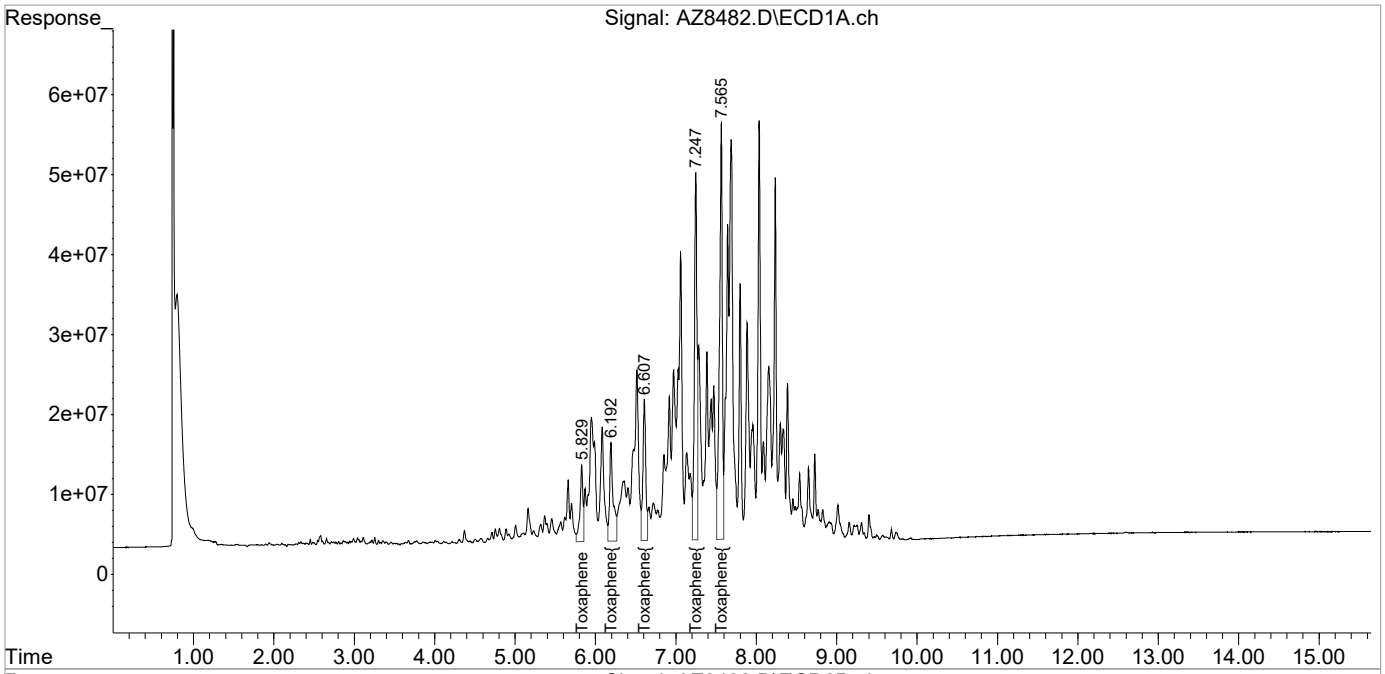

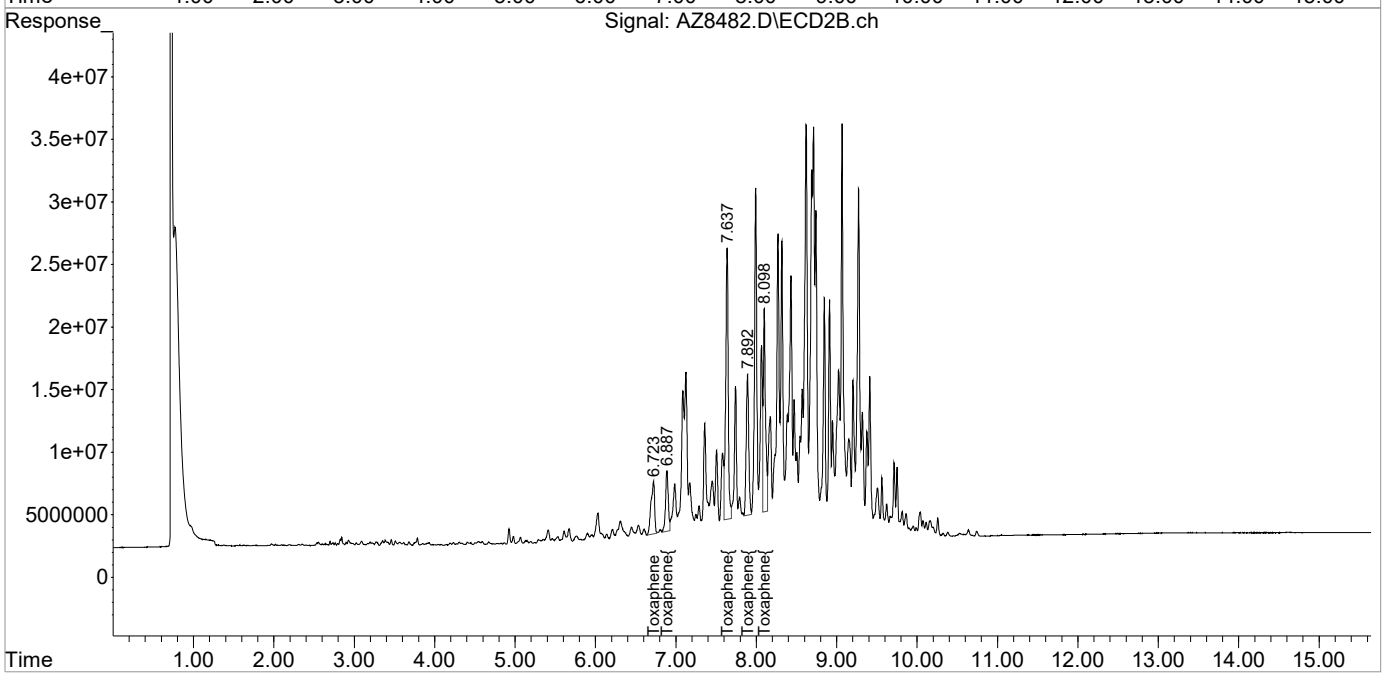

1st AF 06/11/21
2nd DM 06/14/21

Quantitation Report (QT Reviewed)

Data Path : I:\ACQUDATA\7890m\DATA\060921\
Data File : AZ8483.D
Signal(s) : Signal #1: ECD1A.ch Signal #2: ECD2B.ch
Acq On : 9 Jun 2021 6:58 pm
Operator : AFelser
Sample : TOX MH
Misc : 8081/608 ICAL
ALS Vial : 15 Sample Multiplier: 1

Integration File signal 1: EVENTS.E
Integration File signal 2: EVENTS2.E
Quant Time: Jun 10 13:24:41 2021
Quant Method : I:\ACQUDATA\7890m\Methods\8081-060921.M
Quant Title : 608.3/8081B PESTICIDES
QLast Update : Thu Jun 10 13:23:56 2021
Response via : Initial Calibration
Integrator: ChemStation

Volume Inj. : 1uL
Signal #1 Phase : STx-CLP Signal #2 Phase: STx-CLPII
Signal #1 Info : 0.32mm 30m Signal #2 Info : 0.32mm 30m

Compound	RT#1	RT#2	Resp#1	Resp#2	ug/l	ug/l
System Monitoring Compounds						
Target Compounds						
24) L8C Toxaphene	5.828	6.723	362.7E6	194.2E6	755.933	744.029
25) L8C Toxaphene{2}	6.193	6.888	579.8E6	172.8E6	756.690	762.695
26) L8C Toxaphene{3}	6.609	7.638	660.8E6	735.6E6	756.630	778.779
27) L8C Toxaphene{4}	7.247	7.892	1600.2E6	378.7E6	769.741	769.075
28) L8C Toxaphene{5}	7.564	8.097	1983.8E6	495.7E6	771.954	791.614
Sum Toxaphene			5187.3E6	1977.0E6	3810.948	3846.192
Average Toxaphene					762.190	769.238
Sum Chlordane			0	0	N.D.	N.D.
Average Chlordane					0.000	0.000
Sum Dechlorane			0	0	N.D.	N.D.
Average Dechlorane					0.000	0.000

(f)=RT Delta > 1/2 Window (#)=Amounts differ by > 25% (m)=manual int.

Quantitation Report (QT Reviewed)

Data Path : I:\ACQUDATA\7890m\DATA\060921\
Data File : AZ8483.D
Signal(s) : Signal #1: ECD1A.ch Signal #2: ECD2B.ch
Acq On : 9 Jun 2021 6:58 pm
Operator : AFelser
Sample : TOX MH
Misc : 8081/608 ICAL
ALS Vial : 15 Sample Multiplier: 1

Integration File signal 1: EVENTS.E
Integration File signal 2: EVENTS2.E
Quant Time: Jun 10 13:24:41 2021
Quant Method : I:\ACQUDATA\7890m\Methods\8081-060921.M
Quant Title : 608.3/8081B PESTICIDES
QLast Update : Thu Jun 10 13:23:56 2021
Response via : Initial Calibration
Integrator: ChemStation

Volume Inj. : 1uL
Signal #1 Phase : STx-CLP Signal #2 Phase: STx-CLPII
Signal #1 Info : 0.32mm 30m Signal #2 Info : 0.32mm 30m

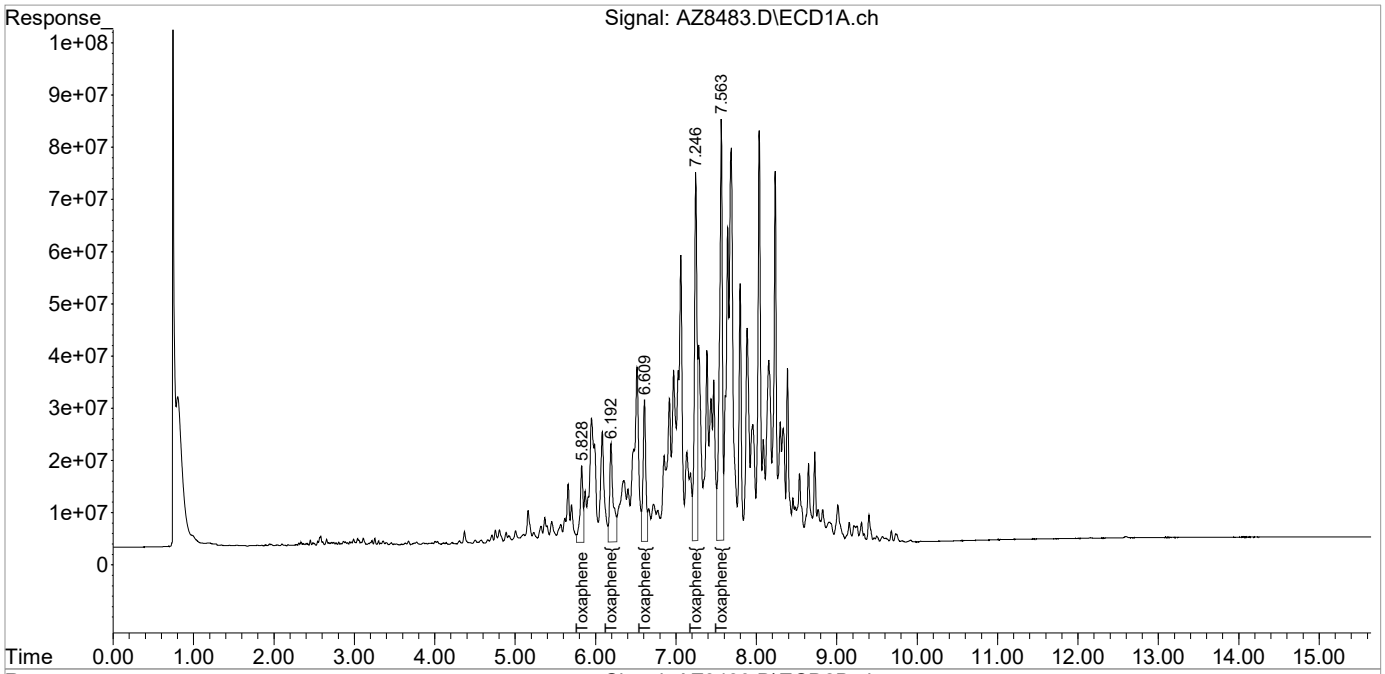

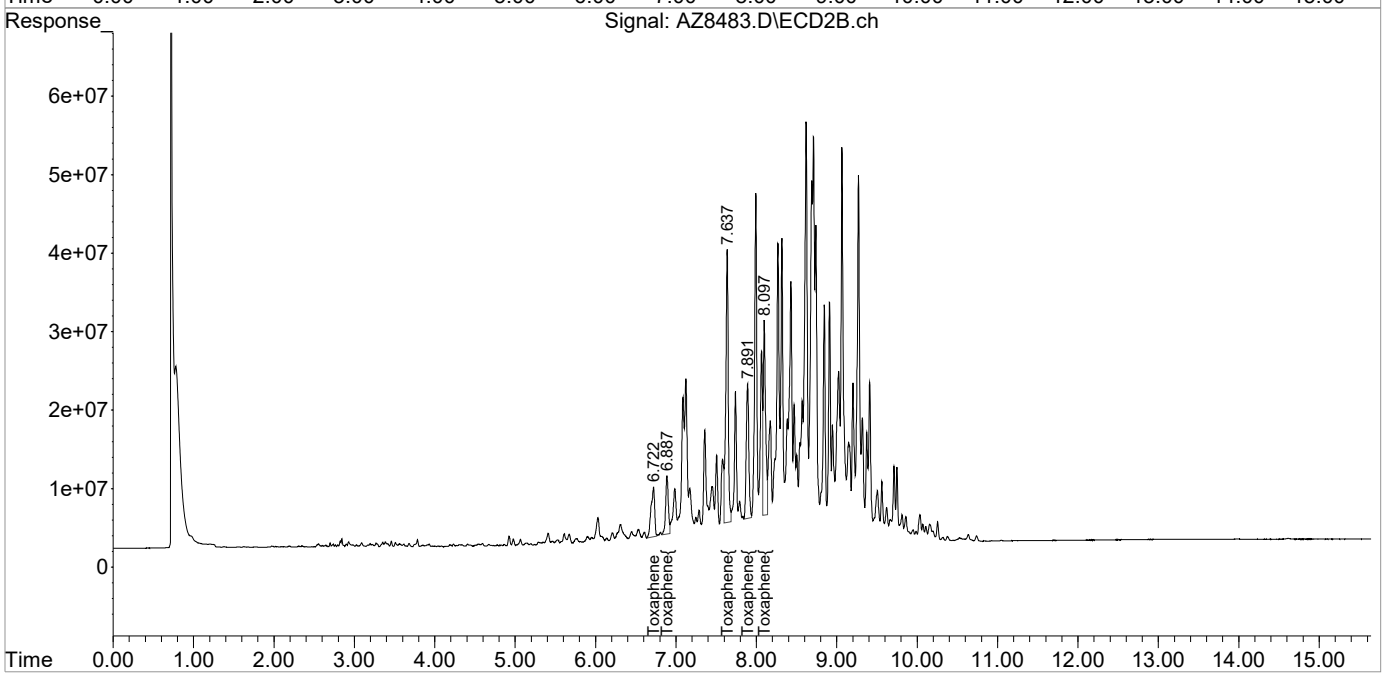

1st AF 06/11/21
2nd DM 06/14/21

Quantitation Report (QT Reviewed)

Data Path : I:\ACQUDATA\7890m\DATA\060921\
Data File : AZ8484.D
Signal(s) : Signal #1: ECD1A.ch Signal #2: ECD2B.ch
Acq On : 9 Jun 2021 7:18 pm
Operator : AFelser
Sample : TOX H
Misc : 8081/608 ICAL
ALS Vial : 16 Sample Multiplier: 1

Integration File signal 1: EVENTS.E
Integration File signal 2: EVENTS2.E
Quant Time: Jun 10 13:24:44 2021
Quant Method : I:\ACQUDATA\7890m\Methods\8081-060921.M
Quant Title : 608.3/8081B PESTICIDES
QLast Update : Thu Jun 10 13:23:56 2021
Response via : Initial Calibration
Integrator: ChemStation

Volume Inj. : 1uL
Signal #1 Phase : STx-CLP Signal #2 Phase: STx-CLPII
Signal #1 Info : 0.32mm 30m Signal #2 Info : 0.32mm 30m

Compound	RT#1	RT#2	Resp#1	Resp#2	ug/l	ug/l
System Monitoring Compounds						
Target Compounds						
24) L8C Toxaphene	5.830	6.722	460.1E6	250.3E6	958.911	958.893
25) L8C Toxaphene{2}	6.192	6.889	743.3E6	220.9E6	970.015	974.917
26) L8C Toxaphene{3}	6.608	7.638	847.1E6	945.0E6	969.967	1000.466
27) L8C Toxaphene{4}	7.246	7.891	2029.0E6	490.4E6	975.994	995.845
28) L8C Toxaphene{5}	7.564	8.098	2510.6E6	643.2E6	976.927	1027.255
Sum Toxaphene			6590.0E6	2549.8E6	4851.814	4957.377
Average Toxaphene					970.363	991.475
Sum Chlordane			0	0	N.D.	N.D.
Average Chlordane					0.000	0.000
Sum Dechlorane			0	0	N.D.	N.D.
Average Dechlorane					0.000	0.000

(f)=RT Delta > 1/2 Window (#)=Amounts differ by > 25% (m)=manual int.

Quantitation Report (QT Reviewed)

Data Path : I:\ACQUDATA\7890m\DATA\060921\
Data File : AZ8484.D
Signal(s) : Signal #1: ECD1A.ch Signal #2: ECD2B.ch
Acq On : 9 Jun 2021 7:18 pm
Operator : AFelser
Sample : TOX H
Misc : 8081/608 ICAL
ALS Vial : 16 Sample Multiplier: 1

Integration File signal 1: EVENTS.E
Integration File signal 2: EVENTS2.E
Quant Time: Jun 10 13:24:44 2021
Quant Method : I:\ACQUDATA\7890m\Methods\8081-060921.M
Quant Title : 608.3/8081B PESTICIDES
QLast Update : Thu Jun 10 13:23:56 2021
Response via : Initial Calibration
Integrator: ChemStation

Volume Inj. : 1uL
Signal #1 Phase : STx-CLP Signal #2 Phase: STx-CLPII
Signal #1 Info : 0.32mm 30m Signal #2 Info : 0.32mm 30m

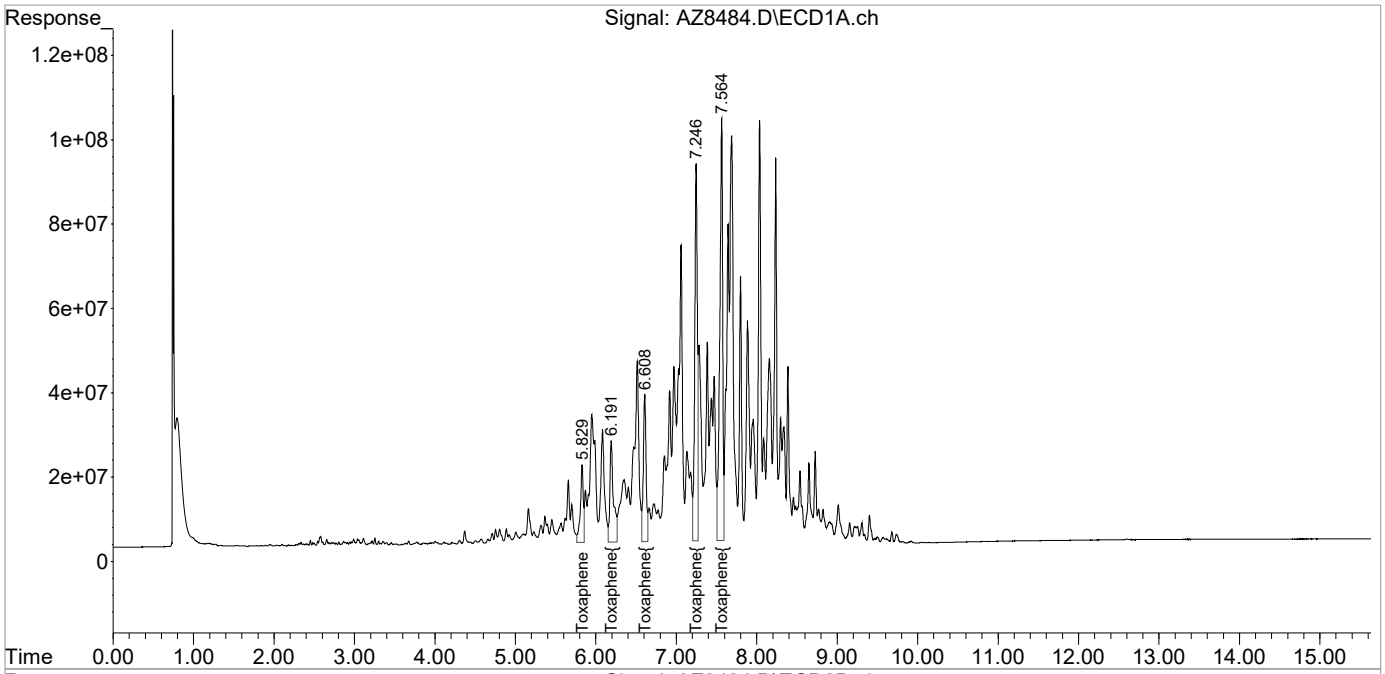

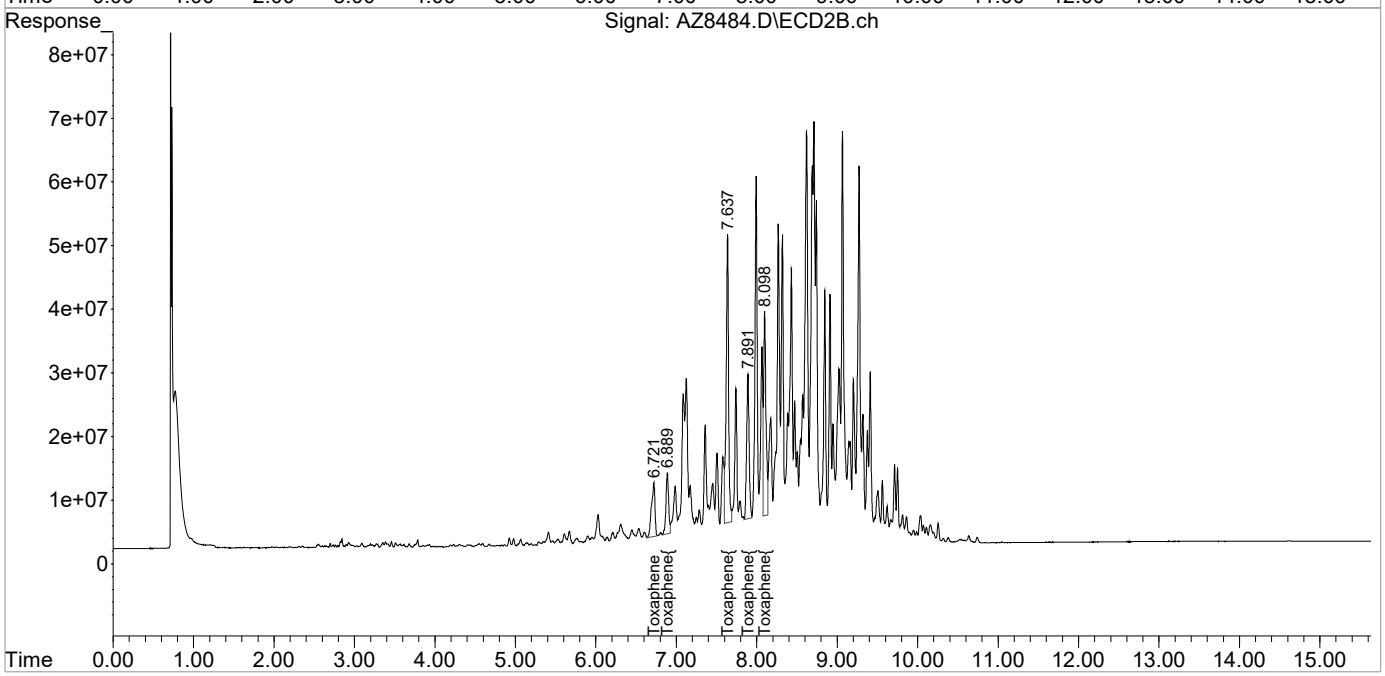

1st AF 06/11/21
2nd DM 06/14/21

Quantitation Report (Qedit)

Data Path : I:\ACQUDATA\7890m\DATA\060921\
Data File : AZ8485.D
Signal(s) : Signal #1: ECD1A.ch Signal #2: ECD2B.ch
Acq On : 9 Jun 2021 7:38 pm
Operator : AFelser
Sample : TOX ICV
Misc : 8081/608 ICAL
ALS Vial : 17 Sample Multiplier: 1

Integration File signal 1: EVENTS.E
Integration File signal 2: EVENTS2.E
Quant Time: Jun 10 13:59:34 2021
Quant Method : I:\ACQUDATA\7890m\Methods\8081-060921.M
Quant Title : 608.3/8081B PESTICIDES
QLast Update : Thu Jun 10 13:58:49 2021
Response via : Initial Calibration
Integrator: ChemStation

Volume Inj. : 1uL
Signal #1 Phase : STx-CLP Signal #2 Phase: STx-CLPII
Signal #1 Info : 0.32mm 30m Signal #2 Info : 0.32mm 30m

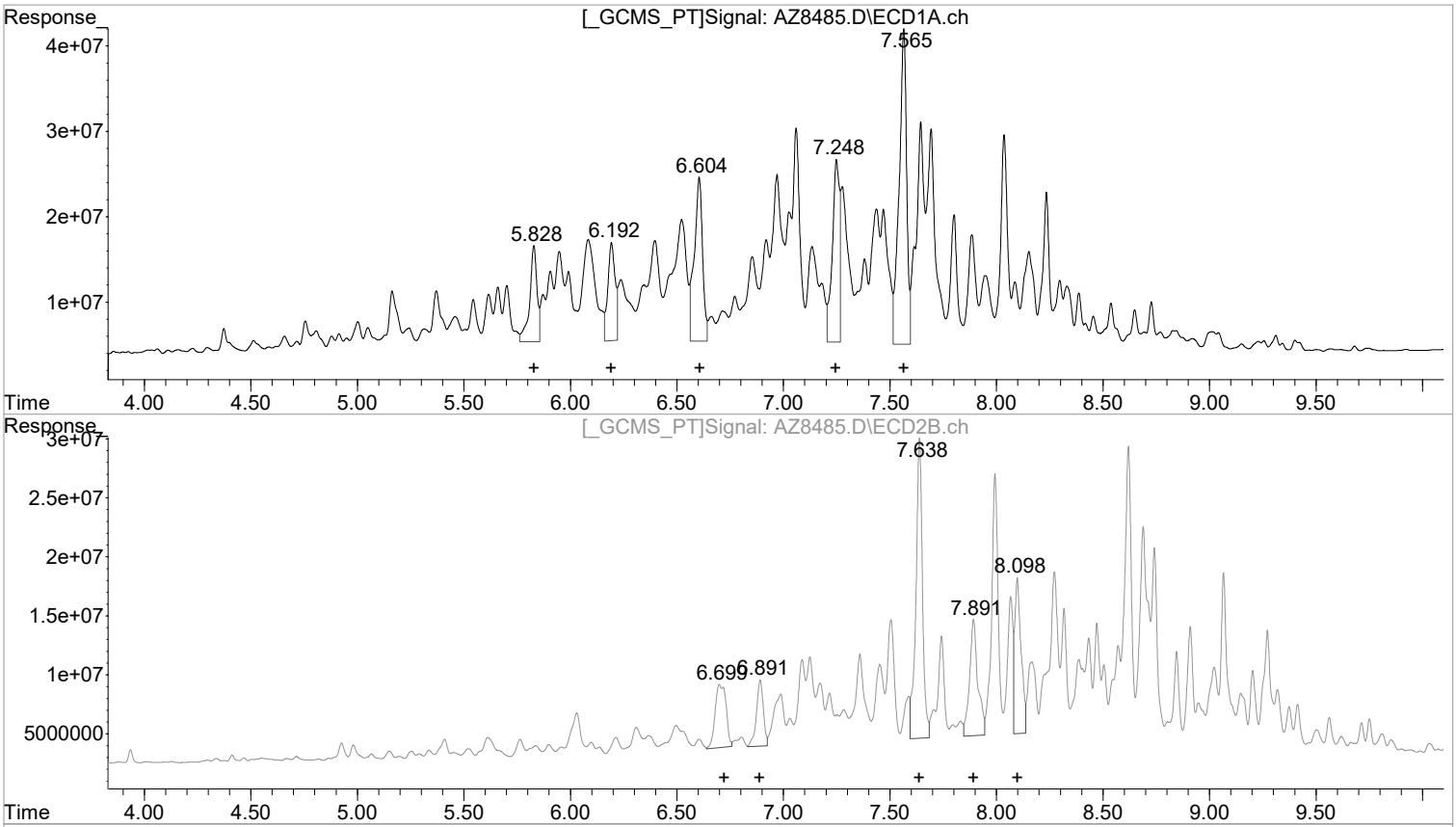

QEdit

(24) Toxaphene (L8C)

R.T.	Response	Conc
5.83	268766581	566.49
6.19	276478328	366.51
6.60	519448381	594.73
7.25	501622423	249.06
7.56	910152379	352.07

(24) Toxaphene #2 (L8C)

R.T.	Response	Conc
6.70	190458631	700.27
6.89	126806835	540.01
7.64	545990950	573.59
7.89	266695433	535.28
8.10	276456763	441.06

Manual Integration:

After

Poor integration.

06/10/21

(+) = Expected Retention Time

1st AF 06/11/21
2nd DM 06/14/21

Quantitation Report (Qedit)

Data Path : I:\ACQUDATA\7890m\DATA\060921\
Data File : AZ8485.D
Signal(s) : Signal #1: ECD1A.ch Signal #2: ECD2B.ch
Acq On : 9 Jun 2021 7:38 pm
Operator : AFelser
Sample : TOX ICV
Misc : 8081/608 ICAL
ALS Vial : 17 Sample Multiplier: 1

Integration File signal 1: EVENTS.E
Integration File signal 2: EVENTS2.E
Quant Time: Jun 10 13:59:34 2021
Quant Method : I:\ACQUDATA\7890m\Methods\8081-060921.M
Quant Title : 608.3/8081B PESTICIDES
QLast Update : Thu Jun 10 13:58:49 2021
Response via : Initial Calibration
Integrator: ChemStation

Volume Inj. : 1uL
Signal #1 Phase : STx-CLP Signal #2 Phase: STx-CLPII
Signal #1 Info : 0.32mm 30m Signal #2 Info : 0.32mm 30m

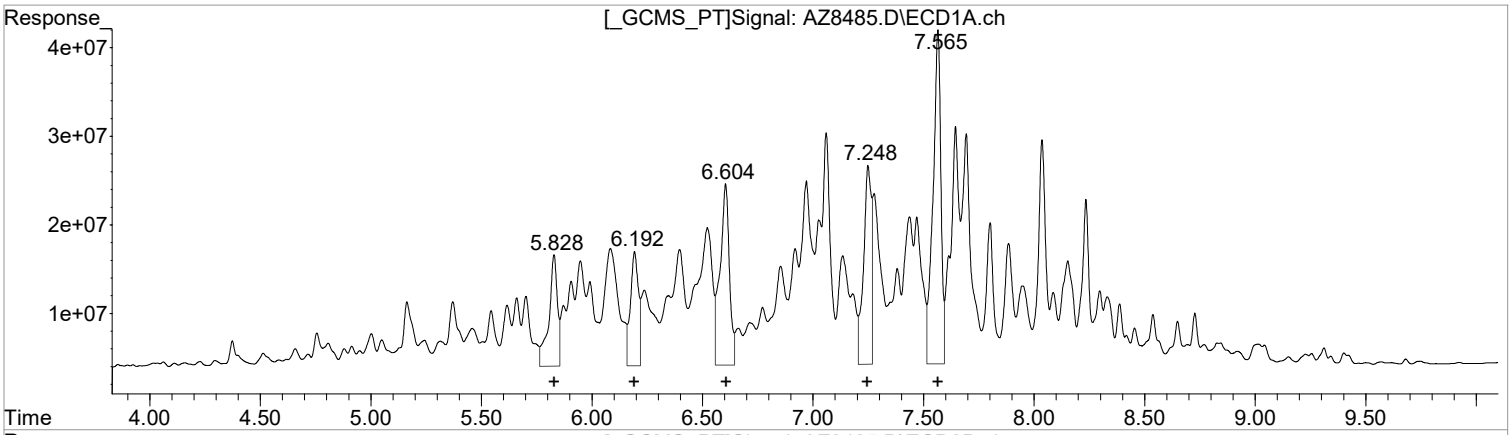

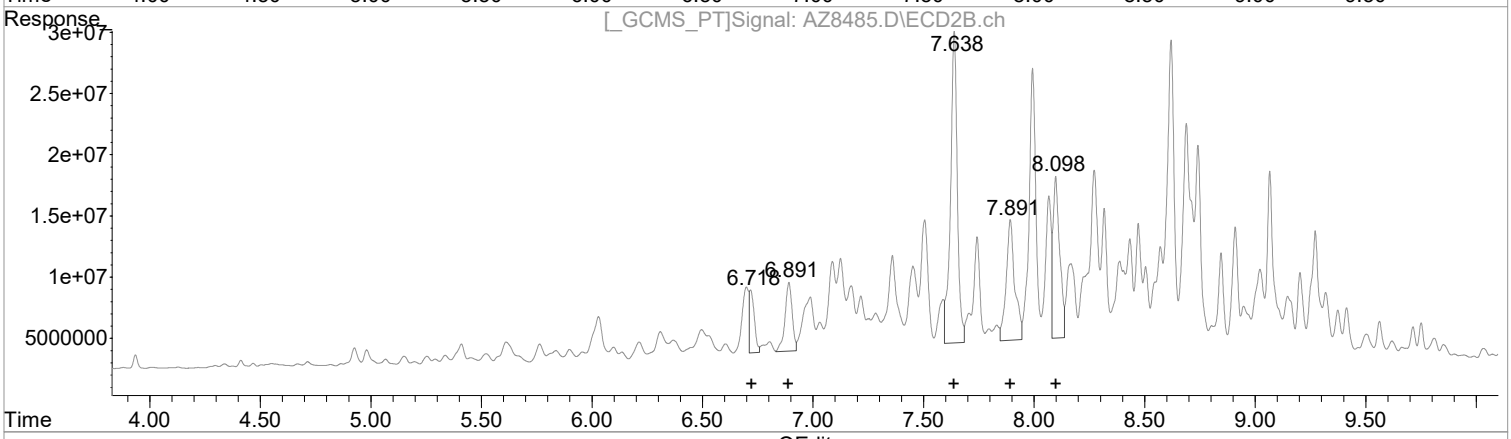

QEdit

(24) Toxaphene (L8C)

R.T.	Response	Conc
5.83	339358541	715.28
6.19	325133929	431.01
6.60	606905492	694.86
7.25	550372941	273.27
7.56	943000575	364.77

(24) Toxaphene #2 (L8C)

R.T.	Response	Conc
6.72	81554751	299.86
6.89	126806835	540.01
7.64	545990950	573.59
7.89	266695433	535.28
8.10	276456763	441.06

Manual Integration:

Before

06/10/21

(+) = Expected Retention Time

1st AF 06/11/21
2nd DM 06/14/21

Evaluate Continuing Calibration Report

Data Path : I:\ACQUDATA\7890m\DATA\060921\
Data File : AZ8485.D
Signal(s) : Signal #1: ECD1A.ch Signal #2: ECD2B.ch
Acq On : 9 Jun 2021 7:38 pm
Operator : AFelser
Sample : TOX ICV
Misc : 8081/608 ICAL
ALS Vial : 17 Sample Multiplier: 1

Integration File signal 1: EVENTS.E
Integration File signal 2: EVENTS2.E
Quant Time: Jun 10 13:59:34 2021
Quant Method : I:\ACQUDATA\7890m\Methods\8081-060921.M
Quant Title : 608.3/8081B PESTICIDES
QLast Update : Thu Jun 10 13:58:49 2021
Response via : Initial Calibration
Integrator: ChemStation

Volume Inj. : 1uL
Signal #1 Phase : STx-CLP Signal #2 Phase: STx-CLPII
Signal #1 Info : 0.32mm 30m Signal #2 Info : 0.32mm 30m

Min. RRF : 0.000 Min. Rel. Area : 50% Max. R.T. Dev 0.50min
Max. RRF Dev : 15% Max. Rel. Area : 150%

	Compound	Amount	Calc.	%Dev	Area%	Dev(Min)
24	L8C Toxaphene	500.000	566.494	-13.3	112	0.00
25	L8C Toxaphene{2}	500.000	366.513	26.7#	72	0.00
26	L8C Toxaphene{3}	500.000	594.728	-18.9#	119	0.00
27	L8C Toxaphene{4}	500.000	249.060	50.2#	48	0.00
28	L8C Toxaphene{5}	500.000	352.066	29.6#	71	0.00

Signal #2

24	L8C Toxaphene	500.000	700.269	-40.1#	146	-0.02
25	L8C Toxaphene{2}	500.000	540.007	-8.0	112	0.00
26	L8C Toxaphene{3}	500.000	573.588	-14.7	116	0.00
27	L8C Toxaphene{4}	500.000	535.282	-7.1	108	0.00
28	L8C Toxaphene{5}	500.000	441.059	11.8	88	0.00

Evaluate Continuing Calibration Report - Not Founds

1	S SURR1,Tetrac	25.000	0.000	100.0#	0	-2.67#
2	tc alpha-BHC	25.000	0.000	100.0#	0	-3.13#
3	tcm gamma-BHC (L	25.000	0.000	100.0#	0	-3.41#
4	tcm Heptachlor	25.000	0.000	100.0#	0	-3.86#
5	tcm Aldrin	25.000	0.000	100.0#	0	-4.18#
6	tc beta-BHC	25.000	0.000	100.0#	0	-3.49#
7	TC delta-BHC	25.000	0.000	100.0#	0	-3.66#
8	tc Heptachlor E	25.000	0.000	100.0#	0	-4.87#
9	tc alpha-Endosu	25.000	0.000	100.0#	0	-5.36#
10	tc gamma-Chlord	25.000	0.000	100.0#	0	-5.02#
11	tc alpha-Chlord	25.000	0.000	100.0#	0	-5.19#
12	tc 4,4'-DDE	25.000	0.000	100.0#	0	-5.31#
13	tcm Dieldrin	25.000	0.000	100.0#	0	-5.69#
14	tcm Endrin	25.000	0.000	100.0#	0	-6.04#
15	tc beta-Endosul	25.000	0.000	100.0#	0	-6.41#
16	tc 4,4'-DDD	25.000	0.000	100.0#	0	-6.19#
17	tcm 4,4'-DDT	25.000	0.000	100.0#	0	-6.67#
18	tc Endrin Aldeh	25.000	0.000	100.0#	0	-7.09#
19	tc Endosulfan S	25.000	0.000	100.0#	0	-7.71#
20	tc Methoxychlor	25.000	0.000	100.0#	0	-7.46#
21	tc Endrin Keton	25.000	0.000	100.0#	0	-8.06#
22	tc Mirex	25.000	0.000	100.0#	0	-7.54#
23	S SURR2,Decachlorobiphenyl	25.000	0.000	100.0#	0	-9.26#
29	L9C Chlordane	100.000	0.000	100.0#	0	-3.78#
30	L9C Chlordane{2}	100.000	0.000	100.0#	0	-4.33#
31	L9C Chlordane{3}	100.000	0.000	100.0#	0	-4.79#
32	L9C Chlordane{4}	100.000	0.000	100.0#	0	-5.18#
33	L9C Chlordane{5}	100.000	0.000	100.0#	0	-6.29#

Evaluate Continuing Calibration Report

Data Path : I:\ACQUDATA\7890m\DATA\060921\
Data File : AZ8485.D
Signal(s) : Signal #1: ECD1A.ch Signal #2: ECD2B.ch
Acq On : 9 Jun 2021 7:38 pm
Operator : AFelser
Sample : TOX ICV
Misc : 8081/608 ICAL
ALS Vial : 17 Sample Multiplier: 1

Integration File signal 1: EVENTS.E
Integration File signal 2: EVENTS2.E
Quant Time: Jun 10 13:59:34 2021
Quant Method : I:\ACQUDATA\7890m\Methods\8081-060921.M
Quant Title : 608.3/8081B PESTICIDES
QLast Update : Thu Jun 10 13:58:49 2021
Response via : Initial Calibration
Integrator: ChemStation

Volume Inj. : 1uL
Signal #1 Phase : STx-CLP Signal #2 Phase: STx-CLPII
Signal #1 Info : 0.32mm 30m Signal #2 Info : 0.32mm 30m

Min. RRF : 0.000 Min. Rel. Area : 50% Max. R.T. Dev 0.50min
Max. RRF Dev : 15% Max. Rel. Area : 150%

	Compound	Amount	Calc.	%Dev	Area%	Dev(Min)
34	L10CDechlorane{1}	50.000	0.000	100.0#	0	-12.16#
35	L10CDechlorane{2}	50.000	0.000	100.0#	0	-12.59#

Signal #2

1	S SURR1,Tetrac	25.000	0.000	100.0#	0	-2.99#
2	tc alpha-BHC	25.000	0.000	100.0#	0	-3.57#
3	tcm gamma-BHC (L	25.000	0.000	100.0#	0	-3.95#
4	tcm Heptachlor	25.000	0.000	100.0#	0	-4.45#
5	tcm Aldrin	25.000	0.000	100.0#	0	-4.85#
6	tc beta-BHC	25.000	0.000	100.0#	0	-4.03#
7	tc delta-BHC	25.000	0.000	100.0#	0	-4.37#
8	tc Heptachlor E	25.000	0.000	100.0#	0	-5.63#
9	tc alpha-Endosu	25.000	0.000	100.0#	0	-6.25#
10	tc gamma-Chlord	25.000	0.000	100.0#	0	-5.92#
11	tc alpha-Chlord	25.000	0.000	100.0#	0	-6.16#
12	tc 4,4'-DDE	25.000	0.000	100.0#	0	-6.48#
13	tcm Dieldrin	25.000	0.000	100.0#	0	-6.73#
14	tcm Endrin	25.000	0.000	100.0#	0	-7.21#
15	tc beta-Endosul	25.000	0.000	100.0#	0	-7.52#
16	tc 4,4'-DDD	25.000	0.000	100.0#	0	-7.41#
17	tcm 4,4'-DDT	25.000	0.000	100.0#	0	-7.84#
18	tc Endrin Aldeh	25.000	0.000	100.0#	0	-7.98#
19	tc Endosulfan S	25.000	0.000	100.0#	0	-8.33#
20	tc Methoxychlor	25.000	0.000	100.0#	0	-8.71#
21	tc Endrin Keton	25.000	0.000	100.0#	0	-8.95#
22	tc Mirex	25.000	0.000	100.0#	0	-8.90#
23	S SURR2,Decachlorobiphenyl	25.000	0.000	100.0#	0	-10.22#
29	L9C Chlordane	100.000	0.000	100.0#	0	-4.28#
30	L9C Chlordane{2}	100.000	0.000	100.0#	0	-5.05#
31	L9C Chlordane{3}	100.000	0.000	100.0#	0	-5.91#
32	L9C Chlordane{4}	100.000	0.000	100.0#	0	-6.07#
33	L9C Chlordane{5}	100.000	0.000	100.0#	0	-6.16#
34	L10CDechlorane{1}	50.000	0.000	100.0#	0	-13.98#
35	L10CDechlorane{2}	50.000	0.000	100.0#	0	-14.61#

(#) = Out of Range SPCC's out = 0 CCC's out = 61

Quantitation Report (QT Reviewed)

Data Path : I:\ACQUDATA\7890m\DATA\060921\
Data File : AZ8485.D
Signal(s) : Signal #1: ECD1A.ch Signal #2: ECD2B.ch
Acq On : 9 Jun 2021 7:38 pm
Operator : AFelser
Sample : TOX ICV
Misc : 8081/608 ICAL
ALS Vial : 17 Sample Multiplier: 1

Integration File signal 1: EVENTS.E
Integration File signal 2: EVENTS2.E
Quant Time: Jun 10 13:59:34 2021
Quant Method : I:\ACQUDATA\7890m\Methods\8081-060921.M
Quant Title : 608.3/8081B PESTICIDES
QLast Update : Thu Jun 10 13:58:49 2021
Response via : Initial Calibration
Integrator: ChemStation

Volume Inj. : 1uL
Signal #1 Phase : STx-CLP Signal #2 Phase: STx-CLPII
Signal #1 Info : 0.32mm 30m Signal #2 Info : 0.32mm 30m

Compound	RT#1	RT#2	Resp#1	Resp#2	ug/l	ug/l
System Monitoring Compounds						
Target Compounds						
24) L8C Toxaphene	5.828	6.699f	268.8E6	190.5E6	566.494m	700.269m
25) L8C Toxaphene{2}	6.192	6.891	276.5E6	126.8E6	366.513m	540.007 #
26) L8C Toxaphene{3}	6.604	7.639	519.4E6	546.0E6	594.728m	573.588
27) L8C Toxaphene{4}	7.248	7.892	501.6E6	266.7E6	249.060m	535.282 #
28) L8C Toxaphene{5}	7.565	8.098	910.2E6	276.5E6	352.066m	441.059 #
Sum Toxaphene			2476.5E6	1406.4E6	2128.861	2790.205
Average Toxaphene					425.772	558.041
Sum Chlordane			0	0	N.D.	N.D.
Average Chlordane					0.000	0.000
Sum Dechlorane			0	0	N.D.	N.D.
Average Dechlorane					0.000	0.000

(f)=RT Delta > 1/2 Window (#)=Amounts differ by > 25% (m)=manual int.

Quantitation Report (QT Reviewed)

Data Path : I:\ACQUDATA\7890m\DATA\060921\
Data File : AZ8485.D
Signal(s) : Signal #1: ECD1A.ch Signal #2: ECD2B.ch
Acq On : 9 Jun 2021 7:38 pm
Operator : AFelser
Sample : TOX ICV
Misc : 8081/608 ICAL
ALS Vial : 17 Sample Multiplier: 1

Integration File signal 1: EVENTS.E
Integration File signal 2: EVENTS2.E
Quant Time: Jun 10 13:59:34 2021
Quant Method : I:\ACQUDATA\7890m\Methods\8081-060921.M
Quant Title : 608.3/8081B PESTICIDES
QLast Update : Thu Jun 10 13:58:49 2021
Response via : Initial Calibration
Integrator: ChemStation

Volume Inj. : 1uL
Signal #1 Phase : STx-CLP Signal #2 Phase: STx-CLPII
Signal #1 Info : 0.32mm 30m Signal #2 Info : 0.32mm 30m

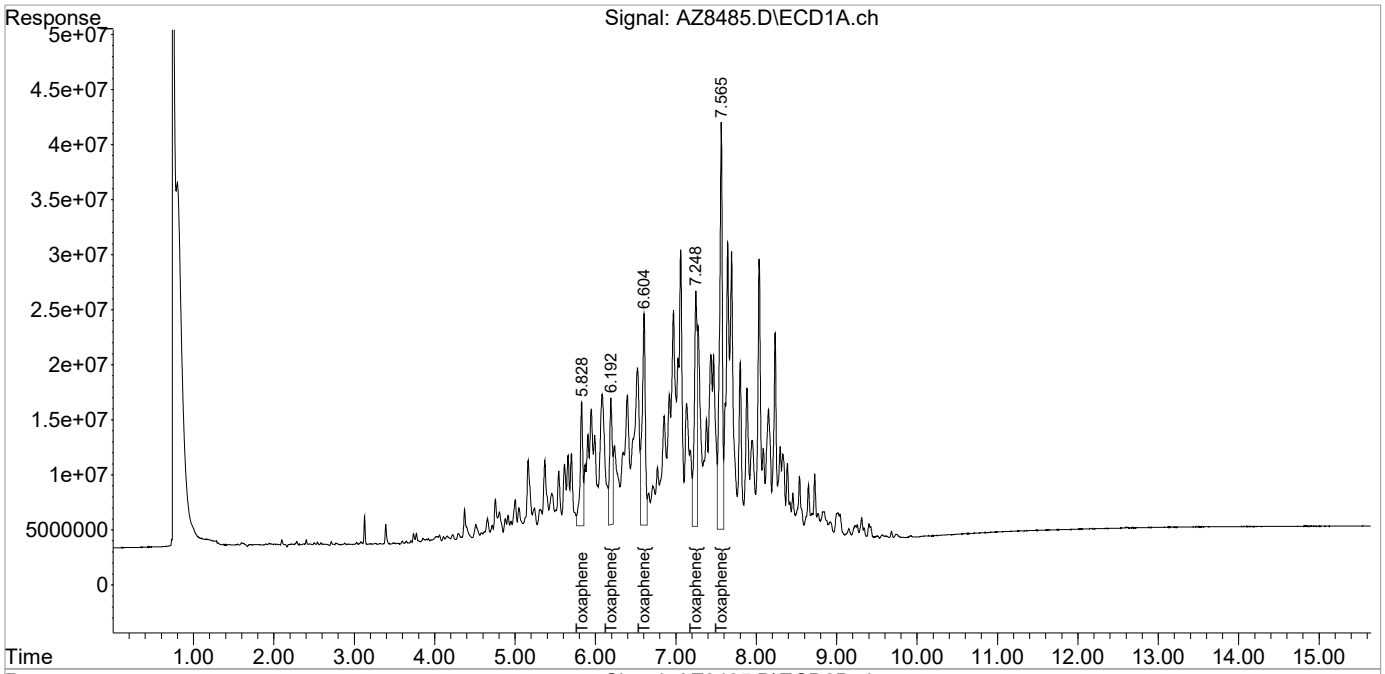

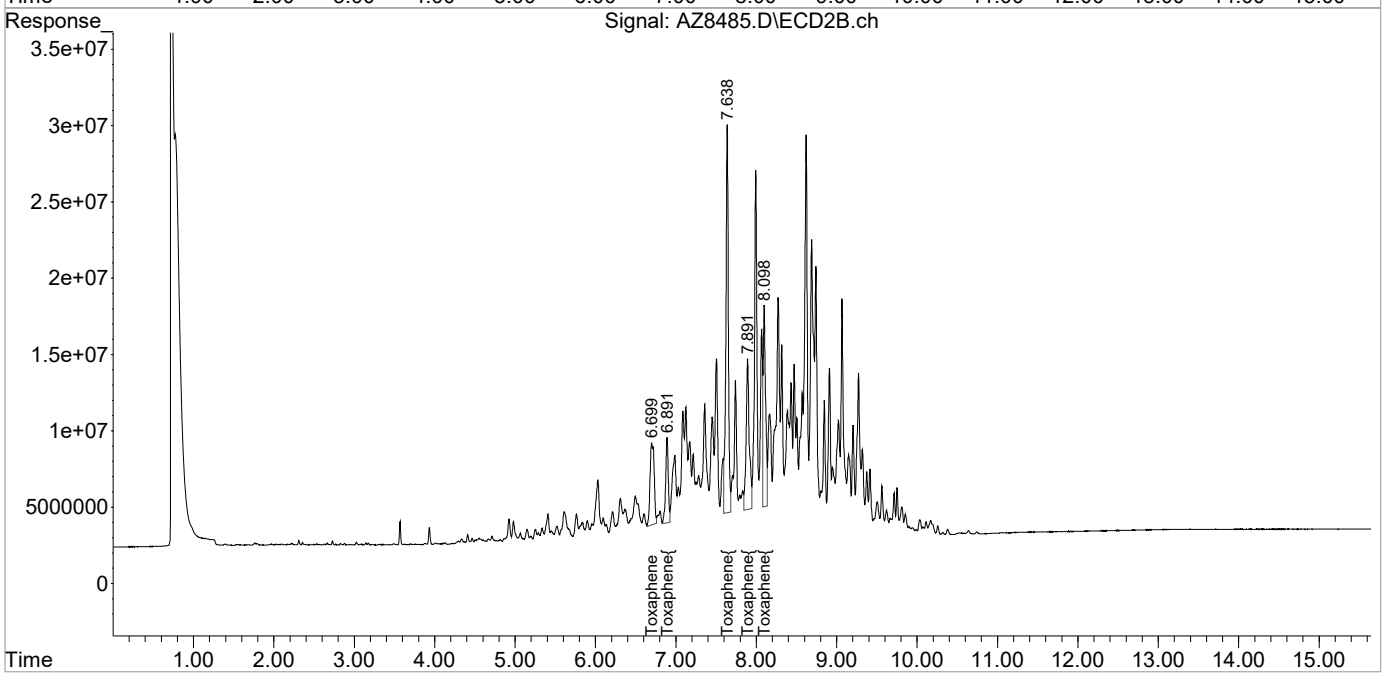

1st AF 06/11/21
2nd DM 06/14/21

Quantitation Report (Qedit)

Data Path : I:\ACQUDATA\7890m\DATA\060921\
Data File : AZ8486.D
Signal(s) : Signal #1: ECD1A.ch Signal #2: ECD2B.ch
Acq On : 9 Jun 2021 7:58 pm
Operator : AFelser
Sample : CHLOR LL
Misc : 8081/608 ICAL
ALS Vial : 18 Sample Multiplier: 1

Integration File signal 1: EVENTS.E
Integration File signal 2: EVENTS2.E
Quant Time: Jun 10 13:24:47 2021
Quant Method : I:\ACQUDATA\7890m\Methods\8081-060921.M
Quant Title : 608.3/8081B PESTICIDES
QLast Update : Thu Jun 10 13:23:56 2021
Response via : Initial Calibration
Integrator: ChemStation

Volume Inj. : 1uL
Signal #1 Phase : STx-CLP Signal #2 Phase: STx-CLPII
Signal #1 Info : 0.32mm 30m Signal #2 Info : 0.32mm 30m

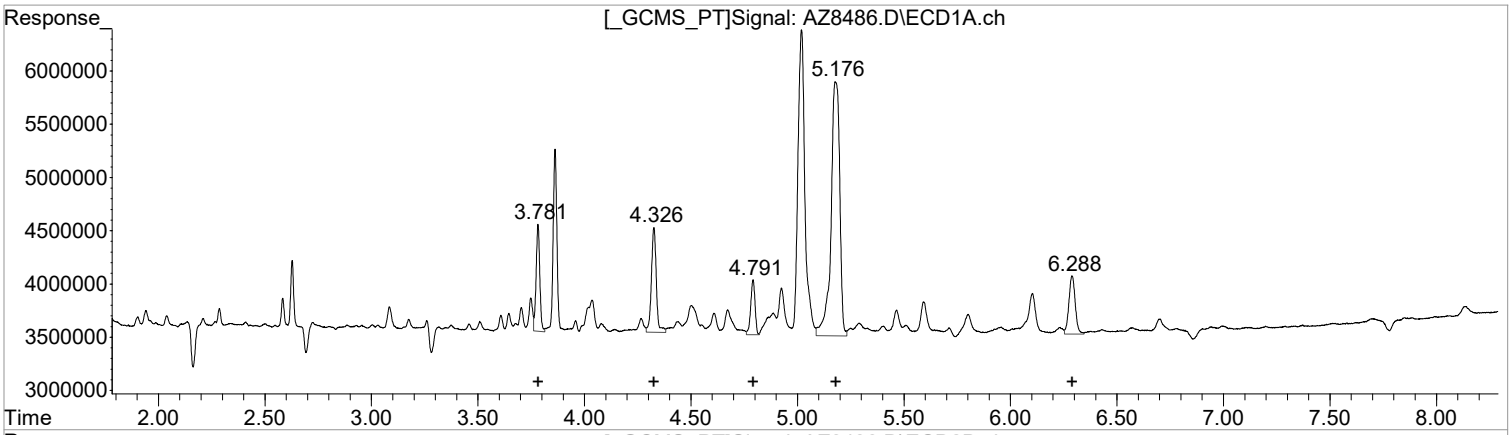

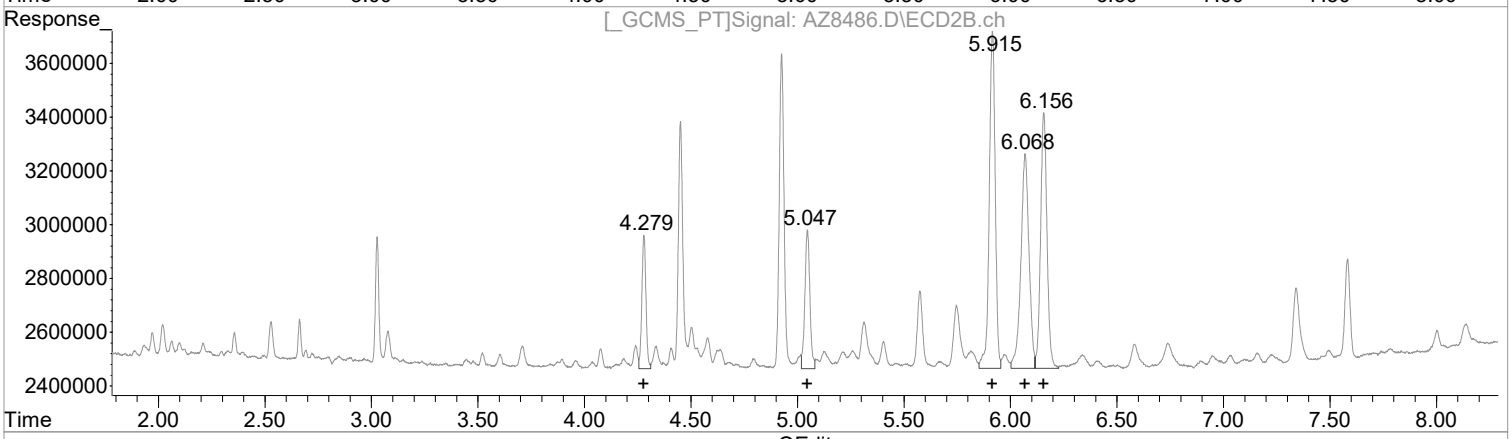

QEdit

(29) Chlordane (L9C)

R.T.	Response	Conc
3.78	12156017	6.24
4.33	15892319	6.76
4.79	7247680	5.25
5.18	68346288	5.79
6.29	11326551	6.16

(29) Chlordane #2 (L9C)

R.T.	Response	Conc
4.28	6691100	5.45
5.05	8425382	5.86
5.92	24458879	5.13
6.07	21184267	5.20
6.16	19930134	5.28

Manual Integration:

After

Poor integration.

06/10/21

(+) = Expected Retention Time

1st AF 06/11/21
2nd DM 06/14/21

Quantitation Report (Qedit)

Data Path : I:\ACQUDATA\7890m\DATA\060921\
Data File : AZ8486.D
Signal(s) : Signal #1: ECD1A.ch Signal #2: ECD2B.ch
Acq On : 9 Jun 2021 7:58 pm
Operator : AFelser
Sample : CHLOR LL
Misc : 8081/608 ICAL
ALS Vial : 18 Sample Multiplier: 1

Integration File signal 1: EVENTS.E
Integration File signal 2: EVENTS2.E
Quant Time: Jun 10 13:24:47 2021
Quant Method : I:\ACQUDATA\7890m\Methods\8081-060921.M
Quant Title : 608.3/8081B PESTICIDES
QLast Update : Thu Jun 10 13:23:56 2021
Response via : Initial Calibration
Integrator: ChemStation

Volume Inj. : 1uL
Signal #1 Phase : STx-CLP Signal #2 Phase: STx-CLPII
Signal #1 Info : 0.32mm 30m Signal #2 Info : 0.32mm 30m

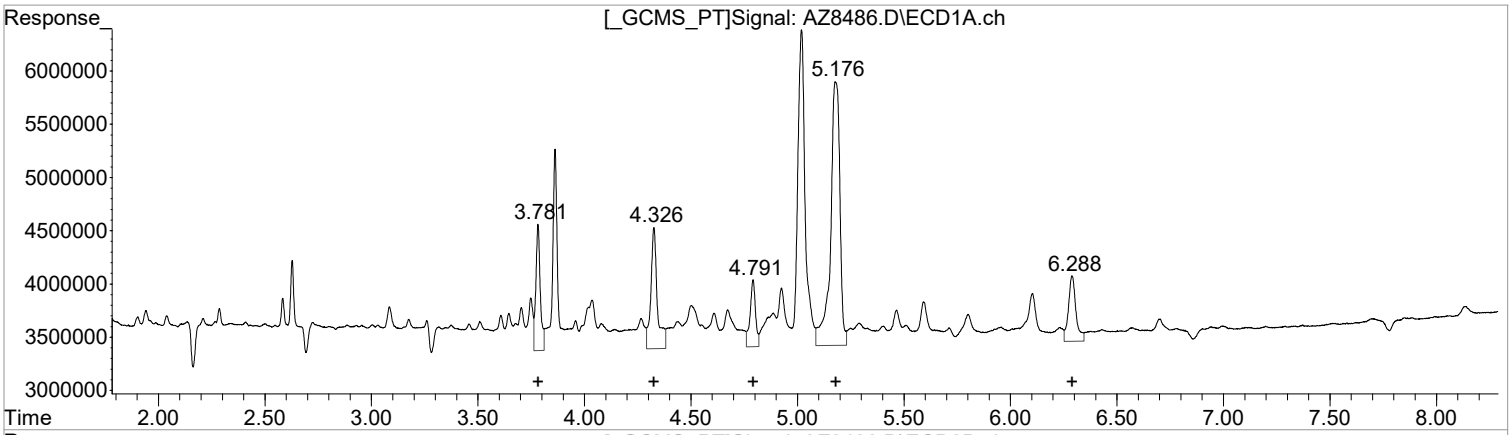

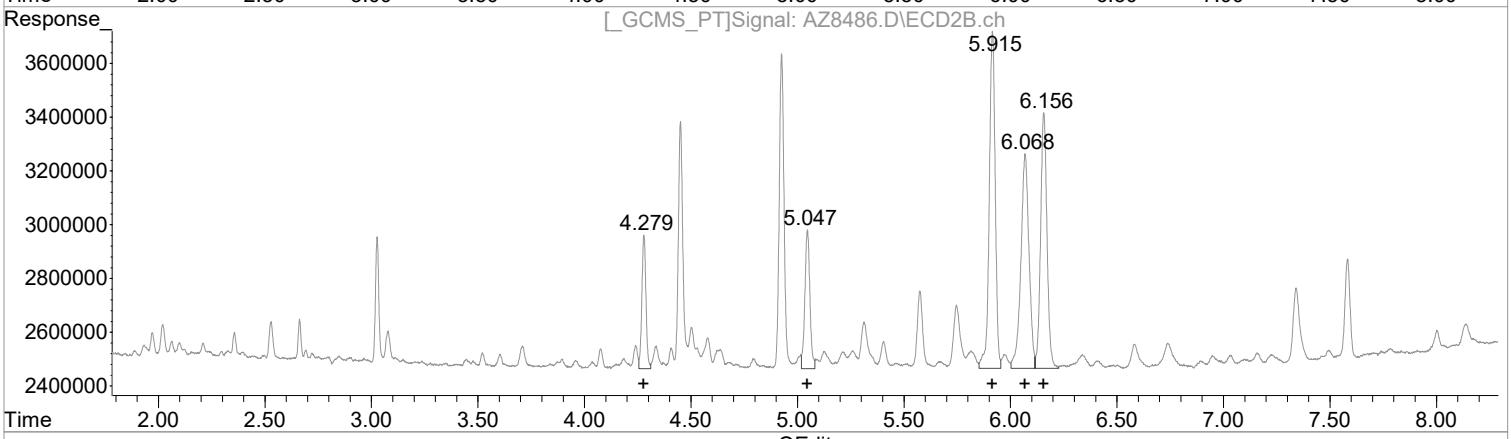

QEdit

(29) Chlordane (L9C)

R.T.	Response	Conc
3.78	17304143	8.88
4.33	24201493	10.29
4.79	11278476	8.16
5.18	76145454	6.46
6.29	15076749	8.20

(29) Chlordane #2 (L9C)

R.T.	Response	Conc
4.28	6691100	5.45
5.05	8425382	5.86
5.92	24458879	5.13
6.07	21184267	5.20
6.16	19930134	5.28

Manual Integration:

Before

06/10/21

(+) = Expected Retention Time

1st AF 06/11/21
2nd DM 06/14/21

Quantitation Report (Qedit)

Data Path : I:\ACQUDATA\7890m\DATA\060921\
Data File : AZ8486.D
Signal(s) : Signal #1: ECD1A.ch Signal #2: ECD2B.ch
Acq On : 9 Jun 2021 7:58 pm
Operator : AFelser
Sample : CHLOR LL
Misc : 8081/608 ICAL
ALS Vial : 18 Sample Multiplier: 1

Integration File signal 1: EVENTS.E
Integration File signal 2: EVENTS2.E
Quant Time: Jun 10 13:24:47 2021
Quant Method : I:\ACQUDATA\7890m\Methods\8081-060921.M
Quant Title : 608.3/8081B PESTICIDES
QLast Update : Thu Jun 10 13:23:56 2021
Response via : Initial Calibration
Integrator: ChemStation

Volume Inj. : 1uL
Signal #1 Phase : STx-CLP Signal #2 Phase: STx-CLPII
Signal #1 Info : 0.32mm 30m Signal #2 Info : 0.32mm 30m

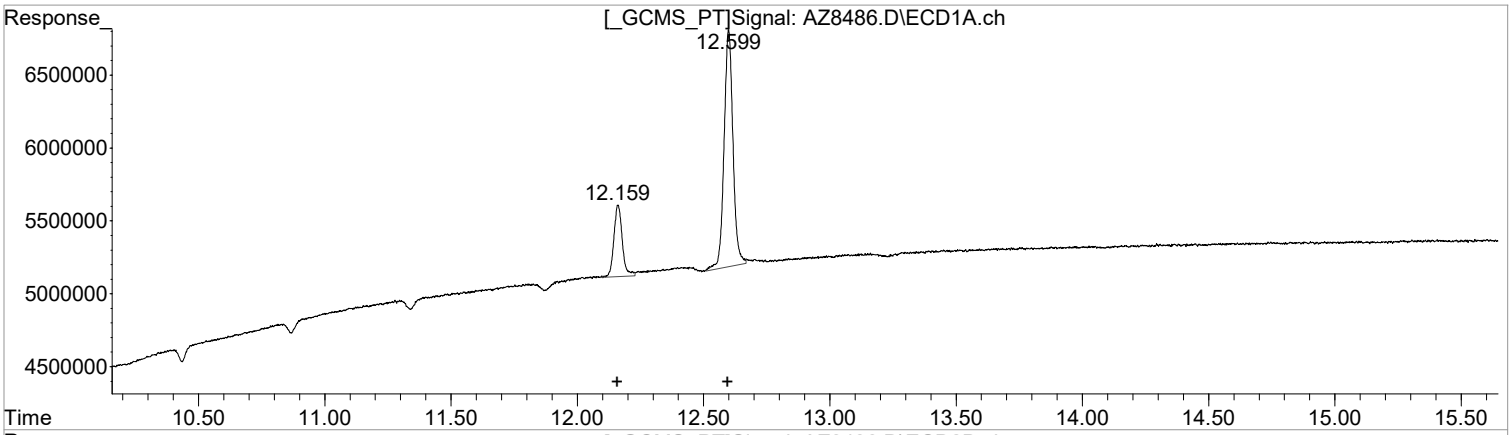

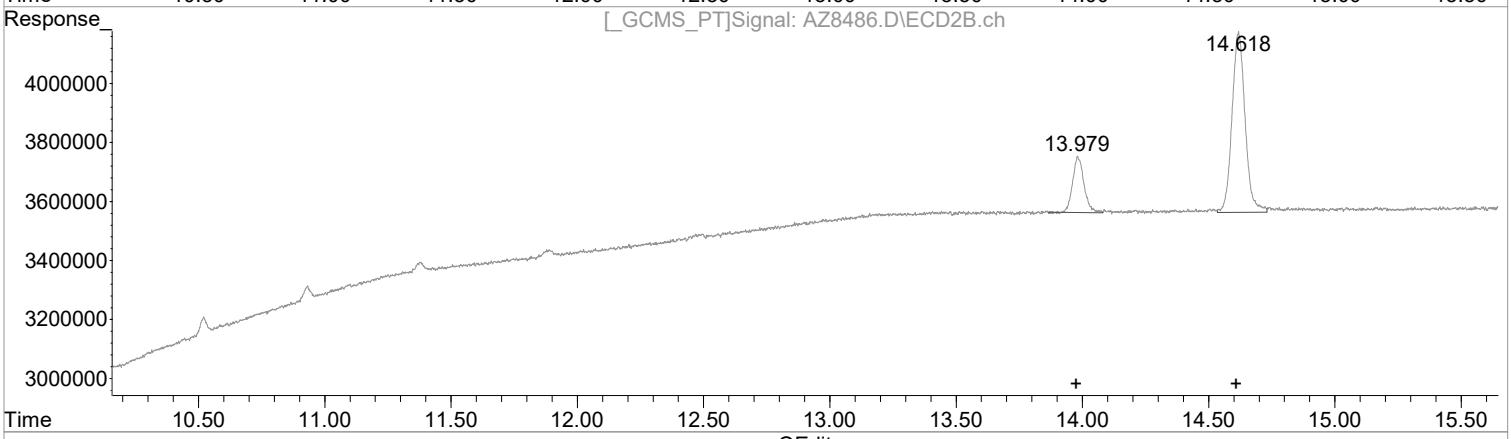

QEdit

(34) Dechlorane{1} (L10C)

R.T.	Response	Conc
12.16	11393947	1.31
12.60	39896164	1.26

Manual Integration:

After

Poor integration.

06/10/21

(34) Dechlorane{1} #2 (L10C)

R.T.	Response	Conc
13.98	5931349	1.21
14.62	22069089	1.23

(+) = Expected Retention Time

1st AF 06/11/21
2nd DM 06/14/21

Quantitation Report (Qedit)

Data Path : I:\ACQUDATA\7890m\DATA\060921\
Data File : AZ8486.D
Signal(s) : Signal #1: ECD1A.ch Signal #2: ECD2B.ch
Acq On : 9 Jun 2021 7:58 pm
Operator : AFelser
Sample : CHLOR LL
Misc : 8081/608 ICAL
ALS Vial : 18 Sample Multiplier: 1

Integration File signal 1: EVENTS.E
Integration File signal 2: EVENTS2.E
Quant Time: Jun 10 13:24:47 2021
Quant Method : I:\ACQUDATA\7890m\Methods\8081-060921.M
Quant Title : 608.3/8081B PESTICIDES
QLast Update : Thu Jun 10 13:23:56 2021
Response via : Initial Calibration
Integrator: ChemStation

Volume Inj. : 1uL
Signal #1 Phase : STx-CLP Signal #2 Phase: STx-CLPII
Signal #1 Info : 0.32mm 30m Signal #2 Info : 0.32mm 30m

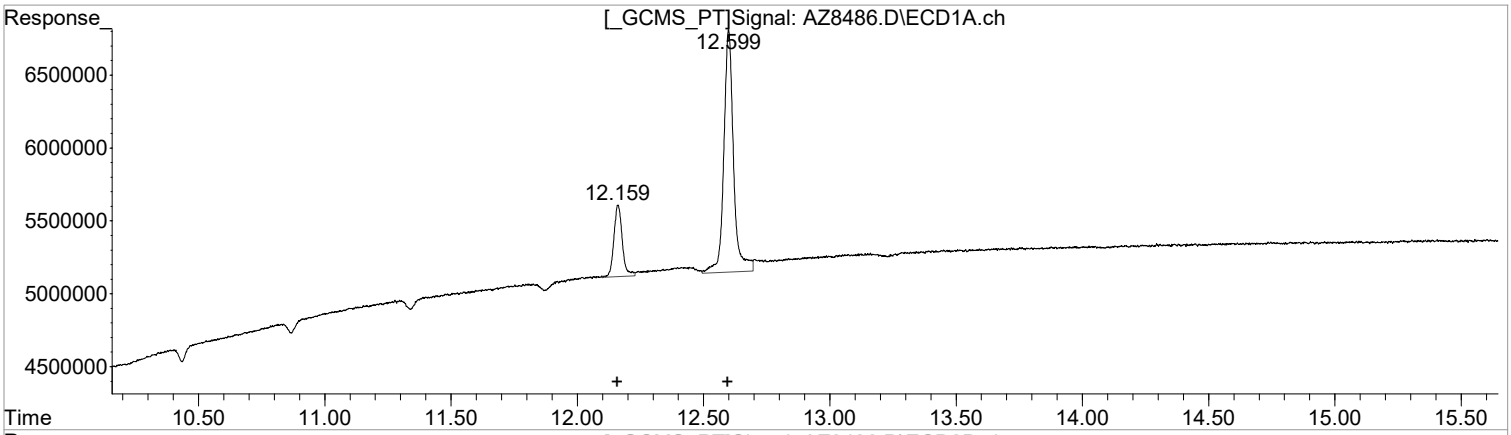

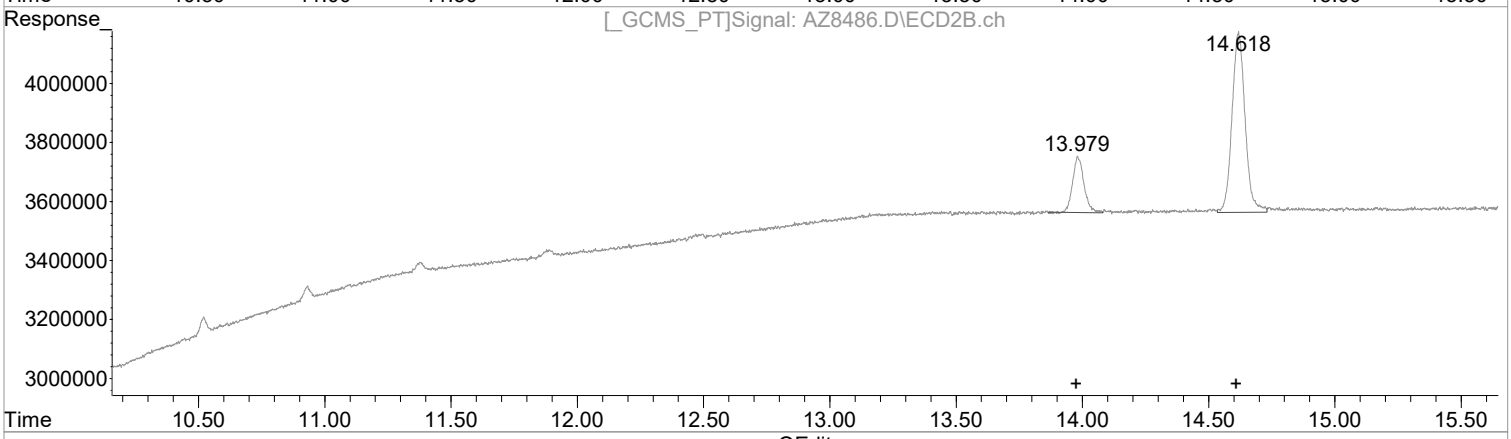

QEdit

(34) Dechlorane{1} (L10C)

R.T.	Response	Conc
12.16	11393947	1.31
12.60	44428951	1.40

Manual Integration:

Before

06/10/21

(34) Dechlorane{1} #2 (L10C)

R.T.	Response	Conc
13.98	5931349	1.21
14.62	22069089	1.23

(+) = Expected Retention Time

Quantitation Report (QT Reviewed)

Data Path : I:\ACQUDATA\7890m\DATA\060921\
Data File : AZ8486.D
Signal(s) : Signal #1: ECD1A.ch Signal #2: ECD2B.ch
Acq On : 9 Jun 2021 7:58 pm
Operator : AFelser
Sample : CHLOR LL
Misc : 8081/608 ICAL
ALS Vial : 18 Sample Multiplier: 1

Integration File signal 1: EVENTS.E
Integration File signal 2: EVENTS2.E
Quant Time: Jun 10 13:24:47 2021
Quant Method : I:\ACQUDATA\7890m\Methods\8081-060921.M
Quant Title : 608.3/8081B PESTICIDES
QLast Update : Thu Jun 10 13:23:56 2021
Response via : Initial Calibration
Integrator: ChemStation

Volume Inj. : 1uL
Signal #1 Phase : STx-CLP Signal #2 Phase: STx-CLPII
Signal #1 Info : 0.32mm 30m Signal #2 Info : 0.32mm 30m

Compound	RT#1	RT#2	Resp#1	Resp#2	ug/l	ug/l
System Monitoring Compounds						
Target Compounds						
Sum Toxaphene			0	0	N.D.	N.D.
Average Toxaphene					0.000	0.000
29) L9C Chlordane	3.781	4.279	12156017	6691100	6.235m	5.453
30) L9C Chlordane{2}	4.326	5.047	15892319	8425382	6.756m	5.856
31) L9C Chlordane{3}	4.791	5.915	7247680	24458879	5.246m	5.129
32) L9C Chlordane{4}	5.176	6.068	68346288	21184267	5.794m	5.202
33) L9C Chlordane{5}	6.288	6.157	11326551	19930134	6.159m	5.278
Sum Chlordane			115.0E6	80689762	30.190	26.918
Average Chlordane					6.038	5.384
34) L10C Dechloran...	12.161	13.981	11393947	5931349	1.311	1.209
35) L10C Dechloran...	12.599	14.618	39896164	22069089	1.256m	1.232
Sum Dechlorane			51290111	28000439	2.567	2.442
Average Dechlorane					1.284	1.221

(f)=RT Delta > 1/2 Window (#)=Amounts differ by > 25% (m)=manual int.

Quantitation Report (QT Reviewed)

Data Path : I:\ACQUDATA\7890m\DATA\060921\
Data File : AZ8486.D
Signal(s) : Signal #1: ECD1A.ch Signal #2: ECD2B.ch
Acq On : 9 Jun 2021 7:58 pm
Operator : AFelser
Sample : CHLOR LL
Misc : 8081/608 ICAL
ALS Vial : 18 Sample Multiplier: 1

Integration File signal 1: EVENTS.E
Integration File signal 2: EVENTS2.E
Quant Time: Jun 10 13:24:47 2021
Quant Method : I:\ACQUDATA\7890m\Methods\8081-060921.M
Quant Title : 608.3/8081B PESTICIDES
QLast Update : Thu Jun 10 13:23:56 2021
Response via : Initial Calibration
Integrator: ChemStation

Volume Inj. : 1uL
Signal #1 Phase : STx-CLP Signal #2 Phase: STx-CLPII
Signal #1 Info : 0.32mm 30m Signal #2 Info : 0.32mm 30m

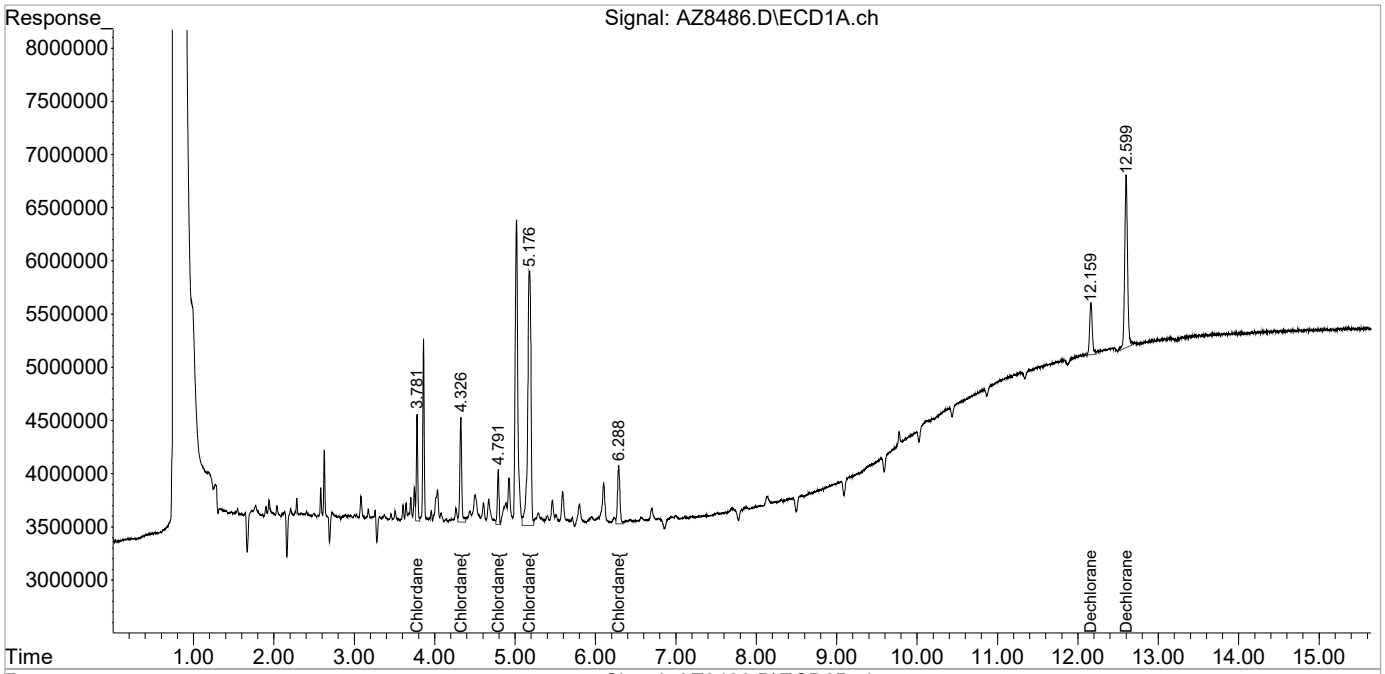

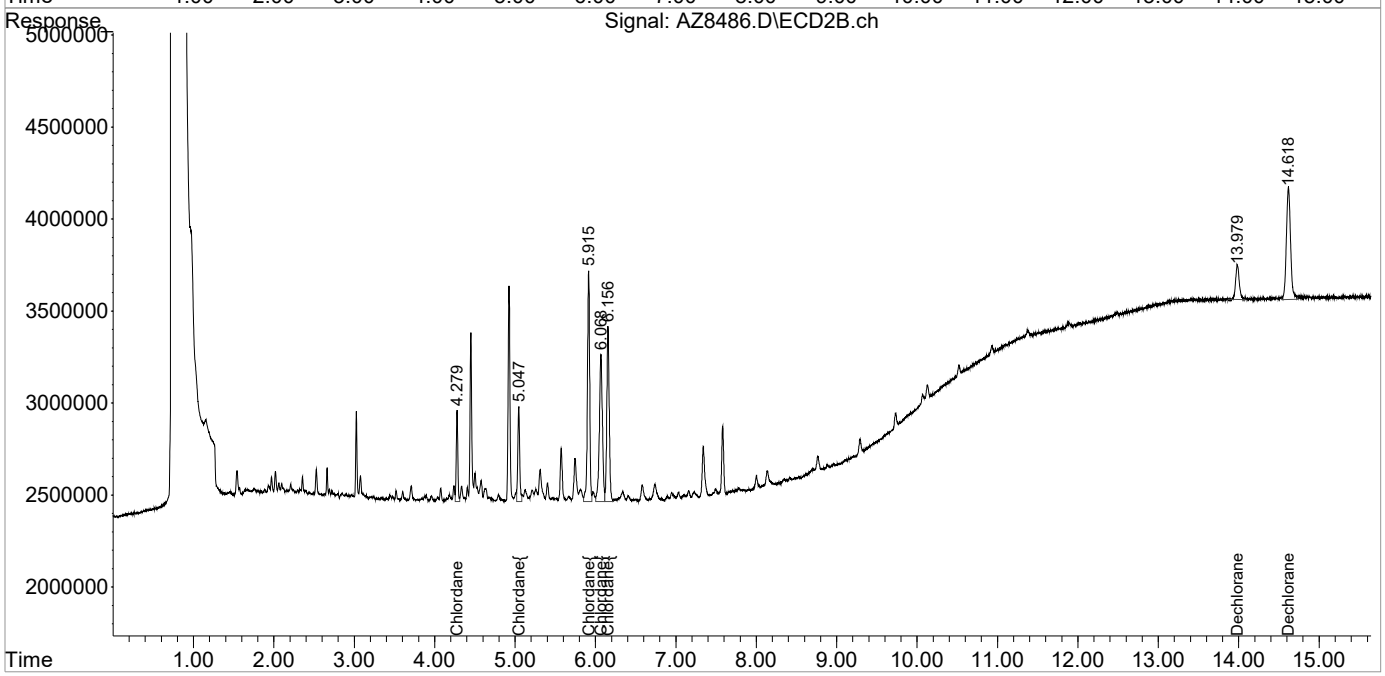

Quantitation Report (QT Reviewed)

Data Path : I:\ACQUDATA\7890m\DATA\060921\
Data File : AZ8487.D
Signal(s) : Signal #1: ECD1A.ch Signal #2: ECD2B.ch
Acq On : 9 Jun 2021 8:18 pm
Operator : AFelser
Sample : CHLOR L
Misc : 8081/608 ICAL
ALS Vial : 19 Sample Multiplier: 1

Integration File signal 1: EVENTS.E
Integration File signal 2: EVENTS2.E
Quant Time: Jun 10 13:24:50 2021
Quant Method : I:\ACQUDATA\7890m\Methods\8081-060921.M
Quant Title : 608.3/8081B PESTICIDES
QLast Update : Thu Jun 10 13:23:56 2021
Response via : Initial Calibration
Integrator: ChemStation

Volume Inj. : 1uL
Signal #1 Phase : STx-CLP Signal #2 Phase: STx-CLPII
Signal #1 Info : 0.32mm 30m Signal #2 Info : 0.32mm 30m

Compound	RT#1	RT#2	Resp#1	Resp#2	ug/l	ug/l
System Monitoring Compounds						
Target Compounds						
Sum Toxaphene			0	0	N.D.	N.D.
Average Toxaphene					0.000	0.000
29) L9C Chlordane	3.782	4.278	54520977	31050298	27.965	25.306
30) L9C Chlordane{2}	4.325	5.046	69170246	38919855	29.404	27.052
31) L9C Chlordane{3}	4.792	5.915	38152477	115.2E6	27.616	24.164
32) L9C Chlordane{4}	5.179	6.068	306.0E6	100.8E6	25.940	24.744
33) L9C Chlordane{5}	6.289	6.156	49570526	93625548	26.954	24.793
Sum Chlordane			517.4E6	379.6E6	137.880	126.059
Average Chlordane					27.576	25.212
34) L10C Dechloran...	12.158	13.978	50911024	28580999	5.858	5.828
35) L10C Dechloran...	12.595	14.612	185.8E6	101.5E6	5.850	5.669
Sum Dechlorane			236.7E6	130.1E6	11.709	11.497
Average Dechlorane					5.854	5.748

(f)=RT Delta > 1/2 Window (#)=Amounts differ by > 25% (m)=manual int.

Quantitation Report (QT Reviewed)

Data Path : I:\ACQUDATA\7890m\DATA\060921\
Data File : AZ8487.D
Signal(s) : Signal #1: ECD1A.ch Signal #2: ECD2B.ch
Acq On : 9 Jun 2021 8:18 pm
Operator : AFelser
Sample : CHLOR L
Misc : 8081/608 ICAL
ALS Vial : 19 Sample Multiplier: 1

Integration File signal 1: EVENTS.E
Integration File signal 2: EVENTS2.E
Quant Time: Jun 10 13:24:50 2021
Quant Method : I:\ACQUDATA\7890m\Methods\8081-060921.M
Quant Title : 608.3/8081B PESTICIDES
QLast Update : Thu Jun 10 13:23:56 2021
Response via : Initial Calibration
Integrator: ChemStation

Volume Inj. : 1uL
Signal #1 Phase : STx-CLP Signal #2 Phase: STx-CLPII
Signal #1 Info : 0.32mm 30m Signal #2 Info : 0.32mm 30m

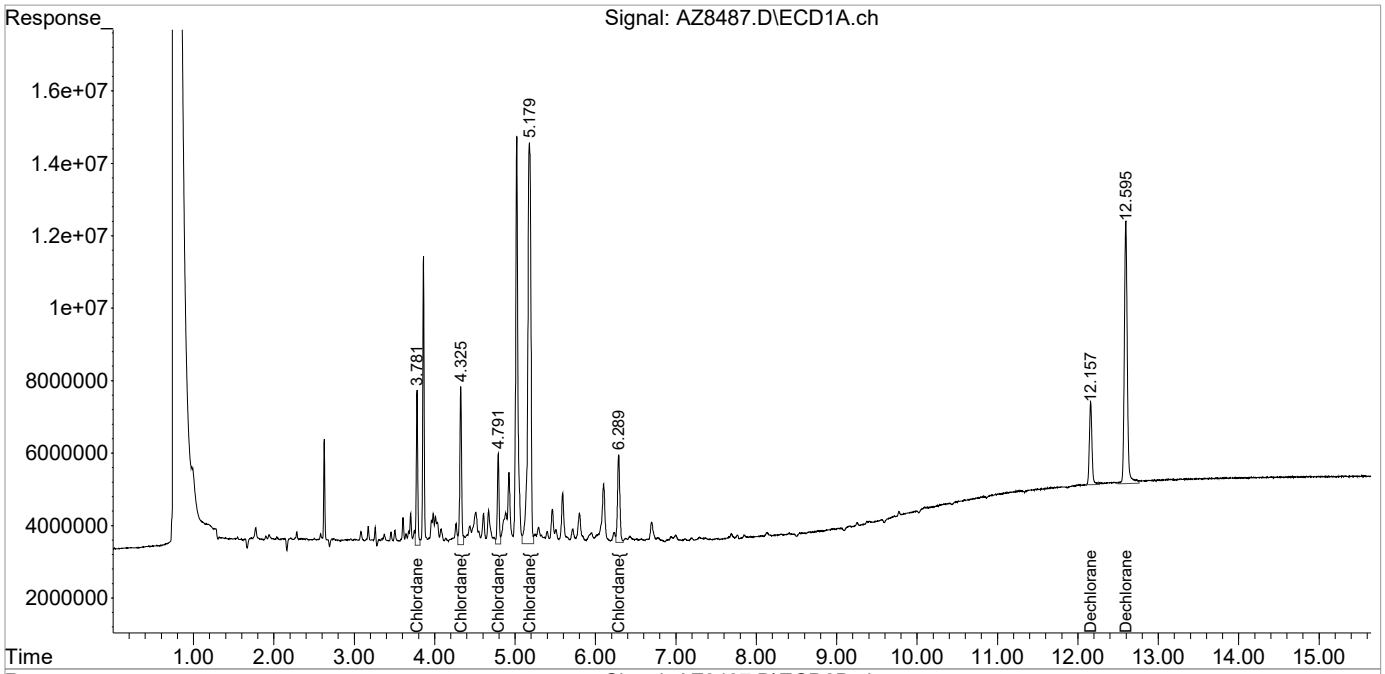

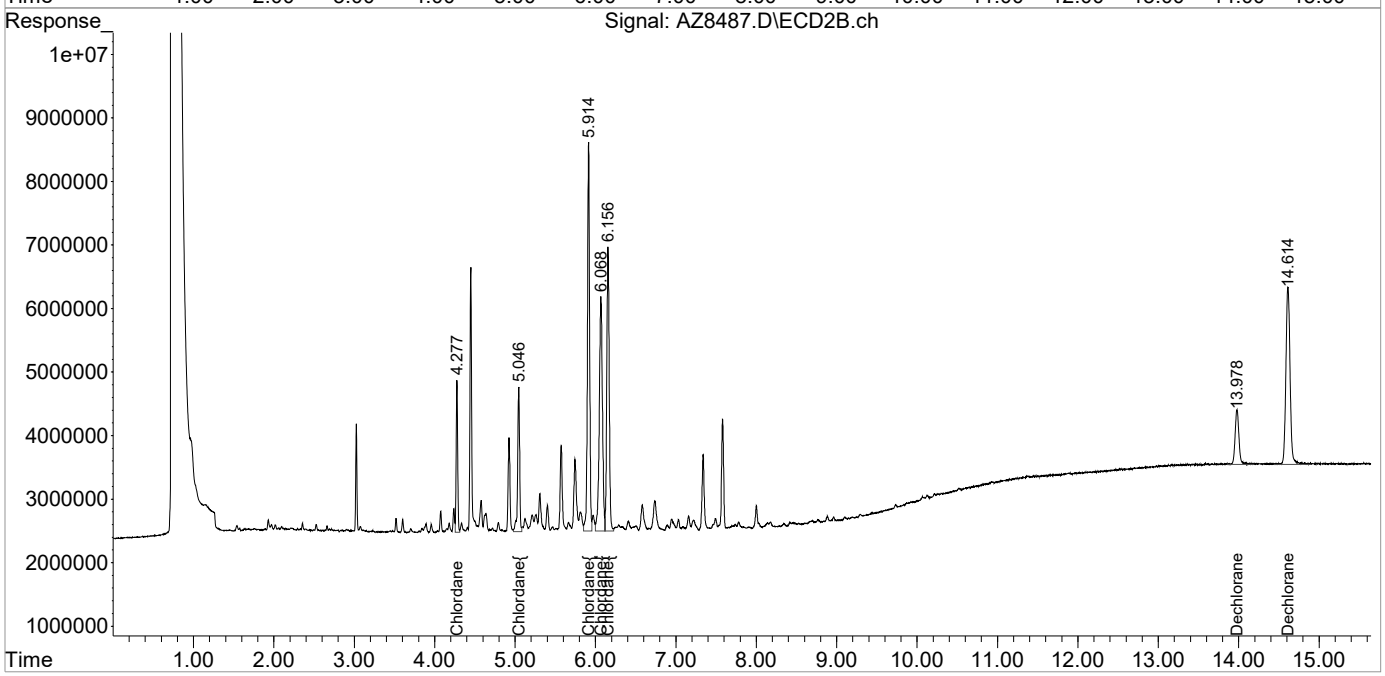

1st AF 06/11/21
2nd DM 06/14/21

Quantitation Report (QT Reviewed)

Data Path : I:\ACQUDATA\7890m\DATA\060921\
Data File : AZ8488.D
Signal(s) : Signal #1: ECD1A.ch Signal #2: ECD2B.ch
Acq On : 9 Jun 2021 8:38 pm
Operator : AFelser
Sample : CHLOR ML
Misc : 8081/608 ICAL
ALS Vial : 20 Sample Multiplier: 1

Integration File signal 1: EVENTS.E
Integration File signal 2: EVENTS2.E
Quant Time: Jun 10 13:24:53 2021
Quant Method : I:\ACQUDATA\7890m\Methods\8081-060921.M
Quant Title : 608.3/8081B PESTICIDES
QLast Update : Thu Jun 10 13:23:56 2021
Response via : Initial Calibration
Integrator: ChemStation

Volume Inj. : 1uL
Signal #1 Phase : STx-CLP Signal #2 Phase: STx-CLPII
Signal #1 Info : 0.32mm 30m Signal #2 Info : 0.32mm 30m

Compound	RT#1	RT#2	Resp#1	Resp#2	ug/l	ug/l
System Monitoring Compounds						
Target Compounds						
Sum Toxaphene			0	0	N.D.	N.D.
Average Toxaphene					0.000	0.000
29) L9C Chlordane	3.781	4.278	98557456	60827420	50.553	49.575
30) L9C Chlordane{2}	4.325	5.047	123.2E6	74208321	52.374	51.580
31) L9C Chlordane{3}	4.792	5.915	71864781	232.3E6	52.019	48.715
32) L9C Chlordane{4}	5.179	6.068	591.4E6	200.1E6	50.135	49.134
33) L9C Chlordane{5}	6.289	6.156	92951219	186.1E6	50.542	49.286
Sum Chlordane			978.0E6	753.6E6	255.622	248.290
Average Chlordane					51.124	49.658
34) L10C Dechloran...	12.158	13.978	96404793	52464014	11.094	10.697
35) L10C Dechloran...	12.594	14.612	343.2E6	190.5E6	10.805	10.634
Sum Dechlorane			439.6E6	242.9E6	21.899	21.331
Average Dechlorane					10.949	10.666

(f)=RT Delta > 1/2 Window (#)=Amounts differ by > 25% (m)=manual int.

Quantitation Report (QT Reviewed)

Data Path : I:\ACQUDATA\7890m\DATA\060921\
Data File : AZ8488.D
Signal(s) : Signal #1: ECD1A.ch Signal #2: ECD2B.ch
Acq On : 9 Jun 2021 8:38 pm
Operator : AFelser
Sample : CHLOR ML
Misc : 8081/608 ICAL
ALS Vial : 20 Sample Multiplier: 1

Integration File signal 1: EVENTS.E
Integration File signal 2: EVENTS2.E
Quant Time: Jun 10 13:24:53 2021
Quant Method : I:\ACQUDATA\7890m\Methods\8081-060921.M
Quant Title : 608.3/8081B PESTICIDES
QLast Update : Thu Jun 10 13:23:56 2021
Response via : Initial Calibration
Integrator: ChemStation

Volume Inj. : 1uL
Signal #1 Phase : STx-CLP Signal #2 Phase: STx-CLPII
Signal #1 Info : 0.32mm 30m Signal #2 Info : 0.32mm 30m

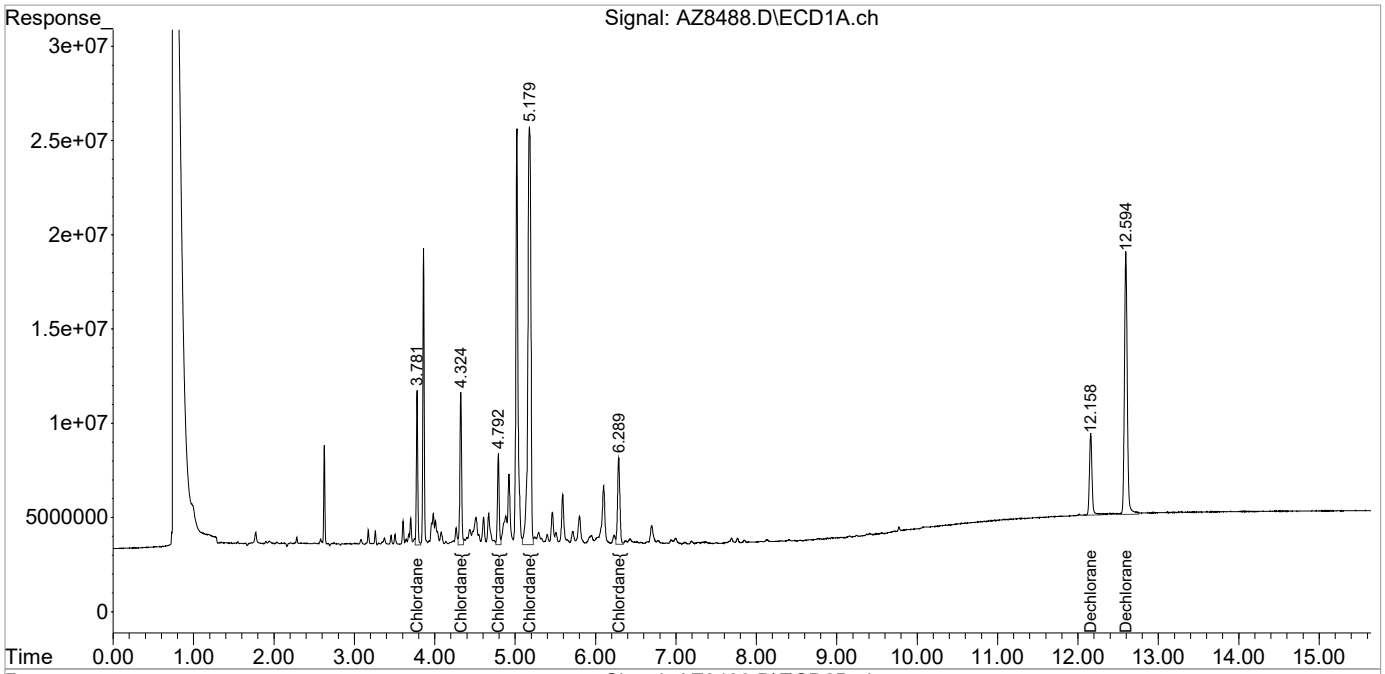

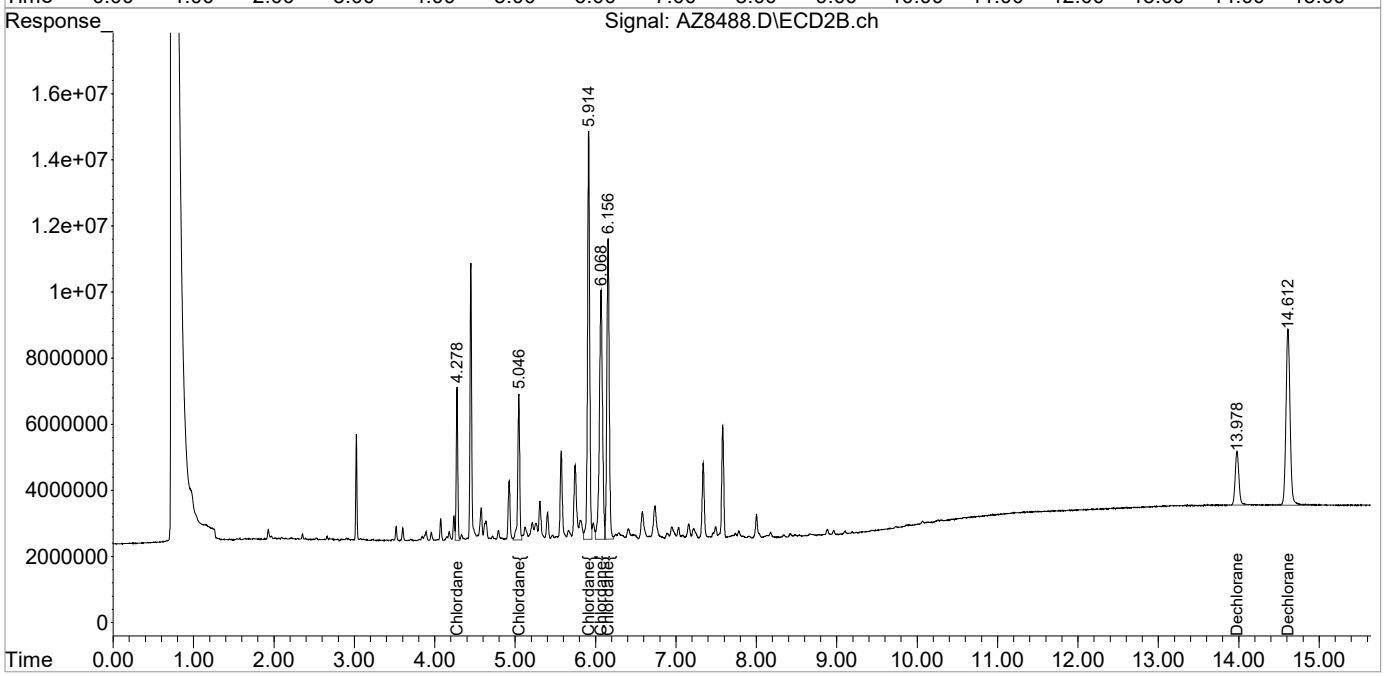

1st AF 06/11/21
2nd DM 06/14/21

Quantitation Report (QT Reviewed)

Data Path : I:\ACQUDATA\7890m\DATA\060921\
Data File : AZ8489.D
Signal(s) : Signal #1: ECD1A.ch Signal #2: ECD2B.ch
Acq On : 9 Jun 2021 8:58 pm
Operator : AFelser
Sample : CHLOR M
Misc : 8081/608 ICAL
ALS Vial : 21 Sample Multiplier: 1

Integration File signal 1: EVENTS.E
Integration File signal 2: EVENTS2.E
Quant Time: Jun 10 13:23:37 2021
Quant Method : I:\ACQUDATA\7890m\Methods\8081-060921.M
Quant Title : 608.3/8081B PESTICIDES
QLast Update : Thu Jun 10 13:23:25 2021
Response via : Initial Calibration
Integrator: ChemStation

Volume Inj. : 1uL
Signal #1 Phase : STx-CLP Signal #2 Phase: STx-CLPII
Signal #1 Info : 0.32mm 30m Signal #2 Info : 0.32mm 30m

Compound	RT#1	RT#2	Resp#1	Resp#2	ug/l	ug/l
System Monitoring Compounds						
Target Compounds						
Sum Toxaphene			0	0	N.D.	N.D.
Average Toxaphene					0.000	0.000
29) L9C Chlordane	3.782	4.278	195.0E6	122.7E6	100.000	100.000
30) L9C Chlordane{2}	4.326	5.047	235.2E6	143.9E6	100.000	100.000
31) L9C Chlordane{3}	4.792	5.914	138.2E6	476.9E6	100.000	100.000
32) L9C Chlordane{4}	5.182	6.067	1179.6E6	407.2E6	100.000	100.000
33) L9C Chlordane{5}	6.290	6.156	183.9E6	377.6E6	100.000	100.000
Sum Chlordane			1931.9E6	1528.3E6	500.000	500.000
Average Chlordane					100.000	100.000
34) L10C Dechloran...	12.158	13.977	434.5E6	245.2E6	50.000	50.000
35) L10C Dechloran...	12.595	14.610	1588.1E6	895.5E6	50.000	50.000
Sum Dechlorane			2022.6E6	1140.7E6	100.000	100.000
Average Dechlorane					50.000	50.000

(f)=RT Delta > 1/2 Window (#)=Amounts differ by > 25% (m)=manual int.

Quantitation Report (QT Reviewed)

Data Path : I:\ACQUDATA\7890m\DATA\060921\
Data File : AZ8489.D
Signal(s) : Signal #1: ECD1A.ch Signal #2: ECD2B.ch
Acq On : 9 Jun 2021 8:58 pm
Operator : AFelser
Sample : CHLOR M
Misc : 8081/608 ICAL
ALS Vial : 21 Sample Multiplier: 1

Integration File signal 1: EVENTS.E
Integration File signal 2: EVENTS2.E
Quant Time: Jun 10 13:23:37 2021
Quant Method : I:\ACQUDATA\7890m\Methods\8081-060921.M
Quant Title : 608.3/8081B PESTICIDES
QLast Update : Thu Jun 10 13:23:25 2021
Response via : Initial Calibration
Integrator: ChemStation

Volume Inj. : 1uL
Signal #1 Phase : STx-CLP Signal #2 Phase: STx-CLPII
Signal #1 Info : 0.32mm 30m Signal #2 Info : 0.32mm 30m

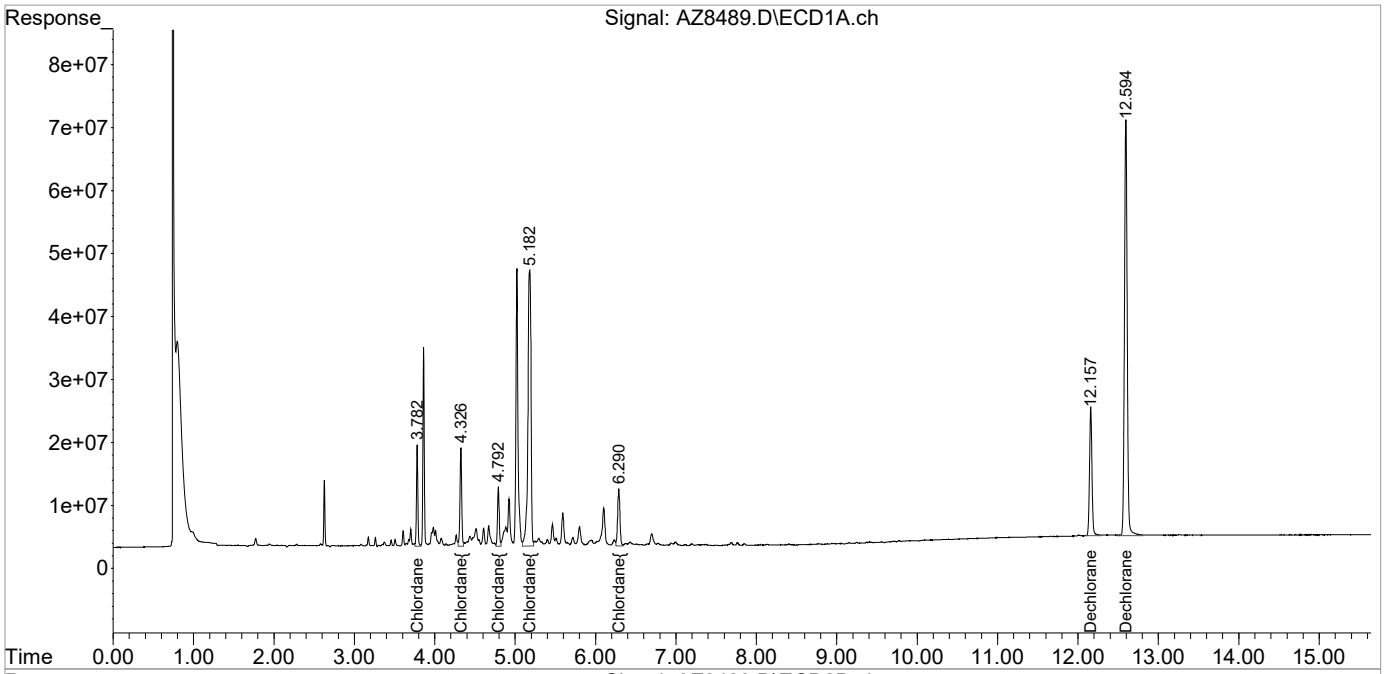

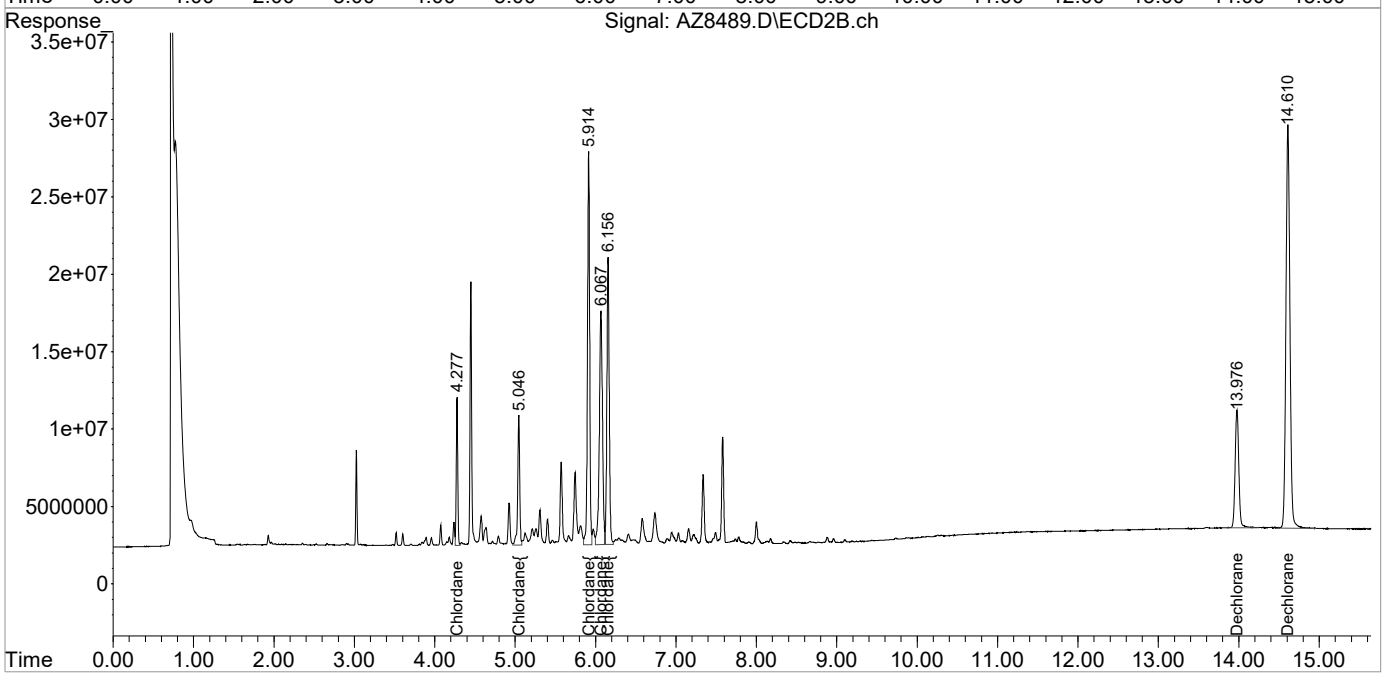

Quantitation Report (QT Reviewed)

Data Path : I:\ACQUDATA\7890m\DATA\060921\
Data File : AZ8490.D
Signal(s) : Signal #1: ECD1A.ch Signal #2: ECD2B.ch
Acq On : 9 Jun 2021 9:18 pm
Operator : AFelser
Sample : CHLOR MH
Misc : 8081/608 ICAL
ALS Vial : 22 Sample Multiplier: 1

Integration File signal 1: EVENTS.E
Integration File signal 2: EVENTS2.E
Quant Time: Jun 10 13:24:56 2021
Quant Method : I:\ACQUDATA\7890m\Methods\8081-060921.M
Quant Title : 608.3/8081B PESTICIDES
QLast Update : Thu Jun 10 13:23:56 2021
Response via : Initial Calibration
Integrator: ChemStation

Volume Inj. : 1uL
Signal #1 Phase : STx-CLP Signal #2 Phase: STx-CLPII
Signal #1 Info : 0.32mm 30m Signal #2 Info : 0.32mm 30m

Compound	RT#1	RT#2	Resp#1	Resp#2	ug/l	ug/l
System Monitoring Compounds						
Target Compounds						
Sum Toxaphene			0	0	N.D.	N.D.
Average Toxaphene					0.000	0.000
29) L9C Chlordane	3.782	4.278	472.8E6	308.2E6	242.493	251.225
30) L9C Chlordane{2}	4.326	5.046	542.5E6	343.2E6	230.607	238.528
31) L9C Chlordane{3}	4.792	5.914	339.5E6	1210.6E6	245.757	253.844
32) L9C Chlordane{4}	5.182	6.068	2844.7E6	1030.6E6	241.150	253.089
33) L9C Chlordane{5}	6.289	6.156	449.6E6	949.8E6	244.469	251.509
Sum Chlordane			4649.0E6	3842.4E6	1204.476	1248.195
Average Chlordane					240.895	249.639
34) L10C Dechloran...	12.159	13.979	900.1E6	511.6E6	103.572	104.307
35) L10C Dechloran...	12.596	14.614	3262.5E6	1881.5E6	102.717	105.053
Sum Dechlorane			4162.6E6	2393.1E6	206.290	209.361
Average Dechlorane					103.145	104.680

(f)=RT Delta > 1/2 Window (#)=Amounts differ by > 25% (m)=manual int.

Quantitation Report (QT Reviewed)

Data Path : I:\ACQUDATA\7890m\DATA\060921\
Data File : AZ8490.D
Signal(s) : Signal #1: ECD1A.ch Signal #2: ECD2B.ch
Acq On : 9 Jun 2021 9:18 pm
Operator : AFelser
Sample : CHLOR MH
Misc : 8081/608 ICAL
ALS Vial : 22 Sample Multiplier: 1

Integration File signal 1: EVENTS.E
Integration File signal 2: EVENTS2.E
Quant Time: Jun 10 13:24:56 2021
Quant Method : I:\ACQUDATA\7890m\Methods\8081-060921.M
Quant Title : 608.3/8081B PESTICIDES
QLast Update : Thu Jun 10 13:23:56 2021
Response via : Initial Calibration
Integrator: ChemStation

Volume Inj. : 1uL
Signal #1 Phase : STx-CLP Signal #2 Phase: STx-CLPII
Signal #1 Info : 0.32mm 30m Signal #2 Info : 0.32mm 30m

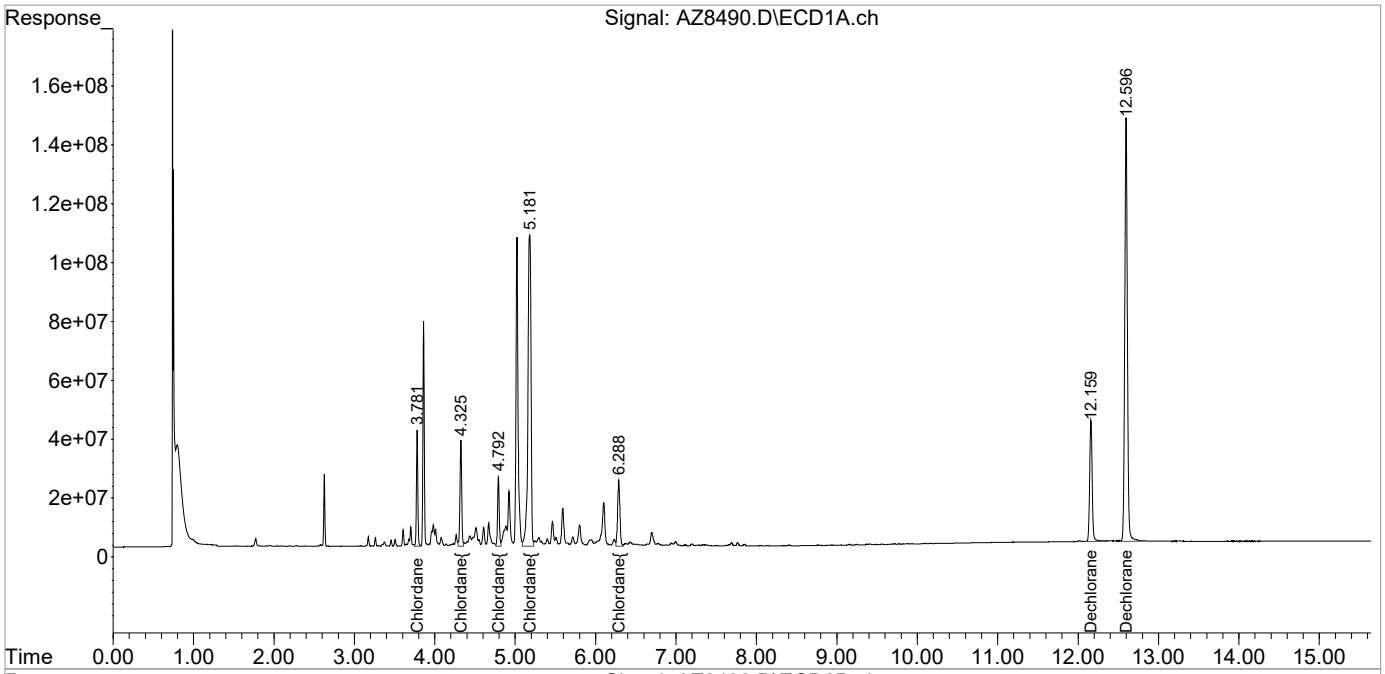

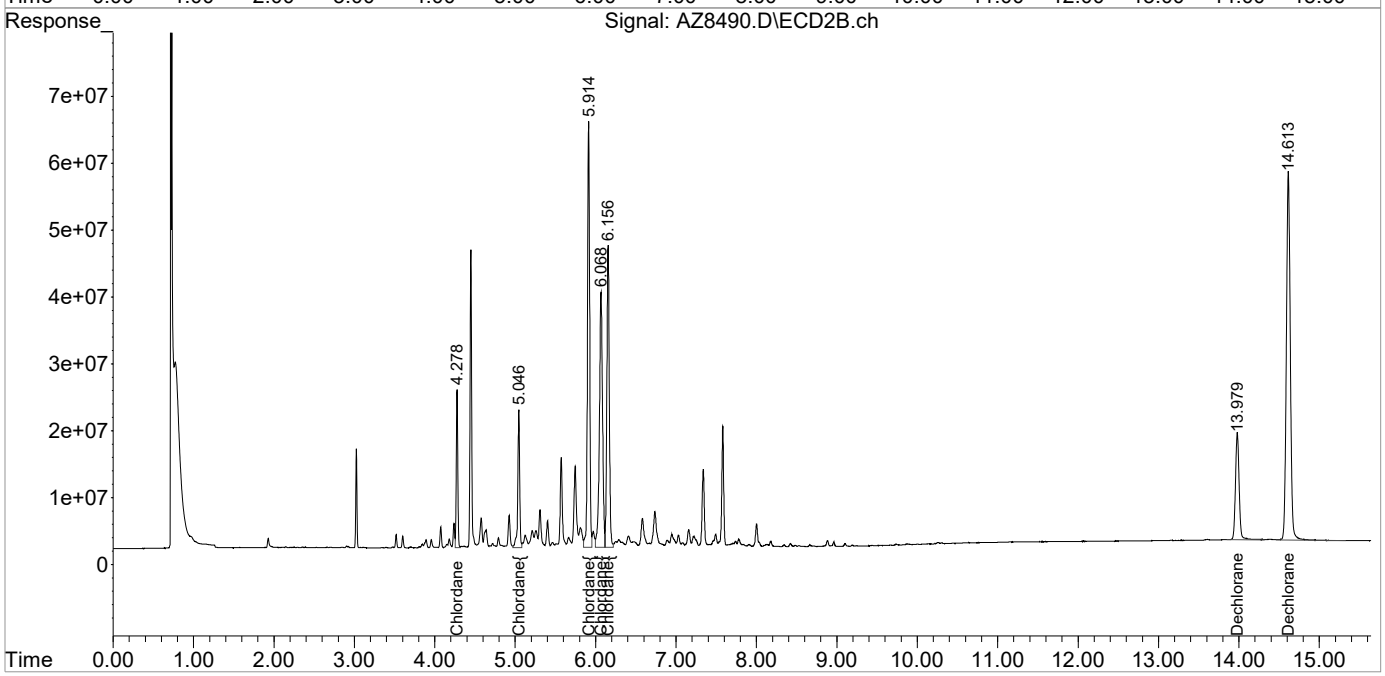

Quantitation Report (QT Reviewed)

Data Path : I:\ACQUDATA\7890m\DATA\060921\
Data File : AZ8491.D
Signal(s) : Signal #1: ECD1A.ch Signal #2: ECD2B.ch
Acq On : 9 Jun 2021 9:38 pm
Operator : AFelser
Sample : CHLOR H
Misc : 8081/608 ICAL
ALS Vial : 23 Sample Multiplier: 1

Integration File signal 1: EVENTS.E
Integration File signal 2: EVENTS2.E
Quant Time: Jun 10 13:24:59 2021
Quant Method : I:\ACQUDATA\7890m\Methods\8081-060921.M
Quant Title : 608.3/8081B PESTICIDES
QLast Update : Thu Jun 10 13:23:56 2021
Response via : Initial Calibration
Integrator: ChemStation

Volume Inj. : 1uL
Signal #1 Phase : STx-CLP Signal #2 Phase: STx-CLPII
Signal #1 Info : 0.32mm 30m Signal #2 Info : 0.32mm 30m

Compound	RT#1	RT#2	Resp#1	Resp#2	ug/l	ug/l
System Monitoring Compounds						
Target Compounds						
Sum Toxaphene			0	0	N.D.	N.D.
Average Toxaphene					0.000	0.000
29) L9C Chlordane	3.781	4.277	939.4E6	629.5E6	481.855	513.076
30) L9C Chlordane{2}	4.325	5.045	1035.1E6	670.0E6	440.031	465.683
31) L9C Chlordane{3}	4.792	5.914	667.3E6	2424.2E6	483.008	508.329
32) L9C Chlordane{4}	5.178	6.066	5497.9E6	2076.6E6	466.066	509.933
33) L9C Chlordane{5}	6.288	6.156	895.1E6	1900.0E6	486.693	503.137
Sum Chlordane			9034.7E6	7700.3E6	2357.652	2500.158
Average Chlordane					471.530	500.032
34) L10C Dechloran...	12.154	13.975	1794.7E6	1026.6E6	206.519	209.321
35) L10C Dechloran...	12.591	14.610	6562.4E6	3818.9E6	206.613	213.229
Sum Dechlorane			8357.1E6	4845.5E6	413.132	422.551
Average Dechlorane					206.566	211.275

(f)=RT Delta > 1/2 Window (#)=Amounts differ by > 25% (m)=manual int.

Quantitation Report (QT Reviewed)

Data Path : I:\ACQUDATA\7890m\DATA\060921\
Data File : AZ8491.D
Signal(s) : Signal #1: ECD1A.ch Signal #2: ECD2B.ch
Acq On : 9 Jun 2021 9:38 pm
Operator : AFelser
Sample : CHLOR H
Misc : 8081/608 ICAL
ALS Vial : 23 Sample Multiplier: 1

Integration File signal 1: EVENTS.E
Integration File signal 2: EVENTS2.E
Quant Time: Jun 10 13:24:59 2021
Quant Method : I:\ACQUDATA\7890m\Methods\8081-060921.M
Quant Title : 608.3/8081B PESTICIDES
QLast Update : Thu Jun 10 13:23:56 2021
Response via : Initial Calibration
Integrator: ChemStation

Volume Inj. : 1uL
Signal #1 Phase : STx-CLP Signal #2 Phase: STx-CLPII
Signal #1 Info : 0.32mm 30m Signal #2 Info : 0.32mm 30m

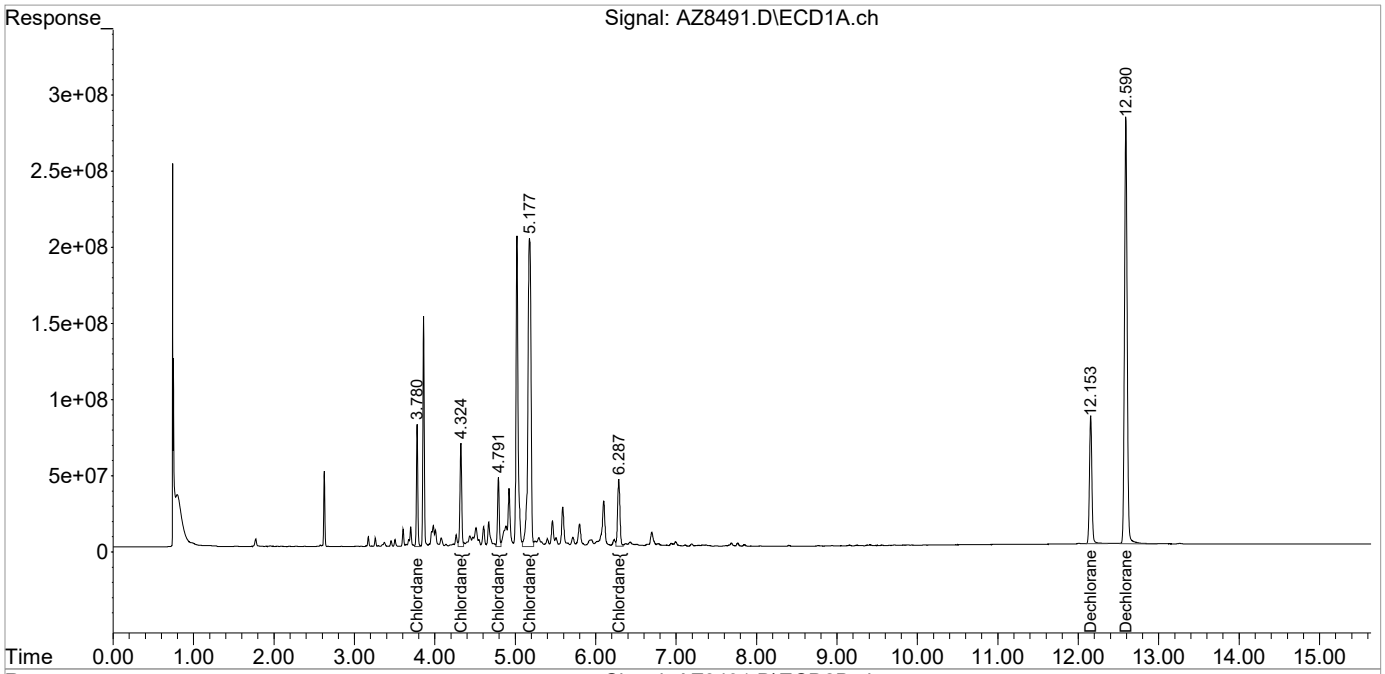

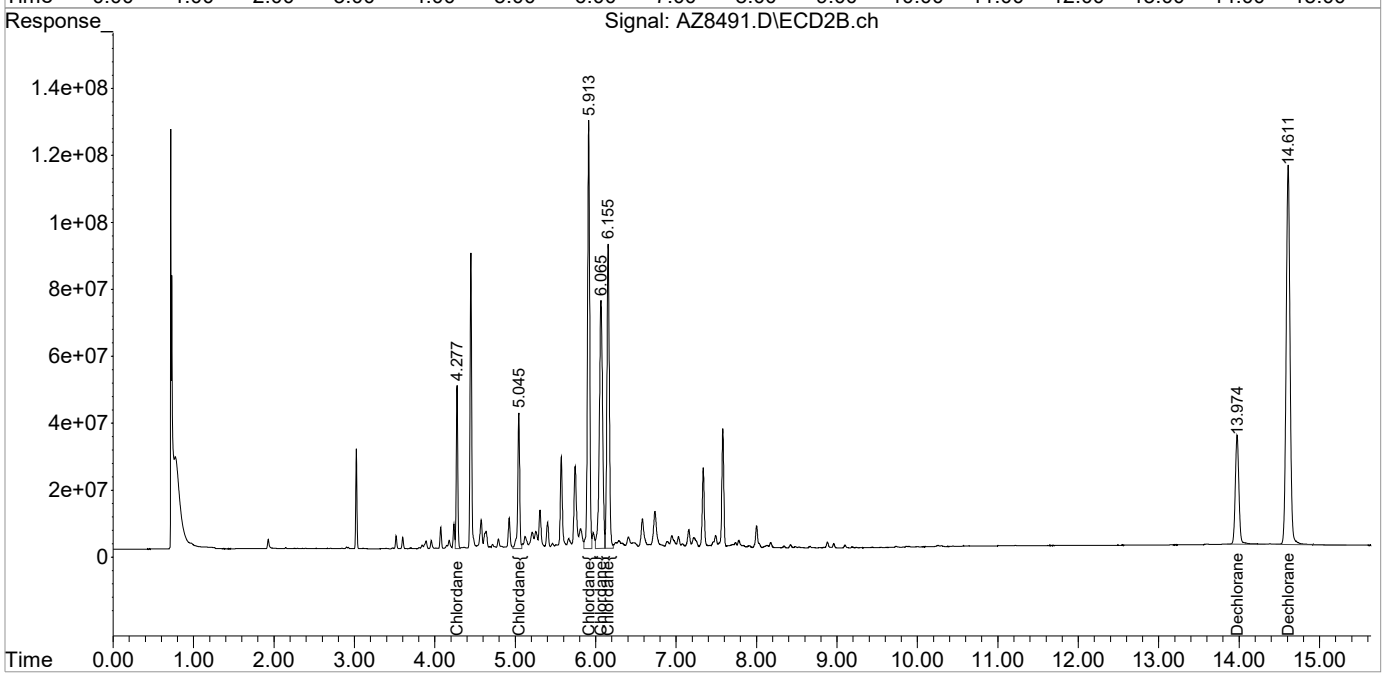

1st AF 06/11/21
2nd DM 06/14/21

Evaluate Continuing Calibration Report

Data Path : I:\ACQUDATA\7890m\DATA\060921\
Data File : AZ8492.D
Signal(s) : Signal #1: ECD1A.ch Signal #2: ECD2B.ch
Acq On : 9 Jun 2021 9:58 pm
Operator : AFelser
Sample : CHLOR ICV
Misc : 8081/608 ICAL
ALS Vial : 24 Sample Multiplier: 1

Integration File signal 1: EVENTS.E
Integration File signal 2: EVENTS2.E
Quant Time: Jun 10 13:59:37 2021
Quant Method : I:\ACQUDATA\7890m\Methods\8081-060921.M
Quant Title : 608.3/8081B PESTICIDES
QLast Update : Thu Jun 10 13:58:49 2021
Response via : Initial Calibration
Integrator: ChemStation

Volume Inj. : 1uL
Signal #1 Phase : STx-CLP Signal #2 Phase: STx-CLPII
Signal #1 Info : 0.32mm 30m Signal #2 Info : 0.32mm 30m

Min. RRF : 0.000 Min. Rel. Area : 50% Max. R.T. Dev 0.50min
Max. RRF Dev : 15% Max. Rel. Area : 150%

	Compound	Amount	Calc.	%Dev	Area%	Dev(Min)
29	L9C Chlordane	100.000	104.832	-4.8	110	0.00
30	L9C Chlordane{2}	100.000	90.759	9.2	96	0.00
31	L9C Chlordane{3}	100.000	87.833	12.2	90	0.00
32	L9C Chlordane{4}	100.000	92.361	7.6	94	0.00
33	L9C Chlordane{5}	100.000	92.308	7.7	96	0.00
34	L10CDechlorane{1}	50.000	47.701	4.6	106	0.00
35	L10CDechlorane{2}	50.000	48.074	3.9	105	0.00

Signal #2

29	L9C Chlordane	100.000	109.609	-9.6	112	0.00
30	L9C Chlordane{2}	100.000	94.168	5.8	97	0.00
31	L9C Chlordane{3}	100.000	92.075	7.9	92	0.00
32	L9C Chlordane{4}	100.000	90.022	10.0	91	0.00
33	L9C Chlordane{5}	100.000	96.586	3.4	97	0.00
34	L10CDechlorane{1}	50.000	49.100	1.8	107	0.00
35	L10CDechlorane{2}	50.000	49.020	2.0	107	0.00

Evaluate Continuing Calibration Report - Not Founds

1	S	SURR1,Tetrac	25.000	0.000	100.0#	0	-2.67#
2	tc	alpha-BHC	25.000	0.000	100.0#	0	-3.13#
3	tcm	gamma-BHC (L	25.000	0.000	100.0#	0	-3.41#
4	tcm	Heptachlor	25.000	0.000	100.0#	0	-3.86#
5	tcm	Aldrin	25.000	0.000	100.0#	0	-4.18#
6	tc	beta-BHC	25.000	0.000	100.0#	0	-3.49#
7	TC	delta-BHC	25.000	0.000	100.0#	0	-3.66#
8	tc	Heptachlor E	25.000	0.000	100.0#	0	-4.87#
9	tc	alpha-Endosu	25.000	0.000	100.0#	0	-5.36#
10	tc	gamma-Chlord	25.000	0.000	100.0#	0	-5.02#
11	tc	alpha-Chlord	25.000	0.000	100.0#	0	-5.19#
12	tc	4,4'-DDE	25.000	0.000	100.0#	0	-5.31#
13	tcm	Dieldrin	25.000	0.000	100.0#	0	-5.69#
14	tcm	Endrin	25.000	0.000	100.0#	0	-6.04#
15	tc	beta-Endosul	25.000	0.000	100.0#	0	-6.41#
16	tc	4,4'-DDD	25.000	0.000	100.0#	0	-6.19#
17	tcm	4,4'-DDT	25.000	0.000	100.0#	0	-6.67#
18	tc	Endrin Aldeh	25.000	0.000	100.0#	0	-7.09#
19	tc	Endosulfan S	25.000	0.000	100.0#	0	-7.71#
20	tc	Methoxychlor	25.000	0.000	100.0#	0	-7.46#
21	tc	Endrin Keton	25.000	0.000	100.0#	0	-8.06#
22	tc	Mirex	25.000	0.000	100.0#	0	-7.54#
23	S	SURR2,Decachlorobiphenyl	25.000	0.000	100.0#	0	-9.26#
24	L8C	Toxaphene	500.000	0.000	100.0#	0	-5.83#

Evaluate Continuing Calibration Report

Data Path : I:\ACQUDATA\7890m\DATA\060921\
Data File : AZ8492.D
Signal(s) : Signal #1: ECD1A.ch Signal #2: ECD2B.ch
Acq On : 9 Jun 2021 9:58 pm
Operator : AFelser
Sample : CHLOR ICV
Misc : 8081/608 ICAL
ALS Vial : 24 Sample Multiplier: 1

Integration File signal 1: EVENTS.E
Integration File signal 2: EVENTS2.E
Quant Time: Jun 10 13:59:37 2021
Quant Method : I:\ACQUDATA\7890m\Methods\8081-060921.M
Quant Title : 608.3/8081B PESTICIDES
QLast Update : Thu Jun 10 13:58:49 2021
Response via : Initial Calibration
Integrator: ChemStation

Volume Inj. : 1uL
Signal #1 Phase : STx-CLP Signal #2 Phase: STx-CLPII
Signal #1 Info : 0.32mm 30m Signal #2 Info : 0.32mm 30m

Min. RRF : 0.000 Min. Rel. Area : 50% Max. R.T. Dev 0.50min
Max. RRF Dev : 15% Max. Rel. Area : 150%

	Compound	Amount	Calc.	%Dev	Area%	Dev(Min)
25	L8C Toxaphene{2}	500.000	0.000	100.0#	0	-6.19#
26	L8C Toxaphene{3}	500.000	0.000	100.0#	0	-6.61#
27	L8C Toxaphene{4}	500.000	0.000	100.0#	0	-7.25#
28	L8C Toxaphene{5}	500.000	0.000	100.0#	0	-7.56#

Signal #2

1	S SURR1,Tetrac	25.000	0.000	100.0#	0	-2.99#
2	tc alpha-BHC	25.000	0.000	100.0#	0	-3.57#
3	tcm gamma-BHC (L	25.000	0.000	100.0#	0	-3.95#
4	tcm Heptachlor	25.000	0.000	100.0#	0	-4.45#
5	tcm Aldrin	25.000	0.000	100.0#	0	-4.85#
6	tc beta-BHC	25.000	0.000	100.0#	0	-4.03#
7	tc delta-BHC	25.000	0.000	100.0#	0	-4.37#
8	tc Heptachlor E	25.000	0.000	100.0#	0	-5.63#
9	tc alpha-Endosu	25.000	0.000	100.0#	0	-6.25#
10	tc gamma-Chlord	25.000	0.000	100.0#	0	-5.92#
11	tc alpha-Chlord	25.000	0.000	100.0#	0	-6.16#
12	tc 4,4'-DDE	25.000	0.000	100.0#	0	-6.48#
13	tcm Dieldrin	25.000	0.000	100.0#	0	-6.73#
14	tcm Endrin	25.000	0.000	100.0#	0	-7.21#
15	tc beta-Endosul	25.000	0.000	100.0#	0	-7.52#
16	tc 4,4'-DDD	25.000	0.000	100.0#	0	-7.41#
17	tcm 4,4'-DDT	25.000	0.000	100.0#	0	-7.84#
18	tc Endrin Aldeh	25.000	0.000	100.0#	0	-7.98#
19	tc Endosulfan S	25.000	0.000	100.0#	0	-8.33#
20	tc Methoxychlor	25.000	0.000	100.0#	0	-8.71#
21	tc Endrin Keton	25.000	0.000	100.0#	0	-8.95#
22	tc Mirex	25.000	0.000	100.0#	0	-8.90#
23	S SURR2,Decachlorobiphenyl	25.000	0.000	100.0#	0	-10.22#
24	L8C Toxaphene	500.000	0.000	100.0#	0	-6.72#
25	L8C Toxaphene{2}	500.000	0.000	100.0#	0	-6.89#
26	L8C Toxaphene{3}	500.000	0.000	100.0#	0	-7.64#
27	L8C Toxaphene{4}	500.000	0.000	100.0#	0	-7.89#
28	L8C Toxaphene{5}	500.000	0.000	100.0#	0	-8.10#

(#) = Out of Range SPCC's out = 0 CCC's out = 52

ALS Group USA, Corp.
dba ALS Environmental

QA/QC Report

Client: LU Engineers
Project: Orchard Street

Service Request: R2105887
Calibration Date: 6/9/2021

Initial Calibration Summary
Organochlorine Pesticides by Gas Chromatography using Microwave Extraction

Calibration ID: RC2100069
Instrument ID: R-GC-62

Signal ID: STx-CLP

#	Lab Code	Sample Name	File Location	Acquisition Date
01	RC2100069-01	8081 LL	I:\ACQUDATA\7890m\DATA\060921\AZ8472.D	06/09/2021 15:17
02	RC2100069-02	8081 L	I:\ACQUDATA\7890m\DATA\060921\AZ8473.D	06/09/2021 15:37
03	RC2100069-03	8081 ML	I:\ACQUDATA\7890m\DATA\060921\AZ8474.D	06/09/2021 15:57
04	RC2100069-04	8081 M	I:\ACQUDATA\7890m\DATA\060921\AZ8475.D	06/09/2021 16:17
05	RC2100069-05	8081 MH	I:\ACQUDATA\7890m\DATA\060921\AZ8476.D	06/09/2021 16:37
06	RC2100069-06	8081 H	I:\ACQUDATA\7890m\DATA\060921\AZ8477.D	06/09/2021 16:57
08	RC2100069-08	TOX LL	I:\ACQUDATA\7890m\DATA\060921\AZ8479.D	06/09/2021 17:37
09	RC2100069-09	TOX L	I:\ACQUDATA\7890m\DATA\060921\AZ8480.D	06/09/2021 17:57
10	RC2100069-10	TOX ML	I:\ACQUDATA\7890m\DATA\060921\AZ8481.D	06/09/2021 18:17
11	RC2100069-11	TOX M	I:\ACQUDATA\7890m\DATA\060921\AZ8482.D	06/09/2021 18:38
12	RC2100069-12	TOX MH	I:\ACQUDATA\7890m\DATA\060921\AZ8483.D	06/09/2021 18:58
13	RC2100069-13	TOX H	I:\ACQUDATA\7890m\DATA\060921\AZ8484.D	06/09/2021 19:18
15	RC2100069-15	CHLOR LL	I:\ACQUDATA\7890m\DATA\060921\AZ8486.D	06/09/2021 19:58
16	RC2100069-16	CHLOR L	I:\ACQUDATA\7890m\DATA\060921\AZ8487.D	06/09/2021 20:18
17	RC2100069-17	CHLOR ML	I:\ACQUDATA\7890m\DATA\060921\AZ8488.D	06/09/2021 20:38
18	RC2100069-18	CHLOR M	I:\ACQUDATA\7890m\DATA\060921\AZ8489.D	06/09/2021 20:58
19	RC2100069-19	CHLOR MH	I:\ACQUDATA\7890m\DATA\060921\AZ8490.D	06/09/2021 21:18
20	RC2100069-20	CHLOR H	I:\ACQUDATA\7890m\DATA\060921\AZ8491.D	06/09/2021 21:38

Analyte

4,4'-DDD

#	Amount	RF	#	Amount	RF	#	Amount	RF	#	Amount	RF
01	1.000	4.66E7	02	5.000	4.634E7	03	10.000	4.811E7	04	25.000	4.842E7
05	50.000	4.968E7	06	100.000	4.915E7						

4,4'-DDE

#	Amount	RF	#	Amount	RF	#	Amount	RF	#	Amount	RF
01	1.000	5.618E7	02	5.000	5.742E7	03	10.000	6.057E7	04	25.000	5.984E7
05	50.000	6.012E7	06	100.000	5.771E7						

4,4'-DDT

#	Amount	RF	#	Amount	RF	#	Amount	RF	#	Amount	RF
01	1.000	5.14E7	02	5.000	4.992E7	03	10.000	5.278E7	04	25.000	5.22E7
05	50.000	5.364E7	06	100.000	5.298E7						

Aldrin

#	Amount	RF	#	Amount	RF	#	Amount	RF	#	Amount	RF
01	1.000	6.788E7	02	5.000	6.834E7	03	10.000	7.099E7	04	25.000	6.999E7
05	50.000	7.011E7	06	100.000	6.772E7						

Decachlorobiphenyl

#	Amount	RF	#	Amount	RF	#	Amount	RF	#	Amount	RF
01	1.000	4.903E7	02	5.000	4.99E7	03	10.000	5.087E7	04	25.000	4.818E7

ALS Group USA, Corp.
dba ALS Environmental

QA/QC Report

Client: LU Engineers
Project: Orchard Street

Service Request: R2105887
Calibration Date: 6/9/2021

Initial Calibration Summary
Organochlorine Pesticides by Gas Chromatography using Microwave Extraction

Calibration ID: RC2100069
Instrument ID: R-GC-62

Signal ID: STx-CLP

Analyte

Decachlorobiphenyl

#	Amount	RF	#	Amount	RF	#	Amount	RF	#	Amount	RF
05	50.000	4.793E7	06	100.000	4.693E7						

Dieldrin

#	Amount	RF	#	Amount	RF	#	Amount	RF	#	Amount	RF
01	1.000	6.273E7	02	5.000	6.316E7	03	10.000	6.659E7	04	25.000	6.58E7
05	50.000	6.648E7	06	100.000	6.416E7						

Endosulfan I

#	Amount	RF	#	Amount	RF	#	Amount	RF	#	Amount	RF
01	1.000	6.117E7	02	5.000	5.991E7	03	10.000	6.176E7	04	25.000	5.987E7
05	50.000	5.96E7	06	100.000	5.735E7						

Endosulfan II

#	Amount	RF	#	Amount	RF	#	Amount	RF	#	Amount	RF
01	1.000	5.781E7	02	5.000	5.618E7	03	10.000	5.72E7	04	25.000	5.589E7
05	50.000	5.609E7	06	100.000	5.437E7						

Endosulfan Sulfate

#	Amount	RF	#	Amount	RF	#	Amount	RF	#	Amount	RF
01	1.000	5.518E7	02	5.000	5.084E7	03	10.000	5.31E7	04	25.000	5.12E7
05	50.000	5.123E7	06	100.000	4.966E7						

Endrin

#	Amount	RF	#	Amount	RF	#	Amount	RF	#	Amount	RF
01	1.000	5.893E7	02	5.000	5.868E7	03	10.000	6.125E7	04	25.000	5.984E7
05	50.000	6.016E7	06	100.000	5.802E7						

Heptachlor

#	Amount	RF	#	Amount	RF	#	Amount	RF	#	Amount	RF
01	1.000	7.654E7	02	5.000	7.335E7	03	10.000	7.593E7	04	25.000	7.382E7
05	50.000	7.404E7	06	100.000	7.136E7						

Lindane

#	Amount	RF	#	Amount	RF	#	Amount	RF	#	Amount	RF
01	1.000	7.672E7	02	5.000	7.658E7	03	10.000	7.925E7	04	25.000	7.865E7
05	50.000	8.047E7	06	100.000	8.001E7						

Tetrachloro-m-xylene

#	Amount	RF	#	Amount	RF	#	Amount	RF	#	Amount	RF
01	1.000	6.135E7	02	5.000	6.168E7	03	10.000	6.207E7	04	25.000	5.911E7
05	50.000	5.861E7	06	100.000	5.534E7						

alpha-BHC

#	Amount	RF	#	Amount	RF	#	Amount	RF	#	Amount	RF
01	1.000	7.765E7	02	5.000	8.294E7	03	10.000	8.761E7	04	25.000	8.792E7
05	50.000	9.056E7	06	100.000	9.071E7						

Client: LU Engineers
Project: Orchard Street

Service Request: R2105887
Calibration Date: 6/9/2021

Initial Calibration Summary
Organochlorine Pesticides by Gas Chromatography using Microwave Extraction

Calibration ID: RC2100069
Instrument ID: R-GC-62

Signal ID: STx-CLP

Analyte

alpha-Chlordane

#	Amount	RF	#	Amount	RF	#	Amount	RF	#	Amount	RF
01	1.000	6.463E7	02	5.000	6.313E7	03	10.000	6.497E7	04	25.000	6.313E7
05	50.000	6.33E7	06	100.000	6.098E7						

beta-BHC

#	Amount	RF	#	Amount	RF	#	Amount	RF	#	Amount	RF
01	1.000	3.989E7	02	5.000	3.51E7	03	10.000	3.415E7	04	25.000	3.272E7
05	50.000	3.272E7	06	100.000	3.207E7						

delta-BHC

#	Amount	RF	#	Amount	RF	#	Amount	RF	#	Amount	RF
01	1.000	7.294E7	02	5.000	7.388E7	03	10.000	7.774E7	04	25.000	7.734E7
05	50.000	7.953E7	06	100.000	7.882E7						

ALS Group USA, Corp.
dba ALS Environmental

QA/QC Report

Client: LU Engineers
Project: Orchard Street

Service Request: R2105887
Calibration Date: 6/9/2021

Initial Calibration Summary
Organochlorine Pesticides by Gas Chromatography using Microwave Extraction

Calibration ID: RC2100069
Instrument ID: R-GC-62

Signal ID: STx-CLP

		Calibration Evaluation				Calibration Evaluation	
Analyte Name	Compound Type	Fit Type	Eval	Eval Result	Control Criteria	Average RRF	Minimum RRF
4,4'-DDD	TRG	Average RF	% RSD	2.8	≤20	4.805E7	
4,4'-DDE	TRG	Average RF	% RSD	3.0	≤20	5.864E7	
4,4'-DDT	TRG	Average RF	% RSD	2.5	≤20	5.215E7	
Aldrin	TRG	Average RF	% RSD	2.0	≤20	6.917E7	
Decachlorobiphenyl	SURR	Average RF	% RSD	2.9	≤20	4.881E7	
Dieldrin	TRG	Average RF	% RSD	2.6	≤20	6.482E7	
Endosulfan I	TRG	Average RF	% RSD	2.5	≤20	5.994E7	
Endosulfan II	TRG	Average RF	% RSD	2.1	≤20	5.626E7	
Endosulfan Sulfate	TRG	Average RF	% RSD	3.8	≤20	5.187E7	
Endrin	TRG	Average RF	% RSD	2.0	≤20	5.948E7	
Heptachlor	TRG	Average RF	% RSD	2.5	≤20	7.417E7	
Lindane	TRG	Average RF	% RSD	2.1	≤20	7.861E7	
Tetrachloro-m-xylene	SURR	Average RF	% RSD	4.3	≤20	5.969E7	
alpha-BHC	TRG	Average RF	% RSD	5.9	≤20	8.623E7	
alpha-Chlordane	TRG	Average RF	% RSD	2.2	≤20	6.336E7	
beta-BHC	TRG	Average RF	% RSD	8.4	≤20	3.444E7	
delta-BHC	TRG	Average RF	% RSD	3.5	≤20	7.671E7	

ALS Group USA, Corp.
dba ALS Environmental

QA/QC Report

Client: LU Engineers
Project: Orchard Street

Service Request: R2105887
Calibration Date: 6/9/2021

Initial Calibration Summary
Organochlorine Pesticides by Gas Chromatography using Microwave Extraction

Calibration ID: RC2100069
Instrument ID: R-GC-62

Signal ID: STx-CLPII

#	Lab Code	Sample Name	File Location	Acquisition Date
01	RC2100069-01	8081 LL	I:\ACQUDATA\7890m\DATA\060921\AZ8472.D	06/09/2021 15:17
02	RC2100069-02	8081 L	I:\ACQUDATA\7890m\DATA\060921\AZ8473.D	06/09/2021 15:37
03	RC2100069-03	8081 ML	I:\ACQUDATA\7890m\DATA\060921\AZ8474.D	06/09/2021 15:57
04	RC2100069-04	8081 M	I:\ACQUDATA\7890m\DATA\060921\AZ8475.D	06/09/2021 16:17
05	RC2100069-05	8081 MH	I:\ACQUDATA\7890m\DATA\060921\AZ8476.D	06/09/2021 16:37
06	RC2100069-06	8081 H	I:\ACQUDATA\7890m\DATA\060921\AZ8477.D	06/09/2021 16:57
08	RC2100069-08	TOX LL	I:\ACQUDATA\7890m\DATA\060921\AZ8479.D	06/09/2021 17:37
09	RC2100069-09	TOX L	I:\ACQUDATA\7890m\DATA\060921\AZ8480.D	06/09/2021 17:57
10	RC2100069-10	TOX ML	I:\ACQUDATA\7890m\DATA\060921\AZ8481.D	06/09/2021 18:17
11	RC2100069-11	TOX M	I:\ACQUDATA\7890m\DATA\060921\AZ8482.D	06/09/2021 18:38
12	RC2100069-12	TOX MH	I:\ACQUDATA\7890m\DATA\060921\AZ8483.D	06/09/2021 18:58
13	RC2100069-13	TOX H	I:\ACQUDATA\7890m\DATA\060921\AZ8484.D	06/09/2021 19:18
15	RC2100069-15	CHLOR LL	I:\ACQUDATA\7890m\DATA\060921\AZ8486.D	06/09/2021 19:58
16	RC2100069-16	CHLOR L	I:\ACQUDATA\7890m\DATA\060921\AZ8487.D	06/09/2021 20:18
17	RC2100069-17	CHLOR ML	I:\ACQUDATA\7890m\DATA\060921\AZ8488.D	06/09/2021 20:38
18	RC2100069-18	CHLOR M	I:\ACQUDATA\7890m\DATA\060921\AZ8489.D	06/09/2021 20:58
19	RC2100069-19	CHLOR MH	I:\ACQUDATA\7890m\DATA\060921\AZ8490.D	06/09/2021 21:18
20	RC2100069-20	CHLOR H	I:\ACQUDATA\7890m\DATA\060921\AZ8491.D	06/09/2021 21:38

Analyte

4,4'-DDD

#	Amount	RF	#	Amount	RF	#	Amount	RF	#	Amount	RF
01	1.000	3.109E7	02	5.000	3.134E7	03	10.000	3.274E7	04	25.000	3.349E7
05	50.000	3.487E7	06	100.000	3.533E7						

4,4'-DDE

#	Amount	RF	#	Amount	RF	#	Amount	RF	#	Amount	RF
01	1.000	3.833E7	02	5.000	3.955E7	03	10.000	4.171E7	04	25.000	4.285E7
05	50.000	4.427E7	06	100.000	4.421E7						

4,4'-DDT

#	Amount	RF	#	Amount	RF	#	Amount	RF	#	Amount	RF
01	1.000	3.007E7	02	5.000	3.13E7	03	10.000	3.382E7	04	25.000	3.446E7
05	50.000	3.626E7	06	100.000	3.684E7						

Aldrin

#	Amount	RF	#	Amount	RF	#	Amount	RF	#	Amount	RF
01	1.000	4.258E7	02	5.000	4.446E7	03	10.000	4.707E7	04	25.000	4.777E7
05	50.000	4.903E7	06	100.000	4.864E7						

Decachlorobiphenyl

#	Amount	RF	#	Amount	RF	#	Amount	RF	#	Amount	RF
01	1.000	3.31E7	02	5.000	3.056E7	03	10.000	3.032E7	04	25.000	2.89E7

ALS Group USA, Corp.
dba ALS Environmental

QA/QC Report

Client: LU Engineers
Project: Orchard Street

Service Request: R2105887
Calibration Date: 6/9/2021

Initial Calibration Summary
Organochlorine Pesticides by Gas Chromatography using Microwave Extraction

Calibration ID: RC2100069
Instrument ID: R-GC-62

Signal ID: STx-CLPII

Analyte

Decachlorobiphenyl

#	Amount	RF	#	Amount	RF	#	Amount	RF	#	Amount	RF
05	50.000	2.898E7	06	100.000	2.915E7						

Dieldrin

#	Amount	RF	#	Amount	RF	#	Amount	RF	#	Amount	RF
01	1.000	4.152E7	02	5.000	4.182E7	03	10.000	4.413E7	04	25.000	4.479E7
05	50.000	4.587E7	06	100.000	4.531E7						

Endosulfan I

#	Amount	RF	#	Amount	RF	#	Amount	RF	#	Amount	RF
01	1.000	3.851E7	02	5.000	3.861E7	03	10.000	4E7	04	25.000	4.021E7
05	50.000	4.077E7	06	100.000	3.998E7						

Endosulfan II

#	Amount	RF	#	Amount	RF	#	Amount	RF	#	Amount	RF
01	1.000	3.719E7	02	5.000	3.748E7	03	10.000	3.877E7	04	25.000	3.849E7
05	50.000	3.897E7	06	100.000	3.751E7						

Endosulfan Sulfate

#	Amount	RF	#	Amount	RF	#	Amount	RF	#	Amount	RF
01	1.000	3.216E7	02	5.000	3.146E7	03	10.000	3.253E7	04	25.000	3.214E7
05	50.000	3.279E7	06	100.000	3.249E7						

Endrin

#	Amount	RF	#	Amount	RF	#	Amount	RF	#	Amount	RF
01	1.000	3.647E7	02	5.000	3.715E7	03	10.000	3.912E7	04	25.000	3.917E7
05	50.000	3.995E7	06	100.000	3.925E7						

Heptachlor

#	Amount	RF	#	Amount	RF	#	Amount	RF	#	Amount	RF
01	1.000	4.543E7	02	5.000	4.51E7	03	10.000	4.862E7	04	25.000	4.819E7
05	50.000	4.97E7	06	100.000	4.733E7						

Lindane

#	Amount	RF	#	Amount	RF	#	Amount	RF	#	Amount	RF
01	1.000	4.631E7	02	5.000	4.905E7	03	10.000	5.222E7	04	25.000	5.307E7
05	50.000	5.539E7	06	100.000	5.635E7						

Tetrachloro-m-xylene

#	Amount	RF	#	Amount	RF	#	Amount	RF	#	Amount	RF
01	1.000	4.014E7	02	5.000	3.983E7	03	10.000	4.097E7	04	25.000	4.013E7
05	50.000	4.074E7	06	100.000	4.04E7						

alpha-BHC

#	Amount	RF	#	Amount	RF	#	Amount	RF	#	Amount	RF
01	1.000	4.939E7	02	5.000	5.408E7	03	10.000	5.8E7	04	25.000	5.947E7
05	50.000	6.224E7	06	100.000	6.363E7						

ALS Group USA, Corp.
dba ALS Environmental

QA/QC Report

Client: LU Engineers
Project: Orchard Street

Service Request: R2105887
Calibration Date: 6/9/2021

Initial Calibration Summary
Organochlorine Pesticides by Gas Chromatography using Microwave Extraction

Calibration ID: RC2100069
Instrument ID: R-GC-62

Signal ID: STx-CLPII

Analyte

alpha-Chlordane

#	Amount	RF	#	Amount	RF	#	Amount	RF	#	Amount	RF
01	1.000	4.161E7	02	5.000	4.117E7	03	10.000	4.266E7	04	25.000	4.305E7
05	50.000	4.426E7	06	100.000	4.42E7						

beta-BHC

#	Amount	RF	#	Amount	RF	#	Amount	RF	#	Amount	RF
01	1.000	2.355E7	02	5.000	2.203E7	03	10.000	2.231E7	04	25.000	2.198E7
05	50.000	2.251E7	06	100.000	2.25E7						

delta-BHC

#	Amount	RF	#	Amount	RF	#	Amount	RF	#	Amount	RF
01	1.000	4.523E7	02	5.000	4.812E7	03	10.000	5.177E7	04	25.000	5.257E7
05	50.000	5.51E7	06	100.000	5.603E7						

ALS Group USA, Corp.
dba ALS Environmental

QA/QC Report

Client: LU Engineers
Project: Orchard Street

Service Request: R2105887
Calibration Date: 6/9/2021

Initial Calibration Summary
Organochlorine Pesticides by Gas Chromatography using Microwave Extraction

Calibration ID: RC2100069
Instrument ID: R-GC-62

Signal ID: STx-CLPII

		Calibration Evaluation				Calibration Evaluation	
Analyte Name	Compound Type	Fit Type	Eval	Eval Result	Control Criteria	Average RRF	Minimum RRF
4,4'-DDD	TRG	Average RF	% RSD	5.3	≤20	3.314E7	
4,4'-DDE	TRG	Average RF	% RSD	5.9	≤20	4.182E7	
4,4'-DDT	TRG	Average RF	% RSD	7.9	≤20	3.379E7	
Aldrin	TRG	Average RF	% RSD	5.5	≤20	4.659E7	
Decachlorobiphenyl	SURR	Average RF	% RSD	5.3	≤20	3.017E7	
Dieldrin	TRG	Average RF	% RSD	4.2	≤20	4.391E7	
Endosulfan I	TRG	Average RF	% RSD	2.3	≤20	3.968E7	
Endosulfan II	TRG	Average RF	% RSD	2.0	≤20	3.807E7	
Endosulfan Sulfate	TRG	Average RF	% RSD	1.4	≤20	3.226E7	
Endrin	TRG	Average RF	% RSD	3.6	≤20	3.852E7	
Heptachlor	TRG	Average RF	% RSD	3.8	≤20	4.74E7	
Lindane	TRG	Average RF	% RSD	7.3	≤20	5.207E7	
Tetrachloro-m-xylene	SURR	Average RF	% RSD	1.0	≤20	4.037E7	
alpha-BHC	TRG	Average RF	% RSD	9.2	≤20	5.78E7	
alpha-Chlordane	TRG	Average RF	% RSD	3.0	≤20	4.283E7	
beta-BHC	TRG	Average RF	% RSD	2.5	≤20	2.248E7	
delta-BHC	TRG	Average RF	% RSD	8.0	≤20	5.147E7	

ALS Group USA, Corp.
dba ALS Environmental

QA/QC Report

Client: LU Engineers
Project: Orchard Street

Service Request: R2105887
Calibration Date: 6/9/2021

Initial Calibration Verification Summary
Organochlorine Pesticides by Gas Chromatography using Microwave Extraction

Calibration ID: RC2100069
Instrument ID: R-GC-62

Signal ID: STx-CLP

#	Lab Code	Sample Name	File Location	Acquisition Date
07	RC2100069-07	8081 ICV	I:\ACQUDATA\7890m\DATA\060921\AZ8478.D	06/09/2021 17:17
14	RC2100069-14	TOX ICV	I:\ACQUDATA\7890m\DATA\060921\AZ8485.D	06/09/2021 19:38
21	RC2100069-21	CHLOR ICV	I:\ACQUDATA\7890m\DATA\060921\AZ8492.D	06/09/2021 21:58

Analyte Name	Expected	Result	Average RF	SSV RF	% D	Criteria	Curve Fit
4,4'-DDD	10.0	7.82	4.805E7	3.757E7	-21.802	±25	Average RF
4,4'-DDE	10.0	8.33	5.864E7	4.886E7	-16.671	±25	Average RF
4,4'-DDT	10.0	8.36	5.215E7	4.359E7	-16.416	±25	Average RF
Aldrin	10.0	8.54	6.917E7	5.909E7	-14.580	±25	Average RF
Dieldrin	10.0	8.49	6.482E7	5.505E7	-15.080	±25	Average RF
Endosulfan I	10.0	8.58	5.994E7	5.143E7	-14.199	±25	Average RF
Endosulfan II	10.0	8.48	5.626E7	4.769E7	-15.226	±25	Average RF
Endosulfan Sulfate	10.0	8.36	5.187E7	4.339E7	-16.350	±25	Average RF
Endrin	10.0	8.72	5.948E7	5.189E7	-12.768	±25	Average RF
Heptachlor	10.0	8.30	7.417E7	6.157E7	-16.988	±25	Average RF
alpha-BHC	10.0	8.34	8.623E7	7.192E7	-16.597	±25	Average RF
alpha-Chlordane	10.0	8.47	6.336E7	5.369E7	-15.252	±25	Average RF
beta-BHC	10.0	8.26	3.444E7	2.846E7	-17.373	±25	Average RF
delta-BHC	10.0	8.00	7.671E7	6.138E7	-19.987	±25	Average RF
Lindane	10.0	8.19	7.861E7	6.437E7	-18.113	±25	Average RF

ALS Group USA, Corp.
dba ALS Environmental

QA/QC Report

Client: LU Engineers
Project: Orchard Street

Service Request: R2105887
Calibration Date: 6/9/2021

Initial Calibration Verification Summary
Organochlorine Pesticides by Gas Chromatography using Microwave Extraction

Calibration ID: RC2100069
Instrument ID: R-GC-62

Signal ID: STx-CLPII

#	Lab Code	Sample Name	File Location	Acquisition Date
07	RC2100069-07	8081 ICV	I:\ACQUDATA\7890m\DATA\060921\AZ8478.D	06/09/2021 17:17
14	RC2100069-14	TOX ICV	I:\ACQUDATA\7890m\DATA\060921\AZ8485.D	06/09/2021 19:38
21	RC2100069-21	CHLOR ICV	I:\ACQUDATA\7890m\DATA\060921\AZ8492.D	06/09/2021 21:58

Analyte Name	Expected	Result	Average RF	SSV RF	% D	Criteria	Curve Fit
4,4'-DDD	10.0	7.74	3.314E7	2.566E7	-22.583	±25	Average RF
4,4'-DDE	10.0	8.17	4.182E7	3.417E7	-18.300	±25	Average RF
4,4'-DDT	10.0	8.34	3.379E7	2.819E7	-16.583	±25	Average RF
Aldrin	10.0	8.44	4.659E7	3.934E7	-15.576	±25	Average RF
Dieldrin	10.0	8.33	4.391E7	3.659E7	-16.663	±25	Average RF
Endosulfan I	10.0	8.43	3.968E7	3.345E7	-15.704	±25	Average RF
Endosulfan II	10.0	8.68	3.807E7	3.304E7	-13.222	±25	Average RF
Endosulfan Sulfate	10.0	8.30	3.226E7	2.678E7	-16.991	±25	Average RF
Endrin	10.0	8.68	3.852E7	3.344E7	-13.173	±25	Average RF
Heptachlor	10.0	8.32	4.74E7	3.945E7	-16.761	±25	Average RF
alpha-BHC	10.0	8.30	5.78E7	4.796E7	-17.030	±25	Average RF
alpha-Chlordane	10.0	8.28	4.283E7	3.544E7	-17.247	±25	Average RF
beta-BHC	10.0	8.28	2.248E7	1.86E7	-17.241	±25	Average RF
delta-BHC	10.0	8.02	5.147E7	4.127E7	-19.815	±25	Average RF
Lindane	10.0	8.19	5.207E7	4.263E7	-18.119	±25	Average RF

Client:	LU Engineers	**Service Request:**	R2105887
Project:	Orchard Street/4235-01	**Date Analyzed:**	06/18/21 14:40

Continuing Calibration Verification (CCV) Summary
Organochlorine Pesticides by Gas Chromatography using Microwave Extraction

Analysis Method:	8081B	**Calibration Date:**	6/9/2021
File ID:	I:\ACQUDATA\7890m\DATA\061821\AZ8594.D\	**Calibration ID:**	RC2100069
Signal ID:	STx-CLP	**Analysis Lot:**	728217
		Units:	ug/L

Analyte Name	Expected	Result	Average RF	CCV RF	% D	% Drift	Criteria	Curve Fit
4,4'-DDD	50.0	55.1	4.805E7	5.294E7	10.2	NA	±20	Average RF
4,4'-DDE	50.0	52.7	5.864E7	6.185E7	5.5	NA	±20	Average RF
4,4'-DDT	50.0	53.6	5.215E7	5.591E7	7.2	NA	±20	Average RF
Aldrin	50.0	50.7	6.917E7	7.018E7	1.5	NA	±20	Average RF
Dieldrin	50.0	52.6	6.482E7	6.82E7	5.2	NA	±20	Average RF
Endosulfan I	50.0	50.3	5.994E7	6.032E7	0.6	NA	±20	Average RF
Endosulfan II	50.0	51.3	5.626E7	5.77E7	2.6	NA	±20	Average RF
Endosulfan Sulfate	50.0	51.6	5.187E7	5.355E7	3.2	NA	±20	Average RF
Endrin	50.0	51.8	5.948E7	6.168E7	3.7	NA	±20	Average RF
Heptachlor	50.0	47.5	7.417E7	7.039E7	-5.1	NA	±20	Average RF
alpha-BHC	50.0	52.2	8.623E7	8.998E7	4.3	NA	±20	Average RF
alpha-Chlordane	50.0	49.9	6.336E7	6.325E7	-0.2	NA	±20	Average RF
beta-BHC	50.0	46.8	3.444E7	3.223E7	-6.4	NA	±20	Average RF
delta-BHC	50.0	52.1	7.671E7	7.999E7	4.3	NA	±20	Average RF
Lindane	50.0	50.5	7.861E7	7.944E7	1.1	NA	±20	Average RF

Analyte Name	Expected	Result	Average RF	CCV RF	% D	% Drift	Criteria	Curve Fit
Decachlorobiphenyl	50.0	50.9	4.881E7	4.966E7	1.7	NA	±20	Average RF
Tetrachloro-m-xylene	50.0	49.3	5.969E7	5.89E7	-1.3	NA	±20	Average RF

Client:	LU Engineers	**Service Request:**	R2105887
Project:	Orchard Street/4235-01	**Date Analyzed:**	06/18/21 14:40

Continuing Calibration Verification (CCV) Summary
Organochlorine Pesticides by Gas Chromatography using Microwave Extraction

Analysis Method:	8081B	**Calibration Date:**	6/9/2021
File ID:	I:\ACQUDATA\7890m\DATA\061821\AZ8594.D\	**Calibration ID:**	RC2100069
Signal ID:	STx-CLPII	**Analysis Lot:**	728217
		Units:	ug/L

Analyte Name	Expected	Result	Average RF	CCV RF	% D	% Drift	Criteria	Curve Fit
4,4'-DDD	50.0	55.8	3.314E7	3.698E7	11.6	NA	±20	Average RF
4,4'-DDE	50.0	54.2	4.182E7	4.533E7	8.4	NA	±20	Average RF
4,4'-DDT	50.0	55.2	3.379E7	3.728E7	10.3	NA	±20	Average RF
Aldrin	50.0	53.2	4.659E7	4.958E7	6.4	NA	±20	Average RF
Dieldrin	50.0	52.9	4.391E7	4.647E7	5.9	NA	±20	Average RF
Endosulfan I	50.0	52.3	3.968E7	4.148E7	4.5	NA	±20	Average RF
Endosulfan II	50.0	50.6	3.807E7	3.851E7	1.1	NA	±20	Average RF
Endosulfan Sulfate	50.0	52.4	3.226E7	3.382E7	4.8	NA	±20	Average RF
Endrin	50.0	52.9	3.852E7	4.076E7	5.8	NA	±20	Average RF
Heptachlor	50.0	50.1	4.74E7	4.747E7	0.2	NA	±20	Average RF
alpha-BHC	50.0	55.1	5.78E7	6.368E7	10.2	NA	±20	Average RF
alpha-Chlordane	50.0	52.1	4.283E7	4.462E7	4.2	NA	±20	Average RF
beta-BHC	50.0	50.7	2.248E7	2.278E7	1.3	NA	±20	Average RF
delta-BHC	50.0	54.1	5.147E7	5.568E7	8.2	NA	±20	Average RF
Lindane	50.0	54.2	5.207E7	5.646E7	8.4	NA	±20	Average RF

Analyte Name	Expected	Result	Average RF	CCV RF	% D	% Drift	Criteria	Curve Fit
Decachlorobiphenyl	50.0	50.3	3.017E7	3.034E7	0.6	NA	±20	Average RF
Tetrachloro-m-xylene	50.0	51.9	4.037E7	4.19E7	3.8	NA	±20	Average RF

Client:	LU Engineers	**Service Request:**	R2105887
Project:	Orchard Street/4235-01	**Date Analyzed:**	06/18/21 22:42

Continuing Calibration Verification (CCV) Summary
Organochlorine Pesticides by Gas Chromatography using Microwave Extraction

Analysis Method:	8081B	**Calibration Date:**	6/9/2021
File ID:	I:\ACQUDATA\7890m\DATA\061821\AZ8618.D\	**Calibration ID:**	RC2100069
Signal ID:	STx-CLP	**Analysis Lot:**	728217
		Units:	ug/L

Analyte Name	Expected	Result	Average RF	CCV RF	% D	% Drift	Criteria	Curve Fit
4,4'-DDD	50.0	56.1	4.805E7	5.391E7	12.2	NA	±20	Average RF
4,4'-DDE	50.0	54.7	5.864E7	6.419E7	9.5	NA	±20	Average RF
4,4'-DDT	50.0	54.7	5.215E7	5.71E7	9.5	NA	±20	Average RF
Aldrin	50.0	54.5	6.917E7	7.536E7	9.0	NA	±20	Average RF
Dieldrin	50.0	55.2	6.482E7	7.155E7	10.4	NA	±20	Average RF
Endosulfan I	50.0	53.4	5.994E7	6.402E7	6.8	NA	±20	Average RF
Endosulfan II	50.0	53.5	5.626E7	6.024E7	7.1	NA	±20	Average RF
Endosulfan Sulfate	50.0	52.9	5.187E7	5.486E7	5.8	NA	±20	Average RF
Endrin	50.0	54.9	5.948E7	6.532E7	9.8	NA	±20	Average RF
Heptachlor	50.0	53.8	7.417E7	7.982E7	7.6	NA	±20	Average RF
alpha-BHC	50.0	56.7	8.623E7	9.784E7	13.5	NA	±20	Average RF
alpha-Chlordane	50.0	53.4	6.336E7	6.761E7	6.7	NA	±20	Average RF
beta-BHC	50.0	51.0	3.444E7	3.512E7	2.0	NA	±20	Average RF
delta-BHC	50.0	55.9	7.671E7	8.581E7	11.9	NA	±20	Average RF
Lindane	50.0	55.2	7.861E7	8.675E7	10.3	NA	±20	Average RF

Analyte Name	Expected	Result	Average RF	CCV RF	% D	% Drift	Criteria	Curve Fit
Decachlorobiphenyl	50.0	55.8	4.881E7	5.45E7	11.7	NA	±20	Average RF
Tetrachloro-m-xylene	50.0	52.4	5.969E7	6.258E7	4.8	NA	±20	Average RF

Client:	LU Engineers	**Service Request:**	R2105887
Project:	Orchard Street/4235-01	**Date Analyzed:**	06/18/21 22:42

Continuing Calibration Verification (CCV) Summary
Organochlorine Pesticides by Gas Chromatography using Microwave Extraction

Analysis Method:	8081B	**Calibration Date:**	6/9/2021
File ID:	I:\ACQUDATA\7890m\DATA\061821\AZ8618.D\	**Calibration ID:**	RC2100069
Signal ID:	STx-CLPII	**Analysis Lot:**	728217
		Units:	ug/L

Analyte Name	Expected	Result	Average RF	CCV RF	% D	% Drift	Criteria	Curve Fit
4,4'-DDD	50.0	56.5	3.314E7	3.747E7	13.1	NA	±20	Average RF
4,4'-DDE	50.0	56.6	4.182E7	4.734E7	13.2	NA	±20	Average RF
4,4'-DDT	50.0	55.9	3.379E7	3.781E7	11.9	NA	±20	Average RF
Aldrin	50.0	56.9	4.659E7	5.301E7	13.8	NA	±20	Average RF
Dieldrin	50.0	56.1	4.391E7	4.923E7	12.1	NA	±20	Average RF
Endosulfan I	50.0	55.1	3.968E7	4.369E7	10.1	NA	±20	Average RF
Endosulfan II	50.0	54.7	3.807E7	4.166E7	9.4	NA	±20	Average RF
Endosulfan Sulfate	50.0	54.5	3.226E7	3.516E7	9.0	NA	±20	Average RF
Endrin	50.0	55.8	3.852E7	4.302E7	11.7	NA	±20	Average RF
Heptachlor	50.0	54.7	4.74E7	5.186E7	9.4	NA	±20	Average RF
alpha-BHC	50.0	59.2	5.78E7	6.846E7	18.4	NA	±20	Average RF
alpha-Chlordane	50.0	55.4	4.283E7	4.745E7	10.8	NA	±20	Average RF
beta-BHC	50.0	54.3	2.248E7	2.443E7	8.7	NA	±20	Average RF
delta-BHC	50.0	58.8	5.147E7	6.056E7	17.7	NA	±20	Average RF
Lindane	50.0	58.2	5.207E7	6.06E7	16.4	NA	±20	Average RF

Analyte Name	Expected	Result	Average RF	CCV RF	% D	% Drift	Criteria	Curve Fit
Decachlorobiphenyl	50.0	52.9	3.017E7	3.194E7	5.9	NA	±20	Average RF
Tetrachloro-m-xylene	50.0	55.1	4.037E7	4.449E7	10.2	NA	±20	Average RF

Client:	LU Engineers	**Service Request:**	R2105887
Project:	Orchard Street/4235-01	**Date Analyzed:**	06/19/21 02:23

Continuing Calibration Verification (CCV) Summary
Organochlorine Pesticides by Gas Chromatography using Microwave Extraction

Analysis Method:	8081B	**Calibration Date:**	6/9/2021
File ID:	I:\ACQUDATA\7890m\DATA\061821\AZ8629.D\	**Calibration ID:**	RC2100069
Signal ID:	STx-CLP	**Analysis Lot:**	728217
		Units:	ug/L

Analyte Name	Expected	Result	Average RF	CCV RF	% D	% Drift	Criteria	Curve Fit
4,4'-DDD	50.0	55.6	4.805E7	5.342E7	11.2	NA	±20	Average RF
4,4'-DDE	50.0	54.2	5.864E7	6.36E7	8.5	NA	±20	Average RF
4,4'-DDT	50.0	52.3	5.215E7	5.459E7	4.7	NA	±20	Average RF
Aldrin	50.0	55.1	6.917E7	7.616E7	10.1	NA	±20	Average RF
Dieldrin	50.0	54.9	6.482E7	7.112E7	9.7	NA	±20	Average RF
Endosulfan I	50.0	53.5	5.994E7	6.416E7	7.0	NA	±20	Average RF
Endosulfan II	50.0	52.7	5.626E7	5.935E7	5.5	NA	±20	Average RF
Endosulfan Sulfate	50.0	50.7	5.187E7	5.261E7	1.4	NA	±20	Average RF
Endrin	50.0	54.2	5.948E7	6.446E7	8.4	NA	±20	Average RF
Heptachlor	50.0	54.4	7.417E7	8.066E7	8.8	NA	±20	Average RF
alpha-BHC	50.0	57.8	8.623E7	9.972E7	15.6	NA	±20	Average RF
alpha-Chlordane	50.0	53.5	6.336E7	6.776E7	7.0	NA	±20	Average RF
beta-BHC	50.0	51.9	3.444E7	3.578E7	3.9	NA	±20	Average RF
delta-BHC	50.0	56.2	7.671E7	8.621E7	12.4	NA	±20	Average RF
Lindane	50.0	56.1	7.861E7	8.828E7	12.3	NA	±20	Average RF

Analyte Name	Expected	Result	Average RF	CCV RF	% D	% Drift	Criteria	Curve Fit
Decachlorobiphenyl	50.0	52.6	4.881E7	5.138E7	5.3	NA	±20	Average RF
Tetrachloro-m-xylene	50.0	52.5	5.969E7	6.273E7	5.1	NA	±20	Average RF

Client:	LU Engineers	**Service Request:**	R2105887
Project:	Orchard Street/4235-01	**Date Analyzed:**	06/19/21 02:23

Continuing Calibration Verification (CCV) Summary
Organochlorine Pesticides by Gas Chromatography using Microwave Extraction

Analysis Method:	8081B	**Calibration Date:**	6/9/2021
File ID:	I:\ACQUDATA\7890m\DATA\061821\AZ8629.D\	**Calibration ID:**	RC2100069
Signal ID:	STx-CLPII	**Analysis Lot:**	728217
		Units:	ug/L

Analyte Name	Expected	Result	Average RF	CCV RF	% D	% Drift	Criteria	Curve Fit
4,4'-DDD	50.0	56.2	3.314E7	3.727E7	12.5	NA	±20	Average RF
4,4'-DDE	50.0	57.0	4.182E7	4.77E7	14.1	NA	±20	Average RF
4,4'-DDT	50.0	53.7	3.379E7	3.632E7	7.5	NA	±20	Average RF
Aldrin	50.0	58.3	4.659E7	5.428E7	16.5	NA	±20	Average RF
Dieldrin	50.0	57.0	4.391E7	5.005E7	14.0	NA	±20	Average RF
Endosulfan I	50.0	56.0	3.968E7	4.445E7	12.0	NA	±20	Average RF
Endosulfan II	50.0	55.3	3.807E7	4.209E7	10.6	NA	±20	Average RF
Endosulfan Sulfate	50.0	53.4	3.226E7	3.449E7	6.9	NA	±20	Average RF
Endrin	50.0	55.8	3.852E7	4.301E7	11.7	NA	±20	Average RF
Heptachlor	50.0	53.2	4.74E7	5.043E7	6.4	NA	±20	Average RF
alpha-BHC	50.0	60.7	5.78E7	7.022E7	21.5*	NA	±20	Average RF
alpha-Chlordane	50.0	56.4	4.283E7	4.828E7	12.7	NA	±20	Average RF
beta-BHC	50.0	55.7	2.248E7	2.505E7	11.4	NA	±20	Average RF
delta-BHC	50.0	59.8	5.147E7	6.157E7	19.6	NA	±20	Average RF
Lindane	50.0	59.7	5.207E7	6.219E7	19.4	NA	±20	Average RF

Analyte Name	Expected	Result	Average RF	CCV RF	% D	% Drift	Criteria	Curve Fit
Decachlorobiphenyl	50.0	51.6	3.017E7	3.113E7	3.2	NA	±20	Average RF
Tetrachloro-m-xylene	50.0	56.4	4.037E7	4.557E7	12.9	NA	±20	Average RF

Client:	LU Engineers	**Service Request:**	R2105887
Project:	Orchard Street/4235-01	**Date Analyzed:**	06/22/21 13:30

Continuing Calibration Verification (CCV) Summary
Organochlorine Pesticides by Gas Chromatography using Microwave Extraction

Analysis Method:	8081B	**Calibration Date:**	6/9/2021
File ID:	I:\ACQUDATA\7890m\DATA\062221\AZ8638.D\	**Calibration ID:**	RC2100069
Signal ID:	STx-CLP	**Analysis Lot:**	728448
		Units:	ug/L

Analyte Name	Expected	Result	Average RF	CCV RF	% D	% Drift	Criteria	Curve Fit
4,4'-DDD	50.0	52.0	4.805E7	5.0E7	4.1	NA	±20	Average RF
4,4'-DDE	50.0	52.0	5.864E7	6.096E7	3.9	NA	±20	Average RF
4,4'-DDT	50.0	49.9	5.215E7	5.2E7	-0.3	NA	±20	Average RF
Aldrin	50.0	51.0	6.917E7	7.054E7	2.0	NA	±20	Average RF
Dieldrin	50.0	51.0	6.482E7	6.614E7	2.0	NA	±20	Average RF
Endosulfan I	50.0	49.4	5.994E7	5.923E7	-1.2	NA	±20	Average RF
Endosulfan II	50.0	49.2	5.626E7	5.536E7	-1.6	NA	±20	Average RF
Endosulfan Sulfate	50.0	48.5	5.187E7	5.026E7	-3.1	NA	±20	Average RF
Endrin	50.0	49.8	5.948E7	5.928E7	-0.3	NA	±20	Average RF
Heptachlor	50.0	48.9	7.417E7	7.255E7	-2.2	NA	±20	Average RF
alpha-BHC	50.0	52.8	8.623E7	9.111E7	5.7	NA	±20	Average RF
alpha-Chlordane	50.0	49.8	6.336E7	6.306E7	-0.5	NA	±20	Average RF
beta-BHC	50.0	48.0	3.444E7	3.303E7	-4.1	NA	±20	Average RF
delta-BHC	50.0	52.1	7.671E7	7.988E7	4.1	NA	±20	Average RF
Lindane	50.0	51.5	7.861E7	8.102E7	3.1	NA	±20	Average RF

Analyte Name	Expected	Result	Average RF	CCV RF	% D	% Drift	Criteria	Curve Fit
Decachlorobiphenyl	50.0	47.5	4.881E7	4.637E7	-5.0	NA	±20	Average RF
Tetrachloro-m-xylene	50.0	49.0	5.969E7	5.855E7	-1.9	NA	±20	Average RF

Client:	LU Engineers	**Service Request:**	R2105887
Project:	Orchard Street/4235-01	**Date Analyzed:**	06/22/21 13:30

Continuing Calibration Verification (CCV) Summary
Organochlorine Pesticides by Gas Chromatography using Microwave Extraction

Analysis Method:	8081B	**Calibration Date:**	6/9/2021
File ID:	I:\ACQUDATA\7890m\DATA\062221\AZ8638.D\	**Calibration ID:**	RC2100069
Signal ID:	STx-CLPII	**Analysis Lot:**	728448
		Units:	ug/L

Analyte Name	Expected	Result	Average RF	CCV RF	% D	% Drift	Criteria	Curve Fit
4,4'-DDD	50.0	54.4	3.314E7	3.606E7	8.8	NA	±20	Average RF
4,4'-DDE	50.0	54.7	4.182E7	4.573E7	9.4	NA	±20	Average RF
4,4'-DDT	50.0	53.6	3.379E7	3.625E7	7.3	NA	±20	Average RF
Aldrin	50.0	54.5	4.659E7	5.08E7	9.0	NA	±20	Average RF
Dieldrin	50.0	53.8	4.391E7	4.723E7	7.6	NA	±20	Average RF
Endosulfan I	50.0	53.4	3.968E7	4.237E7	6.8	NA	±20	Average RF
Endosulfan II	50.0	51.7	3.807E7	3.936E7	3.4	NA	±20	Average RF
Endosulfan Sulfate	50.0	51.2	3.226E7	3.304E7	2.4	NA	±20	Average RF
Endrin	50.0	53.0	3.852E7	4.079E7	5.9	NA	±20	Average RF
Heptachlor	50.0	51.0	4.74E7	4.836E7	2.0	NA	±20	Average RF
alpha-BHC	50.0	56.1	5.78E7	6.487E7	12.2	NA	±20	Average RF
alpha-Chlordane	50.0	53.3	4.283E7	4.568E7	6.7	NA	±20	Average RF
beta-BHC	50.0	52.2	2.248E7	2.346E7	4.4	NA	±20	Average RF
delta-BHC	50.0	55.9	5.147E7	5.758E7	11.9	NA	±20	Average RF
Lindane	50.0	55.4	5.207E7	5.771E7	10.8	NA	±20	Average RF

Analyte Name	Expected	Result	Average RF	CCV RF	% D	% Drift	Criteria	Curve Fit
Decachlorobiphenyl	50.0	46.4	3.017E7	2.802E7	-7.1	NA	±20	Average RF
Tetrachloro-m-xylene	50.0	52.2	4.037E7	4.214E7	4.4	NA	±20	Average RF

Client:	LU Engineers	**Service Request:**	R2105887
Project:	Orchard Street/4235-01	**Date Analyzed:**	06/22/21 16:31

Continuing Calibration Verification (CCV) Summary
Organochlorine Pesticides by Gas Chromatography using Microwave Extraction

Analysis Method:	8081B	**Calibration Date:**	6/9/2021
File ID:	I:\ACQUDATA\7890m\DATA\062221\AZ8647.D\	**Calibration ID:**	RC2100069
Signal ID:	STx-CLP	**Analysis Lot:**	728448
		Units:	ug/L

Analyte Name	Expected	Result	Average RF	CCV RF	% D	% Drift	Criteria	Curve Fit
4,4'-DDD	50.0	62.4	4.805E7	5.998E7	24.8*	NA	±20	Average RF
4,4'-DDE	50.0	53.3	5.864E7	6.251E7	6.6	NA	±20	Average RF
4,4'-DDT	50.0	43.3	5.215E7	4.519E7	-13.3	NA	±20	Average RF
Aldrin	50.0	52.2	6.917E7	7.218E7	4.4	NA	±20	Average RF
Dieldrin	50.0	52.6	6.482E7	6.816E7	5.2	NA	±20	Average RF
Endosulfan I	50.0	50.5	5.994E7	6.058E7	1.1	NA	±20	Average RF
Endosulfan II	50.0	51.7	5.626E7	5.818E7	3.4	NA	±20	Average RF
Endosulfan Sulfate	50.0	49.1	5.187E7	5.094E7	-1.8	NA	±20	Average RF
Endrin	50.0	53.0	5.948E7	6.301E7	5.9	NA	±20	Average RF
Heptachlor	50.0	52.3	7.417E7	7.755E7	4.6	NA	±20	Average RF
alpha-BHC	50.0	54.2	8.623E7	9.341E7	8.3	NA	±20	Average RF
alpha-Chlordane	50.0	50.6	6.336E7	6.417E7	1.3	NA	±20	Average RF
beta-BHC	50.0	48.6	3.444E7	3.351E7	-2.7	NA	±20	Average RF
delta-BHC	50.0	53.6	7.671E7	8.222E7	7.2	NA	±20	Average RF
Lindane	50.0	52.7	7.861E7	8.281E7	5.3	NA	±20	Average RF

Analyte Name	Expected	Result	Average RF	CCV RF	% D	% Drift	Criteria	Curve Fit
Decachlorobiphenyl	50.0	46.3	4.881E7	4.524E7	-7.3	NA	±20	Average RF
Tetrachloro-m-xylene	50.0	50.9	5.969E7	6.075E7	1.8	NA	±20	Average RF

Client:	LU Engineers	**Service Request:**	R2105887
Project:	Orchard Street/4235-01	**Date Analyzed:**	06/22/21 16:31

Continuing Calibration Verification (CCV) Summary
Organochlorine Pesticides by Gas Chromatography using Microwave Extraction

Analysis Method:	8081B	**Calibration Date:**	6/9/2021
File ID:	I:\ACQUDATA\7890m\DATA\062221\AZ8647.D\	**Calibration ID:**	RC2100069
Signal ID:	STx-CLPII	**Analysis Lot:**	728448
		Units:	ug/L

Analyte Name	Expected	Result	Average RF	CCV RF	% D	% Drift	Criteria	Curve Fit
4,4'-DDD	50.0	63.9	3.314E7	4.236E7	27.8*	NA	±20	Average RF
4,4'-DDE	50.0	56.1	4.182E7	4.689E7	12.1	NA	±20	Average RF
4,4'-DDT	50.0	44.6	3.379E7	3.015E7	-10.8	NA	±20	Average RF
Aldrin	50.0	55.6	4.659E7	5.185E7	11.3	NA	±20	Average RF
Dieldrin	50.0	55.1	4.391E7	4.84E7	10.2	NA	±20	Average RF
Endosulfan I	50.0	54.5	3.968E7	4.326E7	9.0	NA	±20	Average RF
Endosulfan II	50.0	52.7	3.807E7	4.011E7	5.4	NA	±20	Average RF
Endosulfan Sulfate	50.0	52.3	3.226E7	3.374E7	4.6	NA	±20	Average RF
Endrin	50.0	55.4	3.852E7	4.265E7	10.7	NA	±20	Average RF
Heptachlor	50.0	55.1	4.74E7	5.219E7	10.1	NA	±20	Average RF
alpha-BHC	50.0	58.2	5.78E7	6.732E7	16.5	NA	±20	Average RF
alpha-Chlordane	50.0	54.3	4.283E7	4.648E7	8.5	NA	±20	Average RF
beta-BHC	50.0	53.6	2.248E7	2.408E7	7.1	NA	±20	Average RF
delta-BHC	50.0	57.8	5.147E7	5.95E7	15.6	NA	±20	Average RF
Lindane	50.0	57.2	5.207E7	5.955E7	14.4	NA	±20	Average RF

Analyte Name	Expected	Result	Average RF	CCV RF	% D	% Drift	Criteria	Curve Fit
Decachlorobiphenyl	50.0	49.3	3.017E7	2.974E7	-1.4	NA	±20	Average RF
Tetrachloro-m-xylene	50.0	54.1	4.037E7	4.367E7	8.2	NA	±20	Average RF

Client: LU Engineers **Service Request:**R2105887
Project: Orchard Street/4235-01

Analysis Run Log
Organochlorine Pesticides by Gas Chromatography using Microwave Extraction

Analysis Method: **Analysis Lot:**728217
Instrument ID:R-GC-62

Raw Data File	Sample Name	Lab Code	Date Analyzed	Time Analyzed	Q
I:\ACQUDATA\7890m\DATA\061821 \AZ8593.D\	ZZZZZZZ	ZZZZZZZ	6/18/2021	14:20:00	
I:\ACQUDATA\7890m\DATA\061821 \AZ8593.D\	Performance Evaluation	RQ2107098-02	6/18/2021	14:20:00	
I:\ACQUDATA\7890m\DATA\061821 \AZ8594.D\	ZZZZZZZ	ZZZZZZZ	6/18/2021	14:40:00	
I:\ACQUDATA\7890m\DATA\061821 \AZ8594.D\	Continuing Calibration Verification	RQ2107098-04	6/18/2021	14:40:00	
I:\ACQUDATA\7890m\DATA\061821 \AZ8595.D\	Continuing Calibration Verification	RQ2107098-04	6/18/2021	15:00:00	
I:\ACQUDATA\7890m\DATA\061821 \AZ8595.D\	ZZZZZZZ	ZZZZZZZ	6/18/2021	15:00:00	
I:\ACQUDATA\7890m\DATA\061821 \AZ8596.D\	ZZZZZZZ	ZZZZZZZ	6/18/2021	15:20:00	
I:\ACQUDATA\7890m\DATA\061821 \AZ8596.D\	Continuing Calibration Verification	RQ2107098-04	6/18/2021	15:20:00	
I:\ACQUDATA\7890m\DATA\061821 \AZ8597.D\	ZZZZZZZ	ZZZZZZZ	6/18/2021	15:40:00	
I:\ACQUDATA\7890m\DATA\061821 \AZ8598.D\	ZZZZZZZ	ZZZZZZZ	6/18/2021	16:00:00	
I:\ACQUDATA\7890m\DATA\061821 \AZ8599.D\	ZZZZZZZ	ZZZZZZZ	6/18/2021	16:20:00	
I:\ACQUDATA\7890m\DATA\061821 \AZ8600.D\	ZZZZZZZ	ZZZZZZZ	6/18/2021	16:40:00	
I:\ACQUDATA\7890m\DATA\061821 \AZ8601.D\	ZZZZZZZ	ZZZZZZZ	6/18/2021	17:00:00	
I:\ACQUDATA\7890m\DATA\061821 \AZ8602.D\	ZZZZZZZ	ZZZZZZZ	6/18/2021	17:20:00	
I:\ACQUDATA\7890m\DATA\061821 \AZ8603.D\	ZZZZZZZ	ZZZZZZZ	6/18/2021	17:40:00	
I:\ACQUDATA\7890m\DATA\061821 \AZ8604.D\	ZZZZZZZ	ZZZZZZZ	6/18/2021	18:00:00	
I:\ACQUDATA\7890m\DATA\061821 \AZ8605.D\	ZZZZZZZ	ZZZZZZZ	6/18/2021	18:21:00	
I:\ACQUDATA\7890m\DATA\061821 \AZ8607.D\	ZZZZZZZ	ZZZZZZZ	6/18/2021	19:01:00	
I:\ACQUDATA\7890m\DATA\061821 \AZ8611.D\	ZZZZZZZ	ZZZZZZZ	6/18/2021	20:21:00	
I:\ACQUDATA\7890m\DATA\061821 \AZ8612.D\	ZZZZZZZ	ZZZZZZZ	6/18/2021	20:41:00	
I:\ACQUDATA\7890m\DATA\061821 \AZ8613.D\	ZZZZZZZ	ZZZZZZZ	6/18/2021	21:01:00	
I:\ACQUDATA\7890m\DATA\061821 \AZ8614.D\	ZZZZZZZ	ZZZZZZZ	6/18/2021	21:21:00	
I:\ACQUDATA\7890m\DATA\061821 \AZ8615.D\	ZZZZZZZ	ZZZZZZZ	6/18/2021	21:41:00	

Client: LU Engineers **Service Request:**R2105887
Project: Orchard Street/4235-01

Analysis Run Log
Organochlorine Pesticides by Gas Chromatography using Microwave Extraction

Analysis Method: **Analysis Lot:**728217
Instrument ID:R-GC-62

Raw Data File	Sample Name	Lab Code	Date Analyzed	Time Analyzed	Q
I:\ACQUDATA\7890m\DATA\061821 \AZ8616.D\	ZZZZZZZ	ZZZZZZZ	6/18/2021	22:02:00	
I:\ACQUDATA\7890m\DATA\061821 \AZ8617.D\	ZZZZZZZ	ZZZZZZZ	6/18/2021	22:22:00	
I:\ACQUDATA\7890m\DATA\061821 \AZ8618.D\	ZZZZZZZ	ZZZZZZZ	6/18/2021	22:42:00	
I:\ACQUDATA\7890m\DATA\061821 \AZ8618.D\	Continuing Calibration Verification	RQ2107098-07	6/18/2021	22:42:00	
I:\ACQUDATA\7890m\DATA\061821 \AZ8620.D\	ZZZZZZZ	ZZZZZZZ	6/18/2021	23:22:00	
I:\ACQUDATA\7890m\DATA\061821 \AZ8621.D\	ZZZZZZZ	ZZZZZZZ	6/18/2021	23:42:00	
I:\ACQUDATA\7890m\DATA\061821 \AZ8622.D\	ZZZZZZZ	ZZZZZZZ	6/19/2021	00:02:00	
I:\ACQUDATA\7890m\DATA\061821 \AZ8623.D\	ZZZZZZZ	ZZZZZZZ	6/19/2021	00:22:00	
I:\ACQUDATA\7890m\DATA\061821 \AZ8624.D\	ZZZZZZZ	ZZZZZZZ	6/19/2021	00:43:00	
I:\ACQUDATA\7890m\DATA\061821 \AZ8625.D\	ZZZZZZZ	ZZZZZZZ	6/19/2021	01:03:00	
I:\ACQUDATA\7890m\DATA\061821 \AZ8626.D\	Method Blank	RQ2106851-01	6/19/2021	01:23:00	
I:\ACQUDATA\7890m\DATA\061821 \AZ8627.D\	Lab Control Sample	RQ2106851-02	6/19/2021	01:43:00	
I:\ACQUDATA\7890m\DATA\061821 \AZ8628.D\	Duplicate Lab Control Sample	RQ2106851-03	6/19/2021	02:03:00	
I:\ACQUDATA\7890m\DATA\061821 \AZ8629.D\	ZZZZZZZ	ZZZZZZZ	6/19/2021	02:23:00	
I:\ACQUDATA\7890m\DATA\061821 \AZ8629.D\	Continuing Calibration Verification	RQ2107098-09	6/19/2021	02:23:00	

Client: LU Engineers **Service Request:**R2105887
Project: Orchard Street/4235-01

Analysis Run Log
Organochlorine Pesticides by Gas Chromatography using Microwave Extraction

Analysis Method: **Analysis Lot:**728448
Instrument ID:R-GC-62

Raw Data File	Sample Name	Lab Code	Date Analyzed	Time Analyzed	Q
I:\ACQUDATA\7890m\DATA\062221 \AZ8637.D\	ZZZZZZZ	ZZZZZZZ	6/22/2021	13:11:00	
I:\ACQUDATA\7890m\DATA\062221 \AZ8637.D\	Performance Evaluation	RQ2107211-02	6/22/2021	13:11:00	
I:\ACQUDATA\7890m\DATA\062221 \AZ8638.D\	Continuing Calibration Verification	RQ2107211-04	6/22/2021	13:30:00	
I:\ACQUDATA\7890m\DATA\062221 \AZ8638.D\	ZZZZZZZ	ZZZZZZZ	6/22/2021	13:30:00	
I:\ACQUDATA\7890m\DATA\062221 \AZ8639.D\	ZZZZZZZ	ZZZZZZZ	6/22/2021	13:50:00	
I:\ACQUDATA\7890m\DATA\062221 \AZ8639.D\	Continuing Calibration Verification	RQ2107211-04	6/22/2021	13:50:00	
I:\ACQUDATA\7890m\DATA\062221 \AZ8640.D\	Continuing Calibration Verification	RQ2107211-04	6/22/2021	14:10:00	
I:\ACQUDATA\7890m\DATA\062221 \AZ8640.D\	ZZZZZZZ	ZZZZZZZ	6/22/2021	14:10:00	
I:\ACQUDATA\7890m\DATA\062221 \AZ8641.D\	ZZZZZZZ	ZZZZZZZ	6/22/2021	14:30:00	
I:\ACQUDATA\7890m\DATA\062221 \AZ8642.D\	TP-07 (350)	R2105887-005	6/22/2021	14:51:00	
I:\ACQUDATA\7890m\DATA\062221 \AZ8643.D\	TP-05+06 (370/350)	R2105887-012	6/22/2021	15:11:00	
I:\ACQUDATA\7890m\DATA\062221 \AZ8644.D\	TP-10+11 (370)	R2105887-019	6/22/2021	15:31:00	
I:\ACQUDATA\7890m\DATA\062221 \AZ8645.D\	TP-10+11 (370) MS	RQ2106851-08	6/22/2021	15:51:00	
I:\ACQUDATA\7890m\DATA\062221 \AZ8646.D\	TP-10+11 (370) DMS	RQ2106851-09	6/22/2021	16:11:00	
I:\ACQUDATA\7890m\DATA\062221 \AZ8647.D\	ZZZZZZZ	ZZZZZZZ	6/22/2021	16:31:00	
I:\ACQUDATA\7890m\DATA\062221 \AZ8647.D\	Continuing Calibration Verification	RQ2107211-06	6/22/2021	16:31:00	

Analysis: 8081/608	**Analyst:** AFelker	**Run Method:** 8081D	
Date: 6/22/21	**Instr.** 7890M R-GC-62	**Quant Method:** 8081-060921	
Syringes:		**LIMS Run#:**	728448

Pos.	Sample	Diln.	Stds. ID	File#	OK?	Comments
1	Blk			AZ8636	—	
2	PEM		216865	37	Y	
3	8081 CCV MH		217572	38	Y	
4	TOX CCV MH		216465	39	Y	
5	CHLOR CCV MH		216261	40	Y	Dechlorane RT shift
6	R2105315 -003RE			41	Y	
7	R2105887 -005		381425	42	Y	
8	↓ -012		↓	43	Y	
9	↓ -014		↓	44	Y	
10	R2105851-08		↓	45	Y	
11	↓ -09		↓	46	Y	
3	8081 CCV MH		217572	47	Y	DDD↑
12	RQ2106891 -01		381512	48	N	Injection Cleaning CCV
13	↓ -02		↓	49	↓	
14	↓ -03		↓	50	↓	
15	R2105874 -005		↓	51	N	
16	↓ -006		↓	52	N	Need Cleanup
17	R2105894 -001		↓	53	N	
18	RQ2106891 -04		↓	54	↓	
19	↓ -05		↓	55	↓	
20	R2105894 -002		↓	56	↓	
21	↓ -003		↓	57	↓	
3	8081 CCV MH		↓	58	N	DDD↑, DDT↓
22	R2105895-002		↓	59	N	
23	↓ -004		↓	60	↓	
24	↓ -006		↓	61	↓	
25	↓ -008		↓	62	↓	
26	R2105856 -002		↓	63	N	
27	R2105855 -004		↓	64	N	
28	↓ -004 MS		↓	65	↓	
29	↓ -004 DMS		↓	66	↓	
30	↓ -005		↓	67	↓	
31	MB		↓	68	↓	
3	8081 CCV MH		↓	69	N	DDD↑, DDT↓, Multiple ↑ RC
32	DCS		↓	70	N	
33	DCS		↓	71	↓	
3	8081 CCV MH		↓	72	N	DDD↑, DDT↓, Multiple ↑ RC
2	PEM		↓	73	↓	
3	8081 CCV MH		↓	74	↓	
4	TOX CCV MH		↓	75	↓	

All samples = _____mL + _____uL Combined IS/Surr.;

Primary :_____ exp: Secondary :_____ exp:

Primary:_____ exp: Secondary :_____ exp:

Reagents:

Runlog GCEXT r2 4/27/17

Analysis: 8081/608	**Analyst:** Afelber	**Run Method:** 8081D	
Date: 6/18/21	**Instr.** 7890M R-GC-62	**Quant Method:** 8081-060921	
Syringes:		**LIMS Run#:**	728217

Pos.	Sample	Diln.	Stds. ID	File#	OK?	Comments
1	BLK			AZ8592	—	
2	PEM		216865	93	Y	
3	8081 CCV MH		217572	94	Y	-03/-04
4	TOX CCV MH		216465	95	Y	
5	CHLOR CCV MH		216261	96	Y	Decline RT shift
6	R2105782-010	10		97	Y	
7	R2105315-005RE			98	Y	
8	↓ -007RE			99	Y	
9	R2105819-001			600	Y	
10	↓ -002			01	Y	Surr Fe hit
11	RQ2106848-01			02	Y	Cleanup Needed
12	↓ -02			03	Y	↓
13	↓ -03			04	Y	
14	R2105855-002			05	Y	
15	↓ -004			06	N	Cleanup Needed
3	8081 CCV MH		217572	07	Y	-05
16	R2105855-004MS			08	N	Cleanup needed
17	↓ -004 Dup			09	↓	↓
18	↓ -005			10	↓	↓
19	RQ2106772-03			11	Y	Sulfur Cleanup
20	↓ -04			12	Y	↓
21	↓ -05			13	Y	↓
22	R2105855-003			14	Y	↓
23	RQ2106772-01			15	Y	↓
24	↓ -02			16	Y	↓
25	R2105856-001			17	Y	
3	8081 CCV MH		217572	18	Y	-06/-07
26	R2105856-002			19	N	Cleanup Needed
27	R2105863-001			20	Y	
28	R2105863-003			21	Y	
29	↓ -005			22	Y	
30	R2105874-001			23	Y	
31	↓ -002			24	Y	
32	↓ -004			25	Y	
33	RQ2106851-01			26	Y	
34	↓ -02			27	Y	
35	↓ -03			28	Y	
3	8081 CCV MH		217572	29	Y	α-BHC ↑ RC -08
36	R2105887-005			30	N	>12 hrs since PEM
37	↓ -012			31	↓	↓
38	R2105887-019			AZ8632	N	Out of RetTime
39	RQ2106851-08			33	↓	↓
40	↓ -09			34		

All samples = _____mL + _____uL Combined IS/Surr.;

Primary :_____ exp: Secondary :_____ exp:

Primary:_____ exp: Secondary :_____ exp:

Reagents:

Runlog GCEXT r2 4/27/17

O-1022 Page 133

ALS Group USA, Corp.
dba ALS Environmental

Prep Summary Report

Client: LU Engineers **Service Request:** R2105887
Project: Orchard Street/4235-01
Sample Matrix: Soil

Organochlorine Pesticides by Gas Chromatography using Microwave Extraction

Prep Method: EPA 3546 **Extraction Lot:** 381429
Analytical Method: 8081B **Extraction Date:** 06/16/21 08:46

Sample Name	Lab Code	Date Collected	Date Received	Sample Amount	Final Amount	Percent Solids
TP-07 (350)	R2105887-005	6/3/21	6/11/21	14.5700 g	10 mL	87.5
TP-05+06 (370/350)	R2105887-012	6/4/21	6/11/21	14.2300 g	10 mL	87.5
TP-10+11 (370)	R2105887-019	6/4/21	6/11/21	15.2200 g	10 mL	86.0
Method Blank	RQ2106851-01MB	NA	NA	15.7300 g	10 mL	
Lab Control Sample	RQ2106851-02LCS	NA	NA	14.5500 g	10 mL	
Duplicate Lab Control Sample	RQ2106851-03DLCS	NA	NA	14.2800 g	10 mL	
Matrix Spike	RQ2106851-08MS	6/4/21	6/11/21	14.9500 g	10 mL	86.0
Duplicate Matrix Spike	RQ2106851-09DMS	6/4/21	6/11/21	14.3600 g	10 mL	86.0

Preparation Information Benchsheet

Prep Run#: 381429
Team: Semivoa GC/KSERCU

Prep WorkFlow: OrgExtS(14)
Prep Method: EPA 3546

Status: Prepped
Prep Date/Time: 6/16/21 08:46

#	Lab Code	Client ID	B#	Amt. Ext.	Method /Test	pH	AE	BN	Final Vol	Sample Desc. (Initial/Final)	SpikeAmt./Inv. ID	Comments
1	RQ2106851-01	MB		15.7300g	8081B/Pest OC MW				10.00mL	sand	0.5000 mL/216565; 0.5000 mL/217370; 0.5000 mL/217166	
2	RQ2106851-01	MB		15.7300g	8082A/PCB MW				10.00mL	sand	0.5000 mL/217370; 0.5000 mL/216565; 0.5000 mL/217166	
3	RQ2106851-02	LCS		14.5500g	8081B/Pest OC MW				10.00mL	sand	0.5000 mL/217370; 0.5000 mL/216565; 0.5000 mL/217166	
4	RQ2106851-03	DLCS		14.2800g	8081B/Pest OC MW				10.00mL	sand	0.5000 mL/216565; 0.5000 mL/217370; 0.5000 mL/217166	
5	RQ2106851-04	LCS		15.7400g	8082A/PCB MW				10.00mL	sand	0.5000 mL/217370; 0.5000 mL/217166	
6	RQ2106851-05	DLCS		15.9800g	8082A/PCB MW				10.00mL	sand	0.5000 mL/217166; 0.5000 mL/217370; 0.5000 mL/216565	
7	R2105887-005	TP-07 (350)	.03	14.5700g	8081B/Pest OC MW				10.00mL	moist mud, rocks	0.5000 mL/216565; 0.5000 mL/217166; 0.5000 mL/217370	
8	R2105887-005	TP-07 (350)	.03	14.5700g	8082A/PCB MW				10.00mL	moist mud, rocks	0.5000 mL/217166; 0.5000 mL/217370; 0.5000 mL/216565	
9	R2105887-012	TP-05+06 (370/350)	.03	14.2300g	8081B/Pest OC MW				10.00mL	moist dirt rocks	0.5000 mL/216565; 0.5000 mL/217166; 0.5000 mL/217370	
10	R2105887-012	TP-05+06 (370/350)	.03	14.2300g	8082A/PCB MW				10.00mL	moist dirt rocks	0.5000 mL/217370; 0.5000 mL/216565; 0.5000 mL/217166	
11	R2105887-017	TP-10 (370)	.03	15.4900g	8082A/PCB MW				10.00mL	dirt, rocks, roots	0.5000 mL/217370; 0.5000 mL/217166; 0.5000 mL/216565	
12	R2105887-019	TP-10+11 (370)	.12	15.2200g	8081B/Pest OC MW				10.00mL	moist dirt, rocks	0.5000 mL/217370; 0.5000 mL/217166; 0.5000 mL/216565	
13	RQ2106851-08	R2105887-019 MS	.12	14.9500g	8081B/Pest OC MW				10.00mL	moist dirt, rocks	0.5000 mL/217166; 0.5000 mL/216565; 0.5000 mL/217370	
14	RQ2106851-09	R2105887-019 DMS	.12	14.3600g	8081B/Pest OC MW				10.00mL	moist dirt, rocks	0.5000 mL/216565; 0.5000 mL/217370; 0.5000 mL/217166	

Spiking Solutions

Name:	608 LCS Spike STD	Inventory ID	216565	Logbook Ref:		Expires On:	07/31/2021
Name:	8082 Spike 5 ug/mL AR 1260	Inventory ID	217166	Logbook Ref:		Expires On:	11/10/2021
Name:	8081/8082 Surrogate Spike STD 1 ug/mL	Inventory ID	217370	Logbook Ref:		Expires On:	11/24/2021

Preparation Information Benchsheet

Prep Run#: 381429
Team: Semivoa GC/KSERCU

Prep WorkFlow: OrgExtS(14)
Prep Method: EPA 3546

Status: Prepped
Prep Date/Time: 6/16/21 08:46

Preparation Materials

50:50 acetone:hexane mix	(217626)	Eppendorf Pipette Repeater	EXT #20 (201733)	2mL Graduated Vials	(216570)
Water Deionized H2O	DI System (2262)	Sulfuric Acid Reagent Grade H2SO4	(217355)	Hexanes 95%	(217517)
Isopropyl Alcohol HPLC Grade	ICV Tubes (216377)	Prepared Sodium Sulfate Na2SO4	(217569)	Prepared Tetrabutylammonium hydrogen sulfate (TBA)	(217341)
Sand Reagent Grade	(216869)	SVOA BALANCE	R-BALANCE-05 (12939)		

Preparation Steps

Step:	Extraction	Step:	Concentration	Step:	Acid Clean-EPA 3665A	Step:	Sulfur Clean-EPA 3660B	Step:	Extraction Complete
Started:	6/16/21 08:46	Started:	6/17/21 13:10	Started:	6/17/21 16:20	Started:	6/17/21 14:21	Started:	6/17/21 14:15
Finished:	6/16/21 17:05	Finished:	6/17/21 14:15	Finished:	6/17/21 16:20	Finished:	6/17/21 14:58	Finished:	6/17/21 14:15
By:	KSERCU	By:	KSERCU	By:	KSERCU	By:	KSERCU	By:	KSERCU
Comments		Comments		Comments		Comments		Comments	

Comments: _____

Reviewed By: _____ Date: 6/21/2021 Spike Witness: VSTAUFFER Date: _____

Chain of Custody

Relinquished By: _____ Date: _____

Received By: _____ Date: _____

Extracts Examined
Yes No

ALS Group USA, Corp.
dba ALS Environmental

Analytical Report

Client:	LU Engineers	**Service Request:**	R2105887
Project:	Orchard Street/4235-01	**Date Collected:**	06/03/21 15:00
Sample Matrix:	Soil	**Date Received:**	06/11/21 17:15
Sample Name:	TP-07 (350)	**Units:**	ug/Kg
Lab Code:	R2105887-005	**Basis:**	Dry

Polychlorinated Biphenyls (PCBs) by GC using Microwave Extraction

Analysis Method: 8082A
Prep Method: EPA 3546

Analyte Name	Result	MRL	MDL	Dil.	Date Analyzed	Date Extracted	Q
Aroclor 1016	39 U	39	21	1	06/19/21 07:57	6/16/21	
Aroclor 1221	79 U	79	31	1	06/19/21 07:57	6/16/21	
Aroclor 1232	39 U	39	23	1	06/19/21 07:57	6/16/21	
Aroclor 1242	39 U	39	21	1	06/19/21 07:57	6/16/21	
Aroclor 1248	39 U	39	22	1	06/19/21 07:57	6/16/21	
Aroclor 1254	39 U	39	21	1	06/19/21 07:57	6/16/21	
Aroclor 1260	39 U	39	21	1	06/19/21 07:57	6/16/21	

Surrogate Name	% Rec	Control Limits	Date Analyzed	Q
Decachlorobiphenyl	66	22 - 128	06/19/21 07:57	
Tetrachloro-m-xylene	75	14 - 119	06/19/21 07:57	

ALS Group USA, Corp.
dba ALS Environmental

Analytical Report

Client:	LU Engineers	**Service Request:**	R2105887
Project:	Orchard Street/4235-01	**Date Collected:**	06/04/21 11:00
Sample Matrix:	Soil	**Date Received:**	06/11/21 17:15
Sample Name:	TP-05+06 (370/350)	**Units:**	ug/Kg
Lab Code:	R2105887-012	**Basis:**	Dry

Polychlorinated Biphenyls (PCBs) by GC using Microwave Extraction

Analysis Method: 8082A
Prep Method: EPA 3546

Analyte Name	Result	MRL	MDL	Dil.	Date Analyzed	Date Extracted	Q
Aroclor 1016	40 U	40	21	1	06/19/21 08:16	6/16/21	
Aroclor 1221	81 U	81	32	1	06/19/21 08:16	6/16/21	
Aroclor 1232	40 U	40	23	1	06/19/21 08:16	6/16/21	
Aroclor 1242	40 U	40	21	1	06/19/21 08:16	6/16/21	
Aroclor 1248	40 U	40	22	1	06/19/21 08:16	6/16/21	
Aroclor 1254	40 U	40	21	1	06/19/21 08:16	6/16/21	
Aroclor 1260	40 U	40	21	1	06/19/21 08:16	6/16/21	

Surrogate Name	% Rec	Control Limits	Date Analyzed	Q
Decachlorobiphenyl	63	22 - 128	06/19/21 08:16	
Tetrachloro-m-xylene	75	14 - 119	06/19/21 08:16	

ALS Group USA, Corp.
dba ALS Environmental

Analytical Report

Client:	LU Engineers	**Service Request:**	R2105887
Project:	Orchard Street/4235-01	**Date Collected:**	06/04/21 09:00
Sample Matrix:	Soil	**Date Received:**	06/11/21 17:15
Sample Name:	TP-10 (370)	**Units:**	ug/Kg
Lab Code:	R2105887-017	**Basis:**	Dry

Polychlorinated Biphenyls (PCBs) by GC using Microwave Extraction

Analysis Method: 8082A
Prep Method: EPA 3546

Analyte Name	Result	MRL	MDL	Dil.	Date Analyzed	Date Extracted	Q
Aroclor 1016	34 U	34	18	1	06/19/21 08:36	6/16/21	
Aroclor 1221	70 U	70	28	1	06/19/21 08:36	6/16/21	
Aroclor 1232	34 U	34	20	1	06/19/21 08:36	6/16/21	
Aroclor 1242	34 U	34	18	1	06/19/21 08:36	6/16/21	
Aroclor 1248	34 U	34	19	1	06/19/21 08:36	6/16/21	
Aroclor 1254	34 U	34	18	1	06/19/21 08:36	6/16/21	
Aroclor 1260	34 U	34	18	1	06/19/21 08:36	6/16/21	

Surrogate Name	% Rec	Control Limits	Date Analyzed	Q
Decachlorobiphenyl	59	22 - 128	06/19/21 08:36	
Tetrachloro-m-xylene	68	14 - 119	06/19/21 08:36	

ALS Group USA, Corp.
dba ALS Environmental

Analytical Report

Client:	LU Engineers	**Service Request:**	R2105887
Project:	Orchard Street/4235-01	**Date Collected:**	06/04/21 09:30
Sample Matrix:	Soil	**Date Received:**	06/11/21 17:15
Sample Name:	TP-11 (370)	**Units:**	ug/Kg
Lab Code:	R2105887-018	**Basis:**	Dry

Polychlorinated Biphenyls (PCBs) by GC using Microwave Extraction

Analysis Method: 8082A
Prep Method: EPA 3546

Analyte Name	Result	MRL	MDL	Dil.	Date Analyzed	Date Extracted	Q
Aroclor 1016	43 U	43	22	1	06/18/21 23:03	6/17/21	
Aroclor 1221	86 U	86	34	1	06/18/21 23:03	6/17/21	
Aroclor 1232	43 U	43	25	1	06/18/21 23:03	6/17/21	
Aroclor 1242	43 U	43	22	1	06/18/21 23:03	6/17/21	
Aroclor 1248	43 U	43	24	1	06/18/21 23:03	6/17/21	
Aroclor 1254	43 U	43	22	1	06/18/21 23:03	6/17/21	
Aroclor 1260	43 U	43	22	1	06/18/21 23:03	6/17/21	

Surrogate Name	% Rec	Control Limits	Date Analyzed	Q
Decachlorobiphenyl	71	22 - 128	06/18/21 23:03	
Tetrachloro-m-xylene	71	14 - 119	06/18/21 23:03	

1st BA 06/21/21
2nd DM 06/22/21

Quantitation Report (QT Reviewed)

Data Path : I:\ACQUDATA\6890G\Data\061821\
Data File : Bk8527.D
Signal(s) : Signal #1: ECD1A.CH Signal #2: ECD2B.CH
Acq On : 19 Jun 2021 7:57 am
Operator : B.Allgeier
Sample : r2105887-005
Misc : 381429
ALS Vial : 43 Sample Multiplier: 1

Integration File signal 1: AUTOINT1.E
Integration File signal 2: AUTOINT2.E
Quant Time: Jun 21 08:46:17 2021
Quant Method : I:\ACQUDATA\6890G\Methods\G-PCB061621.M
Quant Title : 608/8082 PCB'S
QLast Update : Thu Jun 17 11:40:39 2021
Response via : Initial Calibration
Integrator: ChemStation 6890 Scale Mode: Large solvent peaks clipped

Volume Inj. : 2uL
Signal #1 Phase : DB-1701 Signal #2 Phase: DB-17
Signal #1 Info : 0.32mm 30m Signal #2 Info : 0.32mm 30m

Compound	RT#1	RT#2	Resp#1	Resp#2	ug/l	ug/l
System Monitoring Compounds						
1) S SURR1, TCMX	4.314	4.453	2180.6E6	9603.1E6	39.684	37.403
Spiked Amount 100.000 Range 30 - 150 Recovery = 39.68% 37.40%						
2) S SURR2,Dec...	11.603	11.026	1681.7E6	3827.7E6	43.826	32.892
Spiked Amount 100.000 Range 30 - 150 Recovery = 43.83% 32.89%						
Target Compounds						
Sum PCB 1016			0	0	N.D.	N.D.
Average PCB 1016					0.000	0.000
Sum PCB 1221			0	0	N.D.	N.D.
Average PCB 1221					0.000	0.000
Sum PCB 1232			0	0	N.D.	N.D.
Average PCB 1232					0.000	0.000
Sum PCB 1242			0	0	N.D.	N.D.
Average PCB 1242					0.000	0.000
Sum PCB 1248			0	0	N.D.	N.D.
Average PCB 1248					0.000	0.000
Sum PCB 1254			0	0	N.D.	N.D.
Average PCB 1254					0.000	0.000
Sum PCB 1260			0	0	N.D.	N.D.
Average PCB 1260					0.000	0.000
Sum PCB 1268			0	0	N.D.	N.D.
Average PCB 1268					0.000	0.000
Sum PCB 1262			0	0	N.D.	N.D.
Average PCB 1262					0.000	0.000

(f)=RT Delta > 1/2 Window (#)=Amounts differ by > 25% (m)=manual int.

Quantitation Report (QT Reviewed)

Data Path : I:\ACQUDATA\6890G\Data\061821\
Data File : Bk8527.D
Signal(s) : Signal #1: ECD1A.CH Signal #2: ECD2B.CH
Acq On : 19 Jun 2021 7:57 am
Operator : B.Allgeier
Sample : r2105887-005
Misc : 381429
ALS Vial : 43 Sample Multiplier: 1

Integration File signal 1: AUTOINT1.E
Integration File signal 2: AUTOINT2.E
Quant Time: Jun 21 08:46:17 2021
Quant Method : I:\ACQUDATA\6890G\Methods\G-PCB061621.M
Quant Title : 608/8082 PCB'S
QLast Update : Thu Jun 17 11:40:39 2021
Response via : Initial Calibration
Integrator: ChemStation 6890 Scale Mode: Large solvent peaks clipped

Volume Inj. : 2uL
Signal #1 Phase : DB-1701 Signal #2 Phase: DB-17
Signal #1 Info : 0.32mm 30m Signal #2 Info : 0.32mm 30m

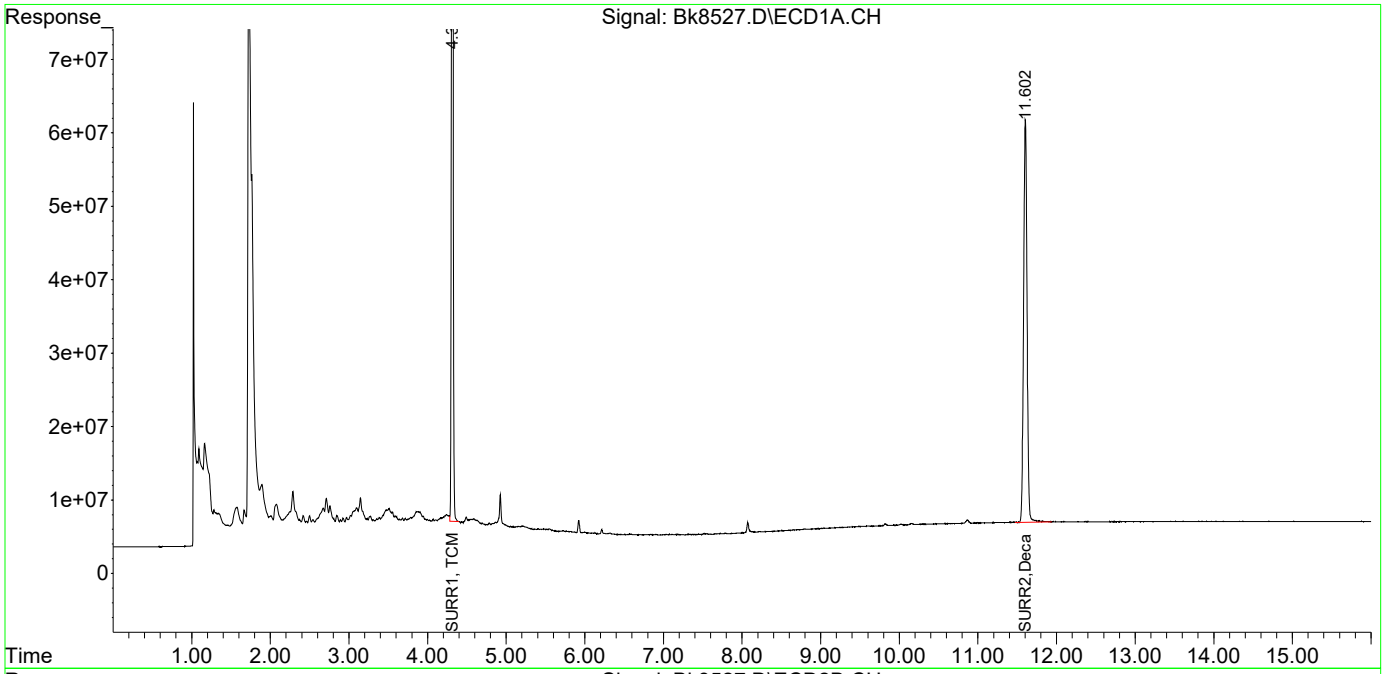

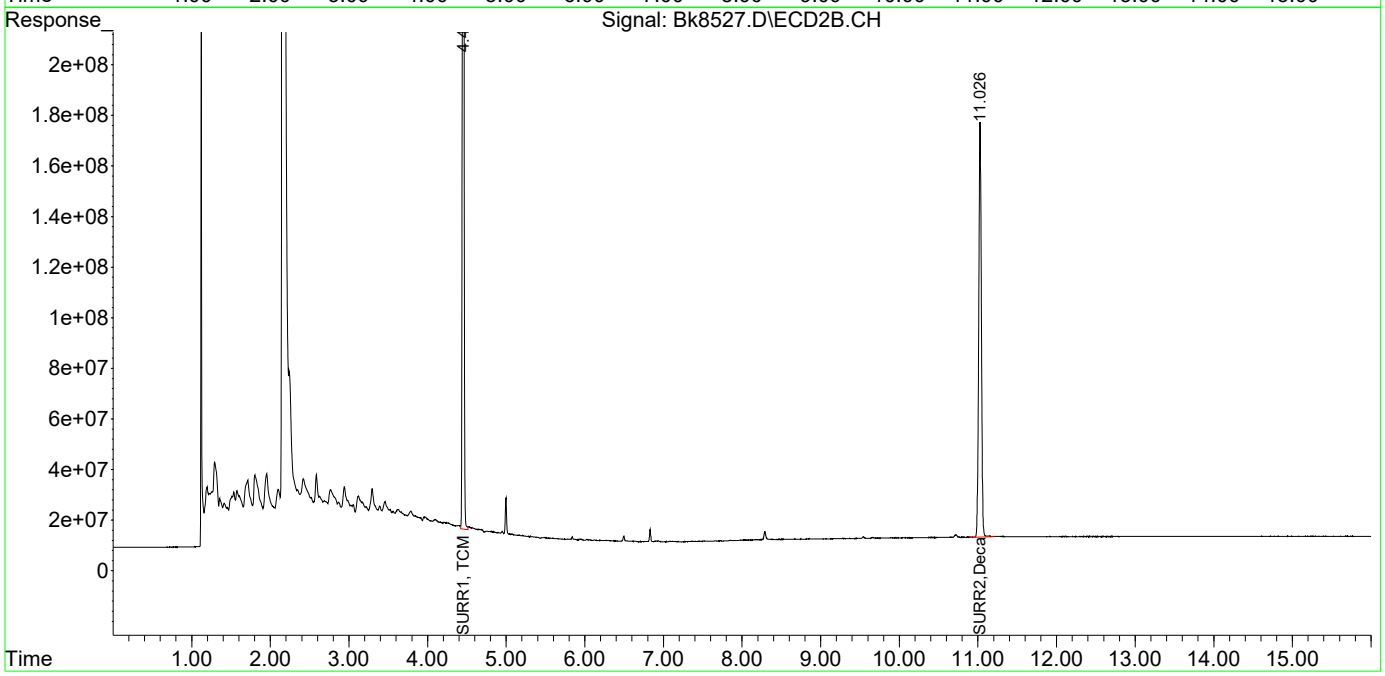

1st BA 06/21/21
2nd DM 06/22/21

Quantitation Report (QT Reviewed)

Data Path : I:\ACQUDATA\6890G\Data\061821\
Data File : Bk8528.D
Signal(s) : Signal #1: ECD1A.CH Signal #2: ECD2B.CH
Acq On : 19 Jun 2021 8:16 am
Operator : B.Allgeier
Sample : r2105887-012
Misc : 381429
ALS Vial : 44 Sample Multiplier: 1

Integration File signal 1: AUTOINT1.E
Integration File signal 2: AUTOINT2.E
Quant Time: Jun 21 08:46:23 2021
Quant Method : I:\ACQUDATA\6890G\Methods\G-PCB061621.M
Quant Title : 608/8082 PCB'S
QLast Update : Thu Jun 17 11:40:39 2021
Response via : Initial Calibration
Integrator: ChemStation 6890 Scale Mode: Large solvent peaks clipped

Volume Inj. : 2uL
Signal #1 Phase : DB-1701 Signal #2 Phase: DB-17
Signal #1 Info : 0.32mm 30m Signal #2 Info : 0.32mm 30m

Compound	RT#1	RT#2	Resp#1	Resp#2	ug/l	ug/l
System Monitoring Compounds						
1) S SURR1, TCMX	4.315	4.453	2180.1E6	9568.9E6	39.676	37.270
Spiked Amount 100.000 Range 30 - 150 Recovery = 39.68% 37.27%						
2) S SURR2,Dec...	11.602	11.026	1550.0E6	3658.2E6	40.393	31.436
Spiked Amount 100.000 Range 30 - 150 Recovery = 40.39% 31.44%						
Target Compounds						
Sum PCB 1016			0	0	N.D.	N.D.
Average PCB 1016					0.000	0.000
Sum PCB 1221			0	0	N.D.	N.D.
Average PCB 1221					0.000	0.000
Sum PCB 1232			0	0	N.D.	N.D.
Average PCB 1232					0.000	0.000
Sum PCB 1242			0	0	N.D.	N.D.
Average PCB 1242					0.000	0.000
Sum PCB 1248			0	0	N.D.	N.D.
Average PCB 1248					0.000	0.000
Sum PCB 1254			0	0	N.D.	N.D.
Average PCB 1254					0.000	0.000
33) L7c PCB 1260	8.649	7.661	3528386	24044241	1.996	3.743 #
34) L7c PCB 1260{2}	8.795	7.853	18497110	23868951	3.950	3.168
35) L7c PCB 1260{3}	9.289	8.846	4691834	27316197	5.078	2.255 #
36) L7C PCB 1260{4}	9.416	9.301	6644188	22775671	3.086	2.483
37) L7C PCB 1260{5}	10.158	10.195	15515914	11742787	9.205	3.719 #
Sum PCB 1260			48877433	109.7E6	23.314	15.367
Average PCB 1260					4.663	3.073
Sum PCB 1268			0	0	N.D.	N.D.
Average PCB 1268					0.000	0.000
Sum PCB 1262			0	0	N.D.	N.D.
Average PCB 1262					0.000	0.000

(f)=RT Delta > 1/2 Window (#)=Amounts differ by > 25% (m)=manual int.

Quantitation Report (QT Reviewed)

Data Path : I:\ACQUDATA\6890G\Data\061821\
Data File : Bk8528.D
Signal(s) : Signal #1: ECD1A.CH Signal #2: ECD2B.CH
Acq On : 19 Jun 2021 8:16 am
Operator : B.Allgeier
Sample : r2105887-012
Misc : 381429
ALS Vial : 44 Sample Multiplier: 1

Integration File signal 1: AUTOINT1.E
Integration File signal 2: AUTOINT2.E
Quant Time: Jun 21 08:46:23 2021
Quant Method : I:\ACQUDATA\6890G\Methods\G-PCB061621.M
Quant Title : 608/8082 PCB'S
QLast Update : Thu Jun 17 11:40:39 2021
Response via : Initial Calibration
Integrator: ChemStation 6890 Scale Mode: Large solvent peaks clipped

Volume Inj. : 2uL
Signal #1 Phase : DB-1701 Signal #2 Phase: DB-17
Signal #1 Info : 0.32mm 30m Signal #2 Info : 0.32mm 30m

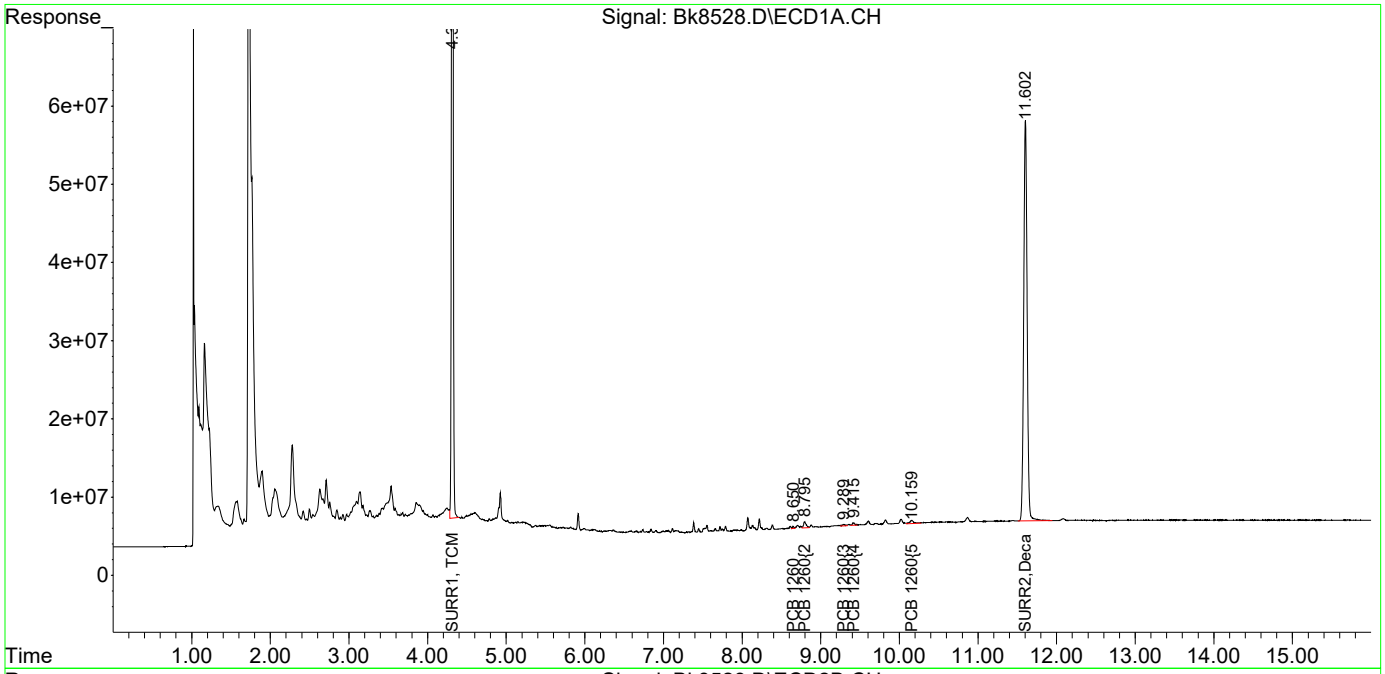

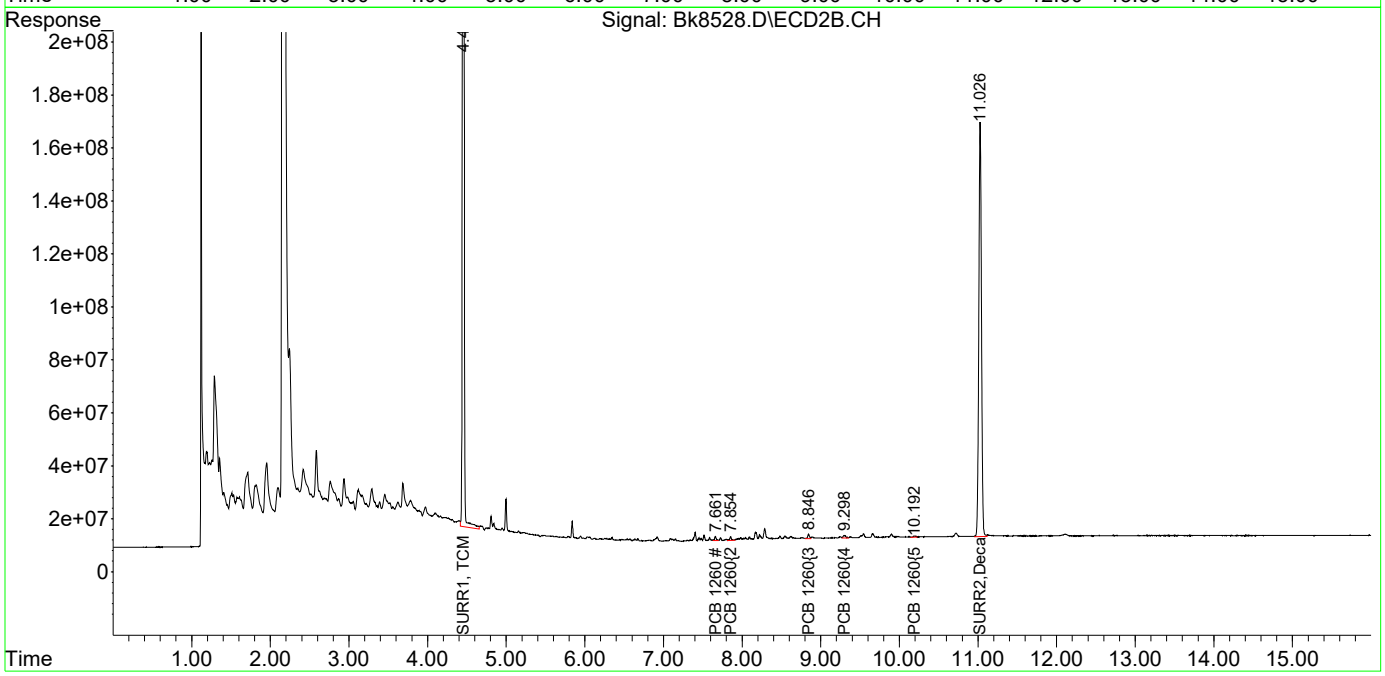

1st BA 06/21/21
2nd DM 06/22/21

Quantitation Report (QT Reviewed)

Data Path : I:\ACQUDATA\6890G\Data\061821\
Data File : Bk8529.D
Signal(s) : Signal #1: ECD1A.CH Signal #2: ECD2B.CH
Acq On : 19 Jun 2021 8:36 am
Operator : B.Allgeier
Sample : r2105887-017
Misc : 381429
ALS Vial : 45 Sample Multiplier: 1

Integration File signal 1: AUTOINT1.E
Integration File signal 2: AUTOINT2.E
Quant Time: Jun 21 08:46:29 2021
Quant Method : I:\ACQUDATA\6890G\Methods\G-PCB061621.M
Quant Title : 608/8082 PCB'S
QLast Update : Thu Jun 17 11:40:39 2021
Response via : Initial Calibration
Integrator: ChemStation 6890 Scale Mode: Large solvent peaks clipped

Volume Inj. : 2uL
Signal #1 Phase : DB-1701 Signal #2 Phase: DB-17
Signal #1 Info : 0.32mm 30m Signal #2 Info : 0.32mm 30m

Compound	RT#1	RT#2	Resp#1	Resp#2	ug/l	ug/l
System Monitoring Compounds						
1) S SURR1, TCMX	4.314	4.454	2031.0E6	8738.7E6	36.962	34.036
Spiked Amount 100.000 Range 30 - 150 Recovery = 36.96% 34.04%						
2) S SURR2,Dec...	11.603	11.027	1409.9E6	3440.1E6	36.742	29.562
Spiked Amount 100.000 Range 30 - 150 Recovery = 36.74% 29.56%#						
Target Compounds						
Sum PCB 1016			0	0	N.D.	N.D.
Average PCB 1016					0.000	0.000
Sum PCB 1221			0	0	N.D.	N.D.
Average PCB 1221					0.000	0.000
Sum PCB 1232			0	0	N.D.	N.D.
Average PCB 1232					0.000	0.000
Sum PCB 1242			0	0	N.D.	N.D.
Average PCB 1242					0.000	0.000
Sum PCB 1248			0	0	N.D.	N.D.
Average PCB 1248					0.000	0.000
Sum PCB 1254			0	0	N.D.	N.D.
Average PCB 1254					0.000	0.000
Sum PCB 1260			0	0	N.D.	N.D.
Average PCB 1260					0.000	0.000
Sum PCB 1268			0	0	N.D.	N.D.
Average PCB 1268					0.000	0.000
Sum PCB 1262			0	0	N.D.	N.D.
Average PCB 1262					0.000	0.000

(f)=RT Delta > 1/2 Window (#)=Amounts differ by > 25% (m)=manual int.

Quantitation Report (QT Reviewed)

Data Path : I:\ACQUDATA\6890G\Data\061821\
Data File : Bk8529.D
Signal(s) : Signal #1: ECD1A.CH Signal #2: ECD2B.CH
Acq On : 19 Jun 2021 8:36 am
Operator : B.Allgeier
Sample : r2105887-017
Misc : 381429
ALS Vial : 45 Sample Multiplier: 1

Integration File signal 1: AUTOINT1.E
Integration File signal 2: AUTOINT2.E
Quant Time: Jun 21 08:46:29 2021
Quant Method : I:\ACQUDATA\6890G\Methods\G-PCB061621.M
Quant Title : 608/8082 PCB'S
QLast Update : Thu Jun 17 11:40:39 2021
Response via : Initial Calibration
Integrator: ChemStation 6890 Scale Mode: Large solvent peaks clipped

Volume Inj. : 2uL
Signal #1 Phase : DB-1701 Signal #2 Phase: DB-17
Signal #1 Info : 0.32mm 30m Signal #2 Info : 0.32mm 30m

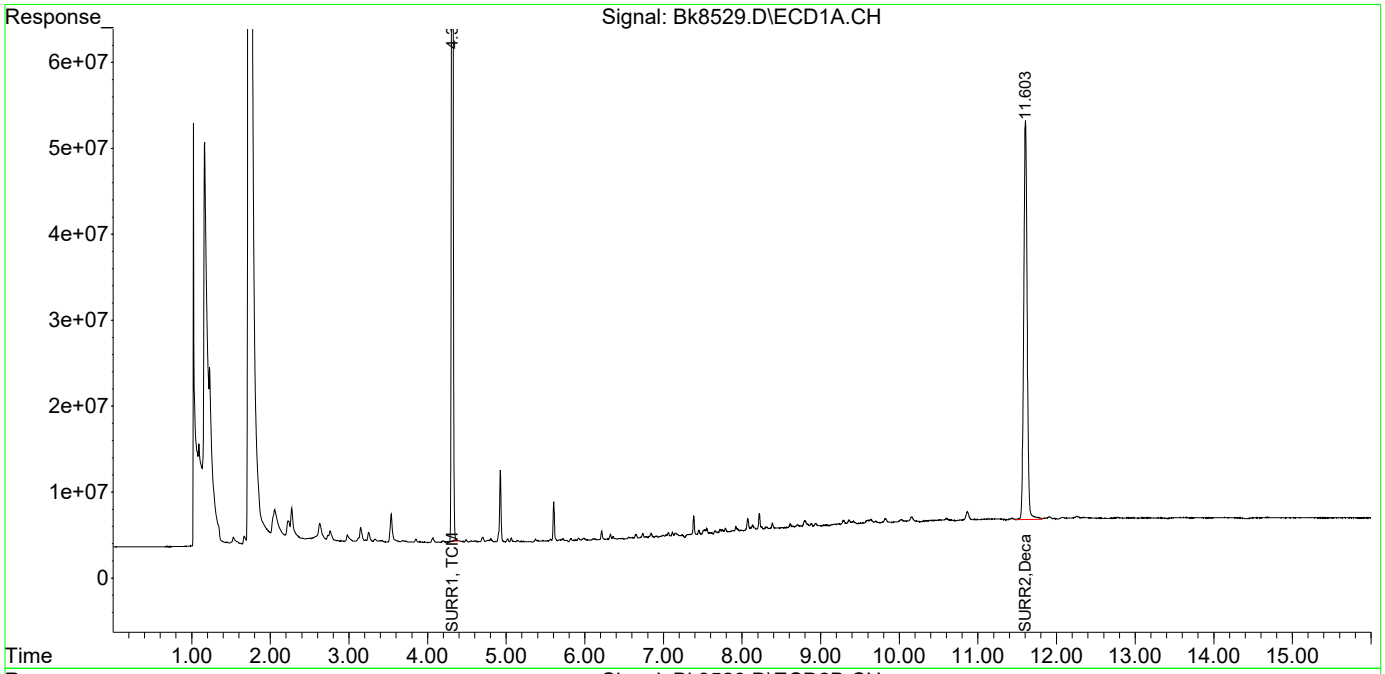

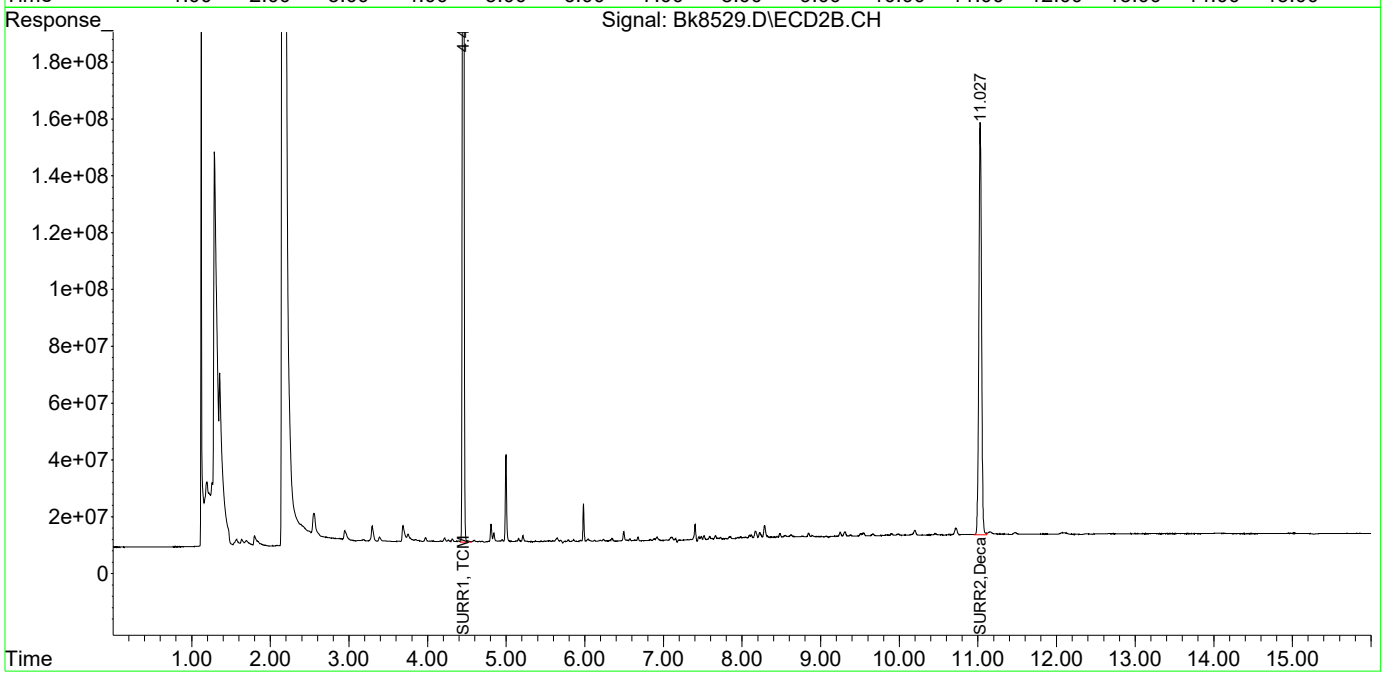

1st BA 06/21/21
2nd DM 06/22/21

Quantitation Report (QT Reviewed)

Data Path : I:\ACQUDATA\6890G\Data\061821\
Data File : Bk8500.D
Signal(s) : Signal #1: ECD1A.CH Signal #2: ECD2B.CH
Acq On : 18 Jun 2021 11:03 pm
Operator : B.Allgeier
Sample : ~~r2105881-018~~ r2105887-018 typo ba6/21/21
Misc : 381428
ALS Vial : 18 Sample Multiplier: 1

Integration File signal 1: AUTOINT1.E
Integration File signal 2: AUTOINT2.E
Quant Time: Jun 21 08:43:47 2021
Quant Method : I:\ACQUDATA\6890G\Methods\G-PCB061621.M
Quant Title : 608/8082 PCB'S
QLast Update : Thu Jun 17 11:40:39 2021
Response via : Initial Calibration
Integrator: ChemStation 6890 Scale Mode: Large solvent peaks clipped

Volume Inj. : 2uL
Signal #1 Phase : DB-1701 Signal #2 Phase: DB-17
Signal #1 Info : 0.32mm 30m Signal #2 Info : 0.32mm 30m

Compound	RT#1	RT#2	Resp#1	Resp#2	ug/l	ug/l
System Monitoring Compounds						
1) S SURR1, TCMX	4.315	4.454	2274.3E6	9092.8E6	41.390	35.415
Spiked Amount 100.000 Range 30 - 150 Recovery = 41.39% 35.41%						
2) S SURR2,Dec...	11.606	11.030	1746.8E6	4125.5E6	45.522	35.452
Spiked Amount 100.000 Range 30 - 150 Recovery = 45.52% 35.45%						
Target Compounds						
Sum PCB 1016			0	0	N.D.	N.D.
Average PCB 1016					0.000	0.000
Sum PCB 1221			0	0	N.D.	N.D.
Average PCB 1221					0.000	0.000
Sum PCB 1232			0	0	N.D.	N.D.
Average PCB 1232					0.000	0.000
Sum PCB 1242			0	0	N.D.	N.D.
Average PCB 1242					0.000	0.000
Sum PCB 1248			0	0	N.D.	N.D.
Average PCB 1248					0.000	0.000
Sum PCB 1254			0	0	N.D.	N.D.
Average PCB 1254					0.000	0.000
Sum PCB 1260			0	0	N.D.	N.D.
Average PCB 1260					0.000	0.000
Sum PCB 1268			0	0	N.D.	N.D.
Average PCB 1268					0.000	0.000
Sum PCB 1262			0	0	N.D.	N.D.
Average PCB 1262					0.000	0.000

(f)=RT Delta > 1/2 Window (#)=Amounts differ by > 25% (m)=manual int.

Quantitation Report (QT Reviewed)

Data Path : I:\ACQUDATA\6890G\Data\061821\
Data File : Bk8500.D
Signal(s) : Signal #1: ECD1A.CH Signal #2: ECD2B.CH
Acq On : 18 Jun 2021 11:03 pm
Operator : B.Allgeier
Sample : r2105881-018
Misc : 381428
ALS Vial : 18 Sample Multiplier: 1

Integration File signal 1: AUTOINT1.E
Integration File signal 2: AUTOINT2.E
Quant Time: Jun 21 08:43:47 2021
Quant Method : I:\ACQUDATA\6890G\Methods\G-PCB061621.M
Quant Title : 608/8082 PCB'S
QLast Update : Thu Jun 17 11:40:39 2021
Response via : Initial Calibration
Integrator: ChemStation 6890 Scale Mode: Large solvent peaks clipped

Volume Inj. : 2uL
Signal #1 Phase : DB-1701 Signal #2 Phase: DB-17
Signal #1 Info : 0.32mm 30m Signal #2 Info : 0.32mm 30m

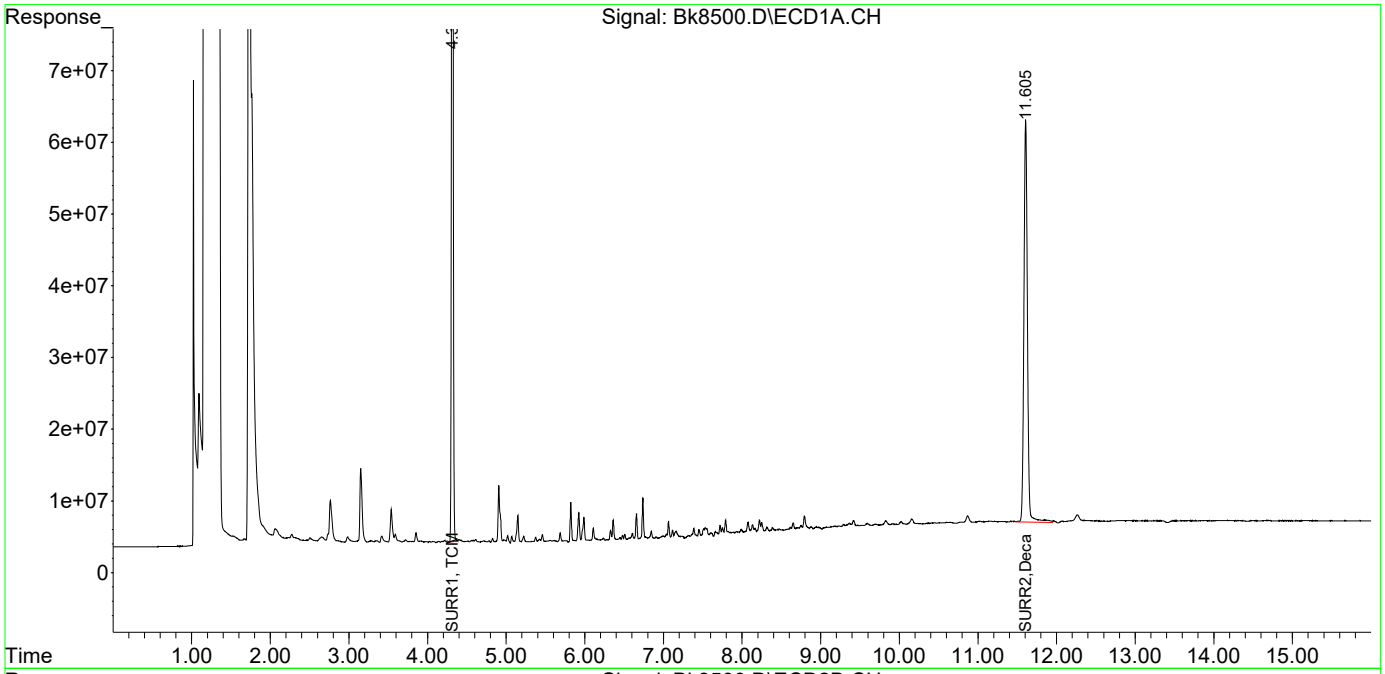

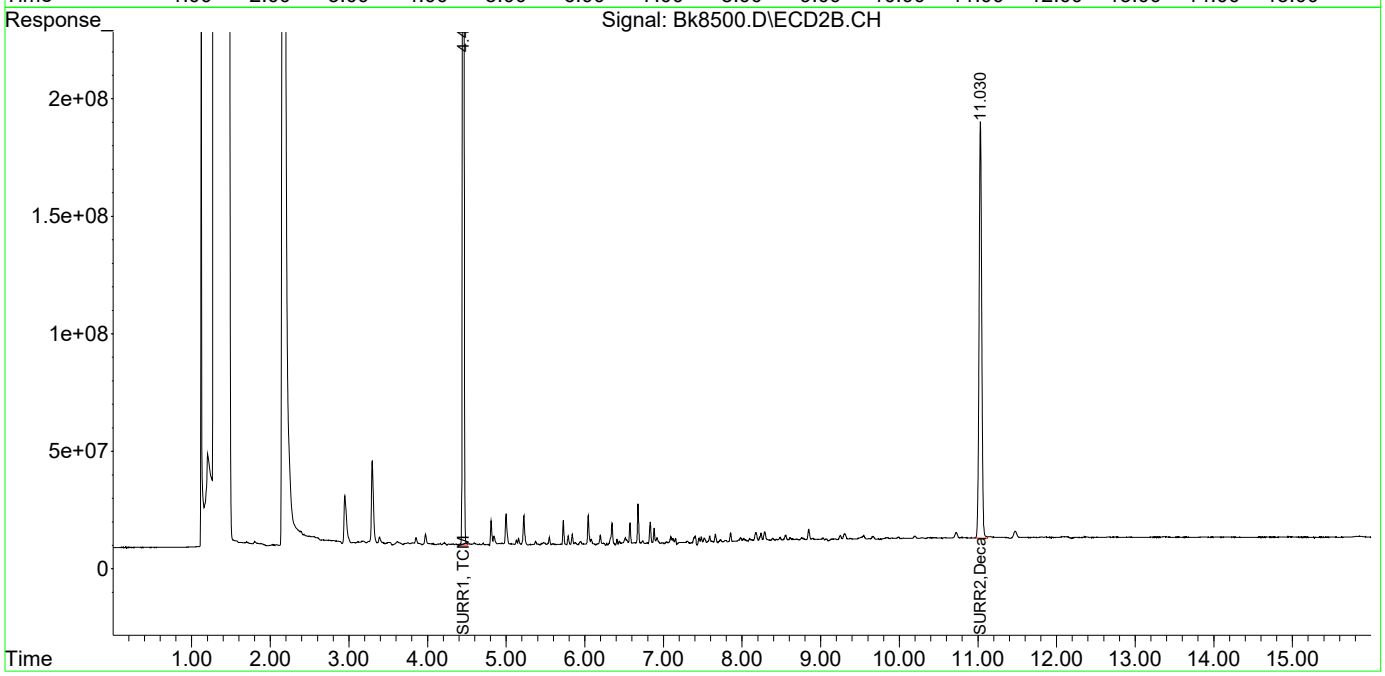

1st BA 06/21/21
2nd DM 06/22/21

Quantitation Report (QT Reviewed)

Data Path : I:\ACQUDATA\6890G\Data\061821\
Data File : Bk8524.D
Signal(s) : Signal #1: ECD1A.CH Signal #2: ECD2B.CH
Acq On : 19 Jun 2021 6:58 am
Operator : B.Allgeier
Sample : met blk (381429)
Misc : 381429
ALS Vial : 40 Sample Multiplier: 1

Integration File signal 1: AUTOINT1.E
Integration File signal 2: AUTOINT2.E
Quant Time: Jun 21 08:45:59 2021
Quant Method : I:\ACQUDATA\6890G\Methods\G-PCB061621.M
Quant Title : 608/8082 PCB'S
QLast Update : Thu Jun 17 11:40:39 2021
Response via : Initial Calibration
Integrator: ChemStation 6890 Scale Mode: Large solvent peaks clipped

Volume Inj. : 2uL
Signal #1 Phase : DB-1701 Signal #2 Phase: DB-17
Signal #1 Info : 0.32mm 30m Signal #2 Info : 0.32mm 30m

Compound	RT#1	RT#2	Resp#1	Resp#2	ug/l	ug/l
System Monitoring Compounds						
1) S SURR1, TCMX	4.315	4.453	2361.0E6	10245.3E6	42.967	39.904
Spiked Amount 100.000 Range 30 - 150 Recovery = 42.97% 39.90%						
2) S SURR2,Dec...	11.602	11.026	1906.0E6	4511.3E6	49.672	38.767
Spiked Amount 100.000 Range 30 - 150 Recovery = 49.67% 38.77%						
Target Compounds						
Sum PCB 1016			0	0	N.D.	N.D.
Average PCB 1016					0.000	0.000
Sum PCB 1221			0	0	N.D.	N.D.
Average PCB 1221					0.000	0.000
Sum PCB 1232			0	0	N.D.	N.D.
Average PCB 1232					0.000	0.000
Sum PCB 1242			0	0	N.D.	N.D.
Average PCB 1242					0.000	0.000
Sum PCB 1248			0	0	N.D.	N.D.
Average PCB 1248					0.000	0.000
Sum PCB 1254			0	0	N.D.	N.D.
Average PCB 1254					0.000	0.000
Sum PCB 1260			0	0	N.D.	N.D.
Average PCB 1260					0.000	0.000
Sum PCB 1268			0	0	N.D.	N.D.
Average PCB 1268					0.000	0.000
Sum PCB 1262			0	0	N.D.	N.D.
Average PCB 1262					0.000	0.000

(f)=RT Delta > 1/2 Window (#)=Amounts differ by > 25% (m)=manual int.

Quantitation Report (QT Reviewed)

Data Path : I:\ACQUDATA\6890G\Data\061821\
Data File : Bk8524.D
Signal(s) : Signal #1: ECD1A.CH Signal #2: ECD2B.CH
Acq On : 19 Jun 2021 6:58 am
Operator : B.Allgeier
Sample : met blk (381429)
Misc : 381429
ALS Vial : 40 Sample Multiplier: 1

Integration File signal 1: AUTOINT1.E
Integration File signal 2: AUTOINT2.E
Quant Time: Jun 21 08:45:59 2021
Quant Method : I:\ACQUDATA\6890G\Methods\G-PCB061621.M
Quant Title : 608/8082 PCB'S
QLast Update : Thu Jun 17 11:40:39 2021
Response via : Initial Calibration
Integrator: ChemStation 6890 Scale Mode: Large solvent peaks clipped

Volume Inj. : 2uL
Signal #1 Phase : DB-1701 Signal #2 Phase: DB-17
Signal #1 Info : 0.32mm 30m Signal #2 Info : 0.32mm 30m

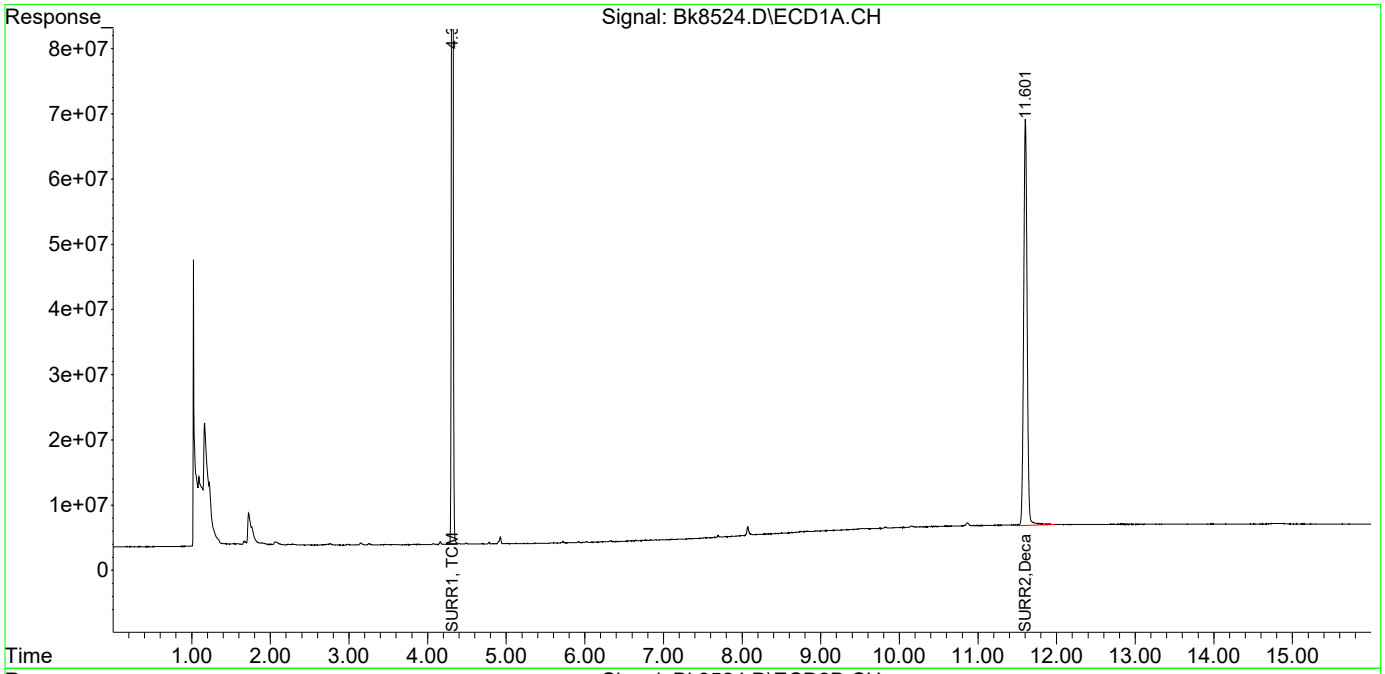

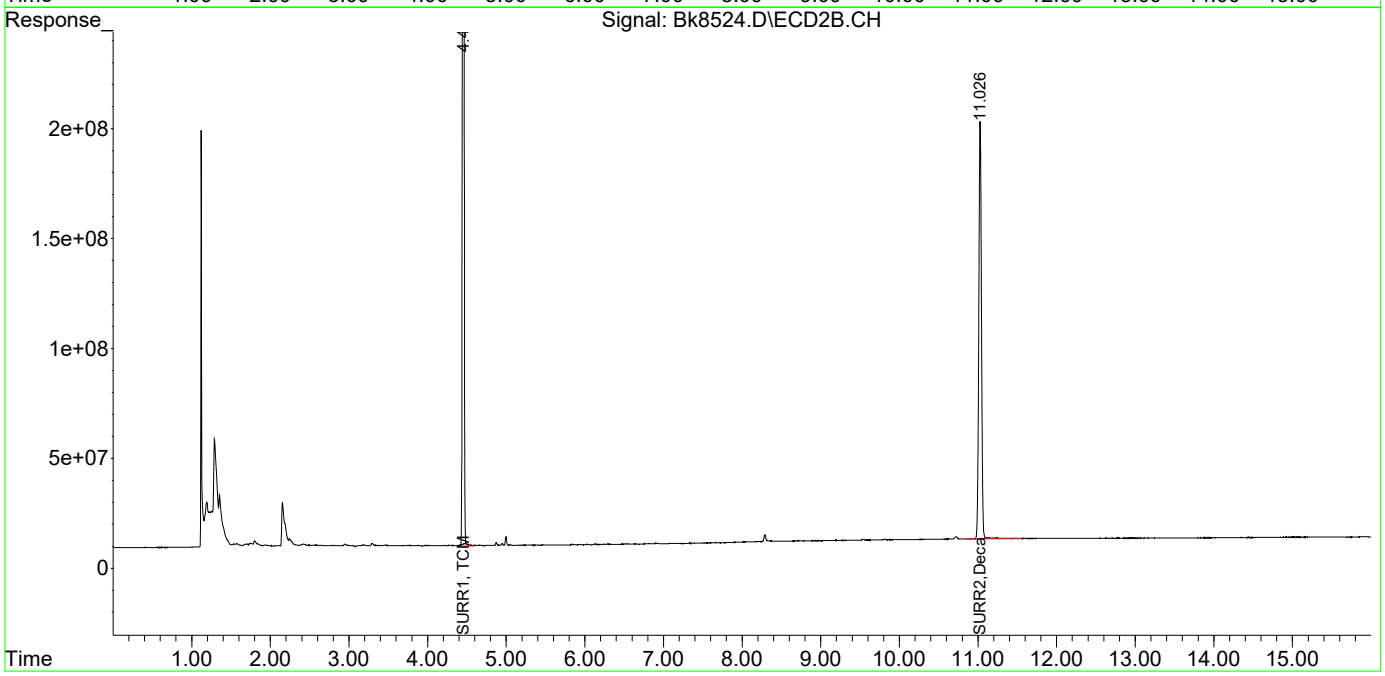

1st BA 06/21/21
2nd DM 06/22/21

Quantitation Report (Qedit)

Data Path : I:\ACQUDATA\6890G\Data\061821\
Data File : Bk8497.D
Signal(s) : Signal #1: ECD1A.CH Signal #2: ECD2B.CH
Acq On : 18 Jun 2021 10:03 pm
Operator : B.Allgeier
Sample : rq2106899-01
Misc : 381428
ALS Vial : 15 Sample Multiplier: 1

Integration File signal 1: AUTOINT1.E
Integration File signal 2: AUTOINT2.E
Quant Time: Jun 21 08:43:29 2021
Quant Method : I:\ACQUDATA\6890G\Methods\G-PCB061621.M
Quant Title : 608/8082 PCB'S
QLast Update : Thu Jun 17 11:40:39 2021
Response via : Initial Calibration
Integrator: ChemStation 6890 Scale Mode: Large solvent peaks clipped

Volume Inj. : 2uL
Signal #1 Phase : DB-1701 Signal #2 Phase: DB-17
Signal #1 Info : 0.32mm 30m Signal #2 Info : 0.32mm 30m

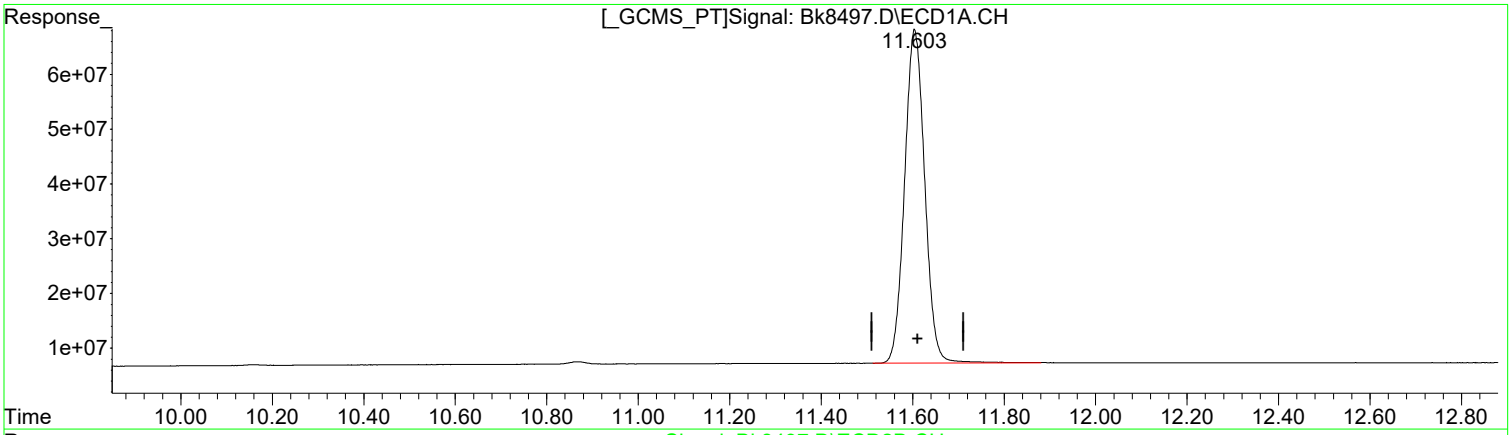

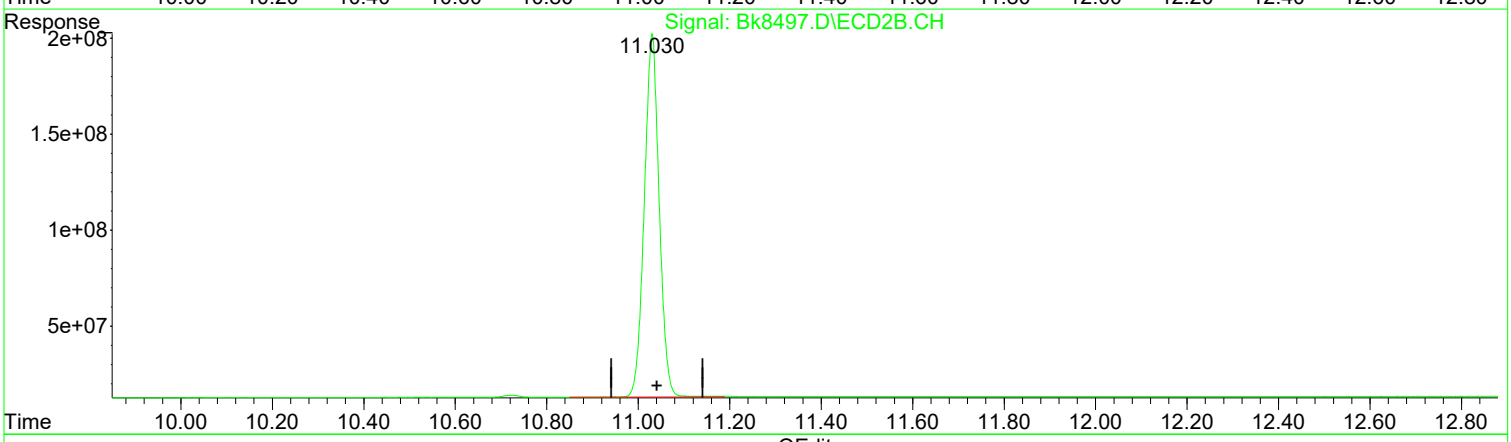

(2) SURR2,Decachlorobiphenyl (S)
11.603min 48.578 ug/l m
response 1864032851

(2) SURR2,Decachlorobiphenyl #2 (S)
11.030min 36.774 ug/l
response 4279459970

Manual Integration:
After
Poor integration.
06/21/21

(+) = Expected Retention Time

1st BA 06/21/21
2nd DM 06/22/21

Quantitation Report (Qedit)

Data Path : I:\ACQUDATA\6890G\Data\061821\
Data File : Bk8497.D
Signal(s) : Signal #1: ECD1A.CH Signal #2: ECD2B.CH
Acq On : 18 Jun 2021 10:03 pm
Operator : B.Allgeier
Sample : rq2106899-01
Misc : 381428
ALS Vial : 15 Sample Multiplier: 1

Integration File signal 1: AUTOINT1.E
Integration File signal 2: AUTOINT2.E
Quant Time: Jun 21 08:43:29 2021
Quant Method : I:\ACQUDATA\6890G\Methods\G-PCB061621.M
Quant Title : 608/8082 PCB'S
QLast Update : Thu Jun 17 11:40:39 2021
Response via : Initial Calibration
Integrator: ChemStation 6890 Scale Mode: Large solvent peaks clipped

Volume Inj. : 2uL
Signal #1 Phase : DB-1701 Signal #2 Phase: DB-17
Signal #1 Info : 0.32mm 30m Signal #2 Info : 0.32mm 30m

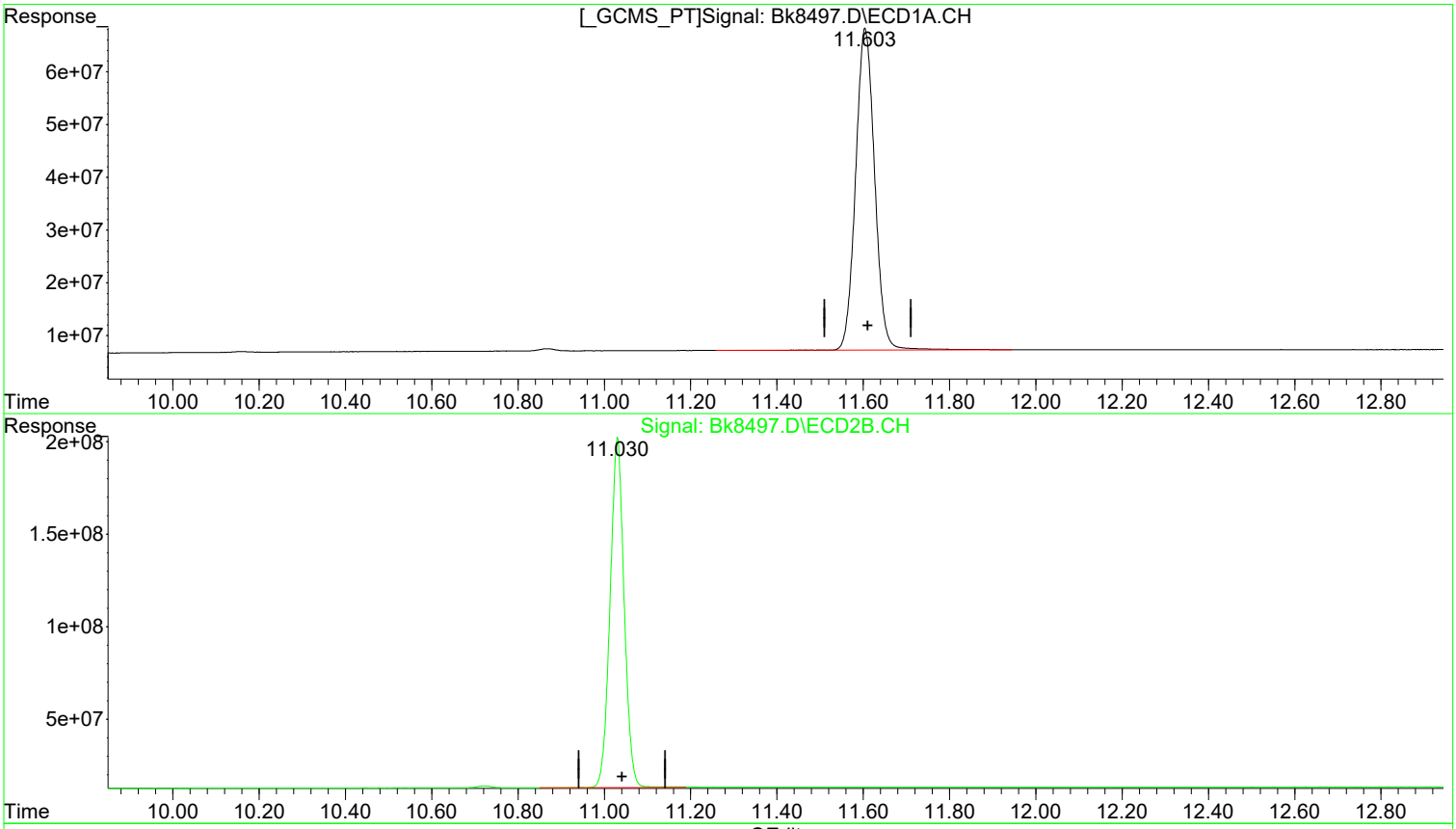

(2) SURR2,Decachlorobiphenyl (S)
11.604min 48.659 ug/l
response 1867152378

(2) SURR2,Decachlorobiphenyl #2 (S)
11.030min 36.774 ug/l
response 4279459970

Manual Integration:
Before

06/21/21

(+) = Expected Retention Time

1st BA 06/21/21
2nd DM 06/22/21

Quantitation Report (QT Reviewed)

Data Path : I:\ACQUDATA\6890G\Data\061821\
Data File : Bk8497.D
Signal(s) : Signal #1: ECD1A.CH Signal #2: ECD2B.CH
Acq On : 18 Jun 2021 10:03 pm
Operator : B.Allgeier
Sample : rq2106899-01
Misc : 381428
ALS Vial : 15 Sample Multiplier: 1

Integration File signal 1: AUTOINT1.E
Integration File signal 2: AUTOINT2.E
Quant Time: Jun 21 08:43:29 2021
Quant Method : I:\ACQUDATA\6890G\Methods\G-PCB061621.M
Quant Title : 608/8082 PCB'S
QLast Update : Thu Jun 17 11:40:39 2021
Response via : Initial Calibration
Integrator: ChemStation 6890 Scale Mode: Large solvent peaks clipped

Volume Inj. : 2uL
Signal #1 Phase : DB-1701 Signal #2 Phase: DB-17
Signal #1 Info : 0.32mm 30m Signal #2 Info : 0.32mm 30m

Compound	RT#1	RT#2	Resp#1	Resp#2	ug/l	ug/l
System Monitoring Compounds						
1) S SURR1, TCMX	4.316	4.454	2322.2E6	9676.1E6	42.262	37.687
Spiked Amount 100.000 Range 30 - 150 Recovery = 42.26% 37.69%						
2) S SURR2,Dec...	11.603	11.030	1864.0E6	4279.5E6	48.578m	36.774
Spiked Amount 100.000 Range 30 - 150 Recovery = 48.58% 36.77%						
Target Compounds						
Sum PCB 1016			0	0	N.D.	N.D.
Average PCB 1016					0.000	0.000
Sum PCB 1221			0	0	N.D.	N.D.
Average PCB 1221					0.000	0.000
Sum PCB 1232			0	0	N.D.	N.D.
Average PCB 1232					0.000	0.000
Sum PCB 1242			0	0	N.D.	N.D.
Average PCB 1242					0.000	0.000
Sum PCB 1248			0	0	N.D.	N.D.
Average PCB 1248					0.000	0.000
Sum PCB 1254			0	0	N.D.	N.D.
Average PCB 1254					0.000	0.000
Sum PCB 1260			0	0	N.D.	N.D.
Average PCB 1260					0.000	0.000
Sum PCB 1268			0	0	N.D.	N.D.
Average PCB 1268					0.000	0.000
Sum PCB 1262			0	0	N.D.	N.D.
Average PCB 1262					0.000	0.000

(f)=RT Delta > 1/2 Window (#)=Amounts differ by > 25% (m)=manual int.

Quantitation Report (QT Reviewed)

Data Path : I:\ACQUDATA\6890G\Data\061821\
Data File : Bk8497.D
Signal(s) : Signal #1: ECD1A.CH Signal #2: ECD2B.CH
Acq On : 18 Jun 2021 10:03 pm
Operator : B.Allgeier
Sample : rq2106899-01
Misc : 381428
ALS Vial : 15 Sample Multiplier: 1

Integration File signal 1: AUTOINT1.E
Integration File signal 2: AUTOINT2.E
Quant Time: Jun 21 08:43:29 2021
Quant Method : I:\ACQUDATA\6890G\Methods\G-PCB061621.M
Quant Title : 608/8082 PCB'S
QLast Update : Thu Jun 17 11:40:39 2021
Response via : Initial Calibration
Integrator: ChemStation 6890 Scale Mode: Large solvent peaks clipped

Volume Inj. : 2uL
Signal #1 Phase : DB-1701 Signal #2 Phase: DB-17
Signal #1 Info : 0.32mm 30m Signal #2 Info : 0.32mm 30m

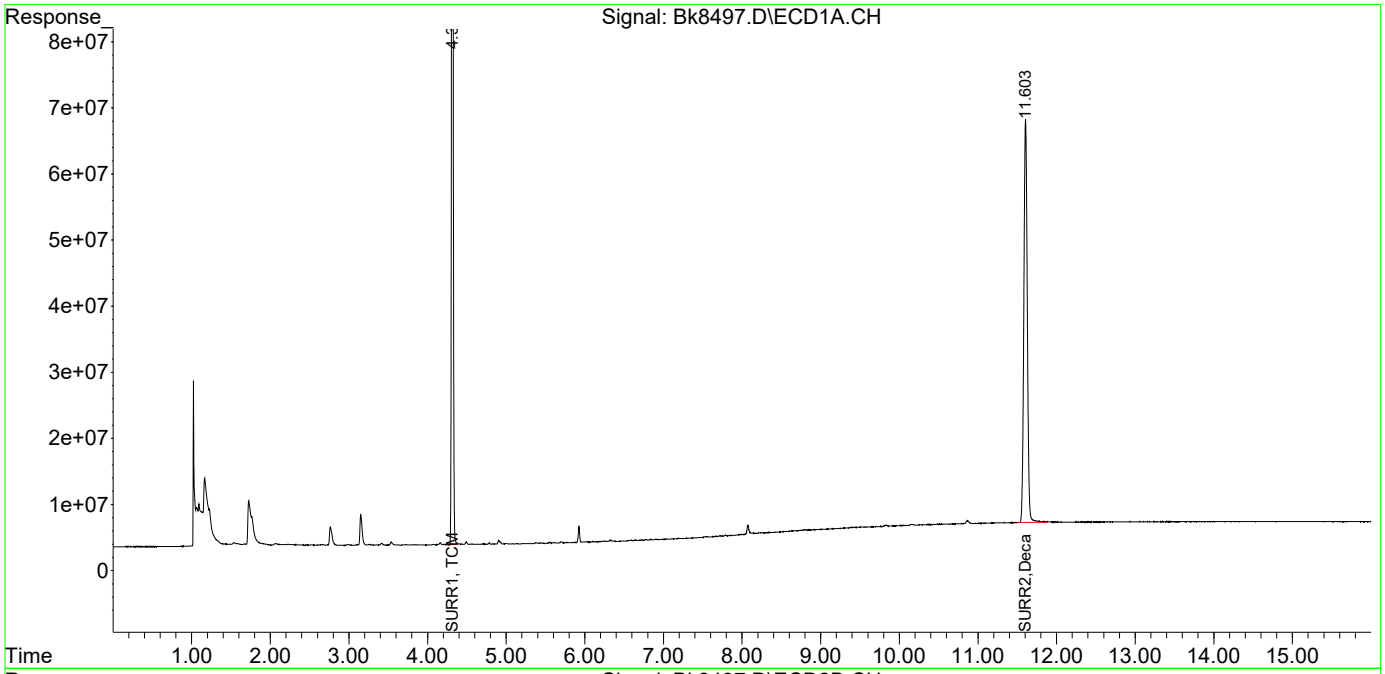

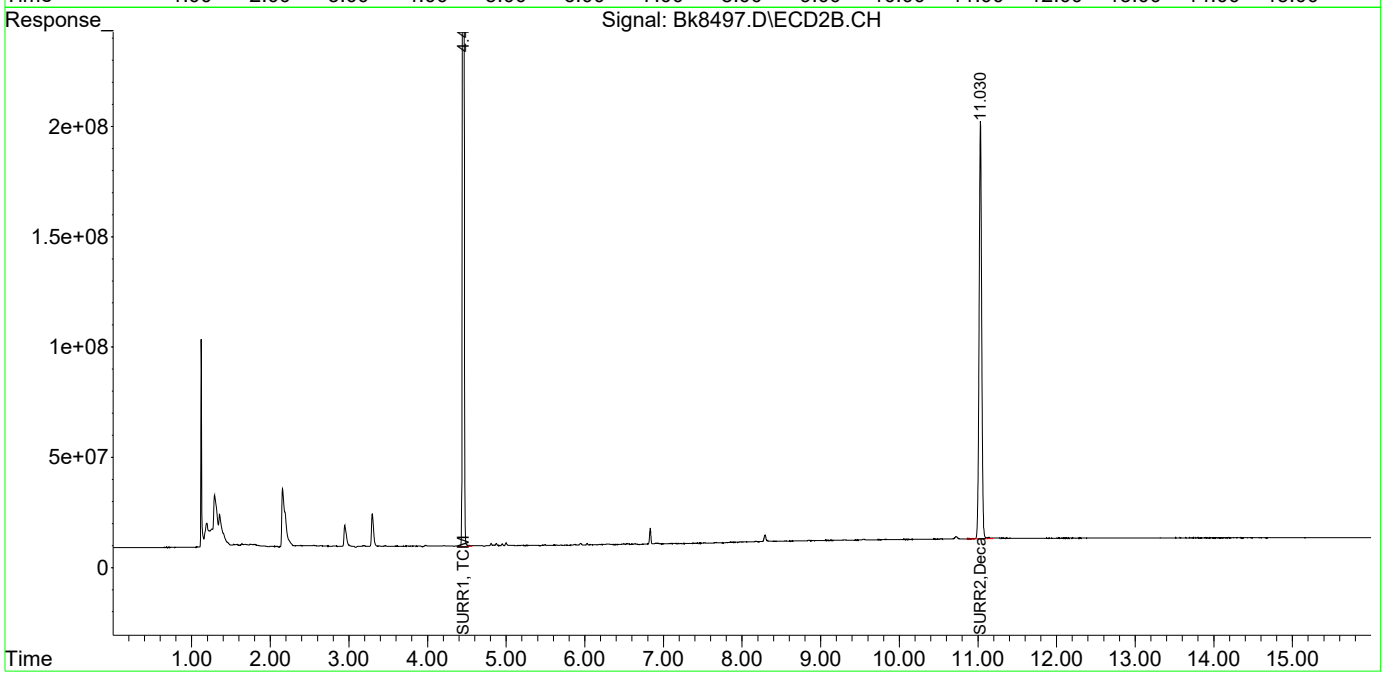

1st BA 06/21/21
2nd DM 06/22/21

Quantitation Report (Qedit)

Data Path : I:\ACQUDATA\6890G\Data\061821\
Data File : Bk8525.D
Signal(s) : Signal #1: ECD1A.CH Signal #2: ECD2B.CH
Acq On : 19 Jun 2021 7:18 am
Operator : B.Allgeier
Sample : lcs (381429)
Misc : 381429
ALS Vial : 41 Sample Multiplier: 1

Integration File signal 1: AUTOINT1.E
Integration File signal 2: AUTOINT2.E
Quant Time: Jun 21 08:46:05 2021
Quant Method : I:\ACQUDATA\6890G\Methods\G-PCB061621.M
Quant Title : 608/8082 PCB'S
QLast Update : Thu Jun 17 11:40:39 2021
Response via : Initial Calibration
Integrator: ChemStation 6890 Scale Mode: Large solvent peaks clipped

Volume Inj. : 2uL
Signal #1 Phase : DB-1701 Signal #2 Phase: DB-17
Signal #1 Info : 0.32mm 30m Signal #2 Info : 0.32mm 30m

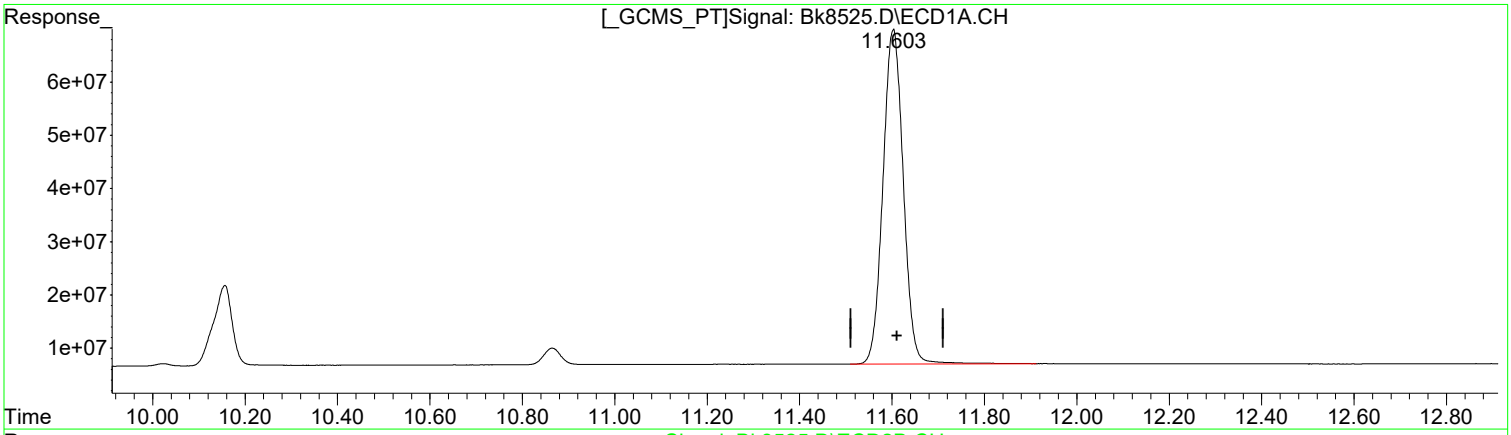

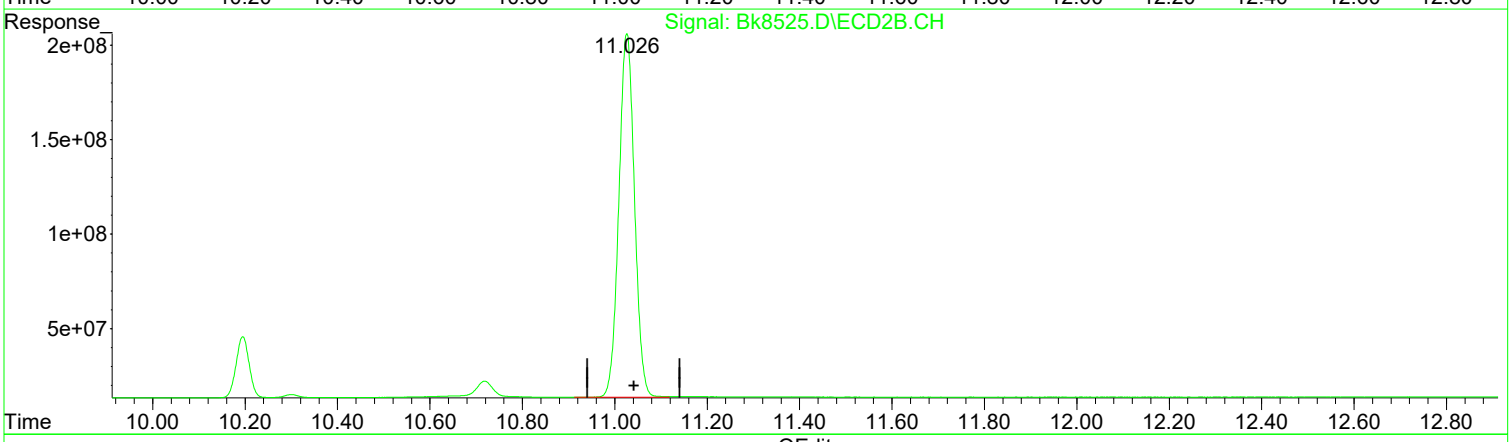

(2) SURR2,Decachlorobiphenyl (S)
11.603min 50.147 ug/l m
response 1924241751

(2) SURR2,Decachlorobiphenyl #2 (S)
11.026min 38.967 ug/l
response 4534654239

Manual Integration:
After
Poor integration.
06/21/21

(+) = Expected Retention Time

1st BA 06/21/21
2nd DM 06/22/21

Quantitation Report (Qedit)

Data Path : I:\ACQUDATA\6890G\Data\061821\
Data File : Bk8525.D
Signal(s) : Signal #1: ECD1A.CH Signal #2: ECD2B.CH
Acq On : 19 Jun 2021 7:18 am
Operator : B.Allgeier
Sample : lcs (381429)
Misc : 381429
ALS Vial : 41 Sample Multiplier: 1

Integration File signal 1: AUTOINT1.E
Integration File signal 2: AUTOINT2.E
Quant Time: Jun 21 08:46:05 2021
Quant Method : I:\ACQUDATA\6890G\Methods\G-PCB061621.M
Quant Title : 608/8082 PCB'S
QLast Update : Thu Jun 17 11:40:39 2021
Response via : Initial Calibration
Integrator: ChemStation 6890 Scale Mode: Large solvent peaks clipped

Volume Inj. : 2uL
Signal #1 Phase : DB-1701 Signal #2 Phase: DB-17
Signal #1 Info : 0.32mm 30m Signal #2 Info : 0.32mm 30m

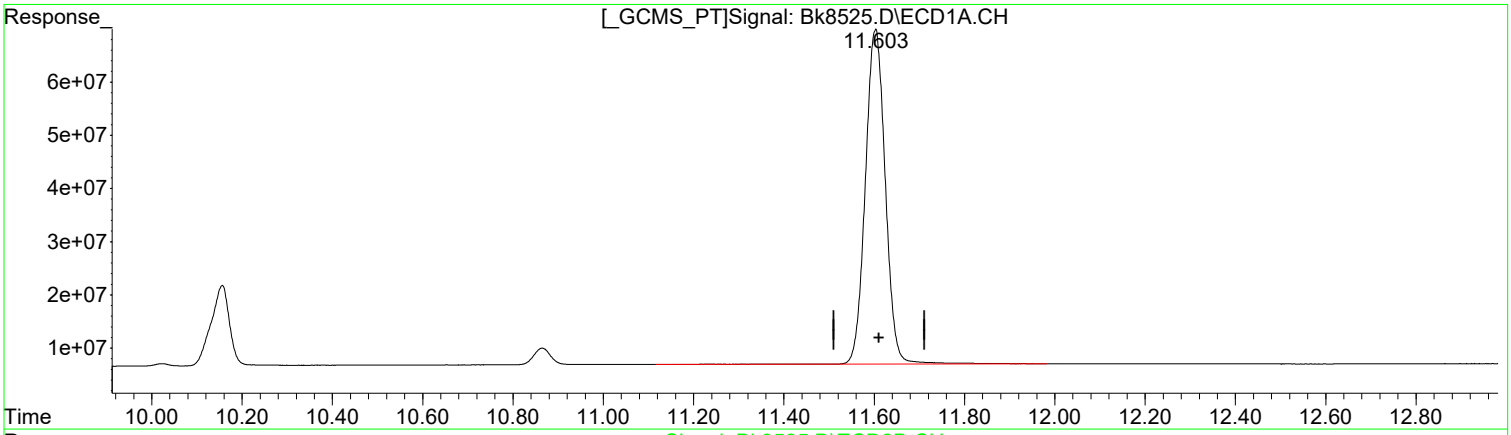

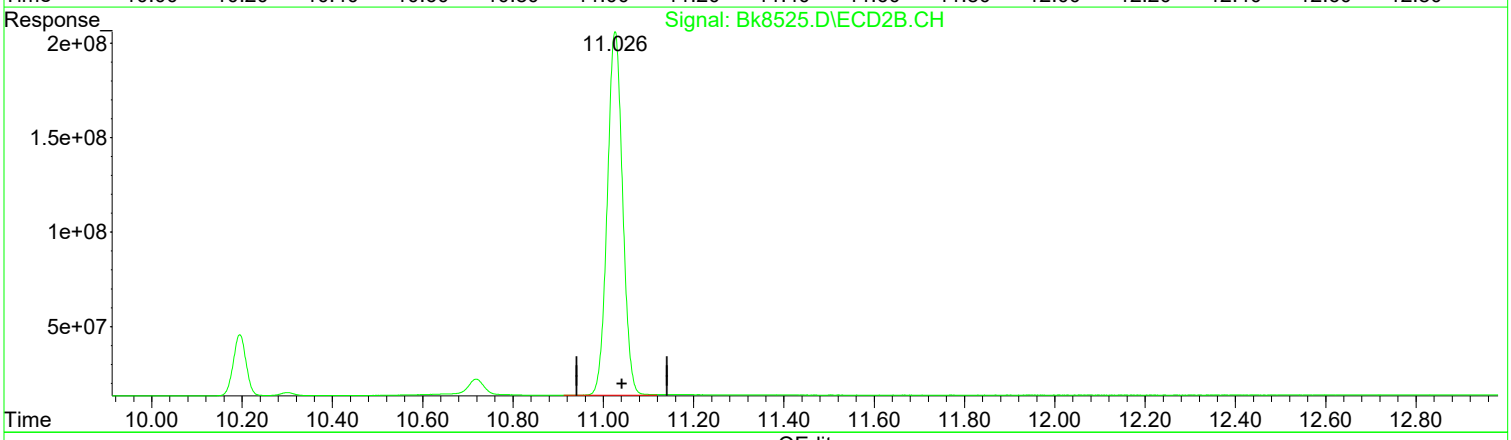

(2) SURR2,Decachlorobiphenyl (S)

11.603min 50.313 ug/l

response 1930611544

(2) SURR2,Decachlorobiphenyl #2 (S)

11.026min 38.967 ug/l

response 4534654239

Manual Integration:

Before

06/21/21

(+) = Expected Retention Time

1st BA 06/21/21
2nd DM 06/22/21

Quantitation Report (Qedit)

Data Path : I:\ACQUDATA\6890G\Data\061821\
Data File : Bk8525.D
Signal(s) : Signal #1: ECD1A.CH Signal #2: ECD2B.CH
Acq On : 19 Jun 2021 7:18 am
Operator : B.Allgeier
Sample : lcs (381429)
Misc : 381429
ALS Vial : 41 Sample Multiplier: 1

Integration File signal 1: AUTOINT1.E
Integration File signal 2: AUTOINT2.E
Quant Time: Jun 21 08:46:05 2021
Quant Method : I:\ACQUDATA\6890G\Methods\G-PCB061621.M
Quant Title : 608/8082 PCB'S
QLast Update : Thu Jun 17 11:40:39 2021
Response via : Initial Calibration
Integrator: ChemStation 6890 Scale Mode: Large solvent peaks clipped

Volume Inj. : 2uL
Signal #1 Phase : DB-1701 Signal #2 Phase: DB-17
Signal #1 Info : 0.32mm 30m Signal #2 Info : 0.32mm 30m

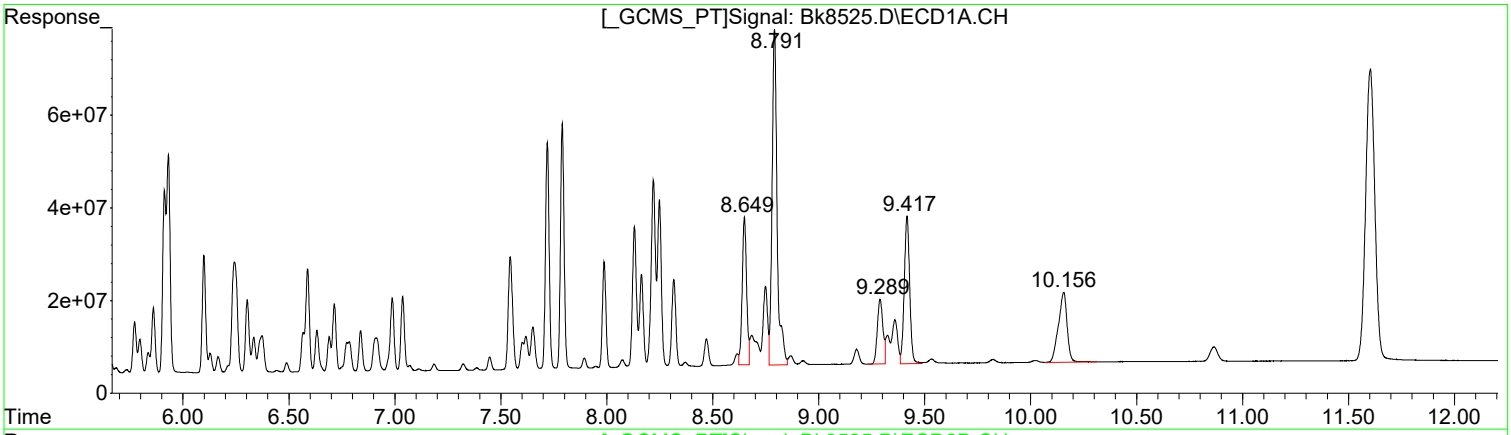

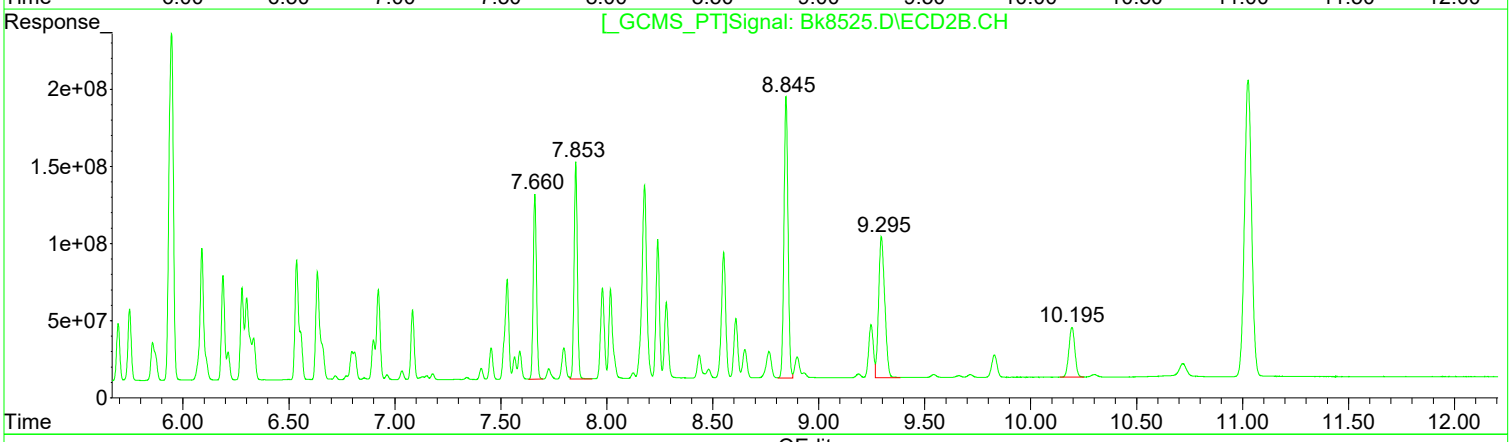

QEdit

(33) PCB 1260 (L7c)

R.T.	Response	Conc
8.65	459431297	259.84
8.79	1210406870	258.50
9.29	253732330	274.59
9.42	565594526	262.69
10.16	429828848	254.99

(33) PCB 1260 #2 (L7c)

R.T.	Response	Conc
7.66	1298603445	202.18
7.85	1524318928	202.32
8.85	2428017120	200.40
9.30	1839771370	200.53
10.20	636646324	201.61

Manual Integration:

After

Poor integration.

06/21/21

(+) = Expected Retention Time

1st BA 06/21/21
2nd DM 06/22/21

Quantitation Report (Qedit)

Data Path : I:\ACQUDATA\6890G\Data\061821\
Data File : Bk8525.D
Signal(s) : Signal #1: ECD1A.CH Signal #2: ECD2B.CH
Acq On : 19 Jun 2021 7:18 am
Operator : B.Allgeier
Sample : lcs (381429)
Misc : 381429
ALS Vial : 41 Sample Multiplier: 1

Integration File signal 1: AUTOINT1.E
Integration File signal 2: AUTOINT2.E
Quant Time: Jun 21 08:46:05 2021
Quant Method : I:\ACQUDATA\6890G\Methods\G-PCB061621.M
Quant Title : 608/8082 PCB'S
QLast Update : Thu Jun 17 11:40:39 2021
Response via : Initial Calibration
Integrator: ChemStation 6890 Scale Mode: Large solvent peaks clipped

Volume Inj. : 2uL
Signal #1 Phase : DB-1701 Signal #2 Phase: DB-17
Signal #1 Info : 0.32mm 30m Signal #2 Info : 0.32mm 30m

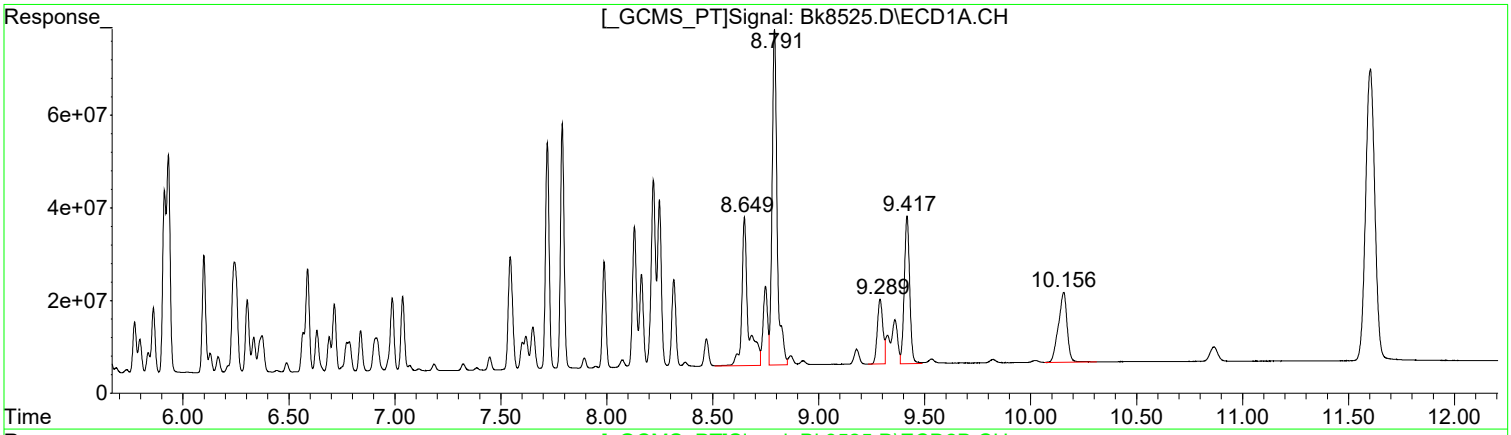

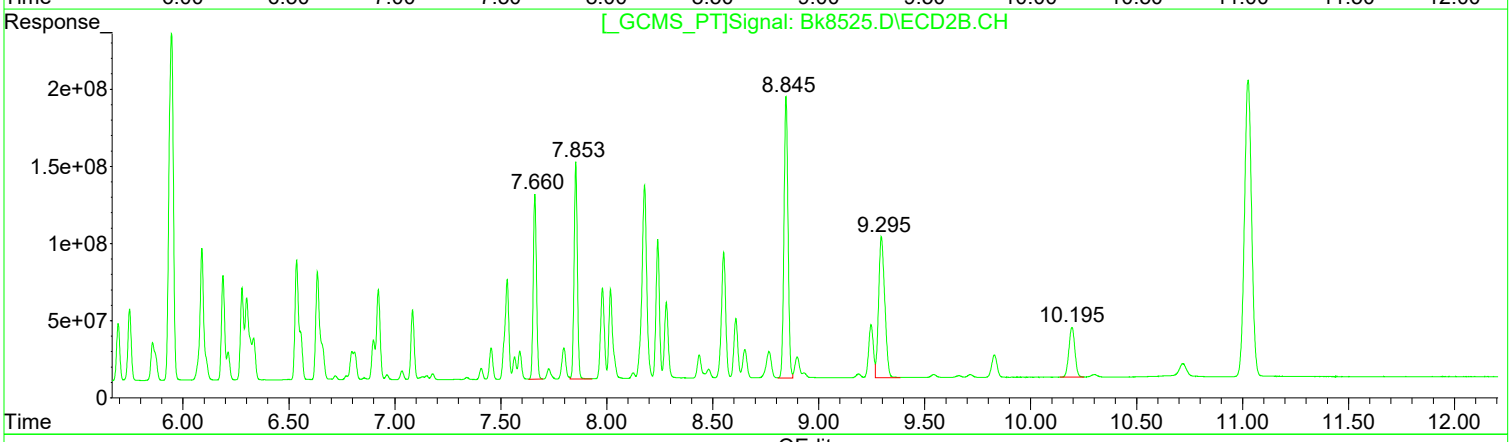

QEdit

(33) PCB 1260 (L7c)

R.T.	Response	Conc
8.65	663013355	374.97
8.79	1210406870	258.50
9.29	253732330	274.59
9.42	565594526	262.69
10.16	429828848	254.99

(33) PCB 1260 #2 (L7c)

R.T.	Response	Conc
7.66	1298603445	202.18
7.85	1524318928	202.32
8.85	2428017120	200.40
9.30	1839771370	200.53
10.20	636646324	201.61

Manual Integration:

Before

06/21/21

(+) = Expected Retention Time

1st BA 06/21/21
2nd DM 06/22/21

Quantitation Report (Qedit)

Data Path : I:\ACQUDATA\6890G\Data\061821\
Data File : Bk8525.D
Signal(s) : Signal #1: ECD1A.CH Signal #2: ECD2B.CH
Acq On : 19 Jun 2021 7:18 am
Operator : B.Allgeier
Sample : lcs (381429)
Misc : 381429
ALS Vial : 41 Sample Multiplier: 1

Integration File signal 1: AUTOINT1.E
Integration File signal 2: AUTOINT2.E
Quant Time: Jun 21 08:46:05 2021
Quant Method : I:\ACQUDATA\6890G\Methods\G-PCB061621.M
Quant Title : 608/8082 PCB'S
QLast Update : Thu Jun 17 11:40:39 2021
Response via : Initial Calibration
Integrator: ChemStation 6890 Scale Mode: Large solvent peaks clipped

Volume Inj. : 2uL
Signal #1 Phase : DB-1701 Signal #2 Phase: DB-17
Signal #1 Info : 0.32mm 30m Signal #2 Info : 0.32mm 30m

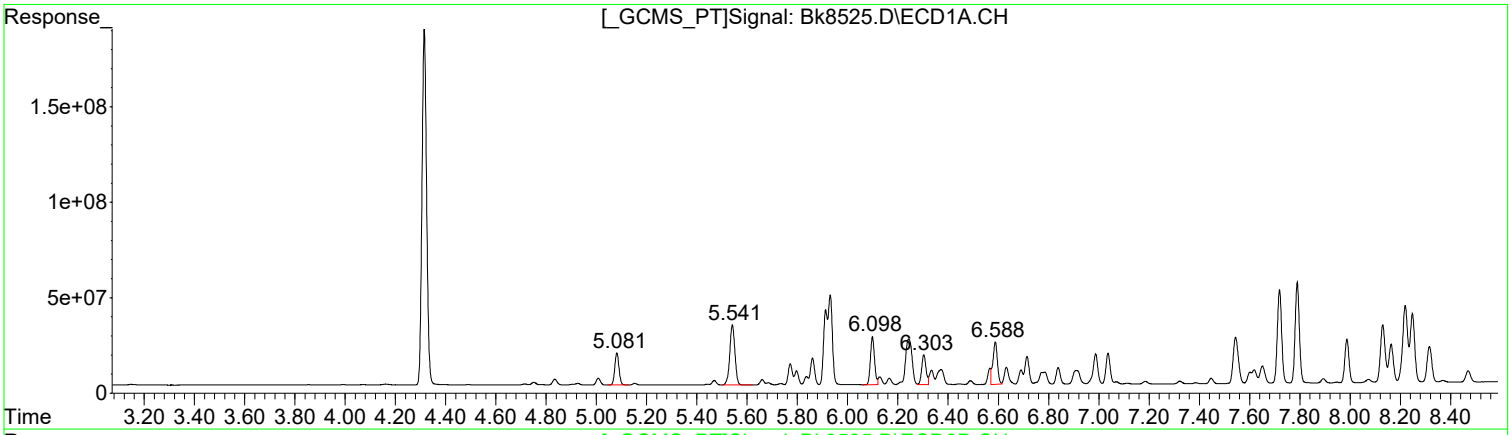

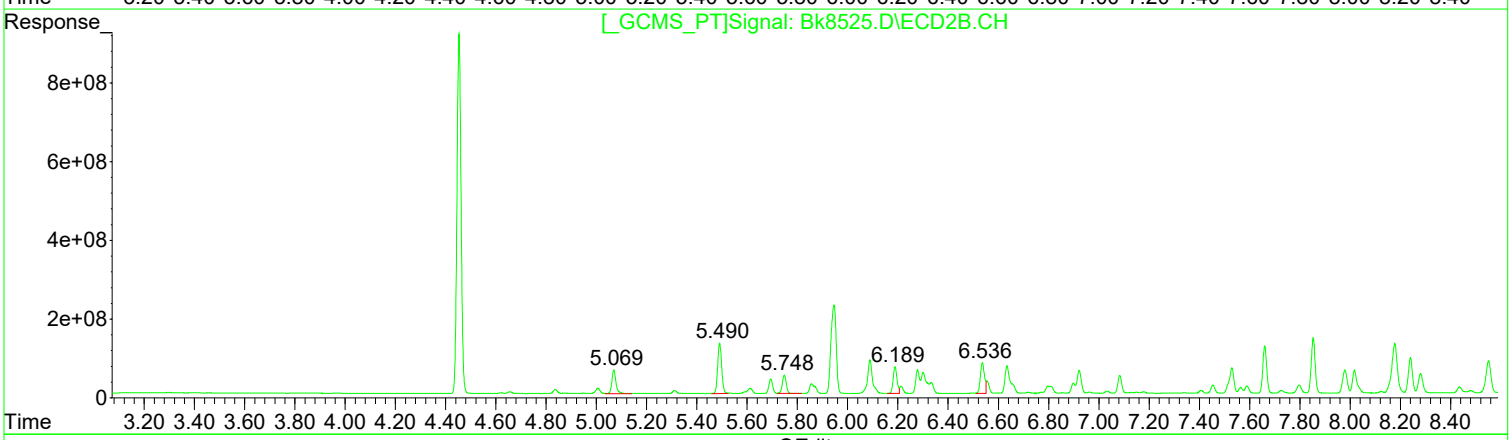

(3) PCB 1016 (L1c)

R.T.	Response	Conc
5.08	196337373	229.10
5.54	451609558	232.95
6.10	287150483	238.98
6.30	188313875	234.90
6.59	278607929	232.09

(3) PCB 1016 #2 (L1c)

R.T.	Response	Conc
5.07	678923410	190.66
5.49	1427400367	196.47
5.75	515388317	187.00
6.19	726890122	195.94
6.54	882370716	189.34

Manual Integration:

After

Poor integration.

06/21/21

(+) = Expected Retention Time

1st BA 06/21/21
2nd DM 06/22/21

Quantitation Report (Qedit)

Data Path : I:\ACQUDATA\6890G\Data\061821\
Data File : Bk8525.D
Signal(s) : Signal #1: ECD1A.CH Signal #2: ECD2B.CH
Acq On : 19 Jun 2021 7:18 am
Operator : B.Allgeier
Sample : lcs (381429)
Misc : 381429
ALS Vial : 41 Sample Multiplier: 1

Integration File signal 1: AUTOINT1.E
Integration File signal 2: AUTOINT2.E
Quant Time: Jun 21 08:46:05 2021
Quant Method : I:\ACQUDATA\6890G\Methods\G-PCB061621.M
Quant Title : 608/8082 PCB'S
QLast Update : Thu Jun 17 11:40:39 2021
Response via : Initial Calibration
Integrator: ChemStation 6890 Scale Mode: Large solvent peaks clipped

Volume Inj. : 2uL
Signal #1 Phase : DB-1701 Signal #2 Phase: DB-17
Signal #1 Info : 0.32mm 30m Signal #2 Info : 0.32mm 30m

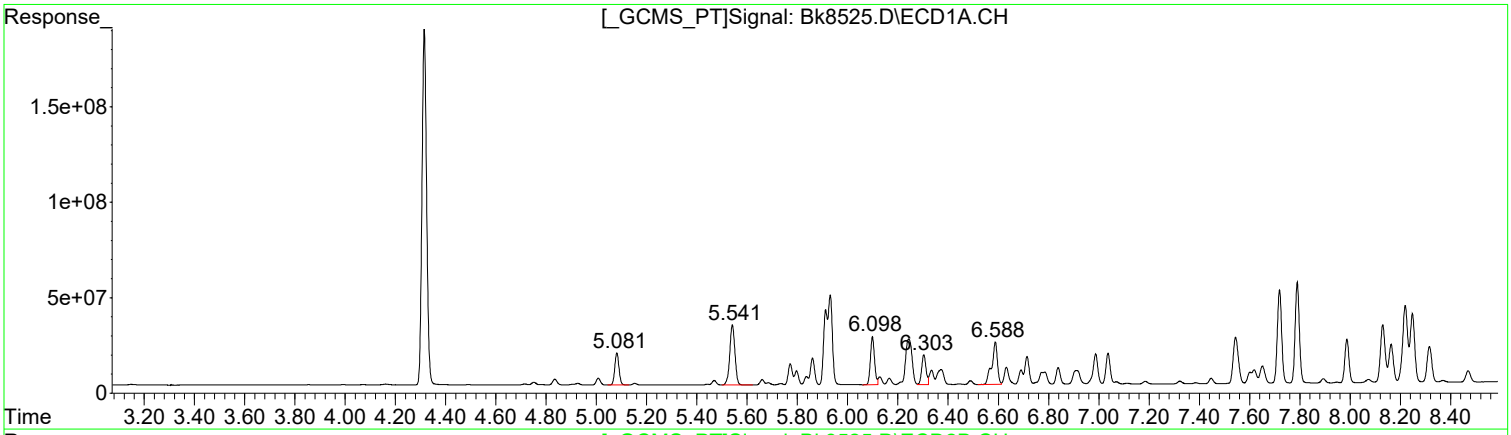

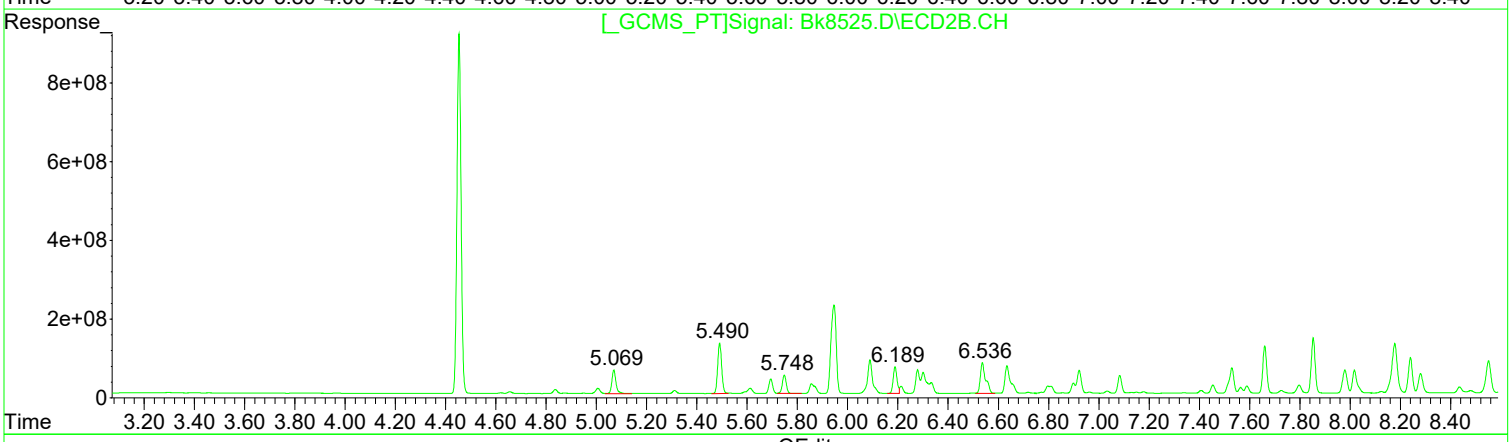

(3) PCB 1016 (L1c)

R.T.	Response	Conc
5.08	196337373	229.10
5.54	451609558	232.95
6.10	287150483	238.98
6.30	188313875	234.90
6.59	350057324	291.61

(3) PCB 1016 #2 (L1c)

R.T.	Response	Conc
5.07	678923410	190.66
5.49	1427400367	196.47
5.75	515388317	187.00
6.19	726890122	195.94
6.54	1147087687	246.14

Manual Integration:

Before

06/21/21

(+) = Expected Retention Time

1st BA 06/21/21
2nd DM 06/22/21

Quantitation Report (QT Reviewed)

Data Path : I:\ACQUDATA\6890G\Data\061821\
Data File : Bk8525.D
Signal(s) : Signal #1: ECD1A.CH Signal #2: ECD2B.CH
Acq On : 19 Jun 2021 7:18 am
Operator : B.Allgeier
Sample : lcs (381429)
Misc : 381429
ALS Vial : 41 Sample Multiplier: 1

Integration File signal 1: AUTOINT1.E
Integration File signal 2: AUTOINT2.E
Quant Time: Jun 21 08:46:05 2021
Quant Method : I:\ACQUDATA\6890G\Methods\G-PCB061621.M
Quant Title : 608/8082 PCB'S
QLast Update : Thu Jun 17 11:40:39 2021
Response via : Initial Calibration
Integrator: ChemStation 6890 Scale Mode: Large solvent peaks clipped

Volume Inj. : 2uL
Signal #1 Phase : DB-1701 Signal #2 Phase: DB-17
Signal #1 Info : 0.32mm 30m Signal #2 Info : 0.32mm 30m

Compound	RT#1	RT#2	Resp#1	Resp#2	ug/l	ug/l
System Monitoring Compounds						
1) S SURR1, TCMX	4.315	4.453	2393.2E6	10375.2E6	43.554	40.410
Spiked Amount 100.000 Range 30 - 150 Recovery = 43.55% 40.41%						
2) S SURR2,Dec...	11.603	11.026	1924.2E6	4534.7E6	50.147m	38.967
Spiked Amount 100.000 Range 30 - 150 Recovery = 50.15% 38.97%						
Target Compounds						
3) L1c PCB 1016	5.082	5.069	196.3E6	678.9E6	229.096	190.665
4) L1c PCB 1016{2}	5.541	5.491	451.6E6	1427.4E6	232.946	196.475
5) L1c PCB 1016{3}	6.099	5.748	287.2E6	515.4E6	238.978	186.996
6) L1c PCB 1016{4}	6.304	6.189	188.3E6	726.9E6	234.898	195.941
7) L1c PCB 1016{5}	6.588	6.536	278.6E6	882.4E6	232.091m	189.338m
Sum PCB 1016			1402.0E6	4231.0E6	1168.009	959.415
Average PCB 1016					233.602	191.883
Sum PCB 1221			0	0	N.D.	N.D.
Average PCB 1221					0.000	0.000
Sum PCB 1232			0	0	N.D.	N.D.
Average PCB 1232					0.000	0.000
Sum PCB 1242			0	0	N.D.	N.D.
Average PCB 1242					0.000	0.000
Sum PCB 1248			0	0	N.D.	N.D.
Average PCB 1248					0.000	0.000
Sum PCB 1254			0	0	N.D.	N.D.
Average PCB 1254					0.000	0.000
33) L7c PCB 1260	8.649	7.661	459.4E6	1298.6E6	259.836m	202.176
34) L7c PCB 1260{2}	8.791	7.854	1210.4E6	1524.3E6	258.504	202.319
35) L7c PCB 1260{3}	9.290	8.846	253.7E6	2428.0E6	274.592	200.397 #
36) L7C PCB 1260{4}	9.417	9.295	565.6E6	1839.8E6	262.688	200.531
37) L7C PCB 1260{5}	10.156	10.195	429.8E6	636.6E6	254.995	201.614
Sum PCB 1260			2919.0E6	7727.4E6	1310.615	1007.037
Average PCB 1260					262.123	201.407
Sum PCB 1268			0	0	N.D.	N.D.
Average PCB 1268					0.000	0.000
Sum PCB 1262			0	0	N.D.	N.D.
Average PCB 1262					0.000	0.000

(f)=RT Delta > 1/2 Window (#)=Amounts differ by > 25% (m)=manual int.

Quantitation Report (QT Reviewed)

Data Path : I:\ACQUDATA\6890G\Data\061821\
Data File : Bk8525.D
Signal(s) : Signal #1: ECD1A.CH Signal #2: ECD2B.CH
Acq On : 19 Jun 2021 7:18 am
Operator : B.Allgeier
Sample : lcs (381429)
Misc : 381429
ALS Vial : 41 Sample Multiplier: 1

Integration File signal 1: AUTOINT1.E
Integration File signal 2: AUTOINT2.E
Quant Time: Jun 21 08:46:05 2021
Quant Method : I:\ACQUDATA\6890G\Methods\G-PCB061621.M
Quant Title : 608/8082 PCB'S
QLast Update : Thu Jun 17 11:40:39 2021
Response via : Initial Calibration
Integrator: ChemStation 6890 Scale Mode: Large solvent peaks clipped

Volume Inj. : 2uL
Signal #1 Phase : DB-1701 Signal #2 Phase: DB-17
Signal #1 Info : 0.32mm 30m Signal #2 Info : 0.32mm 30m

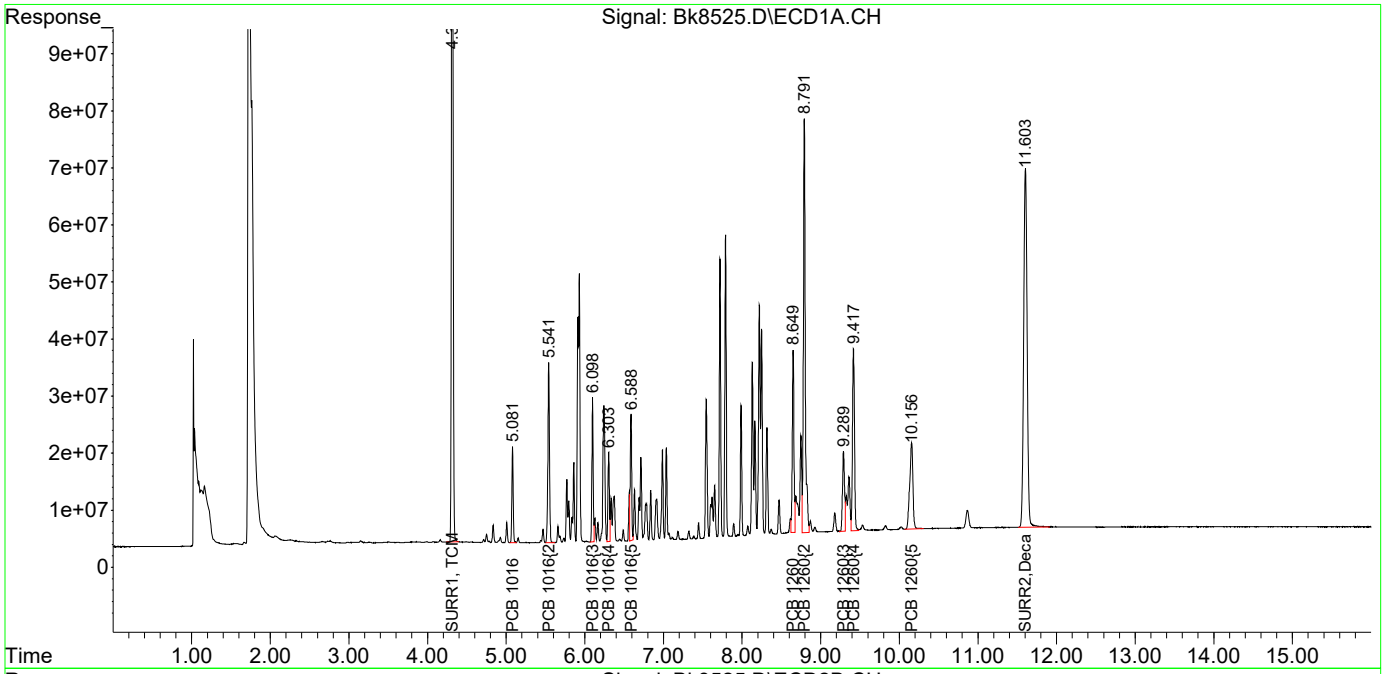

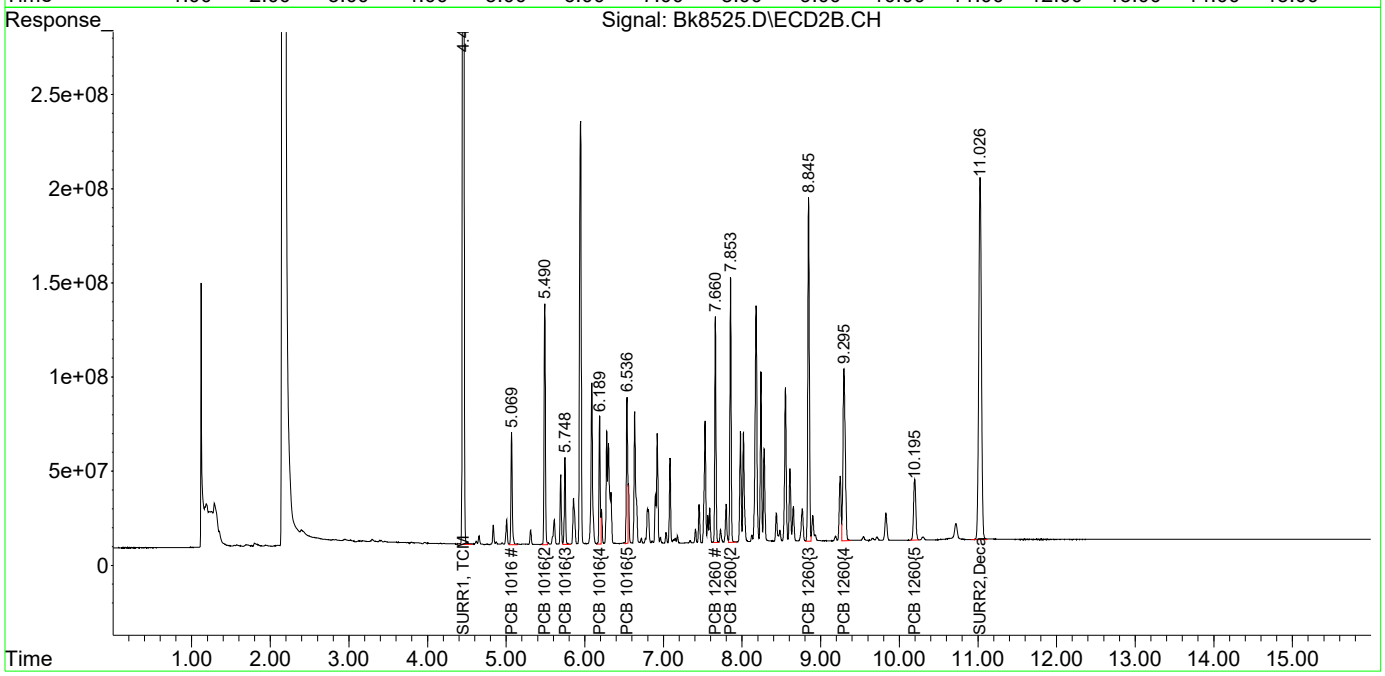

1st BA 06/21/21
2nd DM 06/22/21

Quantitation Report (Qedit)

Data Path : I:\ACQUDATA\6890G\Data\061821\
Data File : Bk8498.D
Signal(s) : Signal #1: ECD1A.CH Signal #2: ECD2B.CH
Acq On : 18 Jun 2021 10:23 pm
Operator : B.Allgeier
Sample : rq2106899-02
Misc : 381428
ALS Vial : 16 Sample Multiplier: 1

Integration File signal 1: AUTOINT1.E
Integration File signal 2: AUTOINT2.E
Quant Time: Jun 21 08:43:35 2021
Quant Method : I:\ACQUDATA\6890G\Methods\G-PCB061621.M
Quant Title : 608/8082 PCB'S
QLast Update : Thu Jun 17 11:40:39 2021
Response via : Initial Calibration
Integrator: ChemStation 6890 Scale Mode: Large solvent peaks clipped

Volume Inj. : 2uL
Signal #1 Phase : DB-1701 Signal #2 Phase: DB-17
Signal #1 Info : 0.32mm 30m Signal #2 Info : 0.32mm 30m

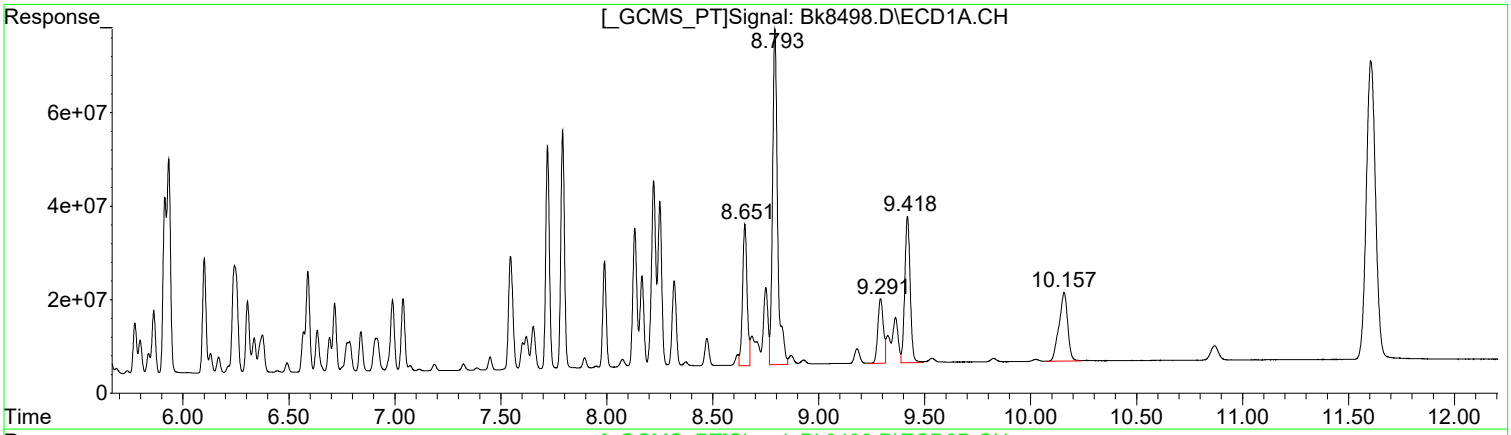

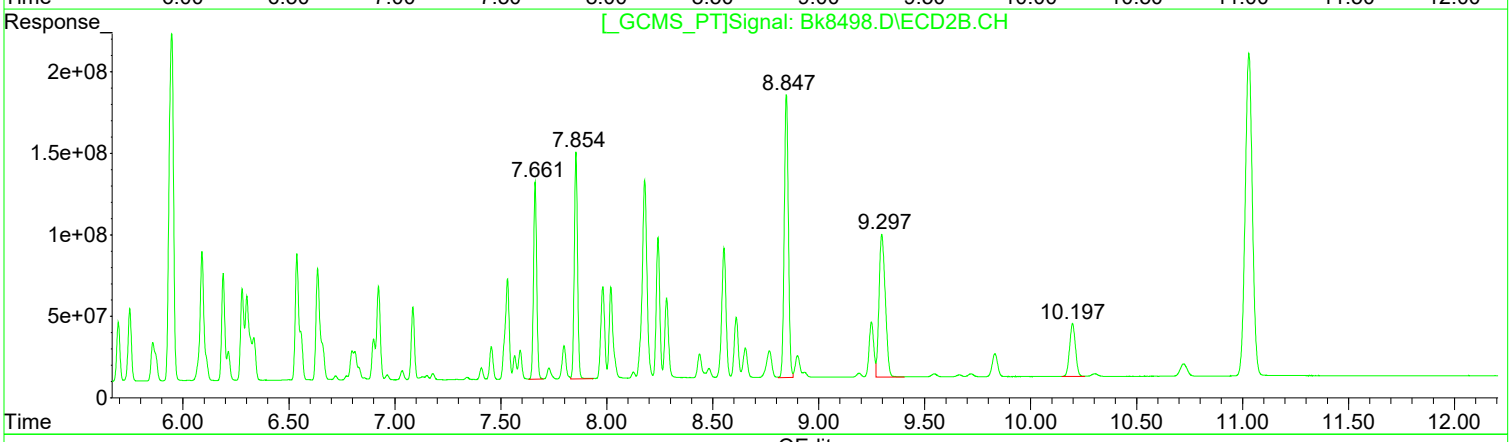

(33) PCB 1260 (L7c)

R.T.	Response	Conc
8.65	453058698	256.23
8.79	1183088872	252.67
9.29	251220858	271.87
9.42	555937556	258.20
10.16	417853522	247.89

(33) PCB 1260 #2 (L7c)

R.T.	Response	Conc
7.66	1265158263	196.97
7.85	1484298859	197.01
8.85	2370181500	195.62
9.30	1798819234	196.07
10.20	626937334	198.54

Manual Integration:

After

Poor integration.

06/21/21

(+) = Expected Retention Time

1st BA 06/21/21
2nd DM 06/22/21

Quantitation Report (Qedit)

Data Path : I:\ACQUDATA\6890G\Data\061821\
Data File : Bk8498.D
Signal(s) : Signal #1: ECD1A.CH Signal #2: ECD2B.CH
Acq On : 18 Jun 2021 10:23 pm
Operator : B.Allgeier
Sample : rq2106899-02
Misc : 381428
ALS Vial : 16 Sample Multiplier: 1

Integration File signal 1: AUTOINT1.E
Integration File signal 2: AUTOINT2.E
Quant Time: Jun 21 08:43:35 2021
Quant Method : I:\ACQUDATA\6890G\Methods\G-PCB061621.M
Quant Title : 608/8082 PCB'S
QLast Update : Thu Jun 17 11:40:39 2021
Response via : Initial Calibration
Integrator: ChemStation 6890 Scale Mode: Large solvent peaks clipped

Volume Inj. : 2uL
Signal #1 Phase : DB-1701 Signal #2 Phase: DB-17
Signal #1 Info : 0.32mm 30m Signal #2 Info : 0.32mm 30m

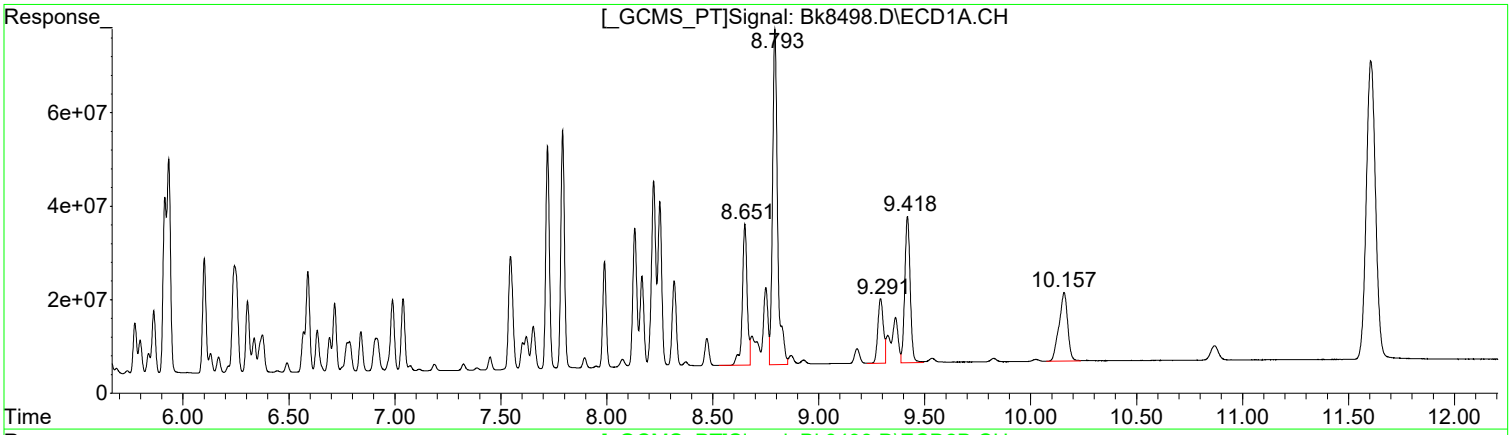

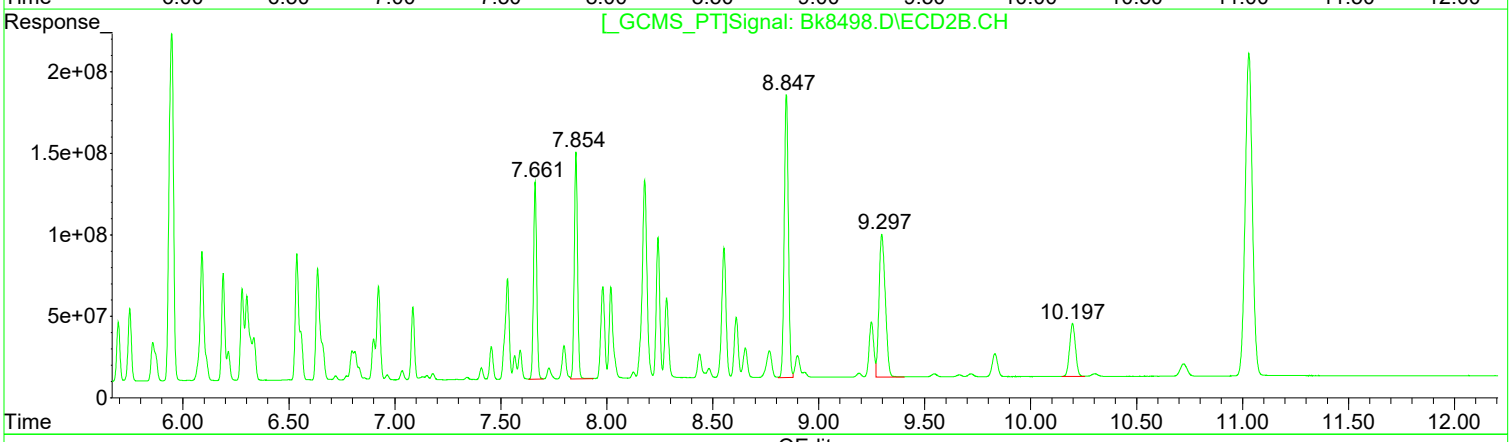

(33) PCB 1260 (L7c)

R.T.	Response	Conc
8.65	479648358	271.27
8.79	1183088872	252.67
9.29	251220858	271.87
9.42	555937556	258.20
10.16	417853522	247.89

(33) PCB 1260 #2 (L7c)

R.T.	Response	Conc
7.66	1265158263	196.97
7.85	1484298859	197.01
8.85	2370181500	195.62
9.30	1798819234	196.07
10.20	626937334	198.54

Manual Integration:

Before

06/21/21

(+) = Expected Retention Time

1st BA 06/21/21
2nd DM 06/22/21

Quantitation Report (Qedit)

Data Path : I:\ACQUDATA\6890G\Data\061821\
Data File : Bk8498.D
Signal(s) : Signal #1: ECD1A.CH Signal #2: ECD2B.CH
Acq On : 18 Jun 2021 10:23 pm
Operator : B.Allgeier
Sample : rq2106899-02
Misc : 381428
ALS Vial : 16 Sample Multiplier: 1

Integration File signal 1: AUTOINT1.E
Integration File signal 2: AUTOINT2.E
Quant Time: Jun 21 08:43:35 2021
Quant Method : I:\ACQUDATA\6890G\Methods\G-PCB061621.M
Quant Title : 608/8082 PCB'S
QLast Update : Thu Jun 17 11:40:39 2021
Response via : Initial Calibration
Integrator: ChemStation 6890 Scale Mode: Large solvent peaks clipped

Volume Inj. : 2uL
Signal #1 Phase : DB-1701 Signal #2 Phase: DB-17
Signal #1 Info : 0.32mm 30m Signal #2 Info : 0.32mm 30m

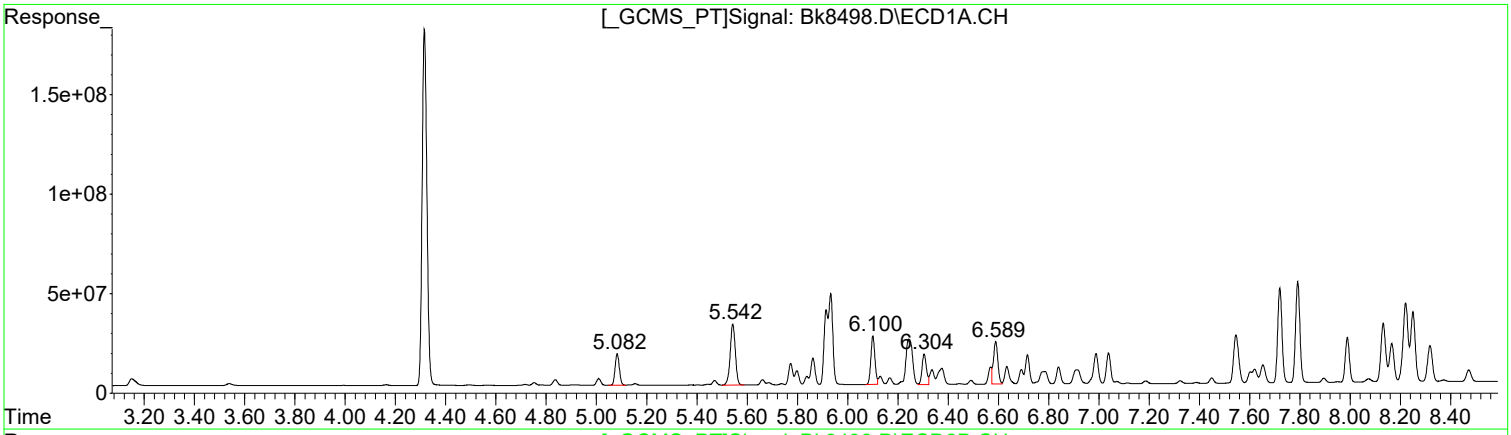

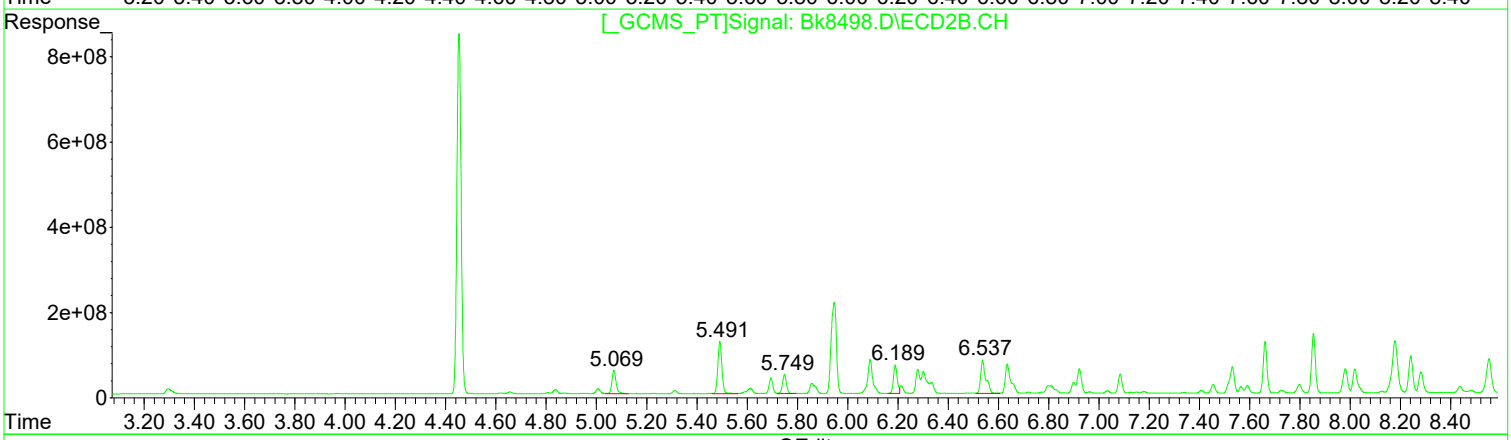

(3) PCB 1016 (L1c)

R.T.	Response	Conc
5.08	186886792	218.07
5.54	436507780	225.16
6.10	273721319	227.80
6.30	183603934	229.02
6.59	259892640	216.50

(3) PCB 1016 #2 (L1c)

R.T.	Response	Conc
5.07	637763973	179.11
5.49	1374771659	189.23
5.75	493864988	179.19
6.19	696950199	187.87
6.54	1117914764	239.88

Manual Integration:

After

Poor integration.

06/21/21

(+) = Expected Retention Time

1st BA 06/21/21
2nd DM 06/22/21

Quantitation Report (Qedit)

Data Path : I:\ACQUDATA\6890G\Data\061821\
Data File : Bk8498.D
Signal(s) : Signal #1: ECD1A.CH Signal #2: ECD2B.CH
Acq On : 18 Jun 2021 10:23 pm
Operator : B.Allgeier
Sample : rq2106899-02
Misc : 381428
ALS Vial : 16 Sample Multiplier: 1

Integration File signal 1: AUTOINT1.E
Integration File signal 2: AUTOINT2.E
Quant Time: Jun 21 08:43:35 2021
Quant Method : I:\ACQUDATA\6890G\Methods\G-PCB061621.M
Quant Title : 608/8082 PCB'S
QLast Update : Thu Jun 17 11:40:39 2021
Response via : Initial Calibration
Integrator: ChemStation 6890 Scale Mode: Large solvent peaks clipped

Volume Inj. : 2uL
Signal #1 Phase : DB-1701 Signal #2 Phase: DB-17
Signal #1 Info : 0.32mm 30m Signal #2 Info : 0.32mm 30m

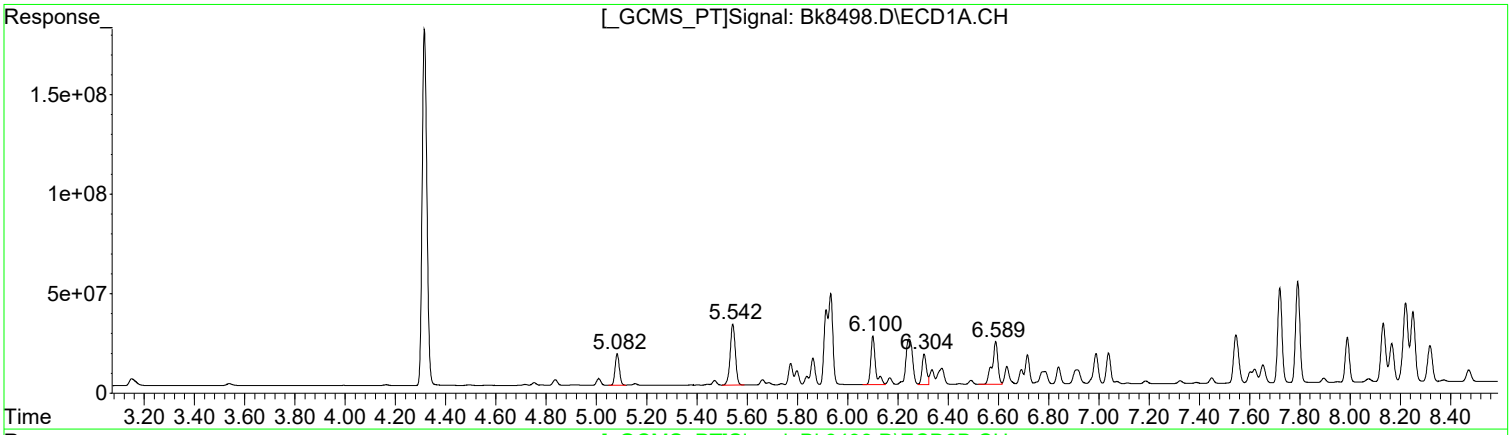

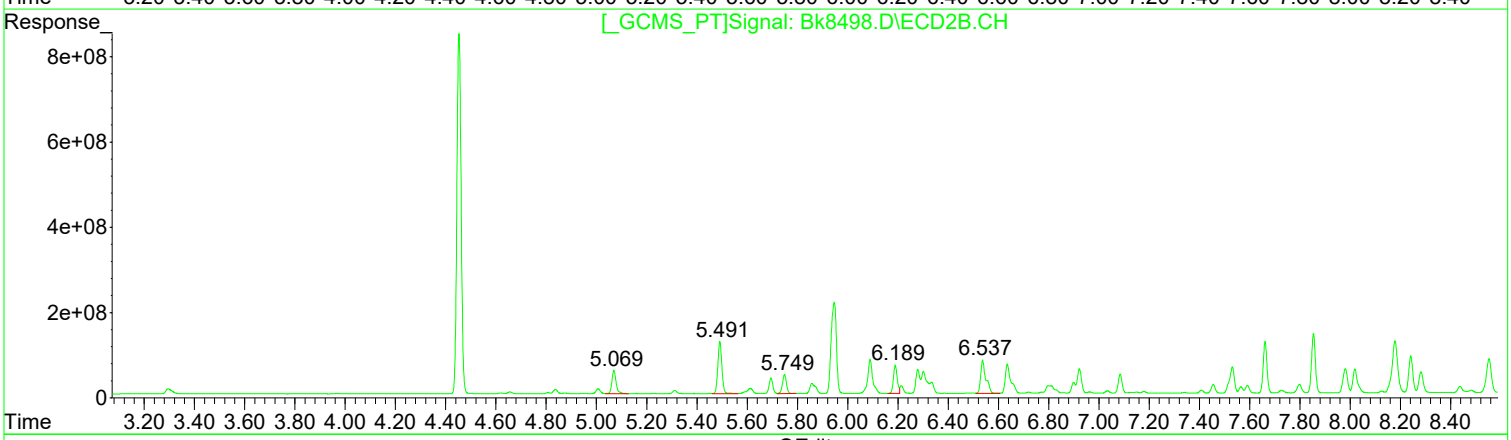

(3) PCB 1016 (L1c)

R.T.	Response	Conc
5.08	186886792	218.07
5.54	436507780	225.16
6.10	321711211	267.74
6.30	183603934	229.02
6.59	342631128	285.43

(3) PCB 1016 #2 (L1c)

R.T.	Response	Conc
5.07	637763973	179.11
5.49	1374771659	189.23
5.75	493864988	179.19
6.19	696950199	187.87
6.54	1117914764	239.88

Manual Integration:

Before

06/21/21

(+) = Expected Retention Time

1st BA 06/21/21
2nd DM 06/22/21

Quantitation Report (QT Reviewed)

Data Path : I:\ACQUDATA\6890G\Data\061821\
Data File : Bk8498.D
Signal(s) : Signal #1: ECD1A.CH Signal #2: ECD2B.CH
Acq On : 18 Jun 2021 10:23 pm
Operator : B.Allgeier
Sample : rq2106899-02
Misc : 381428
ALS Vial : 16 Sample Multiplier: 1

Integration File signal 1: AUTOINT1.E
Integration File signal 2: AUTOINT2.E
Quant Time: Jun 21 08:43:35 2021
Quant Method : I:\ACQUDATA\6890G\Methods\G-PCB061621.M
Quant Title : 608/8082 PCB'S
QLast Update : Thu Jun 17 11:40:39 2021
Response via : Initial Calibration
Integrator: ChemStation 6890 Scale Mode: Large solvent peaks clipped

Volume Inj. : 2uL
Signal #1 Phase : DB-1701 Signal #2 Phase: DB-17
Signal #1 Info : 0.32mm 30m Signal #2 Info : 0.32mm 30m

Compound	RT#1	RT#2	Resp#1	Resp#2	ug/l	ug/l
System Monitoring Compounds						
1) S SURR1, TCMX	4.316	4.453	2345.7E6	9963.1E6	42.689	38.805
Spiked Amount 100.000 Range 30 - 150 Recovery = 42.69% 38.81%						
2) S SURR2,Dec...	11.606	11.030	1970.4E6	4671.5E6	51.351	40.144
Spiked Amount 100.000 Range 30 - 150 Recovery = 51.35% 40.14%						
Target Compounds						
3) L1c PCB 1016	5.083	5.070	186.9E6	637.8E6	218.068	179.106
4) L1c PCB 1016{2}	5.543	5.491	436.5E6	1374.8E6	225.157	189.231
5) L1c PCB 1016{3}	6.100	5.749	273.7E6	493.9E6	227.801m	179.187
6) L1c PCB 1016{4}	6.305	6.190	183.6E6	697.0E6	229.023	187.871
7) L1c PCB 1016{5}	6.589	6.537	259.9E6	1117.9E6	216.501m	239.881
Sum PCB 1016			1340.6E6	4321.3E6	1116.550	975.275
Average PCB 1016					223.310	195.055
Sum PCB 1221			0	0	N.D.	N.D.
Average PCB 1221					0.000	0.000
Sum PCB 1232			0	0	N.D.	N.D.
Average PCB 1232					0.000	0.000
Sum PCB 1242			0	0	N.D.	N.D.
Average PCB 1242					0.000	0.000
Sum PCB 1248			0	0	N.D.	N.D.
Average PCB 1248					0.000	0.000
Sum PCB 1254			0	0	N.D.	N.D.
Average PCB 1254					0.000	0.000
33) L7c PCB 1260	8.651	7.662	453.1E6	1265.2E6	256.232m	196.969
34) L7c PCB 1260{2}	8.793	7.854	1183.1E6	1484.3E6	252.670	197.007
35) L7c PCB 1260{3}	9.292	8.847	251.2E6	2370.2E6	271.874	195.624 #
36) L7C PCB 1260{4}	9.419	9.298	555.9E6	1798.8E6	258.203	196.068
37) L7C PCB 1260{5}	10.158	10.198	417.9E6	626.9E6	247.890	198.540
Sum PCB 1260			2861.2E6	7545.4E6	1286.869	984.207
Average PCB 1260					257.374	196.841
Sum PCB 1268			0	0	N.D.	N.D.
Average PCB 1268					0.000	0.000
Sum PCB 1262			0	0	N.D.	N.D.
Average PCB 1262					0.000	0.000

(f)=RT Delta > 1/2 Window (#)=Amounts differ by > 25% (m)=manual int.

Quantitation Report (QT Reviewed)

Data Path : I:\ACQUDATA\6890G\Data\061821\
Data File : Bk8498.D
Signal(s) : Signal #1: ECD1A.CH Signal #2: ECD2B.CH
Acq On : 18 Jun 2021 10:23 pm
Operator : B.Allgeier
Sample : rq2106899-02
Misc : 381428
ALS Vial : 16 Sample Multiplier: 1

Integration File signal 1: AUTOINT1.E
Integration File signal 2: AUTOINT2.E
Quant Time: Jun 21 08:43:35 2021
Quant Method : I:\ACQUDATA\6890G\Methods\G-PCB061621.M
Quant Title : 608/8082 PCB'S
QLast Update : Thu Jun 17 11:40:39 2021
Response via : Initial Calibration
Integrator: ChemStation 6890 Scale Mode: Large solvent peaks clipped

Volume Inj. : 2uL
Signal #1 Phase : DB-1701 Signal #2 Phase: DB-17
Signal #1 Info : 0.32mm 30m Signal #2 Info : 0.32mm 30m

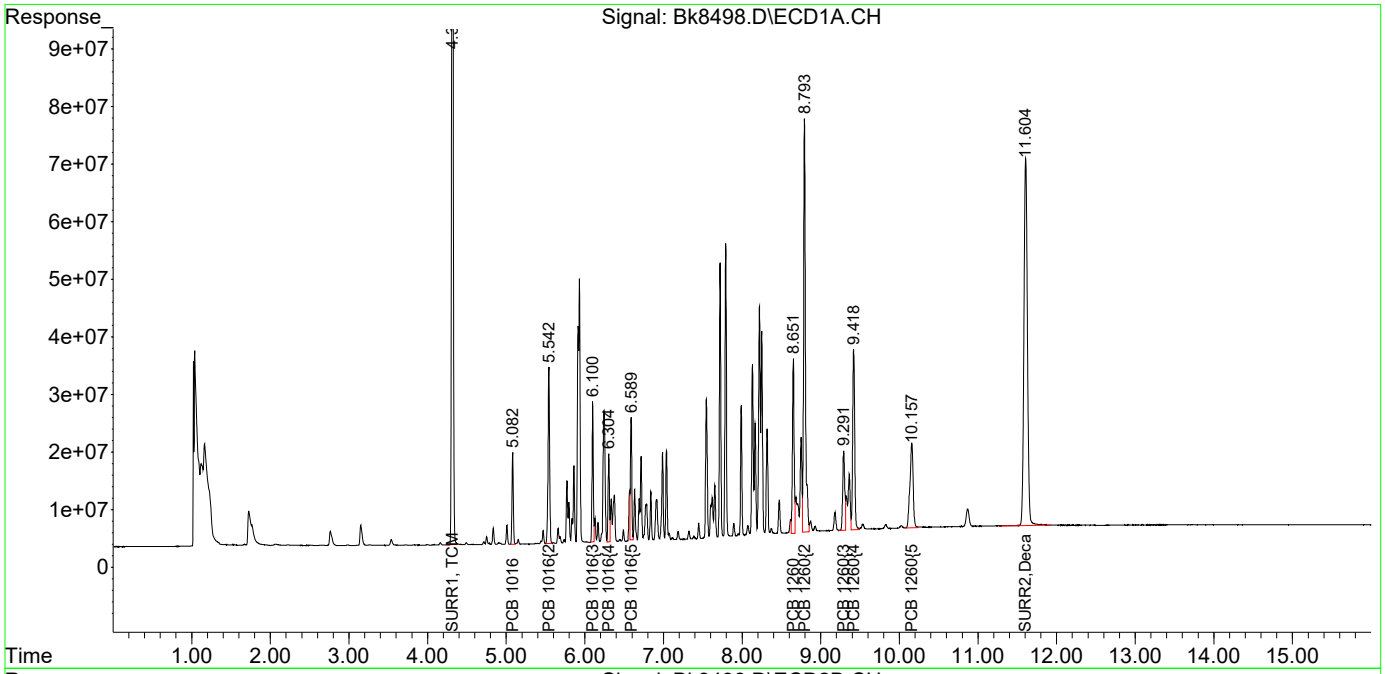

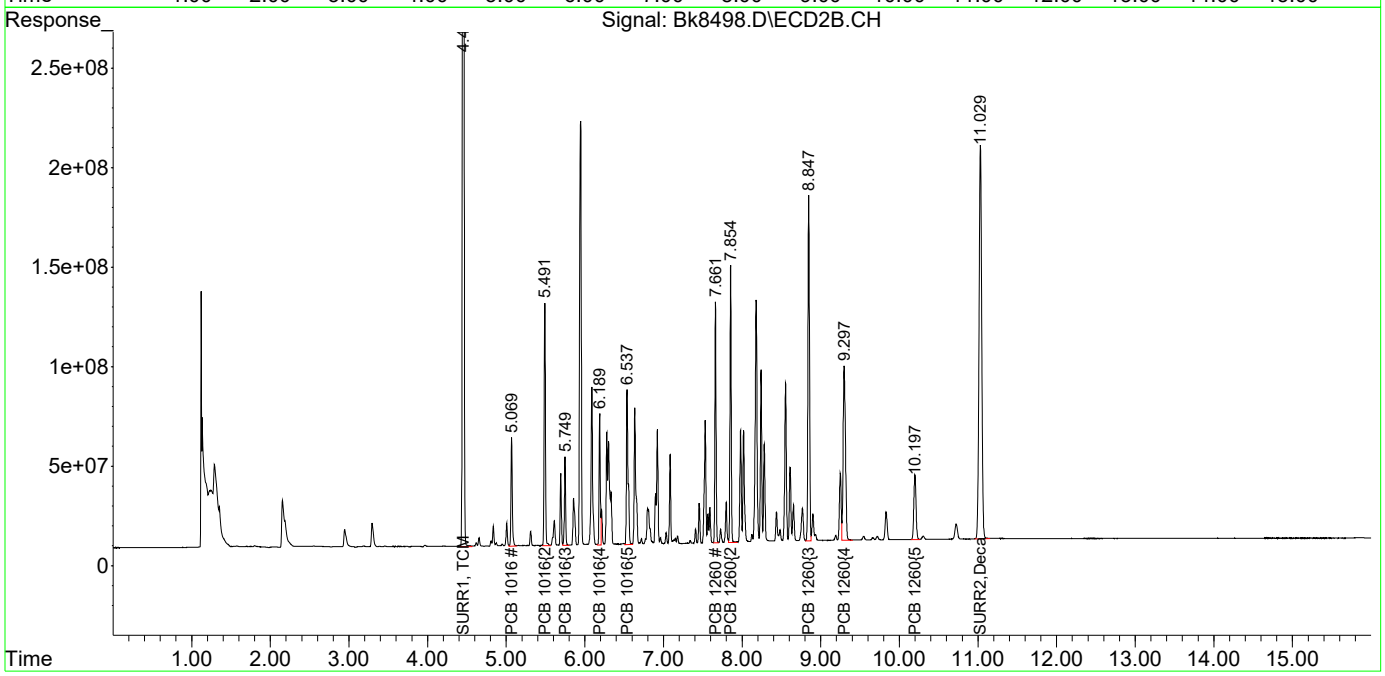

1st BA 06/21/21
2nd DM 06/22/21

Quantitation Report (Qedit)

Data Path : I:\ACQUDATA\6890G\Data\061821\
Data File : Bk8526.D
Signal(s) : Signal #1: ECD1A.CH Signal #2: ECD2B.CH
Acq On : 19 Jun 2021 7:37 am
Operator : B.Allgeier
Sample : lcsd (381429)
Misc : 381429
ALS Vial : 42 Sample Multiplier: 1

Integration File signal 1: AUTOINT1.E
Integration File signal 2: AUTOINT2.E
Quant Time: Jun 21 08:46:11 2021
Quant Method : I:\ACQUDATA\6890G\Methods\G-PCB061621.M
Quant Title : 608/8082 PCB'S
QLast Update : Thu Jun 17 11:40:39 2021
Response via : Initial Calibration
Integrator: ChemStation 6890 Scale Mode: Large solvent peaks clipped

Volume Inj. : 2uL
Signal #1 Phase : DB-1701 Signal #2 Phase: DB-17
Signal #1 Info : 0.32mm 30m Signal #2 Info : 0.32mm 30m

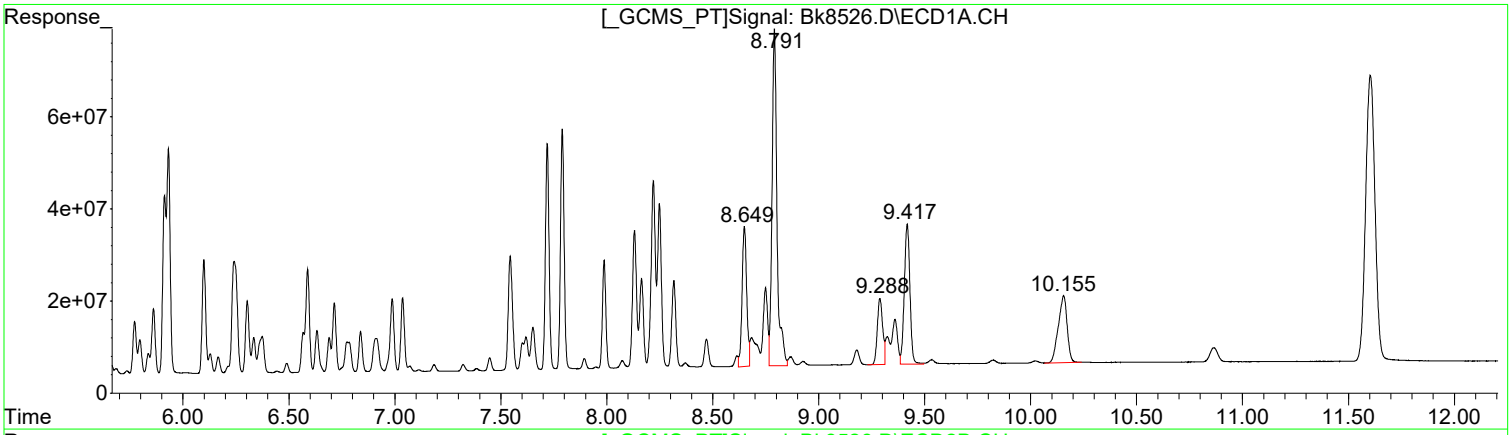

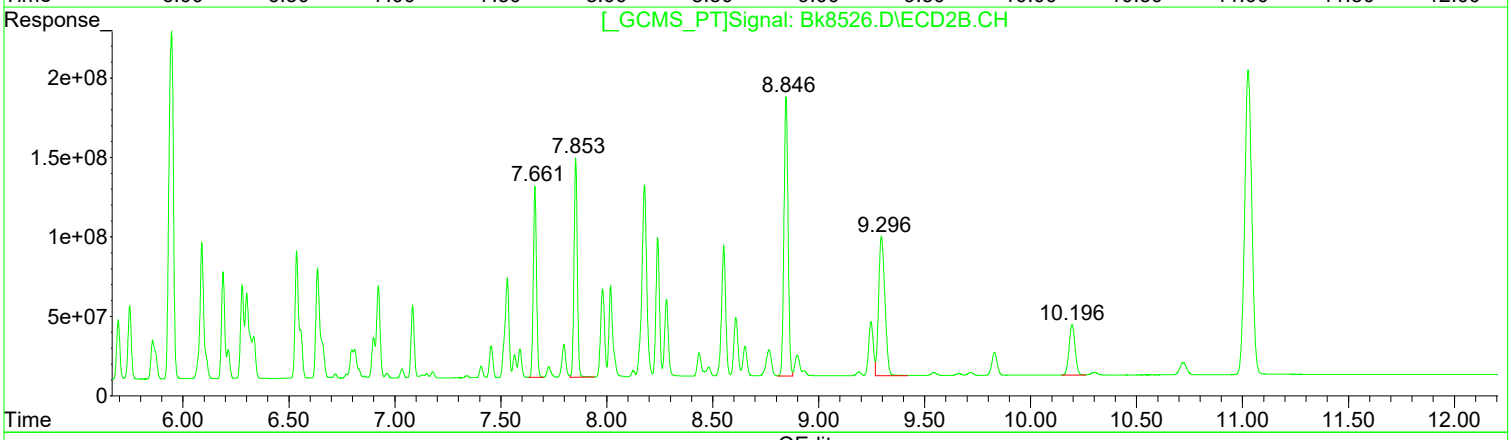

(33) PCB 1260 (L7c)

R.T.	Response	Conc
8.65	461803356	261.18
8.79	1197679722	255.79
9.29	252169383	272.90
9.42	562237188	261.13
10.16	420694696	249.58

(33) PCB 1260 #2 (L7c)

R.T.	Response	Conc
7.66	1281333560	199.49
7.85	1492913312	198.15
8.85	2372964116	195.85
9.30	1808819999	197.16
10.20	628426309	199.01

Manual Integration:

After

Poor integration.

06/21/21

(+) = Expected Retention Time

1st BA 06/21/21
2nd DM 06/22/21

Quantitation Report (Qedit)

Data Path : I:\ACQUDATA\6890G\Data\061821\
Data File : Bk8526.D
Signal(s) : Signal #1: ECD1A.CH Signal #2: ECD2B.CH
Acq On : 19 Jun 2021 7:37 am
Operator : B.Allgeier
Sample : lcsd (381429)
Misc : 381429
ALS Vial : 42 Sample Multiplier: 1

Integration File signal 1: AUTOINT1.E
Integration File signal 2: AUTOINT2.E
Quant Time: Jun 21 08:46:11 2021
Quant Method : I:\ACQUDATA\6890G\Methods\G-PCB061621.M
Quant Title : 608/8082 PCB'S
QLast Update : Thu Jun 17 11:40:39 2021
Response via : Initial Calibration
Integrator: ChemStation 6890 Scale Mode: Large solvent peaks clipped

Volume Inj. : 2uL
Signal #1 Phase : DB-1701 Signal #2 Phase: DB-17
Signal #1 Info : 0.32mm 30m Signal #2 Info : 0.32mm 30m

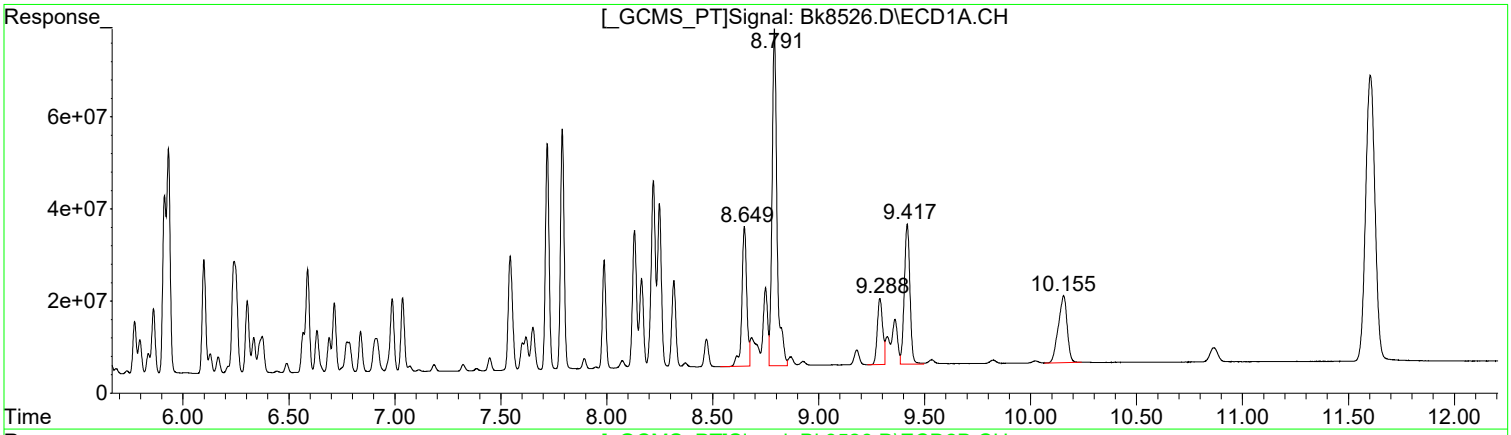

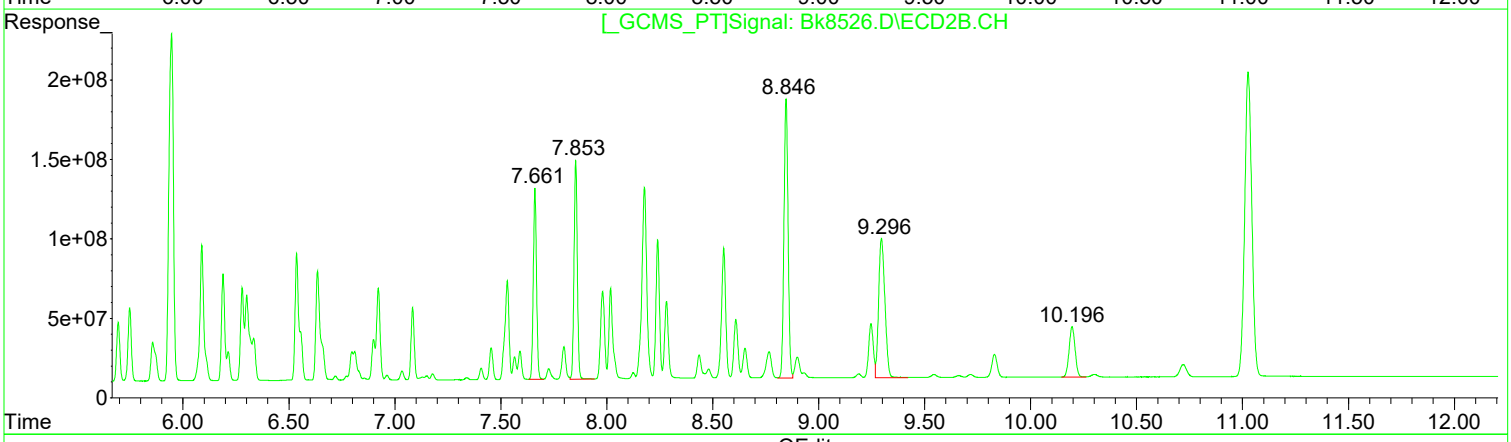

(33) PCB 1260 (L7c)

R.T.	Response	Conc
8.65	486516779	275.15
8.79	1197679722	255.79
9.29	252169383	272.90
9.42	562237188	261.13
10.16	420694696	249.58

(33) PCB 1260 #2 (L7c)

R.T.	Response	Conc
7.66	1281333560	199.49
7.85	1492913312	198.15
8.85	2372964116	195.85
9.30	1808819999	197.16
10.20	628426309	199.01

Manual Integration:

Before

06/21/21

(+) = Expected Retention Time

1st BA 06/21/21
2nd DM 06/22/21

Quantitation Report (Qedit)

Data Path : I:\ACQUDATA\6890G\Data\061821\
Data File : Bk8526.D
Signal(s) : Signal #1: ECD1A.CH Signal #2: ECD2B.CH
Acq On : 19 Jun 2021 7:37 am
Operator : B.Allgeier
Sample : lcsd (381429)
Misc : 381429
ALS Vial : 42 Sample Multiplier: 1

Integration File signal 1: AUTOINT1.E
Integration File signal 2: AUTOINT2.E
Quant Time: Jun 21 08:46:11 2021
Quant Method : I:\ACQUDATA\6890G\Methods\G-PCB061621.M
Quant Title : 608/8082 PCB'S
QLast Update : Thu Jun 17 11:40:39 2021
Response via : Initial Calibration
Integrator: ChemStation 6890 Scale Mode: Large solvent peaks clipped

Volume Inj. : 2uL
Signal #1 Phase : DB-1701 Signal #2 Phase: DB-17
Signal #1 Info : 0.32mm 30m Signal #2 Info : 0.32mm 30m

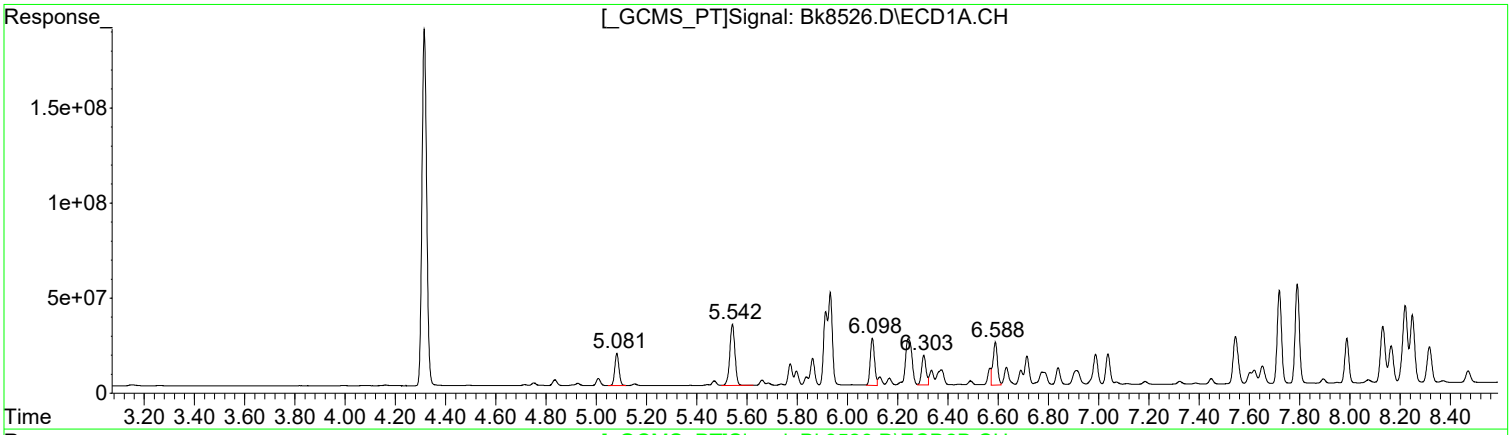

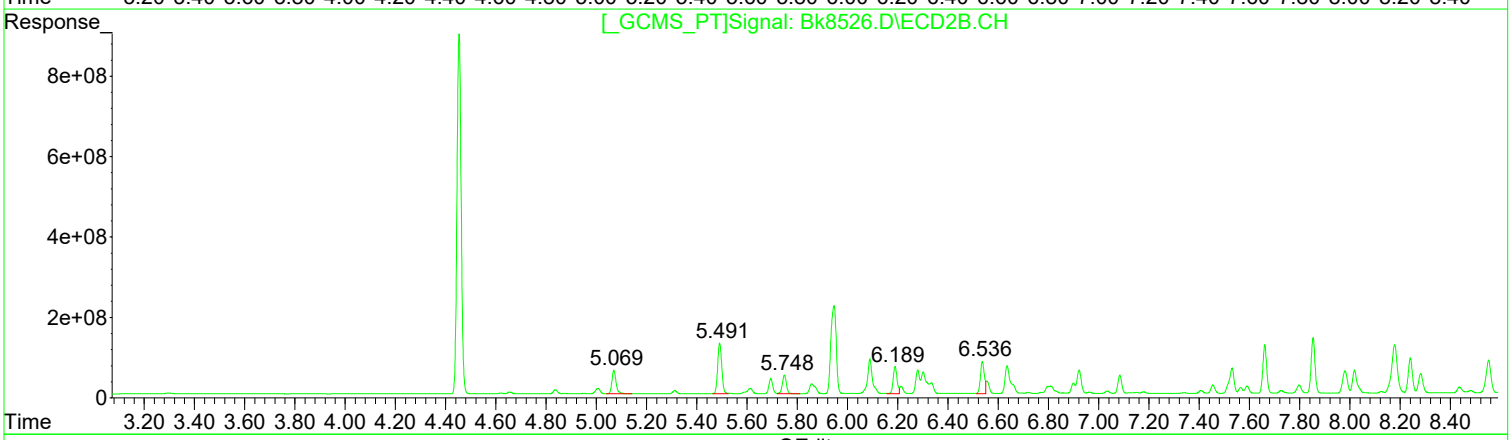

(3) PCB 1016 (L1c)

R.T.	Response	Conc
5.08	198170269	231.23
5.54	457762912	236.12
6.10	293002694	243.85
6.30	189512713	236.39
6.59	279144982	232.54

(3) PCB 1016 #2 (L1c)

R.T.	Response	Conc
5.07	678472517	190.54
5.49	1423151582	195.89
5.75	514294287	186.60
6.19	722288765	194.70
6.54	855685660	183.61

Manual Integration:

After

Poor integration.

06/21/21

(+) = Expected Retention Time

1st BA 06/21/21
2nd DM 06/22/21

Quantitation Report (Qedit)

Data Path : I:\ACQUDATA\6890G\Data\061821\
Data File : Bk8526.D
Signal(s) : Signal #1: ECD1A.CH Signal #2: ECD2B.CH
Acq On : 19 Jun 2021 7:37 am
Operator : B.Allgeier
Sample : lcsd (381429)
Misc : 381429
ALS Vial : 42 Sample Multiplier: 1

Integration File signal 1: AUTOINT1.E
Integration File signal 2: AUTOINT2.E
Quant Time: Jun 21 08:46:11 2021
Quant Method : I:\ACQUDATA\6890G\Methods\G-PCB061621.M
Quant Title : 608/8082 PCB'S
QLast Update : Thu Jun 17 11:40:39 2021
Response via : Initial Calibration
Integrator: ChemStation 6890 Scale Mode: Large solvent peaks clipped

Volume Inj. : 2uL
Signal #1 Phase : DB-1701 Signal #2 Phase: DB-17
Signal #1 Info : 0.32mm 30m Signal #2 Info : 0.32mm 30m

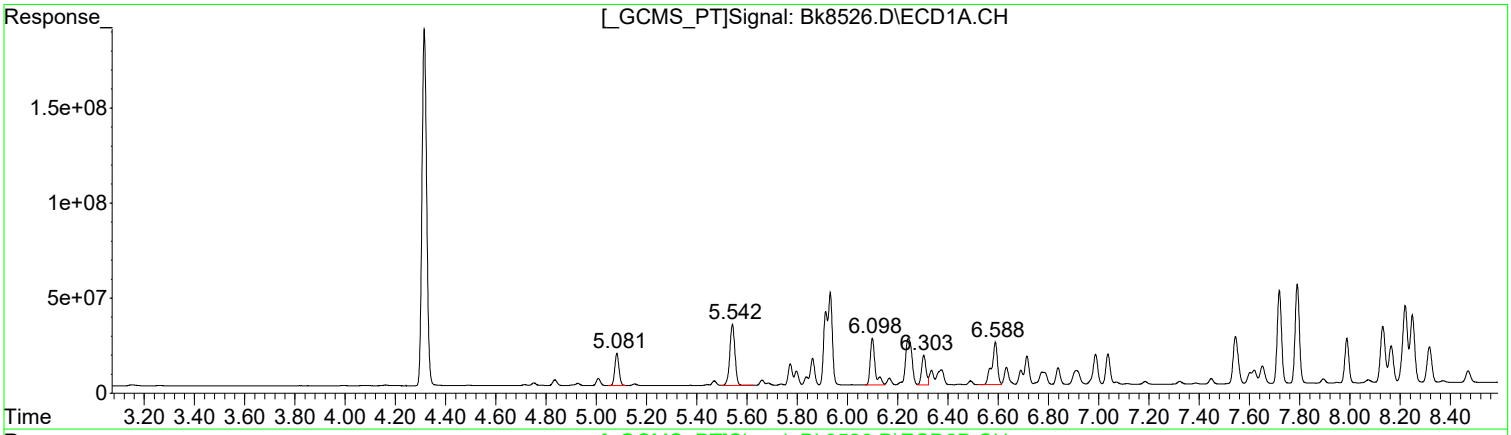

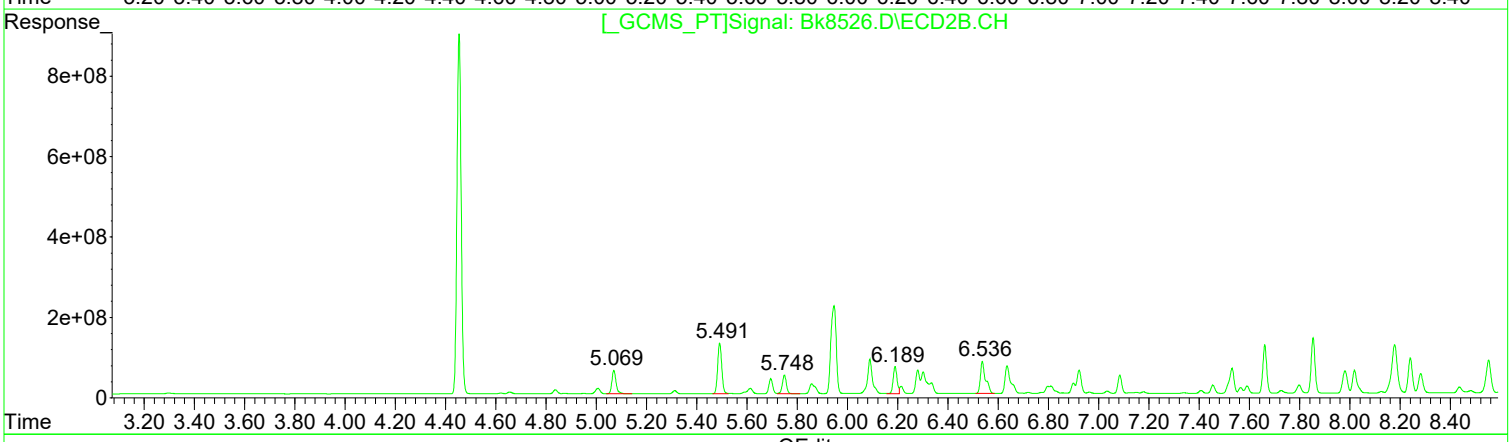

(3) PCB 1016 (L1c)

R.T.	Response	Conc
5.08	198170269	231.23
5.54	457762912	236.12
6.10	333841651	277.84
6.30	189512713	236.39
6.59	352741647	293.85

(3) PCB 1016 #2 (L1c)

R.T.	Response	Conc
5.07	678472517	190.54
5.49	1423151582	195.89
5.75	514294287	186.60
6.19	722288765	194.70
6.54	1139806292	244.58

Manual Integration:

Before

06/21/21

(+) = Expected Retention Time

1st BA 06/21/21
2nd DM 06/22/21

Quantitation Report (QT Reviewed)

Data Path : I:\ACQUDATA\6890G\Data\061821\
Data File : Bk8526.D
Signal(s) : Signal #1: ECD1A.CH Signal #2: ECD2B.CH
Acq On : 19 Jun 2021 7:37 am
Operator : B.Allgeier
Sample : lcsd (381429)
Misc : 381429
ALS Vial : 42 Sample Multiplier: 1

Integration File signal 1: AUTOINT1.E
Integration File signal 2: AUTOINT2.E
Quant Time: Jun 21 08:46:11 2021
Quant Method : I:\ACQUDATA\6890G\Methods\G-PCB061621.M
Quant Title : 608/8082 PCB'S
QLast Update : Thu Jun 17 11:40:39 2021
Response via : Initial Calibration
Integrator: ChemStation 6890 Scale Mode: Large solvent peaks clipped

Volume Inj. : 2uL
Signal #1 Phase : DB-1701 Signal #2 Phase: DB-17
Signal #1 Info : 0.32mm 30m Signal #2 Info : 0.32mm 30m

Compound	RT#1	RT#2	Resp#1	Resp#2	ug/l	ug/l
System Monitoring Compounds						
1) S SURR1, TCMX	4.315	4.454	2437.3E6	10381.6E6	44.356	40.435
Spiked Amount 100.000 Range 30 - 150 Recovery = 44.36% 40.44%						
2) S SURR2,Dec...	11.603	11.026	1935.3E6	4508.5E6	50.436	38.743
Spiked Amount 100.000 Range 30 - 150 Recovery = 50.44% 38.74%						
Target Compounds						
3) L1c PCB 1016	5.082	5.070	198.2E6	678.5E6	231.234	190.538
4) L1c PCB 1016{2}	5.542	5.491	457.8E6	1423.2E6	236.120	195.890
5) L1c PCB 1016{3}	6.098	5.749	293.0E6	514.3E6	243.848m	186.599
6) L1c PCB 1016{4}	6.304	6.189	189.5E6	722.3E6	236.393	194.701
7) L1c PCB 1016{5}	6.588	6.536	279.1E6	855.7E6	232.539m	183.612m
Sum PCB 1016			1417.6E6	4193.9E6	1180.135	951.341
Average PCB 1016					236.027	190.268
Sum PCB 1221			0	0	N.D.	N.D.
Average PCB 1221					0.000	0.000
Sum PCB 1232			0	0	N.D.	N.D.
Average PCB 1232					0.000	0.000
Sum PCB 1242			0	0	N.D.	N.D.
Average PCB 1242					0.000	0.000
Sum PCB 1248			0	0	N.D.	N.D.
Average PCB 1248					0.000	0.000
Sum PCB 1254			0	0	N.D.	N.D.
Average PCB 1254					0.000	0.000
33) L7c PCB 1260	8.649	7.661	461.8E6	1281.3E6	261.178m	199.487
34) L7c PCB 1260{2}	8.791	7.853	1197.7E6	1492.9E6	255.786	198.150
35) L7c PCB 1260{3}	9.289	8.846	252.2E6	2373.0E6	272.901	195.853 #
36) L7C PCB 1260{4}	9.418	9.296	562.2E6	1808.8E6	261.129	197.158
37) L7C PCB 1260{5}	10.156	10.196	420.7E6	628.4E6	249.576	199.011
Sum PCB 1260			2894.6E6	7584.5E6	1300.569	989.660
Average PCB 1260					260.114	197.932
Sum PCB 1268			0	0	N.D.	N.D.
Average PCB 1268					0.000	0.000
Sum PCB 1262			0	0	N.D.	N.D.
Average PCB 1262					0.000	0.000

(f)=RT Delta > 1/2 Window (#)=Amounts differ by > 25% (m)=manual int.

Quantitation Report (QT Reviewed)

Data Path : I:\ACQUDATA\6890G\Data\061821\
Data File : Bk8526.D
Signal(s) : Signal #1: ECD1A.CH Signal #2: ECD2B.CH
Acq On : 19 Jun 2021 7:37 am
Operator : B.Allgeier
Sample : lcsd (381429)
Misc : 381429
ALS Vial : 42 Sample Multiplier: 1

Integration File signal 1: AUTOINT1.E
Integration File signal 2: AUTOINT2.E
Quant Time: Jun 21 08:46:11 2021
Quant Method : I:\ACQUDATA\6890G\Methods\G-PCB061621.M
Quant Title : 608/8082 PCB'S
QLast Update : Thu Jun 17 11:40:39 2021
Response via : Initial Calibration
Integrator: ChemStation 6890 Scale Mode: Large solvent peaks clipped

Volume Inj. : 2uL
Signal #1 Phase : DB-1701 Signal #2 Phase: DB-17
Signal #1 Info : 0.32mm 30m Signal #2 Info : 0.32mm 30m

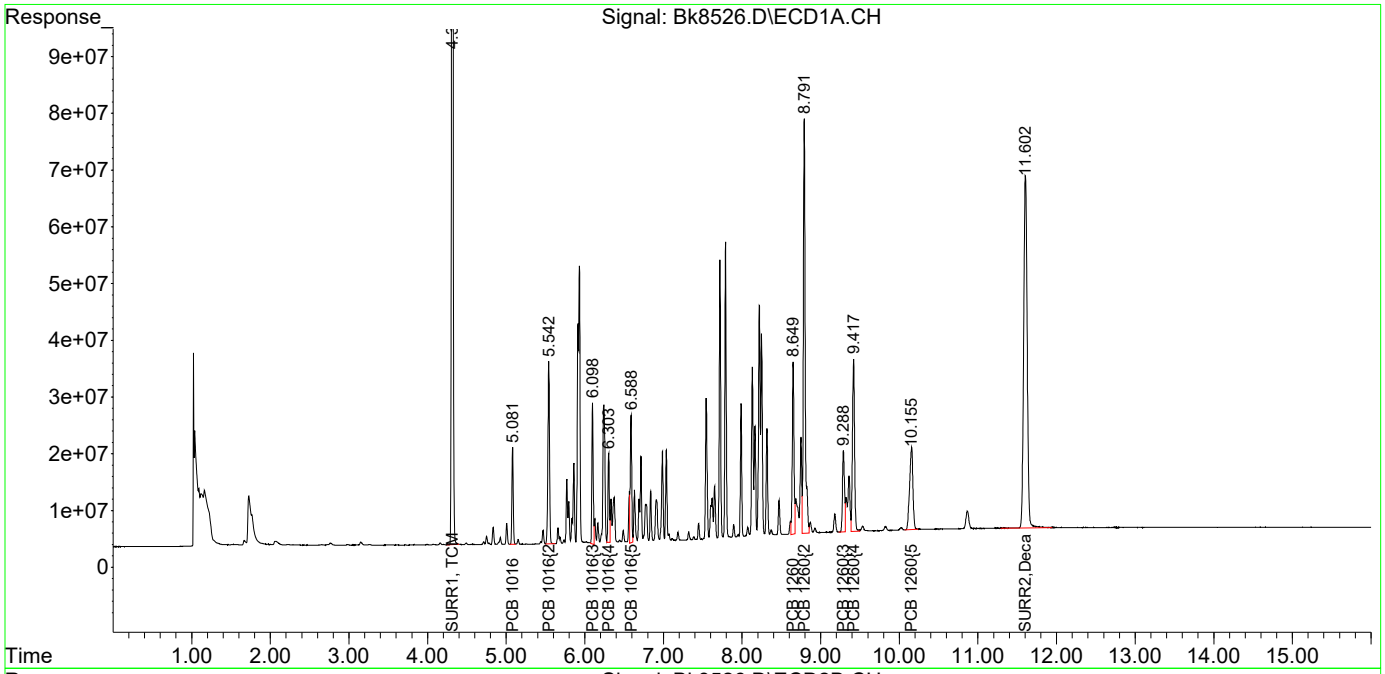

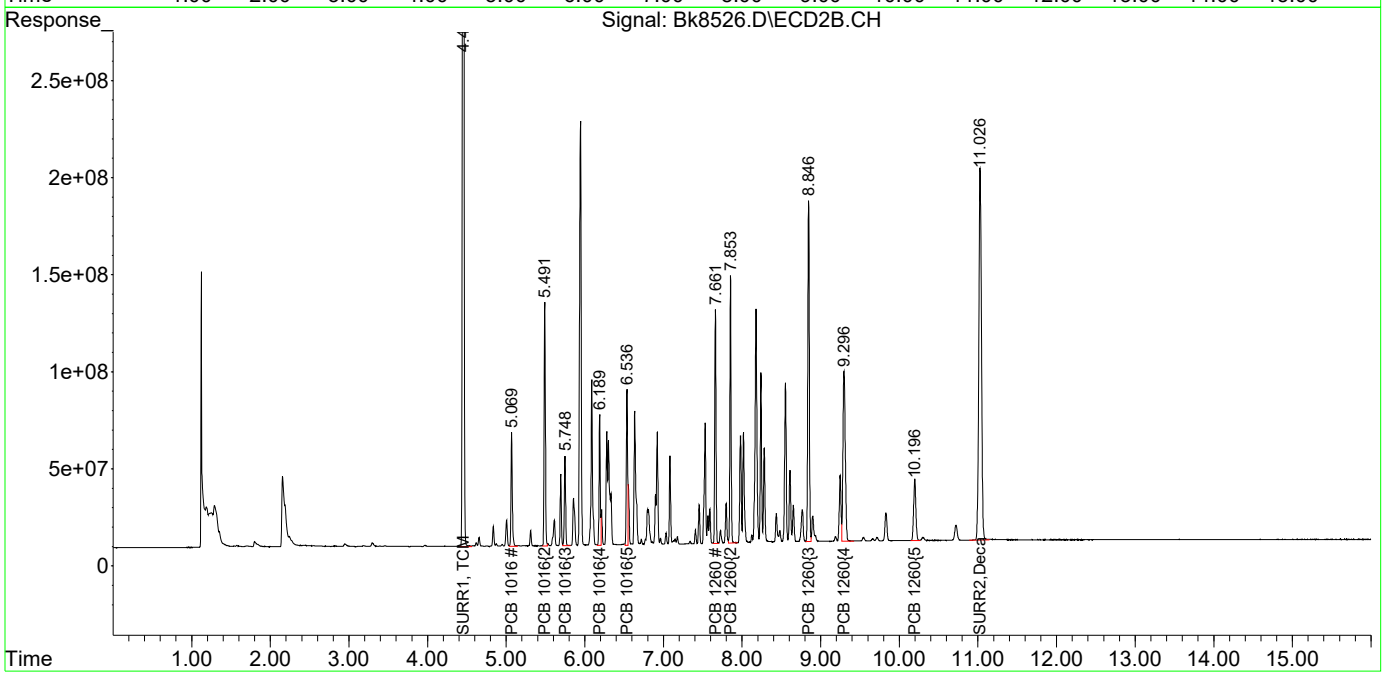

1st BA 06/21/21
2nd DM 06/22/21

Quantitation Report (Qedit)

Data Path : I:\ACQUDATA\6890G\Data\061821\
Data File : Bk8499.D
Signal(s) : Signal #1: ECD1A.CH Signal #2: ECD2B.CH
Acq On : 18 Jun 2021 10:43 pm
Operator : B.Allgeier
Sample : rq2106899-03
Misc : 381428
ALS Vial : 17 Sample Multiplier: 1

Integration File signal 1: AUTOINT1.E
Integration File signal 2: AUTOINT2.E
Quant Time: Jun 21 08:43:41 2021
Quant Method : I:\ACQUDATA\6890G\Methods\G-PCB061621.M
Quant Title : 608/8082 PCB'S
QLast Update : Thu Jun 17 11:40:39 2021
Response via : Initial Calibration
Integrator: ChemStation 6890 Scale Mode: Large solvent peaks clipped

Volume Inj. : 2uL
Signal #1 Phase : DB-1701 Signal #2 Phase: DB-17
Signal #1 Info : 0.32mm 30m Signal #2 Info : 0.32mm 30m

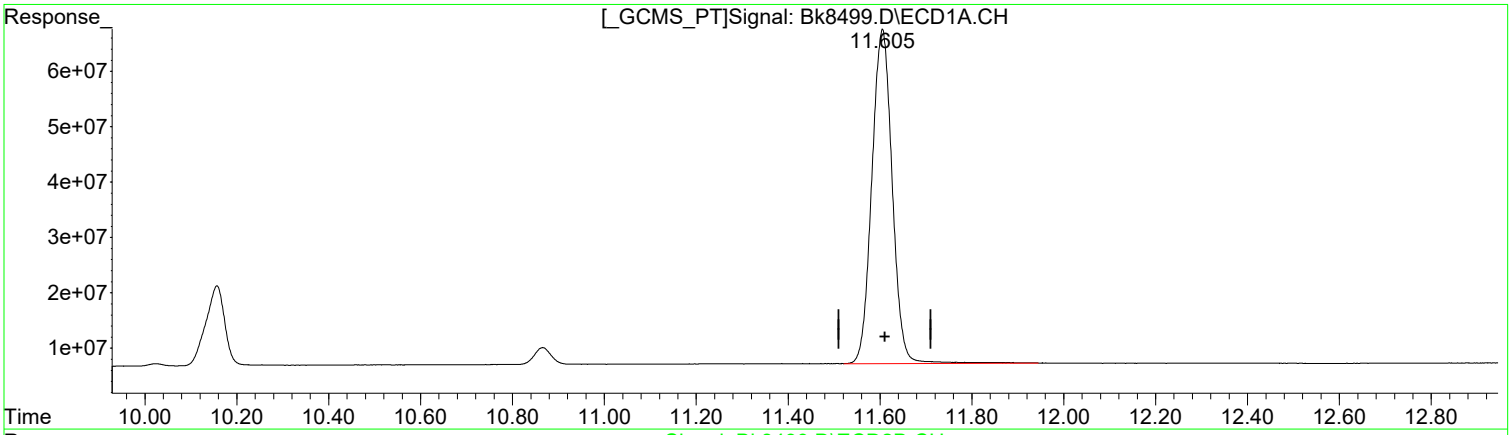

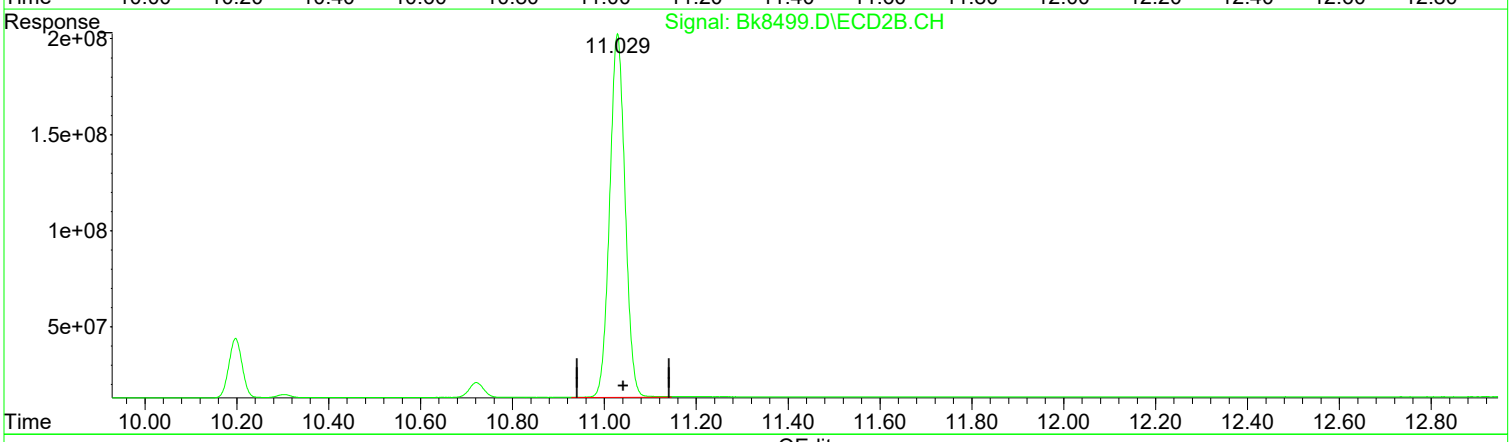

(2) SURR2,Decachlorobiphenyl (S)
11.605min 48.573 ug/l m
response 1863830828

(2) SURR2,Decachlorobiphenyl #2 (S)
11.029min 37.893 ug/l
response 4409680987

Manual Integration:
After
Poor integration.
06/21/21

(+) = Expected Retention Time

1st BA 06/21/21
2nd DM 06/22/21

Quantitation Report (Qedit)

Data Path : I:\ACQUDATA\6890G\Data\061821\
Data File : Bk8499.D
Signal(s) : Signal #1: ECD1A.CH Signal #2: ECD2B.CH
Acq On : 18 Jun 2021 10:43 pm
Operator : B.Allgeier
Sample : rq2106899-03
Misc : 381428
ALS Vial : 17 Sample Multiplier: 1

Integration File signal 1: AUTOINT1.E
Integration File signal 2: AUTOINT2.E
Quant Time: Jun 21 08:43:41 2021
Quant Method : I:\ACQUDATA\6890G\Methods\G-PCB061621.M
Quant Title : 608/8082 PCB'S
QLast Update : Thu Jun 17 11:40:39 2021
Response via : Initial Calibration
Integrator: ChemStation 6890 Scale Mode: Large solvent peaks clipped

Volume Inj. : 2uL
Signal #1 Phase : DB-1701 Signal #2 Phase: DB-17
Signal #1 Info : 0.32mm 30m Signal #2 Info : 0.32mm 30m

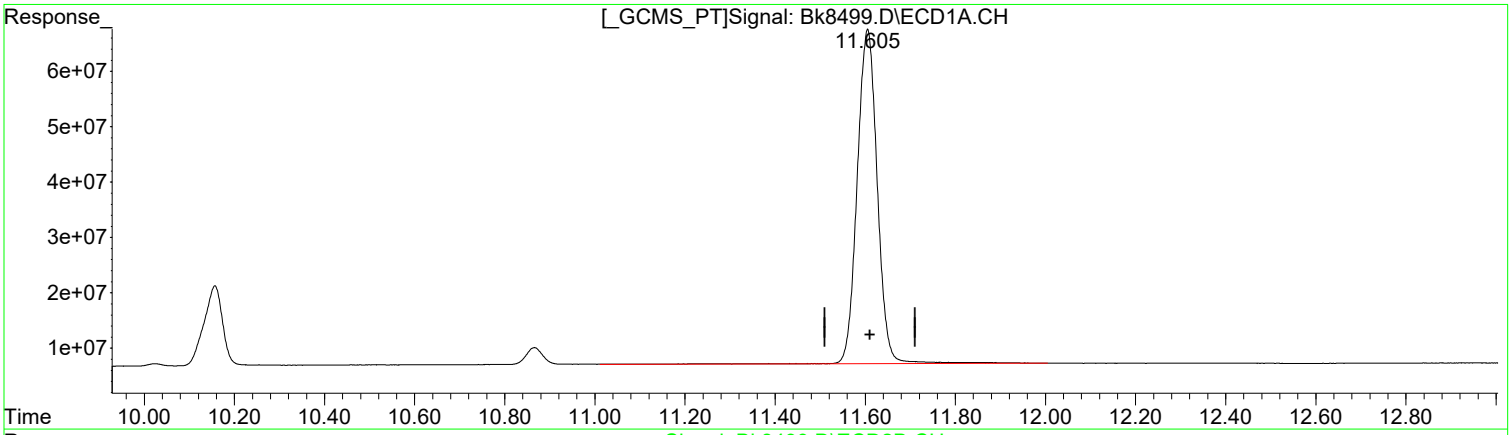

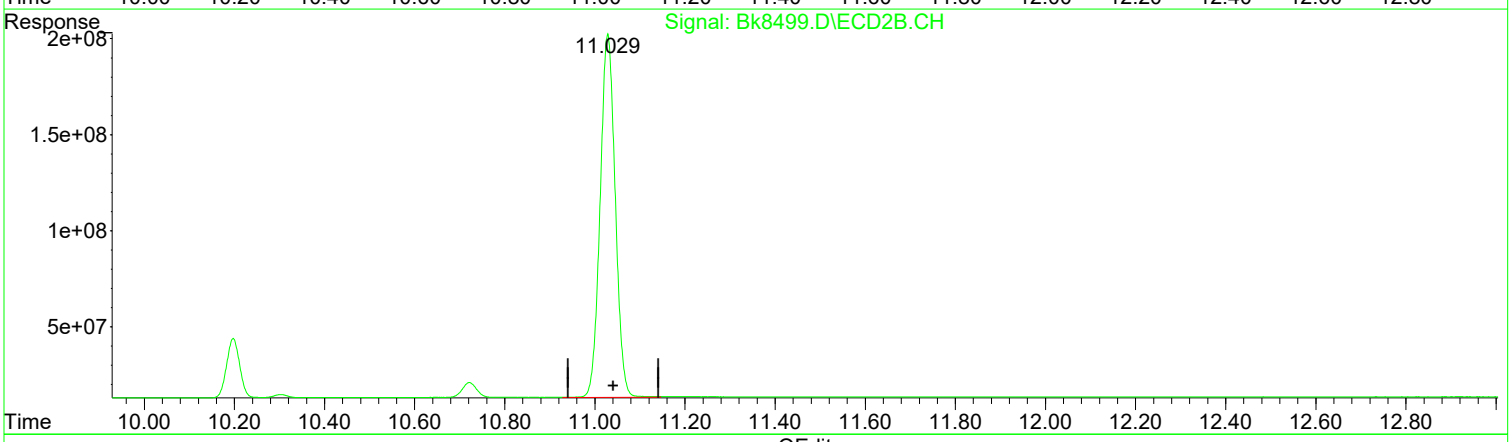

(2) SURR2,Decachlorobiphenyl (S)
11.605min 48.893 ug/l
response 1876133788

Manual Integration:
Before

06/21/21

(2) SURR2,Decachlorobiphenyl #2 (S)
11.029min 37.893 ug/l
response 4409680987

(+) = Expected Retention Time

1st BA 06/21/21
2nd DM 06/22/21

Quantitation Report (Qedit)

Data Path : I:\ACQUDATA\6890G\Data\061821\
Data File : Bk8499.D
Signal(s) : Signal #1: ECD1A.CH Signal #2: ECD2B.CH
Acq On : 18 Jun 2021 10:43 pm
Operator : B.Allgeier
Sample : rq2106899-03
Misc : 381428
ALS Vial : 17 Sample Multiplier: 1

Integration File signal 1: AUTOINT1.E
Integration File signal 2: AUTOINT2.E
Quant Time: Jun 21 08:43:41 2021
Quant Method : I:\ACQUDATA\6890G\Methods\G-PCB061621.M
Quant Title : 608/8082 PCB'S
QLast Update : Thu Jun 17 11:40:39 2021
Response via : Initial Calibration
Integrator: ChemStation 6890 Scale Mode: Large solvent peaks clipped

Volume Inj. : 2uL
Signal #1 Phase : DB-1701 Signal #2 Phase: DB-17
Signal #1 Info : 0.32mm 30m Signal #2 Info : 0.32mm 30m

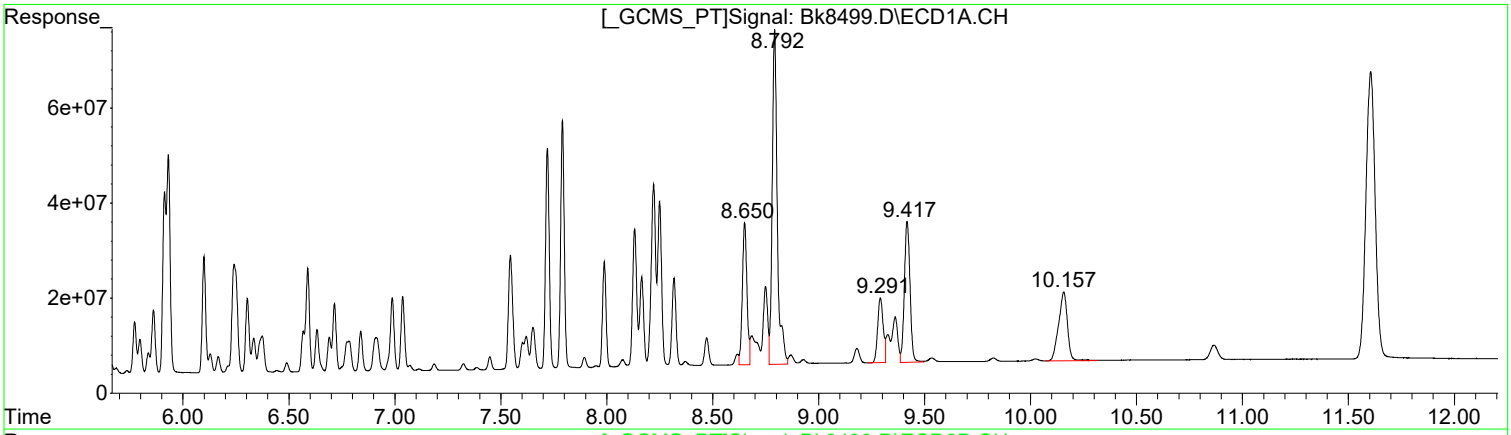

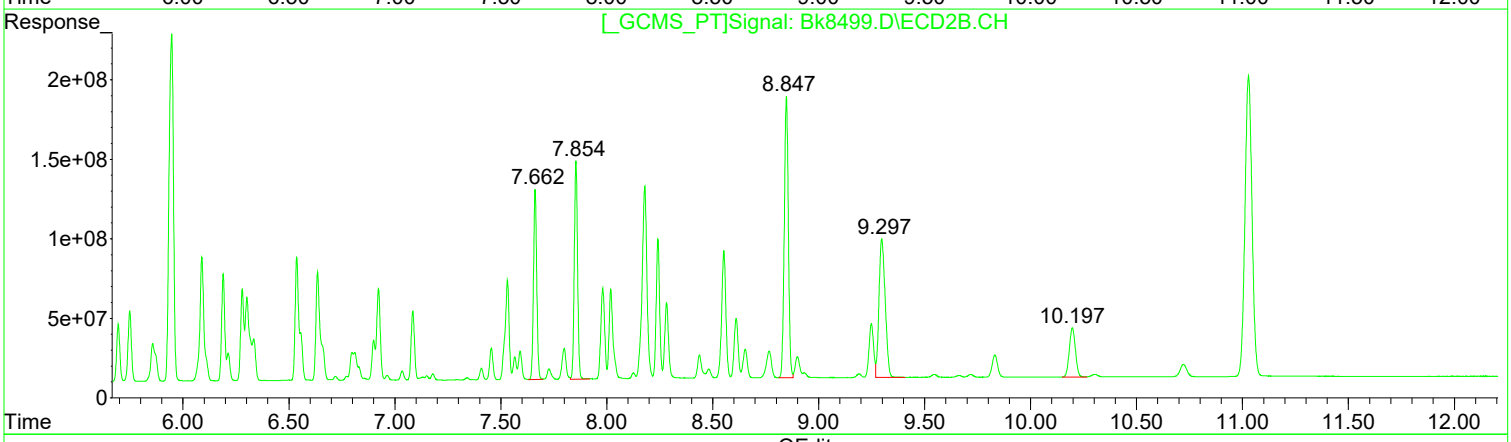

QEdit

(33) PCB 1260 (L7c)

R.T.	Response	Conc
8.65	447576349	253.13
8.79	1171278284	250.15
9.29	247616623	267.97
9.42	550350482	255.61
10.16	421967807	250.33

(33) PCB 1260 #2 (L7c)

R.T.	Response	Conc
7.66	1273853291	198.32
7.85	1486696273	197.33
8.85	2364270134	195.14
9.30	1788320049	194.92
10.20	622037635	196.99

Manual Integration:

After

Poor integration.

06/21/21

(+) = Expected Retention Time

1st BA 06/21/21
2nd DM 06/22/21

Quantitation Report (Qedit)

Data Path : I:\ACQUDATA\6890G\Data\061821\
Data File : Bk8499.D
Signal(s) : Signal #1: ECD1A.CH Signal #2: ECD2B.CH
Acq On : 18 Jun 2021 10:43 pm
Operator : B.Allgeier
Sample : rq2106899-03
Misc : 381428
ALS Vial : 17 Sample Multiplier: 1

Integration File signal 1: AUTOINT1.E
Integration File signal 2: AUTOINT2.E
Quant Time: Jun 21 08:43:41 2021
Quant Method : I:\ACQUDATA\6890G\Methods\G-PCB061621.M
Quant Title : 608/8082 PCB'S
QLast Update : Thu Jun 17 11:40:39 2021
Response via : Initial Calibration
Integrator: ChemStation 6890 Scale Mode: Large solvent peaks clipped

Volume Inj. : 2uL
Signal #1 Phase : DB-1701 Signal #2 Phase: DB-17
Signal #1 Info : 0.32mm 30m Signal #2 Info : 0.32mm 30m

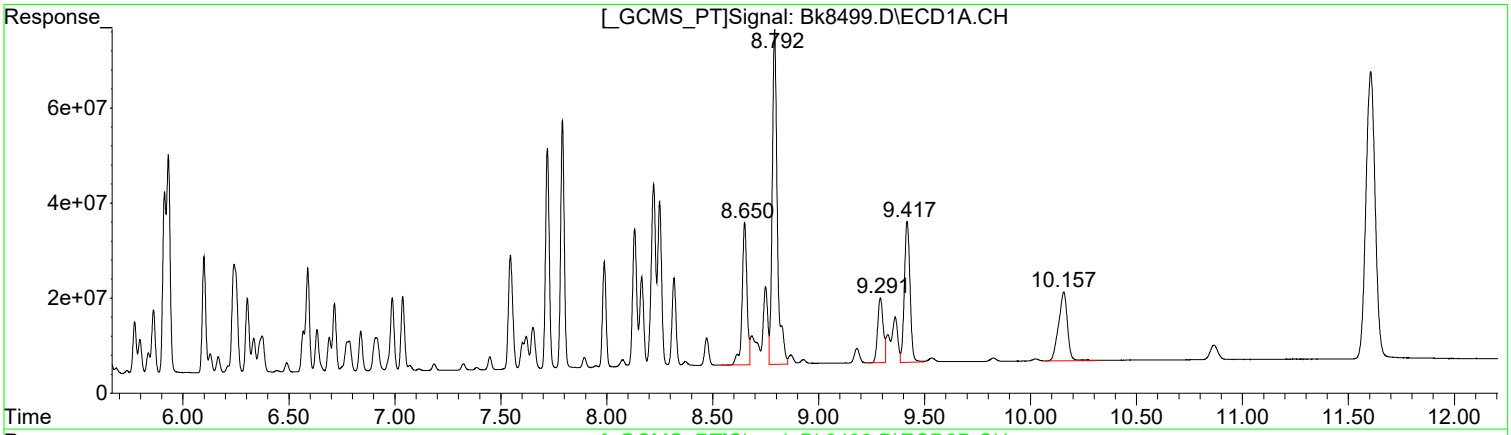

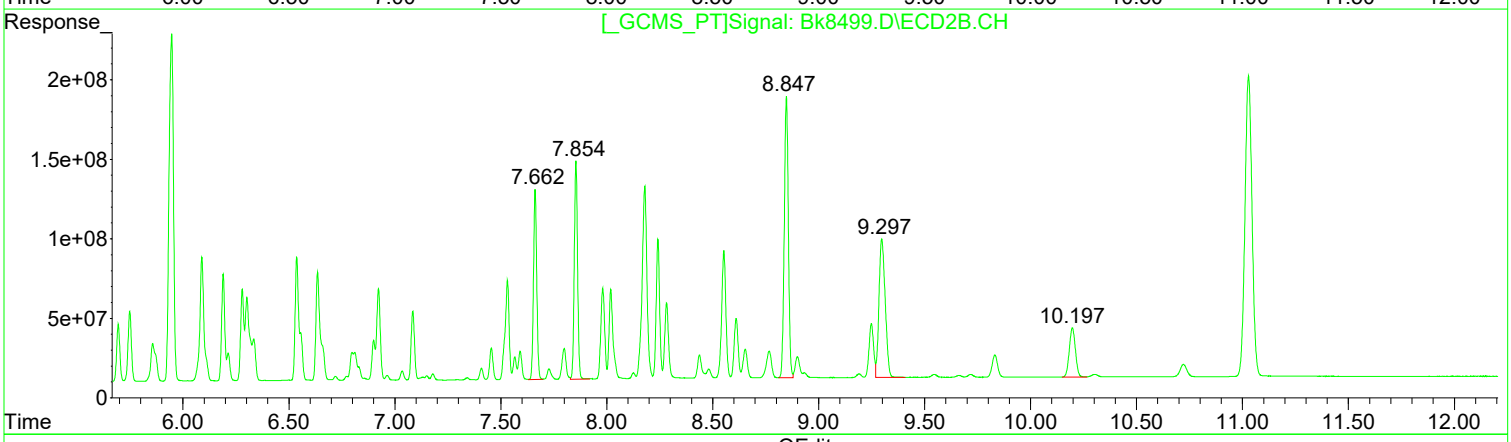

QEdit

(33) PCB 1260 (L7c)

R.T.	Response	Conc
8.65	476344593	269.40
8.79	1171278284	250.15
9.29	247616623	267.97
9.42	550350482	255.61
10.16	421967807	250.33

(33) PCB 1260 #2 (L7c)

R.T.	Response	Conc
7.66	1273853291	198.32
7.85	1486696273	197.33
8.85	2364270134	195.14
9.30	1788320049	194.92
10.20	622037635	196.99

Manual Integration:

Before

06/21/21

(+) = Expected Retention Time

1st BA 06/21/21
2nd DM 06/22/21

Quantitation Report (Qedit)

Data Path : I:\ACQUDATA\6890G\Data\061821\
Data File : Bk8499.D
Signal(s) : Signal #1: ECD1A.CH Signal #2: ECD2B.CH
Acq On : 18 Jun 2021 10:43 pm
Operator : B.Allgeier
Sample : rq2106899-03
Misc : 381428
ALS Vial : 17 Sample Multiplier: 1

Integration File signal 1: AUTOINT1.E
Integration File signal 2: AUTOINT2.E
Quant Time: Jun 21 08:43:41 2021
Quant Method : I:\ACQUDATA\6890G\Methods\G-PCB061621.M
Quant Title : 608/8082 PCB'S
QLast Update : Thu Jun 17 11:40:39 2021
Response via : Initial Calibration
Integrator: ChemStation 6890 Scale Mode: Large solvent peaks clipped

Volume Inj. : 2uL
Signal #1 Phase : DB-1701 Signal #2 Phase: DB-17
Signal #1 Info : 0.32mm 30m Signal #2 Info : 0.32mm 30m

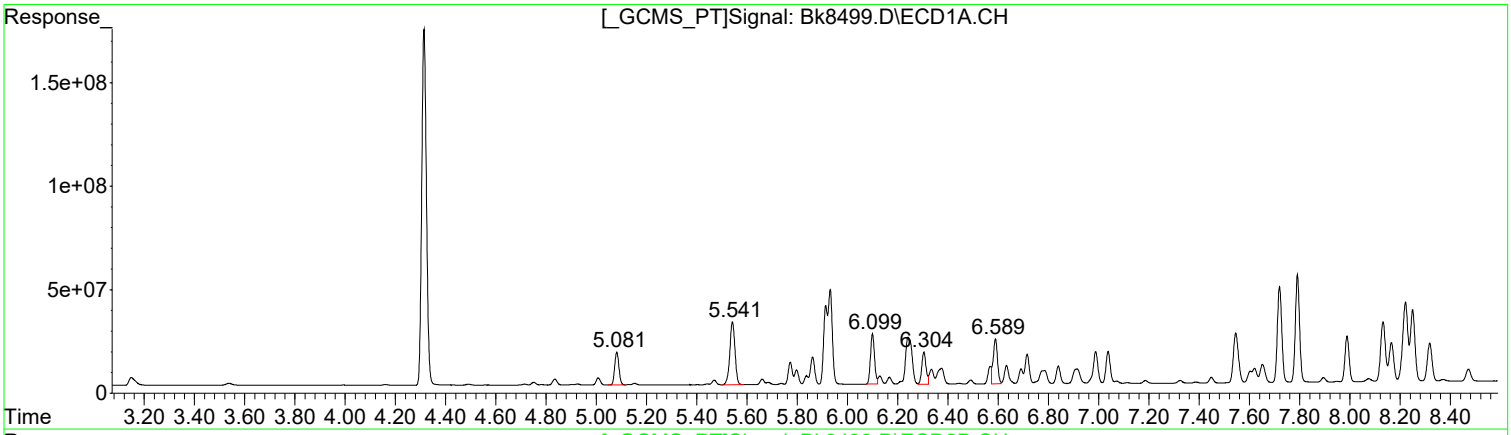

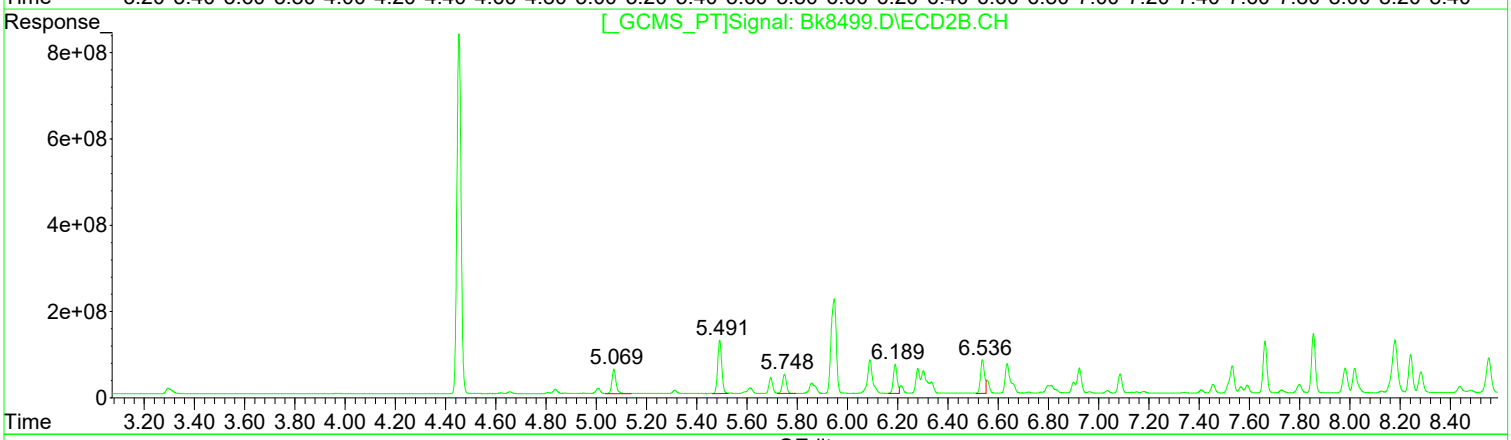

(3) PCB 1016 (L1c)

R.T.	Response	Conc
5.08	187575542	218.87
5.54	435140182	224.45
6.10	271961146	226.34
6.30	181788764	226.76
6.59	258057818	214.97

(3) PCB 1016 #2 (L1c)

R.T.	Response	Conc
5.07	654890487	183.92
5.49	1379215620	189.84
5.75	500176642	181.48
6.19	702551511	189.38
6.54	868797784	186.43

Manual Integration:

After

Poor integration.

06/21/21

(+) = Expected Retention Time

1st BA 06/21/21
2nd DM 06/22/21

Quantitation Report (Qedit)

Data Path : I:\ACQUDATA\6890G\Data\061821\
Data File : Bk8499.D
Signal(s) : Signal #1: ECD1A.CH Signal #2: ECD2B.CH
Acq On : 18 Jun 2021 10:43 pm
Operator : B.Allgeier
Sample : rq2106899-03
Misc : 381428
ALS Vial : 17 Sample Multiplier: 1

Integration File signal 1: AUTOINT1.E
Integration File signal 2: AUTOINT2.E
Quant Time: Jun 21 08:43:41 2021
Quant Method : I:\ACQUDATA\6890G\Methods\G-PCB061621.M
Quant Title : 608/8082 PCB'S
QLast Update : Thu Jun 17 11:40:39 2021
Response via : Initial Calibration
Integrator: ChemStation 6890 Scale Mode: Large solvent peaks clipped

Volume Inj. : 2uL
Signal #1 Phase : DB-1701 Signal #2 Phase: DB-17
Signal #1 Info : 0.32mm 30m Signal #2 Info : 0.32mm 30m

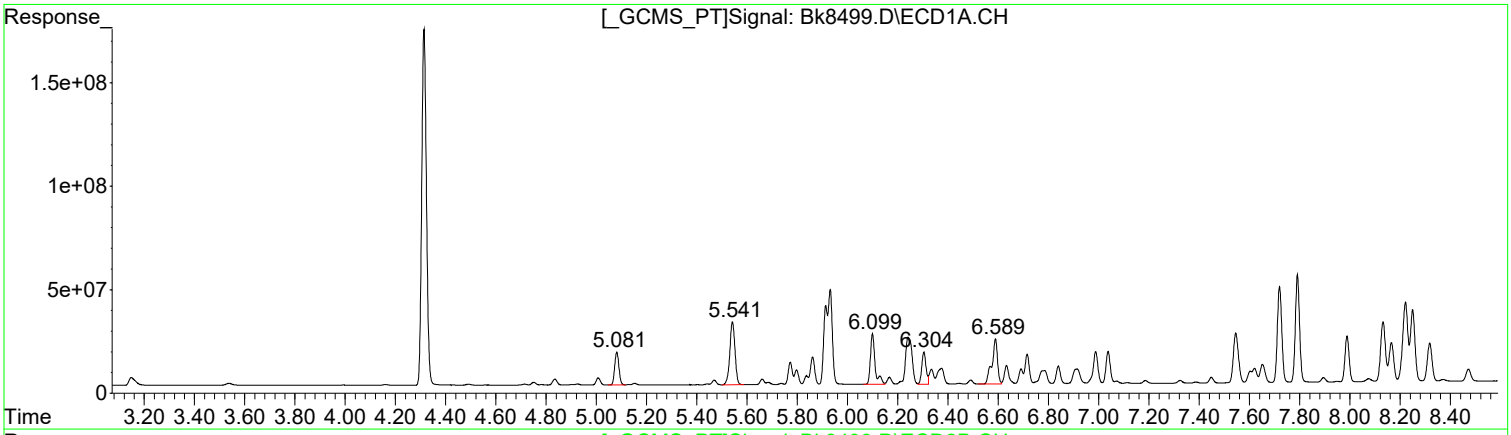

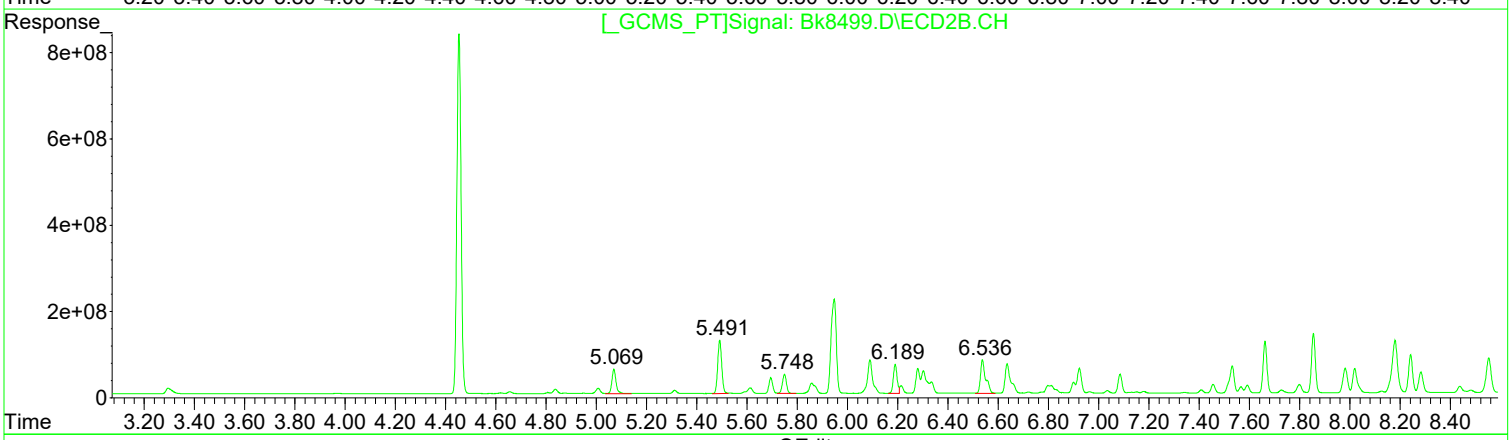

(3) PCB 1016 (L1c)

R.T.	Response	Conc
5.08	187575542	218.87
5.54	435140182	224.45
6.10	318229995	264.84
6.30	181788764	226.76
6.59	338862479	282.29

(3) PCB 1016 #2 (L1c)

R.T.	Response	Conc
5.07	654890487	183.92
5.49	1379215620	189.84
5.75	500176642	181.48
6.19	702551511	189.38
6.54	1119324995	240.18

Manual Integration:

Before

06/21/21

(+) = Expected Retention Time

1st BA 06/21/21
2nd DM 06/22/21

Quantitation Report (QT Reviewed)

Data Path : I:\ACQUDATA\6890G\Data\061821\
Data File : Bk8499.D
Signal(s) : Signal #1: ECD1A.CH Signal #2: ECD2B.CH
Acq On : 18 Jun 2021 10:43 pm
Operator : B.Allgeier
Sample : rq2106899-03
Misc : 381428
ALS Vial : 17 Sample Multiplier: 1

Integration File signal 1: AUTOINT1.E
Integration File signal 2: AUTOINT2.E
Quant Time: Jun 21 08:43:41 2021
Quant Method : I:\ACQUDATA\6890G\Methods\G-PCB061621.M
Quant Title : 608/8082 PCB'S
QLast Update : Thu Jun 17 11:40:39 2021
Response via : Initial Calibration
Integrator: ChemStation 6890 Scale Mode: Large solvent peaks clipped

Volume Inj. : 2uL
Signal #1 Phase : DB-1701 Signal #2 Phase: DB-17
Signal #1 Info : 0.32mm 30m Signal #2 Info : 0.32mm 30m

Compound	RT#1	RT#2	Resp#1	Resp#2	ug/l	ug/l
System Monitoring Compounds						
1) S SURR1, TCMX	4.314	4.453	2249.5E6	9700.4E6	40.939	37.782
Spiked Amount 100.000 Range 30 - 150 Recovery = 40.94% 37.78%						
2) S SURR2,Dec...	11.605	11.029	1863.8E6	4409.7E6	48.573m	37.893
Spiked Amount 100.000 Range 30 - 150 Recovery = 48.57% 37.89%						
Target Compounds						
3) L1c PCB 1016	5.082	5.070	187.6E6	654.9E6	218.872	183.916
4) L1c PCB 1016{2}	5.542	5.491	435.1E6	1379.2E6	224.451	189.842
5) L1c PCB 1016{3}	6.099	5.749	272.0E6	500.2E6	226.337m	181.477
6) L1c PCB 1016{4}	6.304	6.190	181.8E6	702.6E6	226.759	189.381
7) L1c PCB 1016{5}	6.589	6.536	258.1E6	868.8E6	214.972m	186.426m
Sum PCB 1016			1334.5E6	4105.6E6	1111.391	931.041
Average PCB 1016					222.278	186.208
Sum PCB 1221			0	0	N.D.	N.D.
Average PCB 1221					0.000	0.000
Sum PCB 1232			0	0	N.D.	N.D.
Average PCB 1232					0.000	0.000
Sum PCB 1242			0	0	N.D.	N.D.
Average PCB 1242					0.000	0.000
Sum PCB 1248			0	0	N.D.	N.D.
Average PCB 1248					0.000	0.000
Sum PCB 1254			0	0	N.D.	N.D.
Average PCB 1254					0.000	0.000
33) L7c PCB 1260	8.650	7.662	447.6E6	1273.9E6	253.131m	198.322
34) L7c PCB 1260{2}	8.792	7.855	1171.3E6	1486.7E6	250.147	197.325
35) L7c PCB 1260{3}	9.291	8.848	247.6E6	2364.3E6	267.974	195.136 #
36) L7C PCB 1260{4}	9.418	9.298	550.4E6	1788.3E6	255.608	194.923
37) L7C PCB 1260{5}	10.157	10.197	422.0E6	622.0E6	250.331	196.988
Sum PCB 1260			2838.8E6	7535.2E6	1277.192	982.695
Average PCB 1260					255.438	196.539
Sum PCB 1268			0	0	N.D.	N.D.
Average PCB 1268					0.000	0.000
Sum PCB 1262			0	0	N.D.	N.D.
Average PCB 1262					0.000	0.000

(f)=RT Delta > 1/2 Window (#)=Amounts differ by > 25% (m)=manual int.

Quantitation Report (QT Reviewed)

Data Path : I:\ACQUDATA\6890G\Data\061821\
Data File : Bk8499.D
Signal(s) : Signal #1: ECD1A.CH Signal #2: ECD2B.CH
Acq On : 18 Jun 2021 10:43 pm
Operator : B.Allgeier
Sample : rq2106899-03
Misc : 381428
ALS Vial : 17 Sample Multiplier: 1

Integration File signal 1: AUTOINT1.E
Integration File signal 2: AUTOINT2.E
Quant Time: Jun 21 08:43:41 2021
Quant Method : I:\ACQUDATA\6890G\Methods\G-PCB061621.M
Quant Title : 608/8082 PCB'S
QLast Update : Thu Jun 17 11:40:39 2021
Response via : Initial Calibration
Integrator: ChemStation 6890 Scale Mode: Large solvent peaks clipped

Volume Inj. : 2uL
Signal #1 Phase : DB-1701 Signal #2 Phase: DB-17
Signal #1 Info : 0.32mm 30m Signal #2 Info : 0.32mm 30m

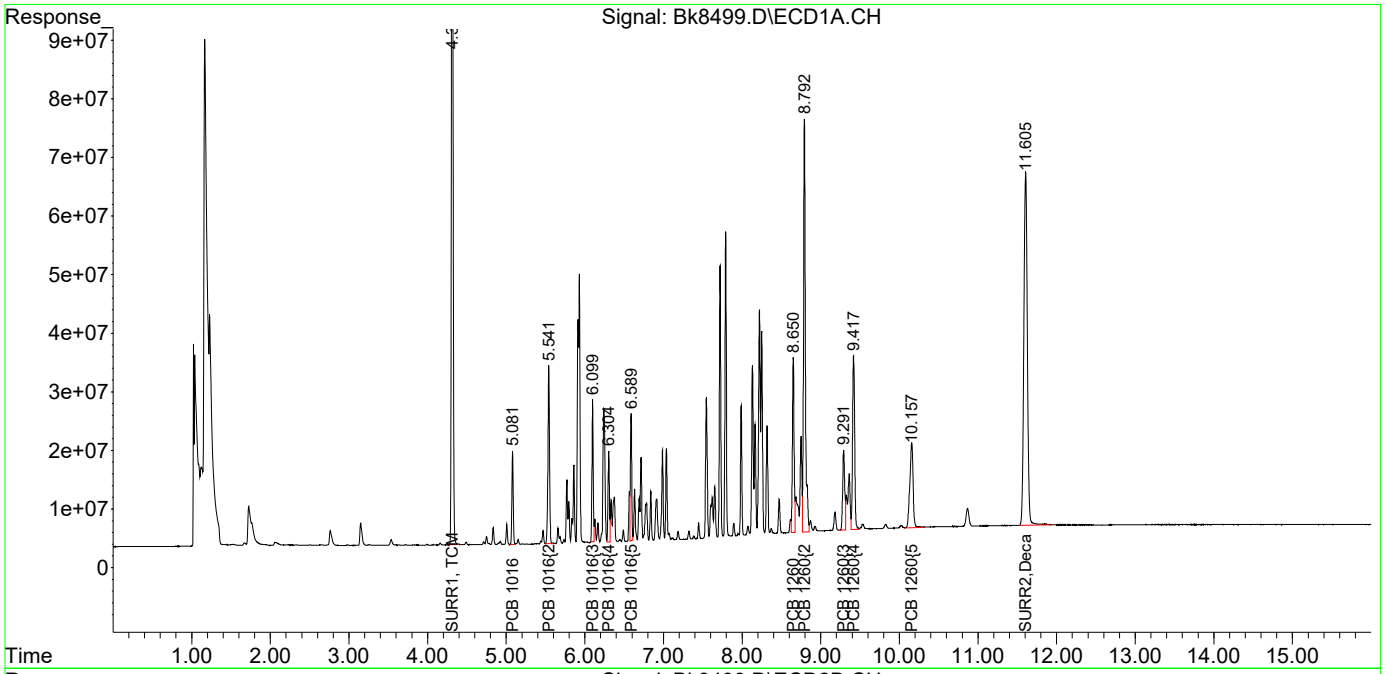

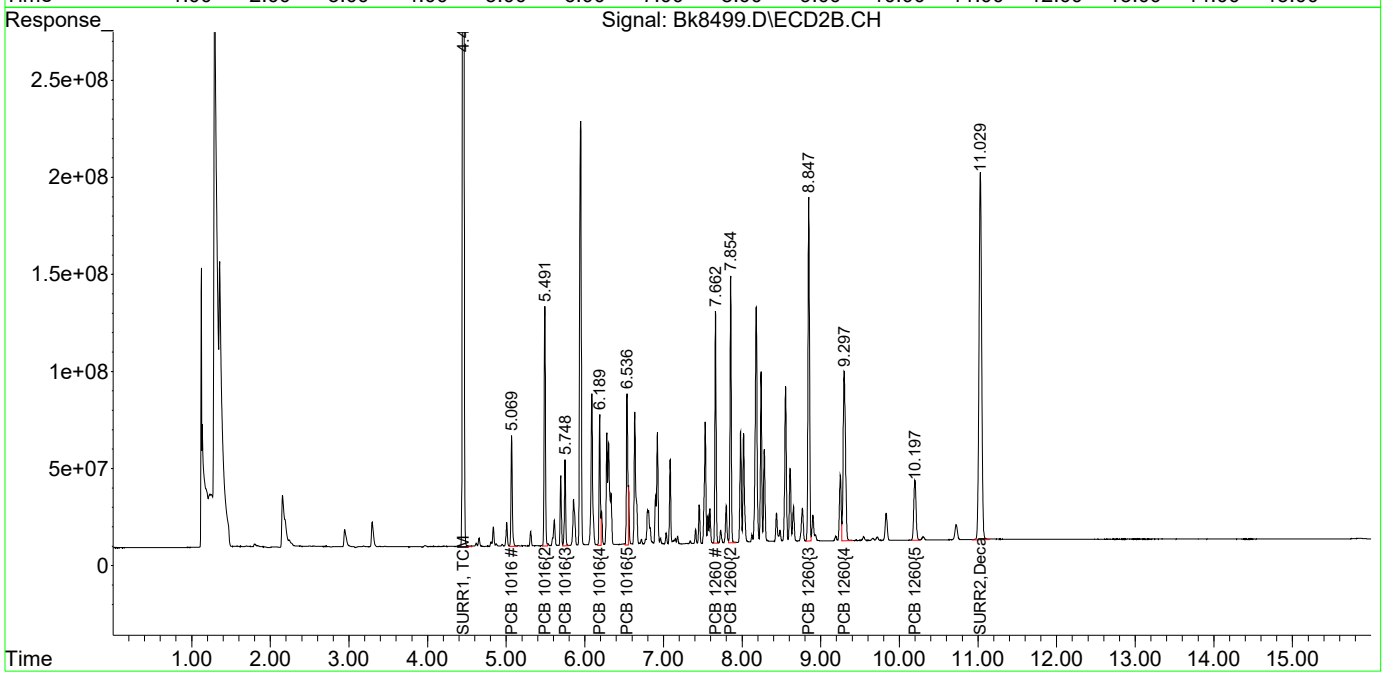

1st BA 06/21/21
2nd DM 06/22/21

Quantitation Report (Qedit)

Data Path : I:\ACQUDATA\6890G\Data\061821\
Data File : Bk8501.D
Signal(s) : Signal #1: ECD1A.CH Signal #2: ECD2B.CH
Acq On : 18 Jun 2021 11:23 pm
Operator : B.Allgeier
Sample : rq2106899-04
Misc : 381428
ALS Vial : 19 Sample Multiplier: 1

Integration File signal 1: AUTOINT1.E
Integration File signal 2: AUTOINT2.E
Quant Time: Jun 21 08:43:53 2021
Quant Method : I:\ACQUDATA\6890G\Methods\G-PCB061621.M
Quant Title : 608/8082 PCB'S
QLast Update : Thu Jun 17 11:40:39 2021
Response via : Initial Calibration
Integrator: ChemStation 6890 Scale Mode: Large solvent peaks clipped

Volume Inj. : 2uL
Signal #1 Phase : DB-1701 Signal #2 Phase: DB-17
Signal #1 Info : 0.32mm 30m Signal #2 Info : 0.32mm 30m

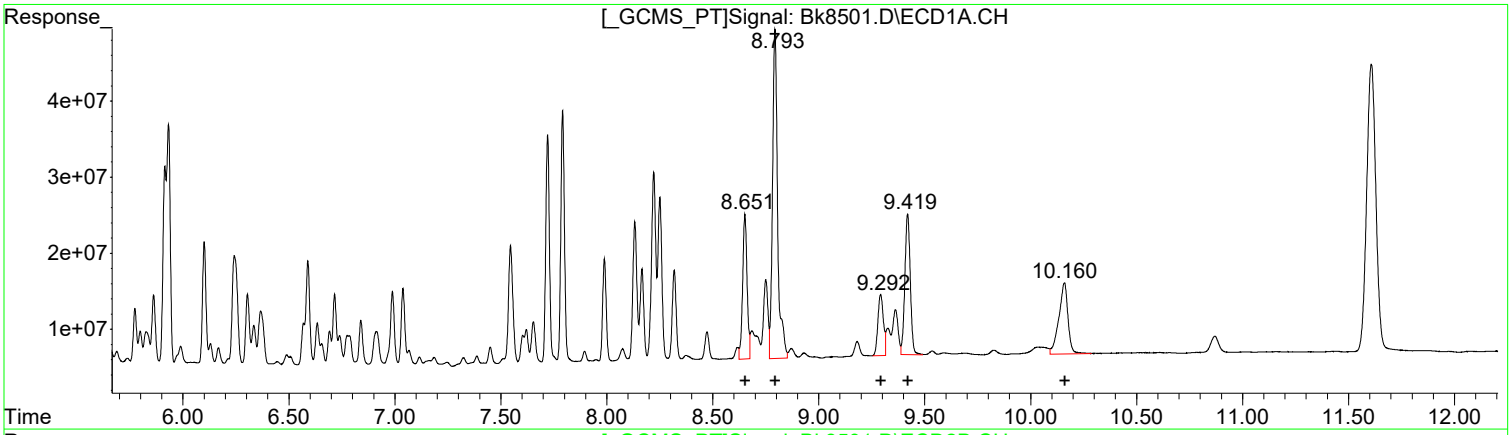

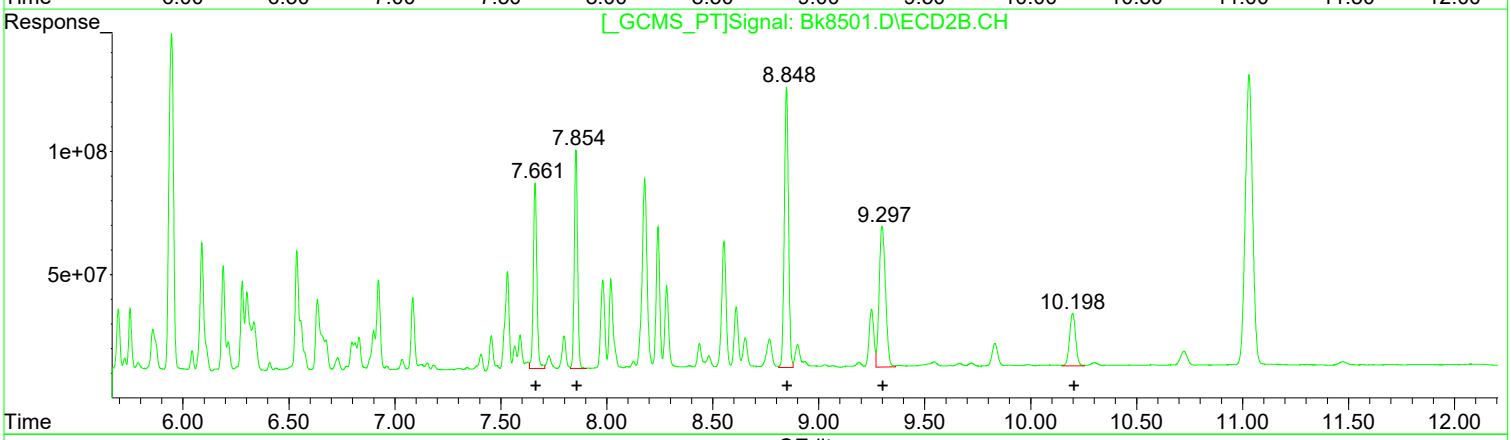

QEdit

(33) PCB 1260 (L7c)

R.T.	Response	Conc
8.65	279043674	157.82
8.79	728272009	155.54
9.29	146958248	159.04
9.42	331007760	153.74
10.16	280255934	166.26

(33) PCB 1260 #2 (L7c)

R.T.	Response	Conc
7.66	878404682	136.76
7.85	955404131	126.81
8.85	1549153241	127.86
9.30	1187607487	129.45
10.20	422888658	133.92

Manual Integration:

After

Poor integration.

06/21/21

(+) = Expected Retention Time

1st BA 06/21/21
2nd DM 06/22/21

Quantitation Report (Qedit)

Data Path : I:\ACQUDATA\6890G\Data\061821\
Data File : Bk8501.D
Signal(s) : Signal #1: ECD1A.CH Signal #2: ECD2B.CH
Acq On : 18 Jun 2021 11:23 pm
Operator : B.Allgeier
Sample : rq2106899-04
Misc : 381428
ALS Vial : 19 Sample Multiplier: 1

Integration File signal 1: AUTOINT1.E
Integration File signal 2: AUTOINT2.E
Quant Time: Jun 21 08:43:53 2021
Quant Method : I:\ACQUDATA\6890G\Methods\G-PCB061621.M
Quant Title : 608/8082 PCB'S
QLast Update : Thu Jun 17 11:40:39 2021
Response via : Initial Calibration
Integrator: ChemStation 6890 Scale Mode: Large solvent peaks clipped

Volume Inj. : 2uL
Signal #1 Phase : DB-1701 Signal #2 Phase: DB-17
Signal #1 Info : 0.32mm 30m Signal #2 Info : 0.32mm 30m

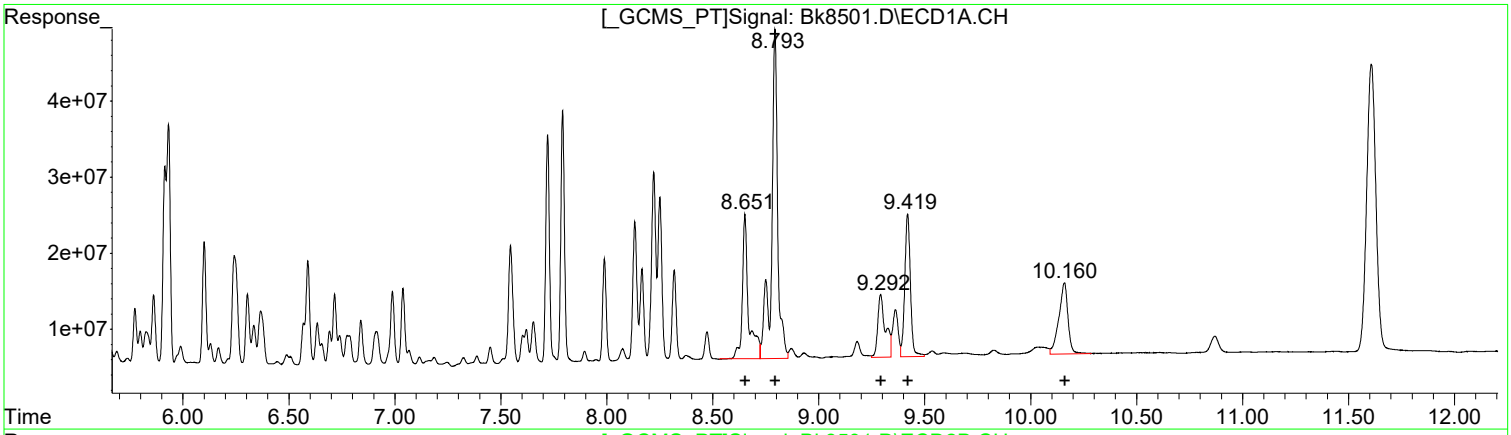

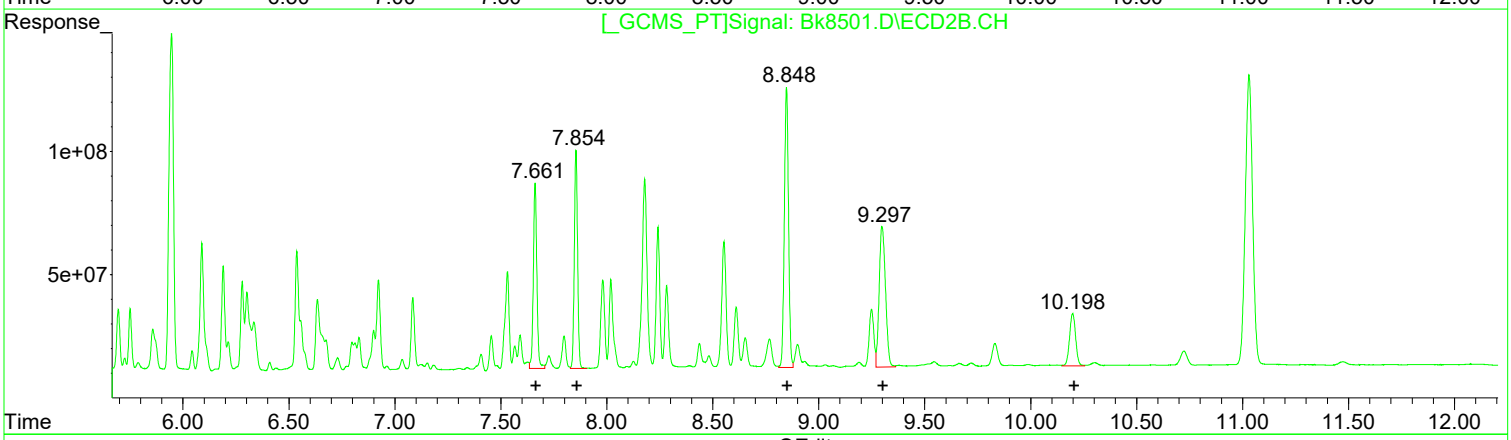

QEdit

(33) PCB 1260 (L7c)

R.T.	Response	Conc
8.65	387281753	219.03
8.79	890760502	190.24
9.29	207209176	224.24
9.42	349123277	162.15
10.16	280255934	166.26

(33) PCB 1260 #2 (L7c)

R.T.	Response	Conc
7.66	878404682	136.76
7.85	955404131	126.81
8.85	1549153241	127.86
9.30	1187607487	129.45
10.20	422888658	133.92

Manual Integration:

Before

06/21/21

(+) = Expected Retention Time

1st BA 06/21/21
2nd DM 06/22/21

Quantitation Report (QT Reviewed)

Data Path : I:\ACQUDATA\6890G\Data\061821\
Data File : Bk8501.D
Signal(s) : Signal #1: ECD1A.CH Signal #2: ECD2B.CH
Acq On : 18 Jun 2021 11:23 pm
Operator : B.Allgeier
Sample : rq2106899-04
Misc : 381428
ALS Vial : 19 Sample Multiplier: 1

Integration File signal 1: AUTOINT1.E
Integration File signal 2: AUTOINT2.E
Quant Time: Jun 21 08:43:53 2021
Quant Method : I:\ACQUDATA\6890G\Methods\G-PCB061621.M
Quant Title : 608/8082 PCB'S
QLast Update : Thu Jun 17 11:40:39 2021
Response via : Initial Calibration
Integrator: ChemStation 6890 Scale Mode: Large solvent peaks clipped

Volume Inj. : 2uL
Signal #1 Phase : DB-1701 Signal #2 Phase: DB-17
Signal #1 Info : 0.32mm 30m Signal #2 Info : 0.32mm 30m

Compound	RT#1	RT#2	Resp#1	Resp#2	ug/l	ug/l
System Monitoring Compounds						
1) S SURR1, TCMX	4.316	4.453	1812.8E6	7363.1E6	32.992	28.679
Spiked Amount 100.000 Range 30 - 150 Recovery = 32.99% 28.68%#						
2) S SURR2,Dec...	11.607	11.030	1179.6E6	2849.9E6	30.741	24.490
Spiked Amount 100.000 Range 30 - 150 Recovery = 30.74% 24.49%#						
Target Compounds						
3) L1c PCB 1016	5.084	5.069	158.6E6	426.9E6	185.020	119.885 #
4) L1c PCB 1016{2}	5.543	5.492	367.8E6	940.3E6	189.739	129.432 #
5) L1c PCB 1016{3}	6.100	5.751	230.9E6	239.3E6	192.201	86.820 #
6) L1c PCB 1016{4}	6.305	6.190	119.7E6	465.5E6	149.343	125.484
7) L1c PCB 1016{5}	6.589	6.537	231.5E6	814.4E6	192.808	174.762
Sum PCB 1016			1108.5E6	2886.5E6	909.111	636.383
Average PCB 1016					181.822	127.277
Sum PCB 1221			0	0	N.D.	N.D.
Average PCB 1221					0.000	0.000
Sum PCB 1232			0	0	N.D.	N.D.
Average PCB 1232					0.000	0.000
Sum PCB 1242			0	0	N.D.	N.D.
Average PCB 1242					0.000	0.000
Sum PCB 1248			0	0	N.D.	N.D.
Average PCB 1248					0.000	0.000
Sum PCB 1254			0	0	N.D.	N.D.
Average PCB 1254					0.000	0.000
33) L7c PCB 1260	8.651	7.662	279.0E6	878.4E6	157.816m	136.756
34) L7c PCB 1260{2}	8.793	7.855	728.3E6	955.4E6	155.536m	126.808
35) L7c PCB 1260{3}	9.292	8.848	147.0E6	1549.2E6	159.040m	127.860
36) L7C PCB 1260{4}	9.419	9.298	331.0E6	1187.6E6	153.735m	129.447
37) L7C PCB 1260{5}	10.158	10.198	280.3E6	422.9E6	166.261	133.921
Sum PCB 1260			1765.5E6	4993.5E6	792.388	654.792
Average PCB 1260					158.478	130.958
Sum PCB 1268			0	0	N.D.	N.D.
Average PCB 1268					0.000	0.000
Sum PCB 1262			0	0	N.D.	N.D.
Average PCB 1262					0.000	0.000

(f)=RT Delta > 1/2 Window (#)=Amounts differ by > 25% (m)=manual int.

Quantitation Report (QT Reviewed)

Data Path : I:\ACQUDATA\6890G\Data\061821\
Data File : Bk8501.D
Signal(s) : Signal #1: ECD1A.CH Signal #2: ECD2B.CH
Acq On : 18 Jun 2021 11:23 pm
Operator : B.Allgeier
Sample : rq2106899-04
Misc : 381428
ALS Vial : 19 Sample Multiplier: 1

Integration File signal 1: AUTOINT1.E
Integration File signal 2: AUTOINT2.E
Quant Time: Jun 21 08:43:53 2021
Quant Method : I:\ACQUDATA\6890G\Methods\G-PCB061621.M
Quant Title : 608/8082 PCB'S
QLast Update : Thu Jun 17 11:40:39 2021
Response via : Initial Calibration
Integrator: ChemStation 6890 Scale Mode: Large solvent peaks clipped

Volume Inj. : 2uL
Signal #1 Phase : DB-1701 Signal #2 Phase: DB-17
Signal #1 Info : 0.32mm 30m Signal #2 Info : 0.32mm 30m

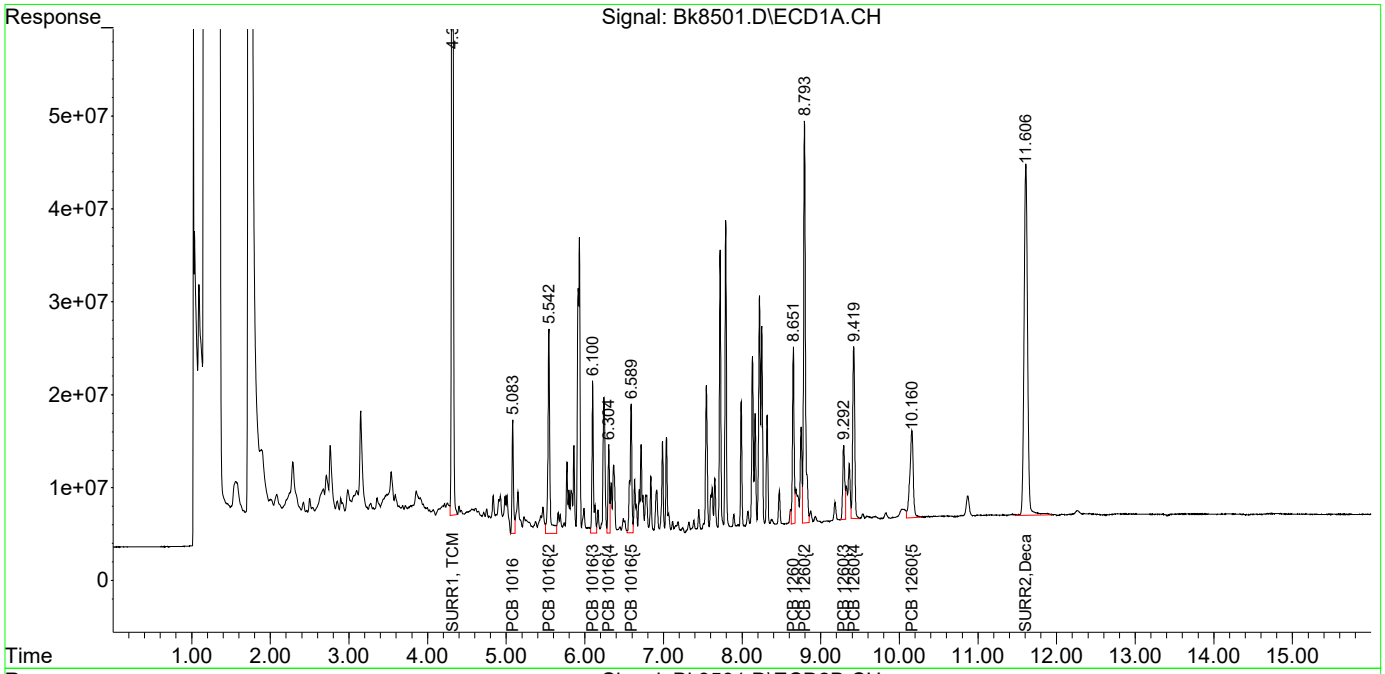

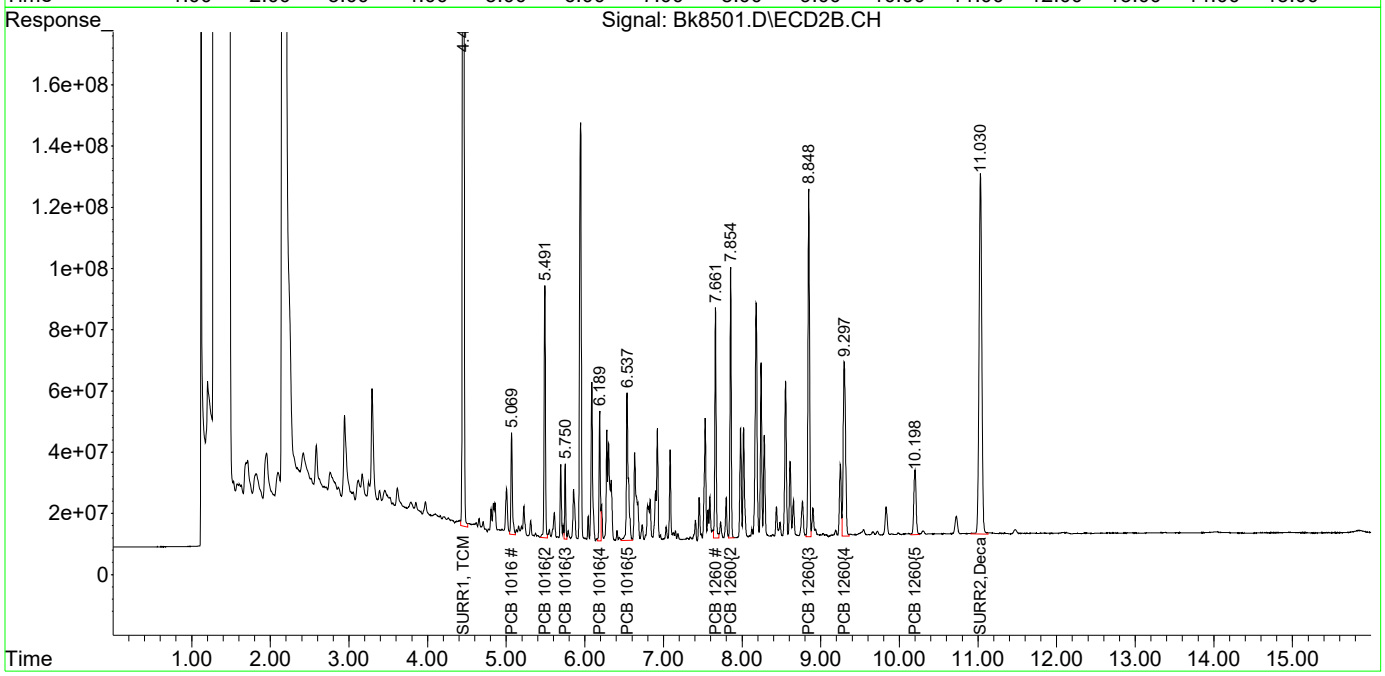

1st BA 06/21/21
2nd DM 06/22/21

Quantitation Report (Qedit)

Data Path : I:\ACQUDATA\6890G\Data\061821\
Data File : Bk8502.D
Signal(s) : Signal #1: ECD1A.CH Signal #2: ECD2B.CH
Acq On : 18 Jun 2021 11:43 pm
Operator : B.Allgeier
Sample : rq2106899-05
Misc : 381428
ALS Vial : 20 Sample Multiplier: 1

Integration File signal 1: AUTOINT1.E
Integration File signal 2: AUTOINT2.E
Quant Time: Jun 21 08:43:59 2021
Quant Method : I:\ACQUDATA\6890G\Methods\G-PCB061621.M
Quant Title : 608/8082 PCB'S
QLast Update : Thu Jun 17 11:40:39 2021
Response via : Initial Calibration
Integrator: ChemStation 6890 Scale Mode: Large solvent peaks clipped

Volume Inj. : 2uL
Signal #1 Phase : DB-1701 Signal #2 Phase: DB-17
Signal #1 Info : 0.32mm 30m Signal #2 Info : 0.32mm 30m

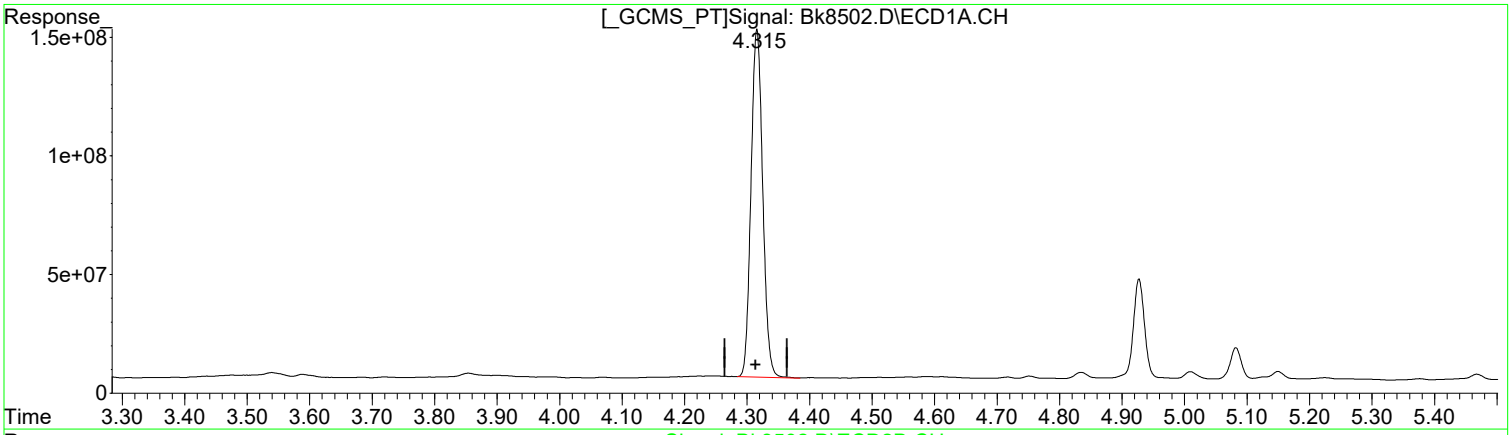

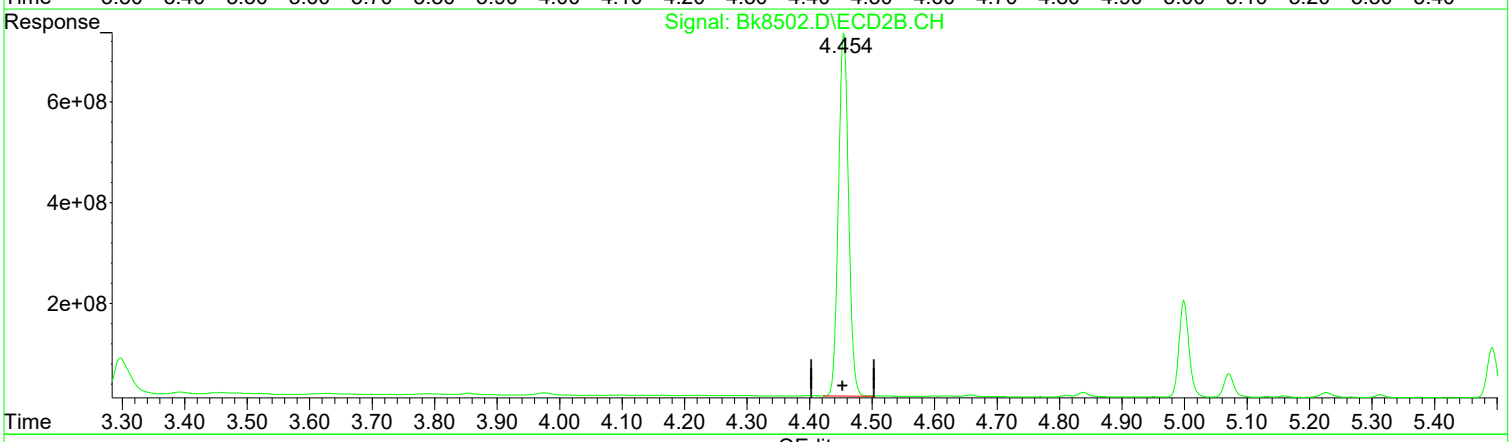

(1) SURR1, TCMX (S)
4.315min 34.744 ug/l m
response 1909116372

(1) SURR1, TCMX #2 (S)
4.454min 31.577 ug/l m
response 8107322696

Manual Integration:
After
Poor integration.
06/21/21

(+) = Expected Retention Time

1st BA 06/21/21
2nd DM 06/22/21

Quantitation Report (Qedit)

Data Path : I:\ACQUDATA\6890G\Data\061821\
Data File : Bk8502.D
Signal(s) : Signal #1: ECD1A.CH Signal #2: ECD2B.CH
Acq On : 18 Jun 2021 11:43 pm
Operator : B.Allgeier
Sample : rq2106899-05
Misc : 381428
ALS Vial : 20 Sample Multiplier: 1

Integration File signal 1: AUTOINT1.E
Integration File signal 2: AUTOINT2.E
Quant Time: Jun 21 08:43:59 2021
Quant Method : I:\ACQUDATA\6890G\Methods\G-PCB061621.M
Quant Title : 608/8082 PCB'S
QLast Update : Thu Jun 17 11:40:39 2021
Response via : Initial Calibration
Integrator: ChemStation 6890 Scale Mode: Large solvent peaks clipped

Volume Inj. : 2uL
Signal #1 Phase : DB-1701 Signal #2 Phase: DB-17
Signal #1 Info : 0.32mm 30m Signal #2 Info : 0.32mm 30m

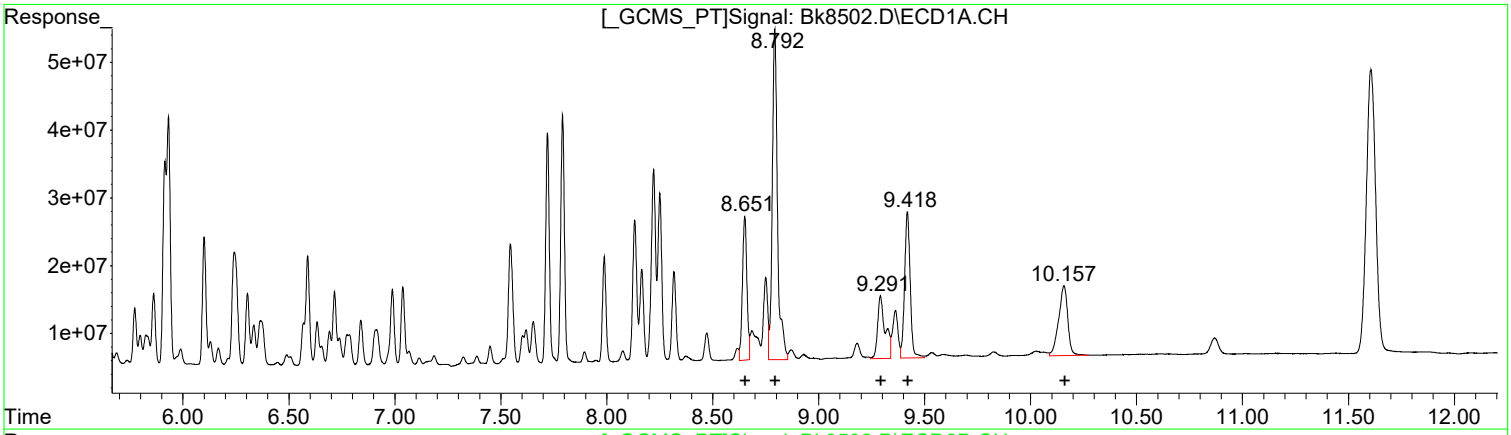

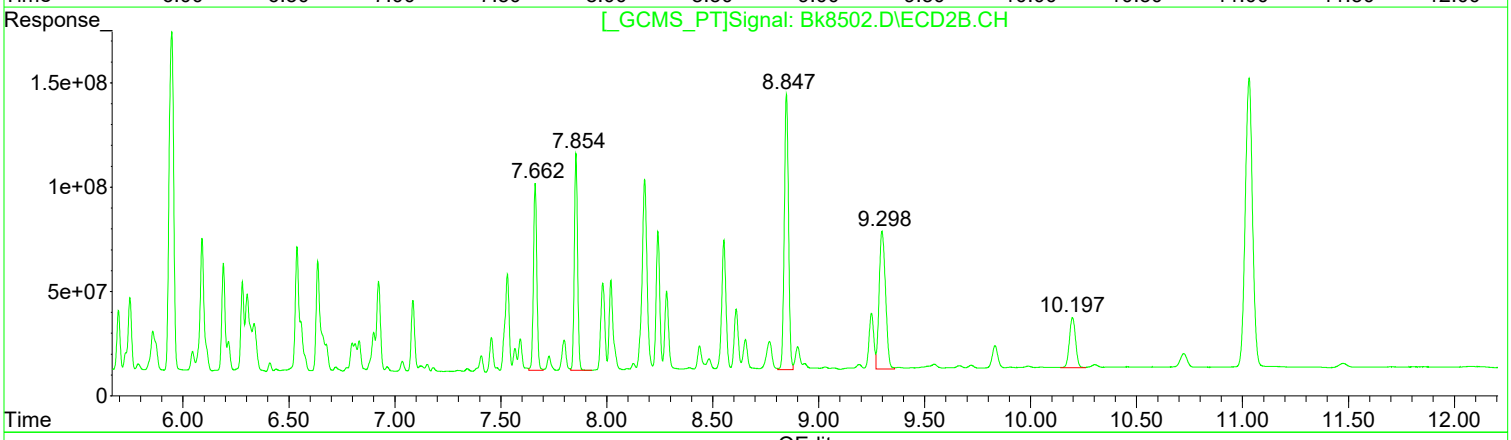

QEdit

(33) PCB 1260 (L7c)

R.T.	Response	Conc
8.65	311299680	176.06
8.79	839026206	179.19
9.29	228717783	247.52
9.42	396641840	184.22
10.16	308842645	183.22

(33) PCB 1260 #2 (L7c)

R.T.	Response	Conc
7.66	992471527	154.51
7.85	1113975726	147.85
8.85	1832841755	151.27
9.30	1392145258	151.74
10.20	489537892	155.03

Manual Integration:

After

Poor integration.

06/21/21

(+) = Expected Retention Time

1st BA 06/21/21
2nd DM 06/22/21

Quantitation Report (Qedit)

Data Path : I:\ACQUDATA\6890G\Data\061821\
Data File : Bk8502.D
Signal(s) : Signal #1: ECD1A.CH Signal #2: ECD2B.CH
Acq On : 18 Jun 2021 11:43 pm
Operator : B.Allgeier
Sample : rq2106899-05
Misc : 381428
ALS Vial : 20 Sample Multiplier: 1

Integration File signal 1: AUTOINT1.E
Integration File signal 2: AUTOINT2.E
Quant Time: Jun 21 08:43:59 2021
Quant Method : I:\ACQUDATA\6890G\Methods\G-PCB061621.M
Quant Title : 608/8082 PCB'S
QLast Update : Thu Jun 17 11:40:39 2021
Response via : Initial Calibration
Integrator: ChemStation 6890 Scale Mode: Large solvent peaks clipped

Volume Inj. : 2uL
Signal #1 Phase : DB-1701 Signal #2 Phase: DB-17
Signal #1 Info : 0.32mm 30m Signal #2 Info : 0.32mm 30m

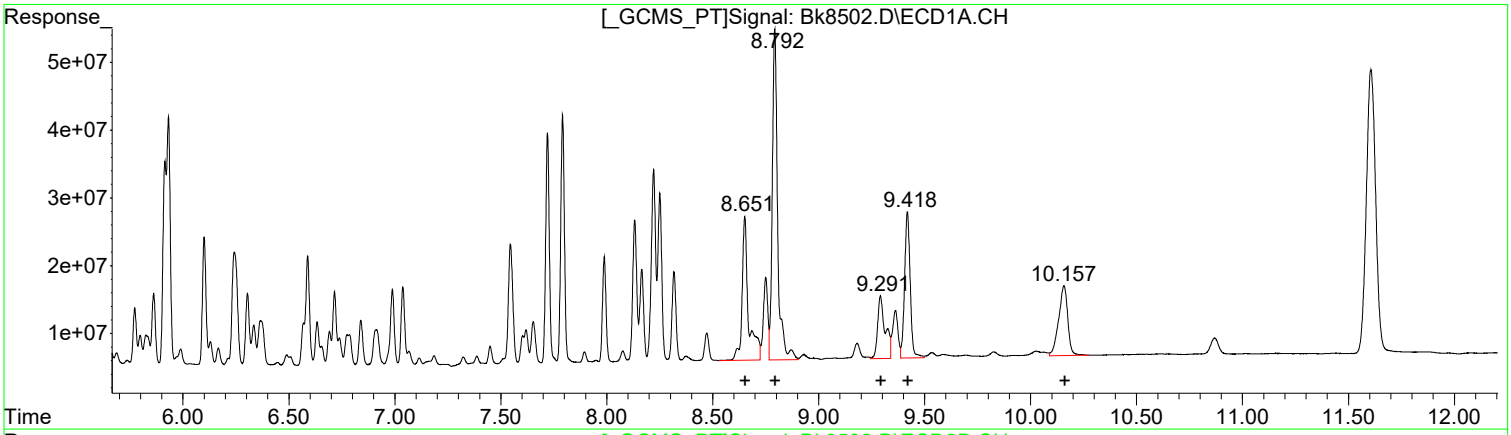

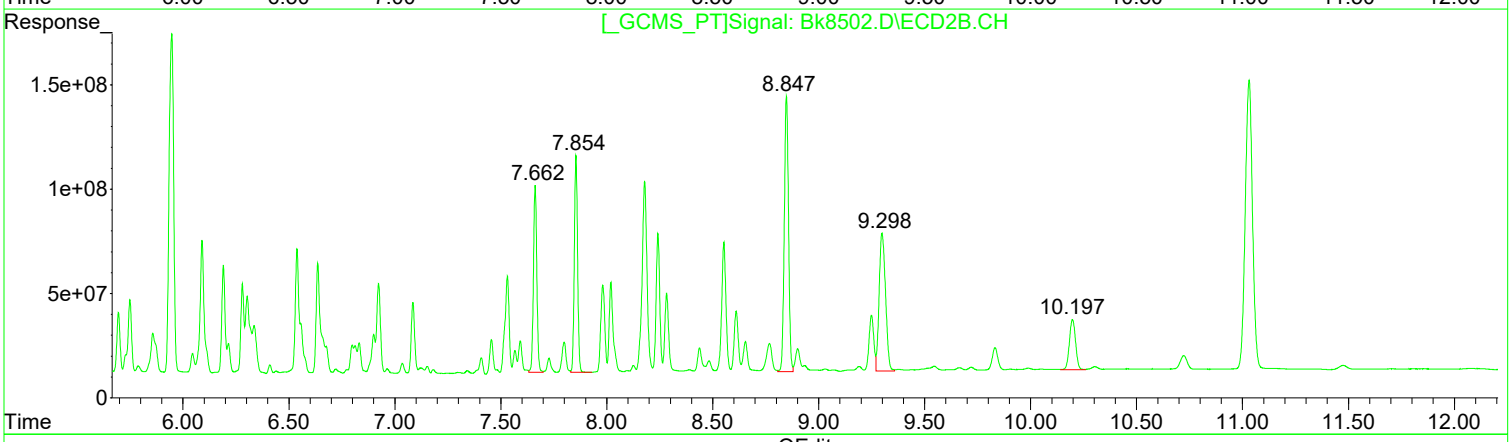

(33) PCB 1260 (L7c)

R.T.	Response	Conc
8.65	441002696	249.41
8.79	861322838	183.95
9.29	228717783	247.52
9.42	396641840	184.22
10.16	308842645	183.22

(33) PCB 1260 #2 (L7c)

R.T.	Response	Conc
7.66	992471527	154.51
7.85	1113975726	147.85
8.85	1832841755	151.27
9.30	1392145258	151.74
10.20	489537892	155.03

Manual Integration:

Before

06/21/21

(+) = Expected Retention Time

1st BA 06/21/21
2nd DM 06/22/21

Quantitation Report (Qedit)

Data Path : I:\ACQUDATA\6890G\Data\061821\
Data File : Bk8502.D
Signal(s) : Signal #1: ECD1A.CH Signal #2: ECD2B.CH
Acq On : 18 Jun 2021 11:43 pm
Operator : B.Allgeier
Sample : rq2106899-05
Misc : 381428
ALS Vial : 20 Sample Multiplier: 1

Integration File signal 1: AUTOINT1.E
Integration File signal 2: AUTOINT2.E
Quant Time: Jun 21 08:43:59 2021
Quant Method : I:\ACQUDATA\6890G\Methods\G-PCB061621.M
Quant Title : 608/8082 PCB'S
QLast Update : Thu Jun 17 11:40:39 2021
Response via : Initial Calibration
Integrator: ChemStation 6890 Scale Mode: Large solvent peaks clipped

Volume Inj. : 2uL
Signal #1 Phase : DB-1701 Signal #2 Phase: DB-17
Signal #1 Info : 0.32mm 30m Signal #2 Info : 0.32mm 30m

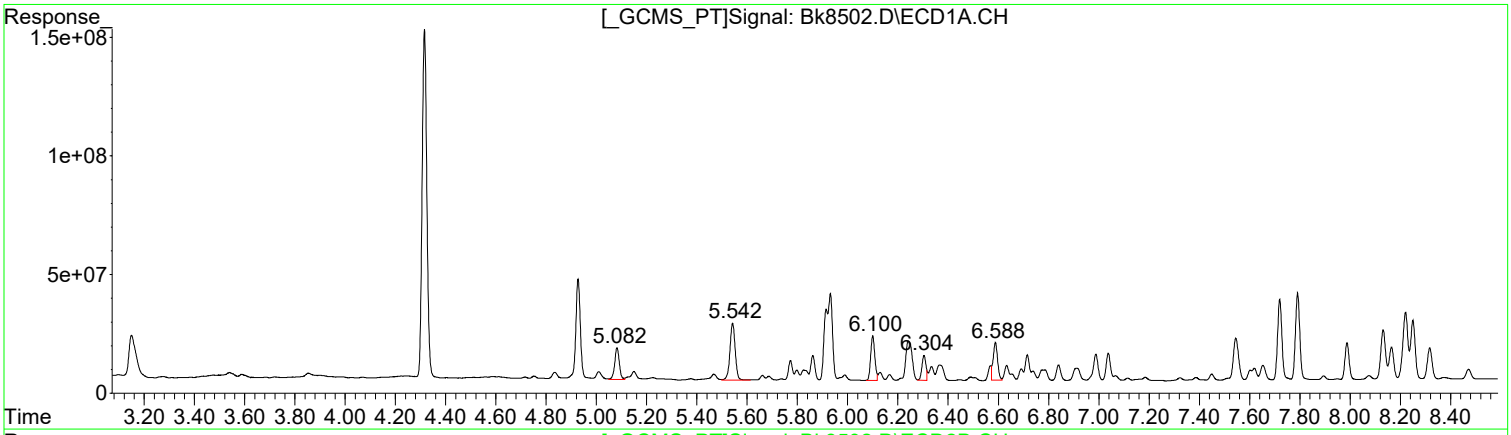

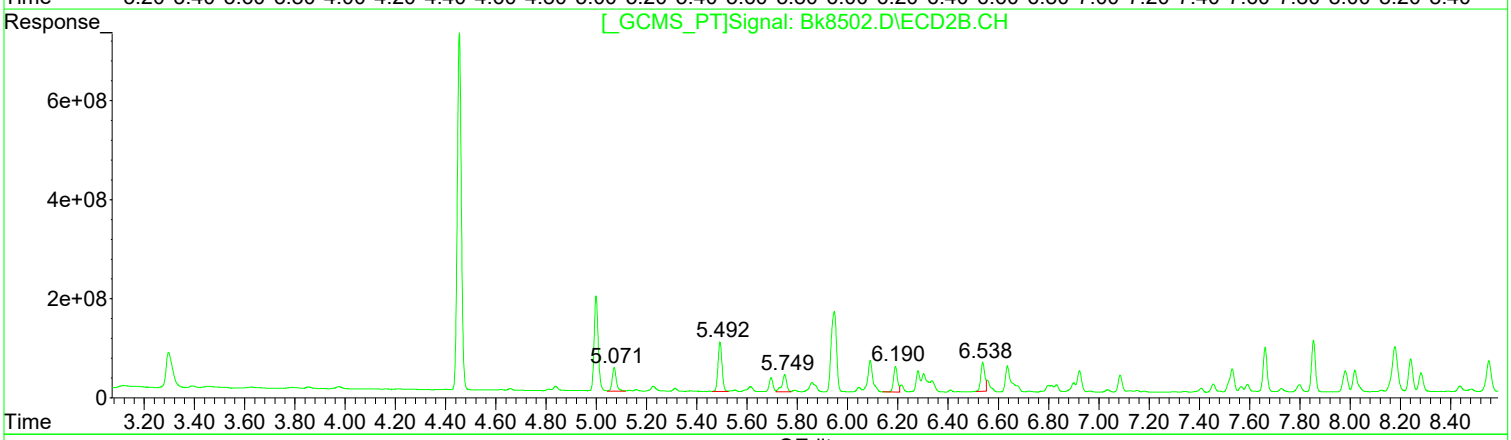

(3) PCB 1016 (L1c)

R.T.	Response	Conc
5.08	169665520	197.97
5.54	352491255	181.82
6.10	218285003	181.67
6.30	112544240	140.38
6.59	193911181	161.54

(3) PCB 1016 #2 (L1c)

R.T.	Response	Conc
5.07	537409554	150.92
5.49	1117974324	153.88
5.75	444551985	161.30
6.19	562454951	151.62
6.54	643262260	138.03

Manual Integration:

After

Poor integration.

06/21/21

(+) = Expected Retention Time

1st BA 06/21/21
2nd DM 06/22/21

Quantitation Report (Qedit)

Data Path : I:\ACQUDATA\6890G\Data\061821\
Data File : Bk8502.D
Signal(s) : Signal #1: ECD1A.CH Signal #2: ECD2B.CH
Acq On : 18 Jun 2021 11:43 pm
Operator : B.Allgeier
Sample : rq2106899-05
Misc : 381428
ALS Vial : 20 Sample Multiplier: 1

Integration File signal 1: AUTOINT1.E
Integration File signal 2: AUTOINT2.E
Quant Time: Jun 21 08:43:59 2021
Quant Method : I:\ACQUDATA\6890G\Methods\G-PCB061621.M
Quant Title : 608/8082 PCB'S
QLast Update : Thu Jun 17 11:40:39 2021
Response via : Initial Calibration
Integrator: ChemStation 6890 Scale Mode: Large solvent peaks clipped

Volume Inj. : 2uL
Signal #1 Phase : DB-1701 Signal #2 Phase: DB-17
Signal #1 Info : 0.32mm 30m Signal #2 Info : 0.32mm 30m

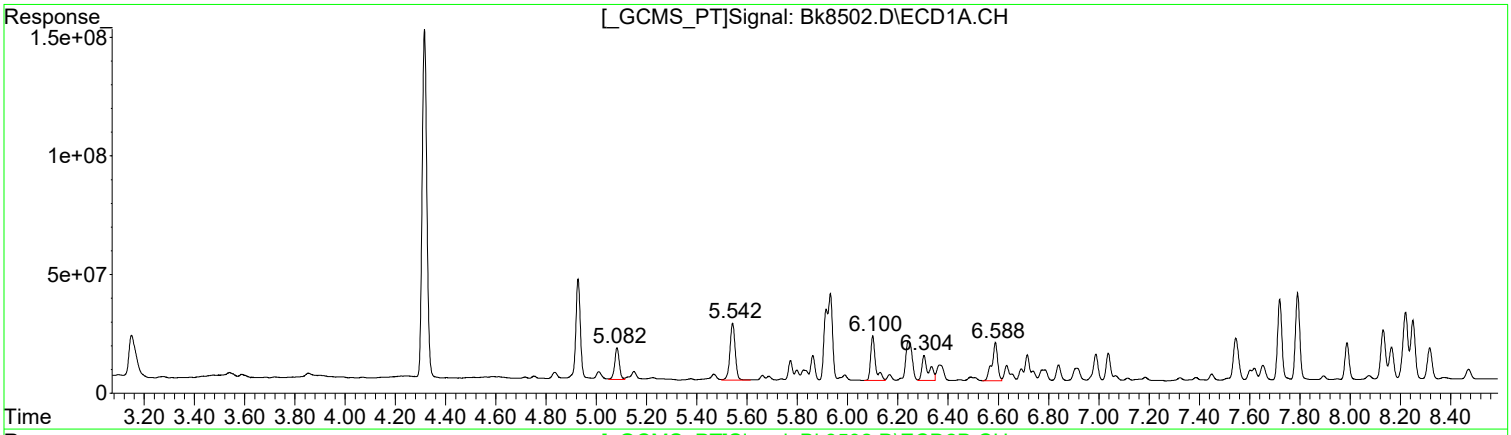

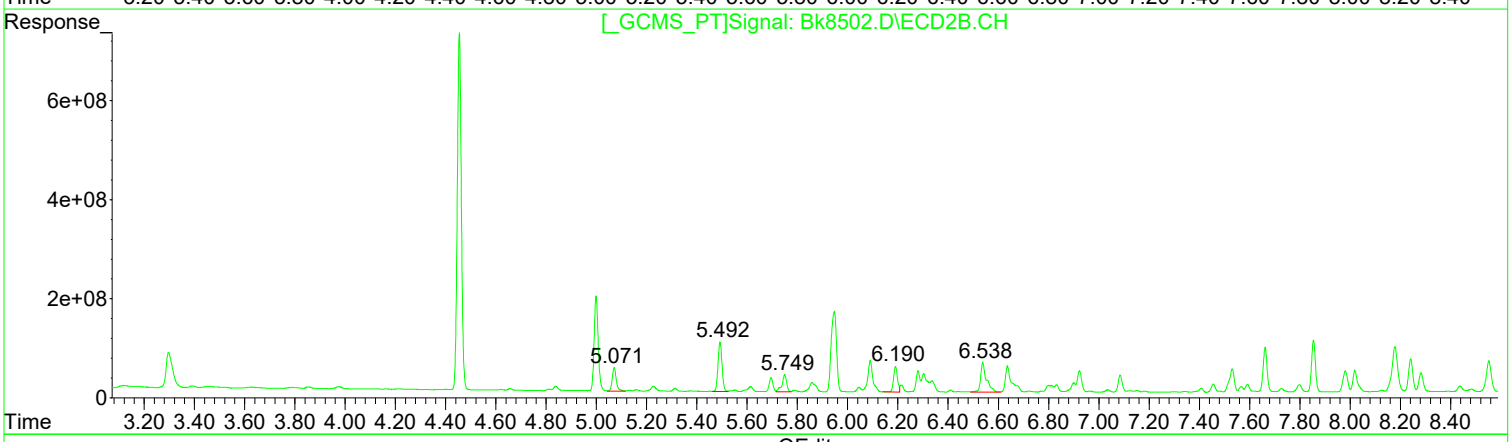

(3) PCB 1016 (L1c)

R.T.	Response	Conc
5.08	169665520	197.97
5.54	352491255	181.82
6.10	256211063	213.23
6.30	198788451	247.96
6.59	254385182	211.91

(3) PCB 1016 #2 (L1c)

R.T.	Response	Conc
5.07	537409554	150.92
5.49	1117974324	153.88
5.75	444551985	161.30
6.19	562454951	151.62
6.54	959759270	205.94

Manual Integration:

Before

06/21/21

(+) = Expected Retention Time

1st BA 06/21/21
2nd DM 06/22/21

Quantitation Report (QT Reviewed)

Data Path : I:\ACQUDATA\6890G\Data\061821\
Data File : Bk8502.D
Signal(s) : Signal #1: ECD1A.CH Signal #2: ECD2B.CH
Acq On : 18 Jun 2021 11:43 pm
Operator : B.Allgeier
Sample : rq2106899-05
Misc : 381428
ALS Vial : 20 Sample Multiplier: 1

Integration File signal 1: AUTOINT1.E
Integration File signal 2: AUTOINT2.E
Quant Time: Jun 21 08:43:59 2021
Quant Method : I:\ACQUDATA\6890G\Methods\G-PCB061621.M
Quant Title : 608/8082 PCB'S
QLast Update : Thu Jun 17 11:40:39 2021
Response via : Initial Calibration
Integrator: ChemStation 6890 Scale Mode: Large solvent peaks clipped

Volume Inj. : 2uL
Signal #1 Phase : DB-1701 Signal #2 Phase: DB-17
Signal #1 Info : 0.32mm 30m Signal #2 Info : 0.32mm 30m

Compound	RT#1	RT#2	Resp#1	Resp#2	ug/l	ug/l
System Monitoring Compounds						
1) S SURR1, TCMX	4.315	4.454	1909.1E6	8107.3E6	34.744m	31.577m
Spiked Amount 100.000 Range 30 - 150 Recovery = 34.74% 31.58%						
2) S SURR2,Dec...	11.606	11.031	1310.0E6	3347.7E6	34.140	28.768
Spiked Amount 100.000 Range 30 - 150 Recovery = 34.14% 28.77%#						
Target Compounds						
3) L1c PCB 1016	5.082	5.071	169.7E6	537.4E6	197.974	150.923
4) L1c PCB 1016{2}	5.542	5.492	352.5E6	1118.0E6	181.820	153.884
5) L1c PCB 1016{3}	6.100	5.750	218.3E6	444.6E6	181.665m	161.295
6) L1c PCB 1016{4}	6.304	6.191	112.5E6	562.5E6	140.385m	151.616
7) L1c PCB 1016{5}	6.588	6.538	193.9E6	643.3E6	161.536m	138.030m
Sum PCB 1016			1046.9E6	3305.7E6	863.379	755.748
Average PCB 1016					172.676	151.150
Sum PCB 1221			0	0	N.D.	N.D.
Average PCB 1221					0.000	0.000
Sum PCB 1232			0	0	N.D.	N.D.
Average PCB 1232					0.000	0.000
Sum PCB 1242			0	0	N.D.	N.D.
Average PCB 1242					0.000	0.000
Sum PCB 1248			0	0	N.D.	N.D.
Average PCB 1248					0.000	0.000
Sum PCB 1254			0	0	N.D.	N.D.
Average PCB 1254					0.000	0.000
33) L7c PCB 1260	8.651	7.662	311.3E6	992.5E6	176.059m	154.515
34) L7c PCB 1260{2}	8.792	7.855	839.0E6	1114.0E6	179.189m	147.855
35) L7c PCB 1260{3}	9.292	8.848	228.7E6	1832.8E6	247.521	151.274 #
36) L7C PCB 1260{4}	9.419	9.299	396.6E6	1392.1E6	184.219	151.741
37) L7C PCB 1260{5}	10.157	10.198	308.8E6	489.5E6	183.220	155.028
Sum PCB 1260			2084.5E6	5821.0E6	970.208	760.413
Average PCB 1260					194.042	152.083
Sum PCB 1268			0	0	N.D.	N.D.
Average PCB 1268					0.000	0.000
Sum PCB 1262			0	0	N.D.	N.D.
Average PCB 1262					0.000	0.000

(f)=RT Delta > 1/2 Window (#)=Amounts differ by > 25% (m)=manual int.

Quantitation Report (QT Reviewed)

Data Path : I:\ACQUDATA\6890G\Data\061821\
Data File : Bk8502.D
Signal(s) : Signal #1: ECD1A.CH Signal #2: ECD2B.CH
Acq On : 18 Jun 2021 11:43 pm
Operator : B.Allgeier
Sample : rq2106899-05
Misc : 381428
ALS Vial : 20 Sample Multiplier: 1

Integration File signal 1: AUTOINT1.E
Integration File signal 2: AUTOINT2.E
Quant Time: Jun 21 08:43:59 2021
Quant Method : I:\ACQUDATA\6890G\Methods\G-PCB061621.M
Quant Title : 608/8082 PCB'S
QLast Update : Thu Jun 17 11:40:39 2021
Response via : Initial Calibration
Integrator: ChemStation 6890 Scale Mode: Large solvent peaks clipped

Volume Inj. : 2uL
Signal #1 Phase : DB-1701 Signal #2 Phase: DB-17
Signal #1 Info : 0.32mm 30m Signal #2 Info : 0.32mm 30m

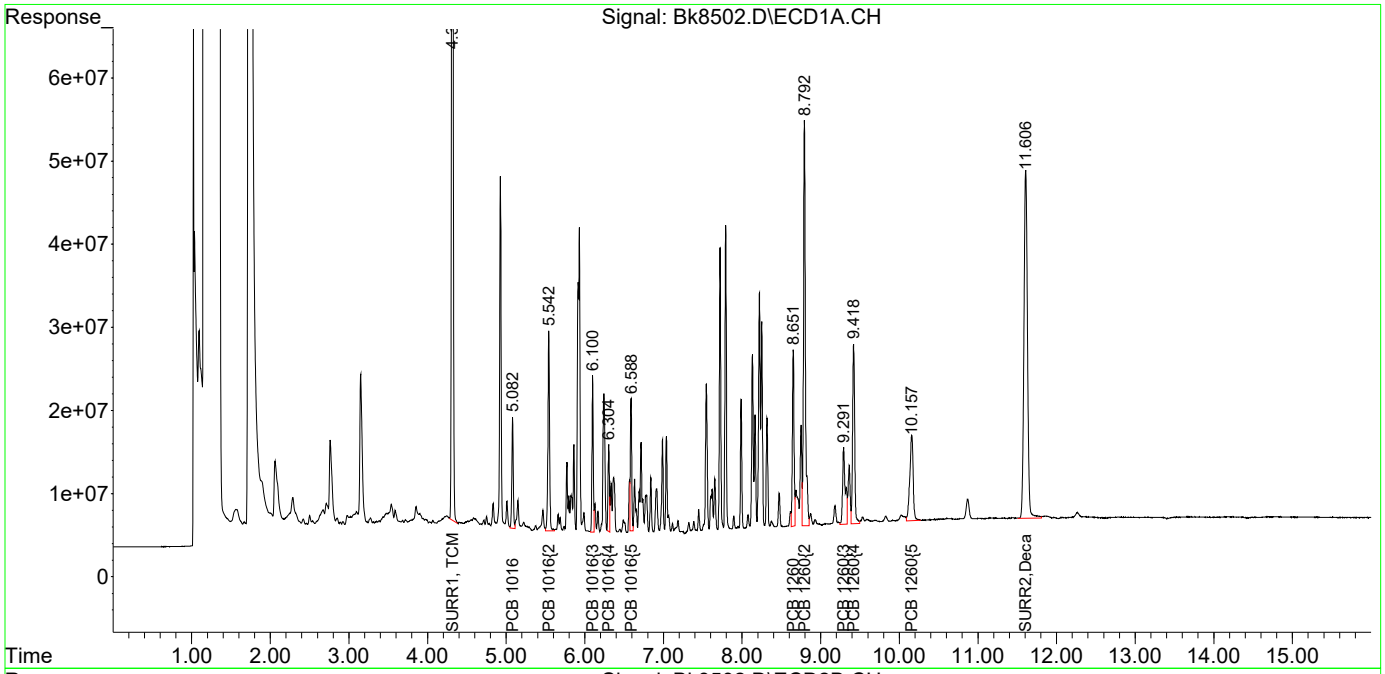

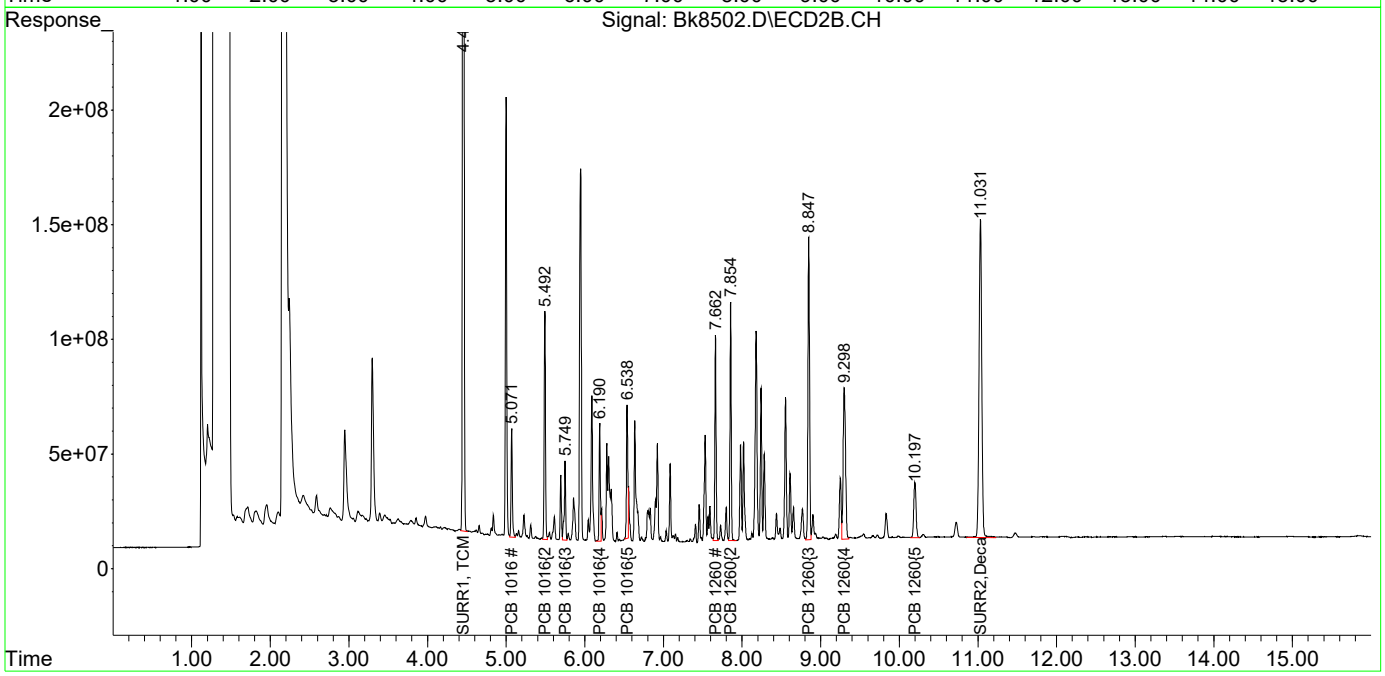

Quantitation Report (Qedit)

2nd DM 06/22/21

Data Path : I:\ACQUDATA\6890G\Data\061821\
Data File : Bk8496.D
Signal(s) : Signal #1: ECD1A.CH Signal #2: ECD2B.CH
Acq On : 18 Jun 2021 9:43 pm
Operator : B.Allgeier
Sample : ccv
Misc : 8082 m
ALS Vial : 2 Sample Multiplier: 1

Integration File signal 1: AUTOINT1.E
Integration File signal 2: AUTOINT2.E
Quant Time: Jun 21 08:30:57 2021
Quant Method : I:\ACQUDATA\6890G\Methods\G-PCB061621.M
Quant Title : 608/8082 PCB'S
QLast Update : Thu Jun 17 11:40:39 2021
Response via : Initial Calibration
Integrator: ChemStation 6890 Scale Mode: Large solvent peaks clipped

Volume Inj. : 2uL
Signal #1 Phase : DB-1701 Signal #2 Phase: DB-17
Signal #1 Info : 0.32mm 30m Signal #2 Info : 0.32mm 30m

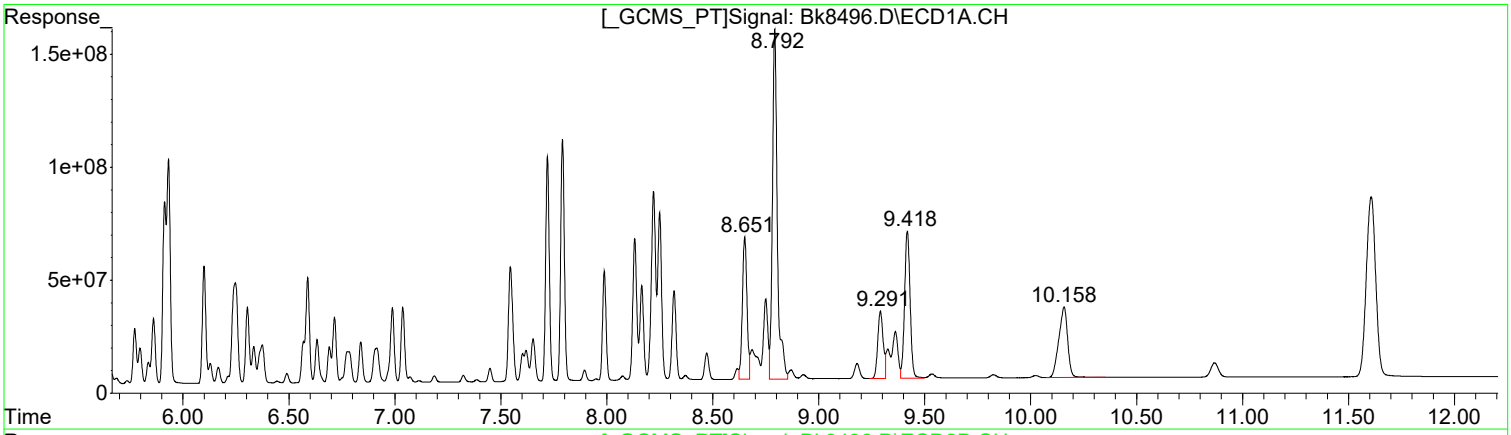

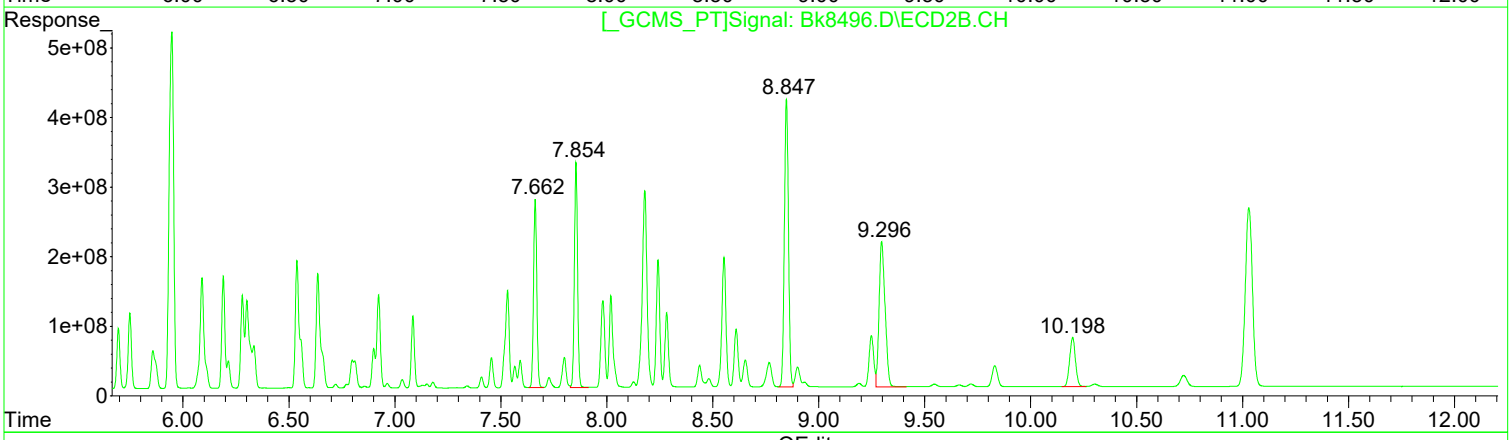

QEdit

(33) PCB 1260 (L7c)

R.T.	Response	Conc
8.65	944859143	534.37
8.79	2515260345	537.18
9.29	528705959	572.17
9.42	1185442813	550.57
10.16	908095995	538.73

(33) PCB 1260 #2 (L7c)

R.T.	Response	Conc
7.66	2915188449	453.86
7.85	3407510697	452.27
8.85	5528545879	456.30
9.30	4118174432	448.87
10.20	1364681025	432.17

Manual Integration:

After

Poor integration.

06/22/21

(+) = Expected Retention Time

1st BA 06/21/21
2nd DM 06/22/21

Quantitation Report (Qedit)

Data Path : I:\ACQUDATA\6890G\Data\061821\
Data File : Bk8496.D
Signal(s) : Signal #1: ECD1A.CH Signal #2: ECD2B.CH
Acq On : 18 Jun 2021 9:43 pm
Operator : B.Allgeier
Sample : ccv
Misc : 8082 m
ALS Vial : 2 Sample Multiplier: 1

Integration File signal 1: AUTOINT1.E
Integration File signal 2: AUTOINT2.E
Quant Time: Jun 21 08:30:57 2021
Quant Method : I:\ACQUDATA\6890G\Methods\G-PCB061621.M
Quant Title : 608/8082 PCB'S
QLast Update : Thu Jun 17 11:40:39 2021
Response via : Initial Calibration
Integrator: ChemStation 6890 Scale Mode: Large solvent peaks clipped

Volume Inj. : 2uL
Signal #1 Phase : DB-1701 Signal #2 Phase: DB-17
Signal #1 Info : 0.32mm 30m Signal #2 Info : 0.32mm 30m

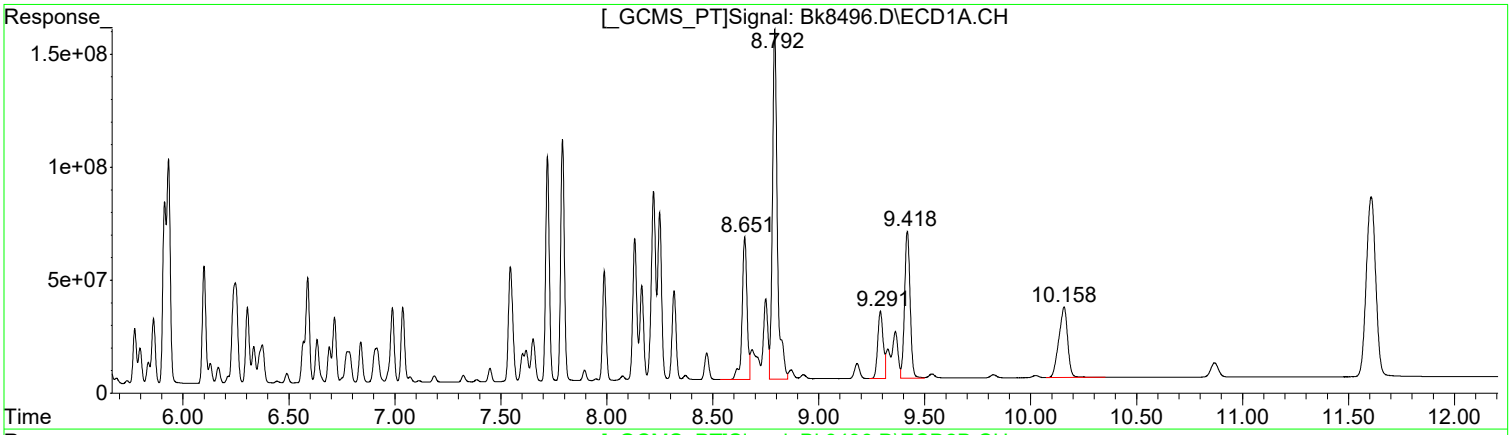

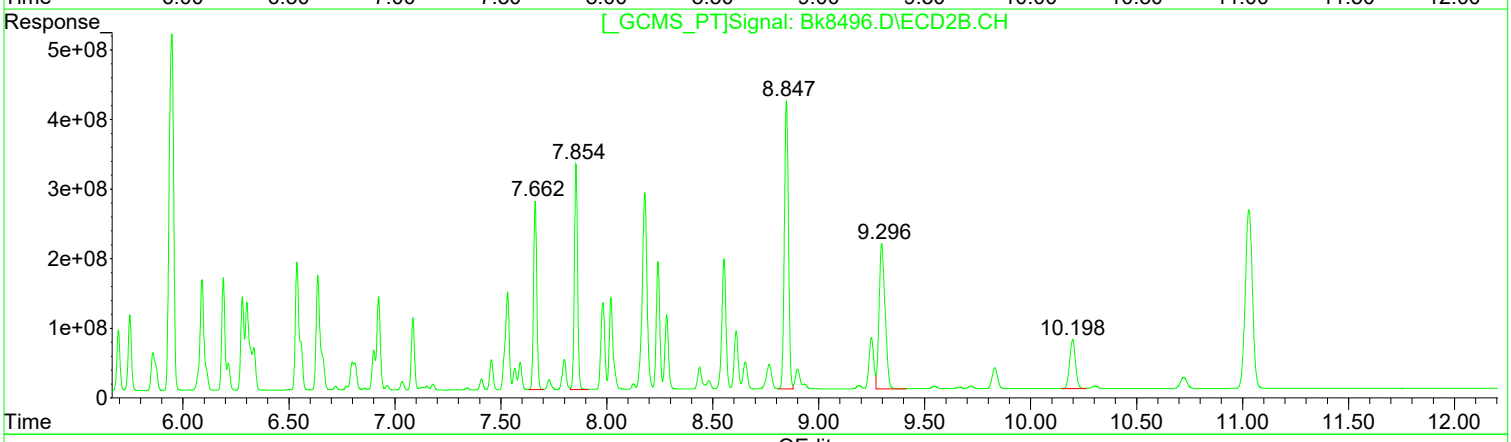

QEdit

(33) PCB 1260 (L7c)

R.T.	Response	Conc
8.65	1011444807	572.03
8.79	2515260345	537.18
9.29	528705959	572.17
9.42	1185442813	550.57
10.16	908095995	538.73

(33) PCB 1260 #2 (L7c)

R.T.	Response	Conc
7.66	2915188449	453.86
7.85	3407510697	452.27
8.85	5528545879	456.30
9.30	4118174432	448.87
10.20	1364681025	432.17

Manual Integration:

Before

06/21/21

(+) = Expected Retention Time

1st BA 06/21/21
2nd DM 06/22/21

Quantitation Report (Qedit)

Data Path : I:\ACQUDATA\6890G\Data\061821\
Data File : Bk8496.D
Signal(s) : Signal #1: ECD1A.CH Signal #2: ECD2B.CH
Acq On : 18 Jun 2021 9:43 pm
Operator : B.Allgeier
Sample : ccv
Misc : 8082 m
ALS Vial : 2 Sample Multiplier: 1

Integration File signal 1: AUTOINT1.E
Integration File signal 2: AUTOINT2.E
Quant Time: Jun 21 08:30:57 2021
Quant Method : I:\ACQUDATA\6890G\Methods\G-PCB061621.M
Quant Title : 608/8082 PCB'S
QLast Update : Thu Jun 17 11:40:39 2021
Response via : Initial Calibration
Integrator: ChemStation 6890 Scale Mode: Large solvent peaks clipped

Volume Inj. : 2uL
Signal #1 Phase : DB-1701 Signal #2 Phase: DB-17
Signal #1 Info : 0.32mm 30m Signal #2 Info : 0.32mm 30m

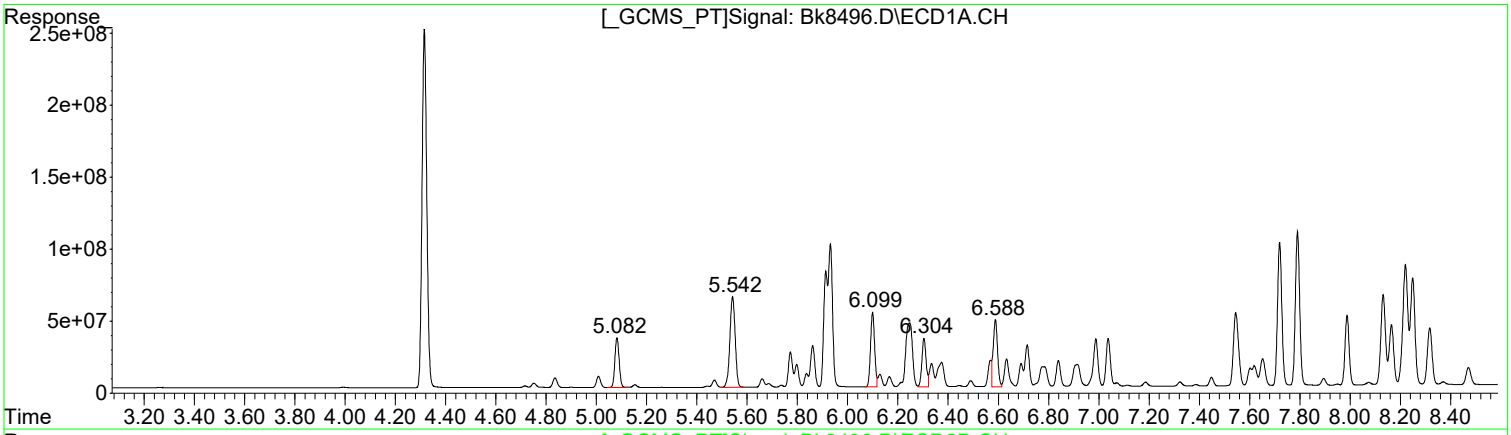

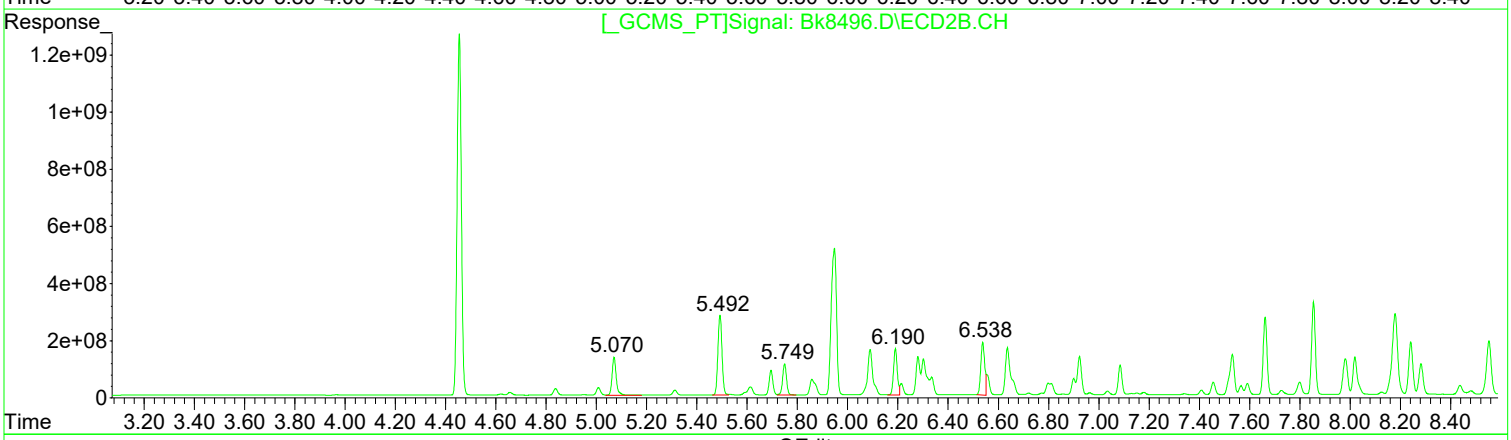

(3) PCB 1016 (L1c)

R.T.	Response	Conc
5.08	411067558	479.65
5.54	928605848	478.99
6.10	582394188	484.69
6.30	395161298	492.91
6.59	564116755	469.93

(3) PCB 1016 #2 (L1c)

R.T.	Response	Conc
5.07	1546464014	434.30
5.49	3199149112	440.35
5.75	1188724883	431.30
6.19	1685418591	454.32
6.54	1980346442	424.94

Manual Integration:

After

Poor integration.

06/21/21

(+) = Expected Retention Time

1st BA 06/21/21
2nd DM 06/22/21

Quantitation Report (Qedit)

Data Path : I:\ACQUDATA\6890G\Data\061821\
Data File : Bk8496.D
Signal(s) : Signal #1: ECD1A.CH Signal #2: ECD2B.CH
Acq On : 18 Jun 2021 9:43 pm
Operator : B.Allgeier
Sample : ccv
Misc : 8082 m
ALS Vial : 2 Sample Multiplier: 1

Integration File signal 1: AUTOINT1.E
Integration File signal 2: AUTOINT2.E
Quant Time: Jun 21 08:30:57 2021
Quant Method : I:\ACQUDATA\6890G\Methods\G-PCB061621.M
Quant Title : 608/8082 PCB'S
QLast Update : Thu Jun 17 11:40:39 2021
Response via : Initial Calibration
Integrator: ChemStation 6890 Scale Mode: Large solvent peaks clipped

Volume Inj. : 2uL
Signal #1 Phase : DB-1701 Signal #2 Phase: DB-17
Signal #1 Info : 0.32mm 30m Signal #2 Info : 0.32mm 30m

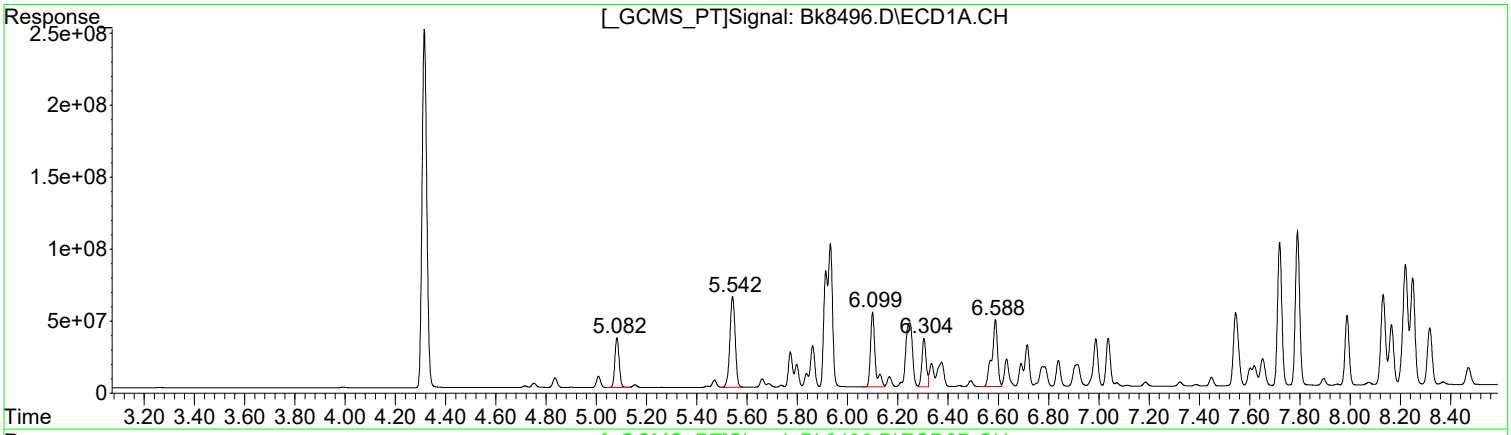

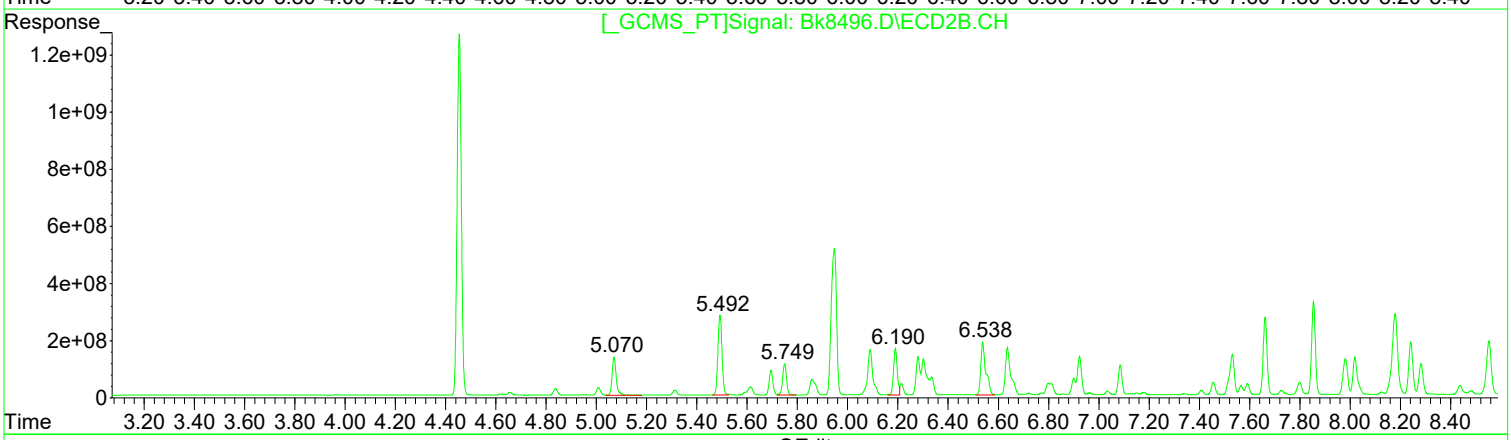

(3) PCB 1016 (L1c)

R.T.	Response	Conc
5.08	411067558	479.65
5.54	928605848	478.99
6.10	690283603	574.48
6.30	395161298	492.91
6.59	731800335	609.62

(3) PCB 1016 #2 (L1c)

R.T.	Response	Conc
5.07	1546464014	434.30
5.49	3199149112	440.35
5.75	1188724883	431.30
6.19	1685418591	454.32
6.54	2610417247	560.14

Manual Integration:

Before

06/21/21

(+) = Expected Retention Time

1st BA 06/21/21
2nd DM 06/22/21

Evaluate Continuing Calibration Report

Data Path : I:\ACQUDATA\6890G\Data\061821\
Data File : Bk8496.D
Signal(s) : Signal #1: ECD1A.CH Signal #2: ECD2B.CH
Acq On : 18 Jun 2021 9:43 pm
Operator : B.Allgeier
Sample : ccv
Misc : 8082 m
ALS Vial : 2 Sample Multiplier: 1

Integration File signal 1: AUTOINT1.E
Integration File signal 2: AUTOINT2.E
Quant Time: Jun 21 08:30:57 2021
Quant Method : I:\ACQUDATA\6890G\Methods\G-PCB061621.M
Quant Title : 608/8082 PCB'S
QLast Update : Thu Jun 17 11:40:39 2021
Response via : Initial Calibration
Integrator: ChemStation 6890 Scale Mode: Large solvent peaks clipped

Volume Inj. : 2uL
Signal #1 Phase : DB-1701 Signal #2 Phase: DB-17
Signal #1 Info : 0.32mm 30m Signal #2 Info : 0.32mm 30m

Min. RRF : 0.000 Min. Rel. Area : 50% Max. R.T. Dev 0.50min
Max. RRF Dev : 20% Max. Rel. Area : 150%

	Compound	Amount	Calc.	%Dev	Area%	Dev(Min)
1 S	SURR1, TCMX	60.000	59.623	0.6	100	0.00
2 S	SURR2,Decachlorobiphenyl	60.000	65.216	-8.7	111	0.00
3 L1c	PCB 1016	500.000	479.653	4.1	101	0.00
4 L1c	PCB 1016{2}	500.000	478.987	4.2	101	0.00
5 L1c	PCB 1016{3}	500.000	484.691	3.1	101	0.00
6 L1c	PCB 1016{4}	500.000	492.914	1.4	102	0.00
7 L1c	PCB 1016{5}	500.000	469.932	6.0	99	0.00
33 L7c	PCB 1260	500.000	534.375	-6.9	113	0.00
34 L7c	PCB 1260{2}	500.000	537.179	-7.4	111	0.00
35 L7c	PCB 1260{3}	500.000	572.172	-14.4	117	0.00
36 L7C	PCB 1260{4}	500.000	550.574	-10.1	112	0.00
37 L7C	PCB 1260{5}	500.000	538.725	-7.7	110	0.00

Signal #2

1 S	SURR1, TCMX	60.000	57.980	3.4	91	0.00
2 S	SURR2,Decachlorobiphenyl	60.000	52.074	13.2	86	-0.01
3 L1c	PCB 1016	500.000	434.300	13.1	90	0.00
4 L1c	PCB 1016{2}	500.000	440.348	11.9	90	0.00
5 L1c	PCB 1016{3}	500.000	431.301	13.7	89	0.00
6 L1c	PCB 1016{4}	500.000	454.323	9.1	90	0.00
7 L1c	PCB 1016{5}	500.000	424.940	15.0	92	0.00
33 L7c	PCB 1260	500.000	453.857	9.2	91	0.00
34 L7c	PCB 1260{2}	500.000	452.270	9.5	91	0.00
35 L7c	PCB 1260{3}	500.000	456.300	8.7	89	0.00
36 L7C	PCB 1260{4}	500.000	448.873	10.2	89	0.00
37 L7C	PCB 1260{5}	500.000	432.170	13.6	89	0.00

Evaluate Continuing Calibration Report - Not Founds

8 L2c	PCB 1221	500.000	0.000	100.0#	0	-4.72#
9 L2c	PCB 1221{2}	500.000	0.000	100.0#	0	-4.75#
10 L2c	PCB 1221{3}	500.000	0.000	100.0#	0	-4.83#
11 L2c	PCB 1221{4}	500.000	0.000	100.0#	0	-5.01#
12 L2c	PCB 1221{5}	500.000	0.000	100.0#	0	-5.08#
13 L3c	PCB 1232	500.000	0.000	100.0#	0	-4.84#
14 L3c	PCB 1232{2}	500.000	0.000	100.0#	0	-5.08#
15 L3c	PCB 1232{3}	500.000	0.000	100.0#	0	-5.54#
16 L3c	PCB 1232{4}	500.000	0.000	100.0#	0	-5.86#
17 L3c	PCB 1232{5}	500.000	0.000	100.0#	0	-6.10#
18 L4c	PCB 1242	500.000	0.000	100.0#	0	-5.09#
19 L4c	PCB 1242{2}	500.000	0.000	100.0#	0	-5.55#
20 L4c	PCB 1242{3}	500.000	0.000	100.0#	0	-6.59#
21 L4c	PCB 1242{4}	500.000	0.000	100.0#	0	-6.84#

1st BA 06/21/21
2nd DM 06/22/21

Data Path : I:\ACQUDATA\6890G\Data\061821\
Data File : Bk8496.D
Signal(s) : Signal #1: ECD1A.CH Signal #2: ECD2B.CH
Acq On : 18 Jun 2021 9:43 pm
Operator : B.Allgeier
Sample : ccv
Misc : 8082 m
ALS Vial : 2 Sample Multiplier: 1

Integration File signal 1: AUTOINT1.E
Integration File signal 2: AUTOINT2.E
Quant Time: Jun 21 08:30:57 2021
Quant Method : I:\ACQUDATA\6890G\Methods\G-PCB061621.M
Quant Title : 608/8082 PCB'S
QLast Update : Thu Jun 17 11:40:39 2021
Response via : Initial Calibration
Integrator: ChemStation 6890 Scale Mode: Large solvent peaks clipped

Volume Inj. : 2uL
Signal #1 Phase : DB-1701 Signal #2 Phase: DB-17
Signal #1 Info : 0.32mm 30m Signal #2 Info : 0.32mm 30m

Min. RRF : 0.000 Min. Rel. Area : 50% Max. R.T. Dev 0.50min
Max. RRF Dev : 20% Max. Rel. Area : 150%

	Compound	Amount	Calc.	%Dev	Area%	Dev(Min)
22	L4c PCB 1242{5}	500.000	0.000	100.0#	0	-6.91#
23	L5c PCB 1248	500.000	0.000	100.0#	0	-5.54#
24	L5c PCB 1248{2}	500.000	0.000	100.0#	0	-6.25#
25	L5c PCB 1248{3}	500.000	0.000	100.0#	0	-6.30#
26	L5c PCB 1248{4}	500.000	0.000	100.0#	0	-6.59#
27	L5c PCB 1248{5}	500.000	0.000	100.0#	0	-6.84#
28	L6c PCB 1254	500.000	0.000	100.0#	0	-7.04#
29	L6c PCB 1254{2}	500.000	0.000	100.0#	0	-7.45#
30	L6c PCB 1254{3}	500.000	0.000	100.0#	0	-7.56#
31	L6c PCB 1254{4}	500.000	0.000	100.0#	0	-8.22#
32	L6c PCB 1254{5}	500.000	0.000	100.0#	0	-8.71#
38	L8C PCB 1268	500.000	0.000	100.0	0	-8.25#
39	L8C PCB 1268{2}	500.000	0.000	100.0	0	-8.62#
40	L8C PCB 1268{3}	500.000	0.000	100.0	0	-9.36#
41	L8C PCB 1268{4}	500.000	0.000	100.0	0	-9.83#
42	L8C PCB 1268{5}	500.000	0.000	100.0	0	-10.17#
43	L9C PCB 1262	500.000	0.000	100.0	0	-7.55#
44	L9C PCB 1262{2}	500.000	0.000	100.0	0	-7.79#
45	L9C PCB 1262{3}	500.000	0.000	100.0	0	-8.25#
46	L9C PCB 1262{4}	500.000	0.000	100.0	0	-9.29#
47	L9C PCB 1262{5}	500.000	0.000	100.0	0	-10.16#

Signal #2

8	L2c PCB 1221	500.000	0.000	100.0#	0	-4.62#
9	L2c PCB 1221{2}	500.000	0.000	100.0#	0	-4.66#
10	L2c PCB 1221{3}	500.000	0.000	100.0#	0	-5.01#
11	L2c PCB 1221{4}	500.000	0.000	100.0#	0	-5.07#
12	L2c PCB 1221{5}	500.000	0.000	100.0#	0	-5.61#
13	L3c PCB 1232	500.000	0.000	100.0#	0	-5.07#
14	L3c PCB 1232{2}	500.000	0.000	100.0#	0	-5.49#
15	L3c PCB 1232{3}	500.000	0.000	100.0#	0	-5.95#
16	L3c PCB 1232{4}	500.000	0.000	100.0#	0	-6.09#
17	L3c PCB 1232{5}	500.000	0.000	100.0#	0	-6.54#
18	L4c PCB 1242	500.000	0.000	100.0#	0	-5.07#
19	L4c PCB 1242{2}	500.000	0.000	100.0#	0	-5.50#
20	L4c PCB 1242{3}	500.000	0.000	100.0#	0	-5.95#
21	L4c PCB 1242{4}	500.000	0.000	100.0#	0	-6.90#
22	L4c PCB 1242{5}	500.000	0.000	100.0#	0	-6.93#
23	L5c PCB 1248	500.000	0.000	100.0#	0	-5.49#
24	L5c PCB 1248{2}	500.000	0.000	100.0#	0	-5.95#
25	L5c PCB 1248{3}	500.000	0.000	100.0#	0	-6.54#
26	L5c PCB 1248{4}	500.000	0.000	100.0#	0	-6.90#
27	L5c PCB 1248{5}	500.000	0.000	100.0#	0	-6.93#

1st BA 06/21/21
2nd DM 06/22/21

Evaluate Continuing Calibration Report

Data Path : I:\ACQUDATA\6890G\Data\061821\
Data File : Bk8496.D
Signal(s) : Signal #1: ECD1A.CH Signal #2: ECD2B.CH
Acq On : 18 Jun 2021 9:43 pm
Operator : B.Allgeier
Sample : ccv
Misc : 8082 m
ALS Vial : 2 Sample Multiplier: 1

Integration File signal 1: AUTOINT1.E
Integration File signal 2: AUTOINT2.E
Quant Time: Jun 21 08:30:57 2021
Quant Method : I:\ACQUDATA\6890G\Methods\G-PCB061621.M
Quant Title : 608/8082 PCB'S
QLast Update : Thu Jun 17 11:40:39 2021
Response via : Initial Calibration
Integrator: ChemStation 6890 Scale Mode: Large solvent peaks clipped

Volume Inj. : 2uL
Signal #1 Phase : DB-1701 Signal #2 Phase: DB-17
Signal #1 Info : 0.32mm 30m Signal #2 Info : 0.32mm 30m

Min. RRF : 0.000 Min. Rel. Area : 50% Max. R.T. Dev 0.50min
Max. RRF Dev : 20% Max. Rel. Area : 150%

	Compound	Amount	Calc.	%Dev	Area%	Dev(Min)
28	L6c PCB 1254	500.000	0.000	100.0#	0	-7.34#
29	L6c PCB 1254{2}	500.000	0.000	100.0#	0	-7.41#
30	L6c PCB 1254{3}	500.000	0.000	100.0#	0	-7.52#
31	L6c PCB 1254{4}	500.000	0.000	100.0#	0	-7.73#
32	L6c PCB 1254{5}	500.000	0.000	100.0#	0	-8.18#
38	L8C PCB 1268	500.000	0.000	100.0	0	-8.25#
39	L8C PCB 1268{2}	500.000	0.000	100.0	0	-8.49#
40	L8C PCB 1268{3}	500.000	0.000	100.0	0	-9.26#
41	L8C PCB 1268{4}	500.000	0.000	100.0	0	-9.32#
42	L8C PCB 1268{5}	500.000	0.000	100.0	0	-10.21#
43	L9C PCB 1262	500.000	0.000	100.0	0	-7.54#
44	L9C PCB 1262{2}	500.000	0.000	100.0	0	-7.67#
45	L9C PCB 1262{3}	500.000	0.000	100.0	0	-8.25#
46	L9C PCB 1262{4}	500.000	0.000	100.0	0	-8.85#
47	L9C PCB 1262{5}	500.000	0.000	100.0	0	-10.21#

(#) = Out of Range SPCC's out = 0 CCC's out = 50

1st BA 06/21/21
2nd DM 06/22/21

Quantitation Report (QT Reviewed)

Data Path : I:\ACQUDATA\6890G\Data\061821\
Data File : Bk8496.D
Signal(s) : Signal #1: ECD1A.CH Signal #2: ECD2B.CH
Acq On : 18 Jun 2021 9:43 pm
Operator : B.Allgeier
Sample : ccv
Misc : 8082 m
ALS Vial : 2 Sample Multiplier: 1

Integration File signal 1: AUTOINT1.E
Integration File signal 2: AUTOINT2.E
Quant Time: Jun 21 08:30:57 2021
Quant Method : I:\ACQUDATA\6890G\Methods\G-PCB061621.M
Quant Title : 608/8082 PCB'S
QLast Update : Thu Jun 17 11:40:39 2021
Response via : Initial Calibration
Integrator: ChemStation 6890 Scale Mode: Large solvent peaks clipped

Volume Inj. : 2uL
Signal #1 Phase : DB-1701 Signal #2 Phase: DB-17
Signal #1 Info : 0.32mm 30m Signal #2 Info : 0.32mm 30m

Compound	RT#1	RT#2	Resp#1	Resp#2	ug/l	ug/l
System Monitoring Compounds						
1) S SURR1, TCMX	4.315	4.455	3276.2E6	14886.3E6	59.623	57.980
Spiked Amount 100.000 Range 30 - 150 Recovery = 59.62% 57.98%						
2) S SURR2,Dec...	11.607	11.030	2502.5E6	6059.9E6	65.216	52.074
Spiked Amount 100.000 Range 30 - 150 Recovery = 65.22% 52.07%						
Target Compounds						
3) L1c PCB 1016	5.082	5.071	411.1E6	1546.5E6	479.653	434.300
4) L1c PCB 1016{2}	5.542	5.492	928.6E6	3199.1E6	478.987	440.348
5) L1c PCB 1016{3}	6.099	5.750	582.4E6	1188.7E6	484.691m	431.301
6) L1c PCB 1016{4}	6.304	6.191	395.2E6	1685.4E6	492.914	454.323
7) L1c PCB 1016{5}	6.588	6.537	564.1E6	1980.3E6	469.932m	424.940m
Sum PCB 1016			2881.3E6	9600.1E6	2406.177	2185.212
Average PCB 1016					481.235	437.042
Sum PCB 1221			0	0	N.D.	N.D.
Average PCB 1221					0.000	0.000
Sum PCB 1232			0	0	N.D.	N.D.
Average PCB 1232					0.000	0.000
Sum PCB 1242			0	0	N.D.	N.D.
Average PCB 1242					0.000	0.000
Sum PCB 1248			0	0	N.D.	N.D.
Average PCB 1248					0.000	0.000
Sum PCB 1254			0	0	N.D.	N.D.
Average PCB 1254					0.000	0.000
33) L7c PCB 1260	8.651	7.662	944.9E6	2915.2E6	534.375m	453.857
34) L7c PCB 1260{2}	8.793	7.855	2515.3E6	3407.5E6	537.179	452.270
35) L7c PCB 1260{3}	9.291	8.848	528.7E6	5528.5E6	572.172	456.300
36) L7C PCB 1260{4}	9.418	9.297	1185.4E6	4118.2E6	550.574	448.873
37) L7C PCB 1260{5}	10.158	10.199	908.1E6	1364.7E6	538.725	432.170
Sum PCB 1260			6082.4E6	17334.1E6	2733.025	2243.469
Average PCB 1260					546.605	448.694
Sum PCB 1268			0	0	N.D.	N.D.
Average PCB 1268					0.000	0.000
Sum PCB 1262			0	0	N.D.	N.D.
Average PCB 1262					0.000	0.000

(f)=RT Delta > 1/2 Window (#)=Amounts differ by > 25% (m)=manual int.

1st BA 06/21/21
2nd DM 06/22/21

Quantitation Report (QT Reviewed)

Data Path : I:\ACQUDATA\6890G\Data\061821\
Data File : Bk8496.D
Signal(s) : Signal #1: ECD1A.CH Signal #2: ECD2B.CH
Acq On : 18 Jun 2021 9:43 pm
Operator : B.Allgeier
Sample : ccv
Misc : 8082 m
ALS Vial : 2 Sample Multiplier: 1

Integration File signal 1: AUTOINT1.E
Integration File signal 2: AUTOINT2.E
Quant Time: Jun 21 08:30:57 2021
Quant Method : I:\ACQUDATA\6890G\Methods\G-PCB061621.M
Quant Title : 608/8082 PCB'S
QLast Update : Thu Jun 17 11:40:39 2021
Response via : Initial Calibration
Integrator: ChemStation 6890 Scale Mode: Large solvent peaks clipped

Volume Inj. : 2uL
Signal #1 Phase : DB-1701 Signal #2 Phase: DB-17
Signal #1 Info : 0.32mm 30m Signal #2 Info : 0.32mm 30m

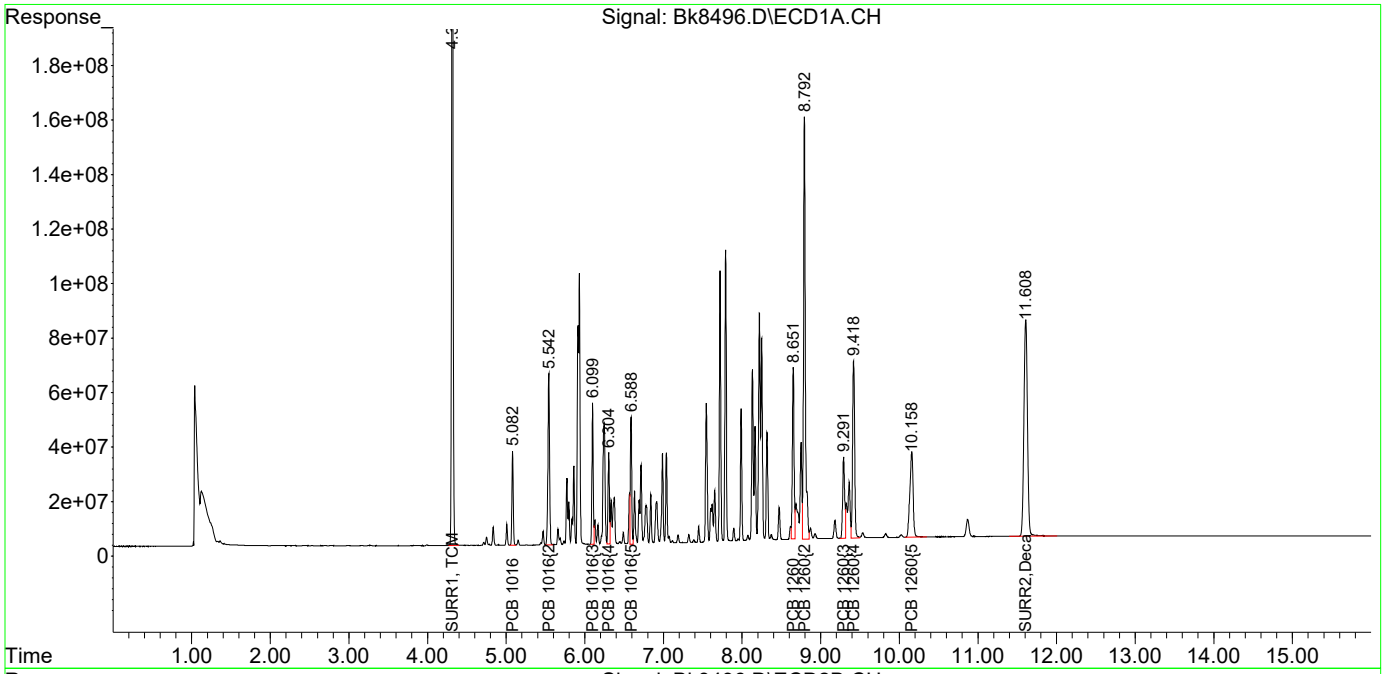

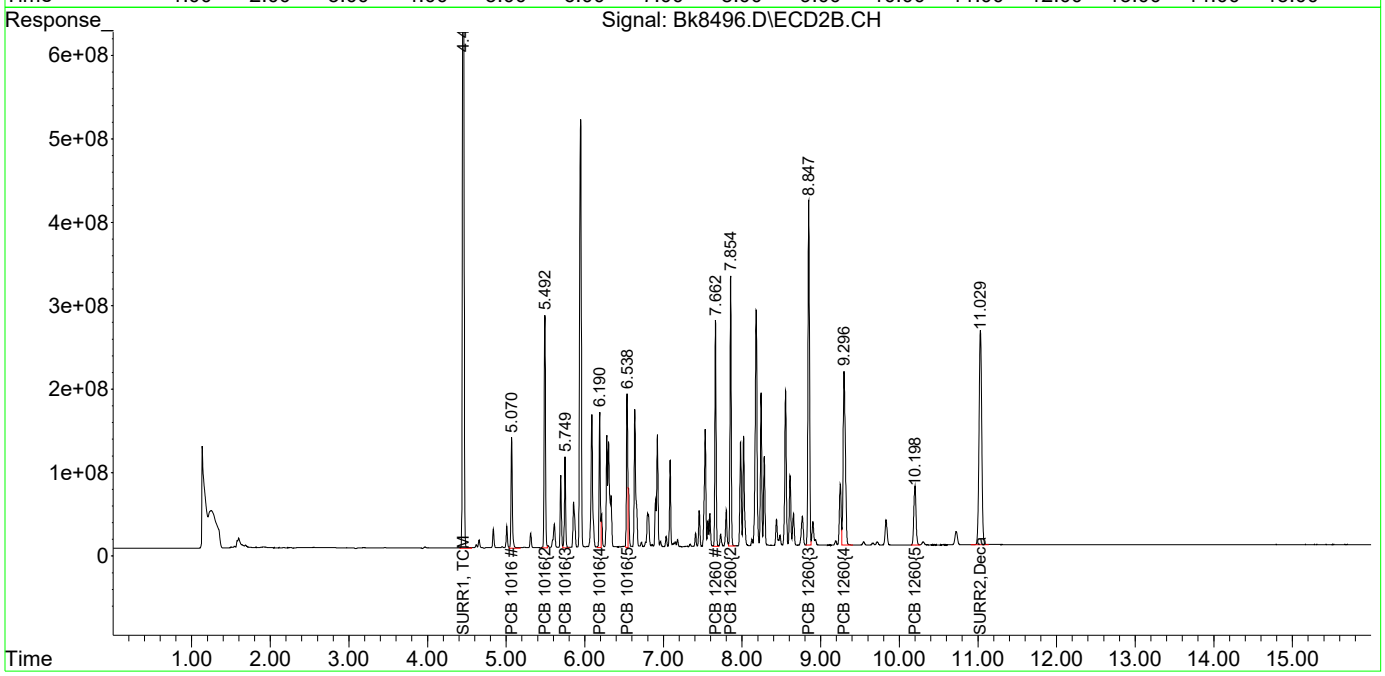

1st BA 06/21/21
2nd DM 06/22/21

Quantitation Report (Qedit)

Data Path : I:\ACQUDATA\6890G\Data\061821\
Data File : Bk8508.D
Signal(s) : Signal #1: ECD1A.CH Signal #2: ECD2B.CH
Acq On : 19 Jun 2021 1:40 am
Operator : B.Allgeier
Sample : ccv
Misc : 8082 m
ALS Vial : 2 Sample Multiplier: 1

Integration File signal 1: AUTOINT1.E
Integration File signal 2: AUTOINT2.E
Quant Time: Jun 21 08:35:01 2021
Quant Method : I:\ACQUDATA\6890G\Methods\G-PCB061621.M
Quant Title : 608/8082 PCB'S
QLast Update : Thu Jun 17 11:40:39 2021
Response via : Initial Calibration
Integrator: ChemStation 6890 Scale Mode: Large solvent peaks clipped

Volume Inj. : 2uL
Signal #1 Phase : DB-1701 Signal #2 Phase: DB-17
Signal #1 Info : 0.32mm 30m Signal #2 Info : 0.32mm 30m

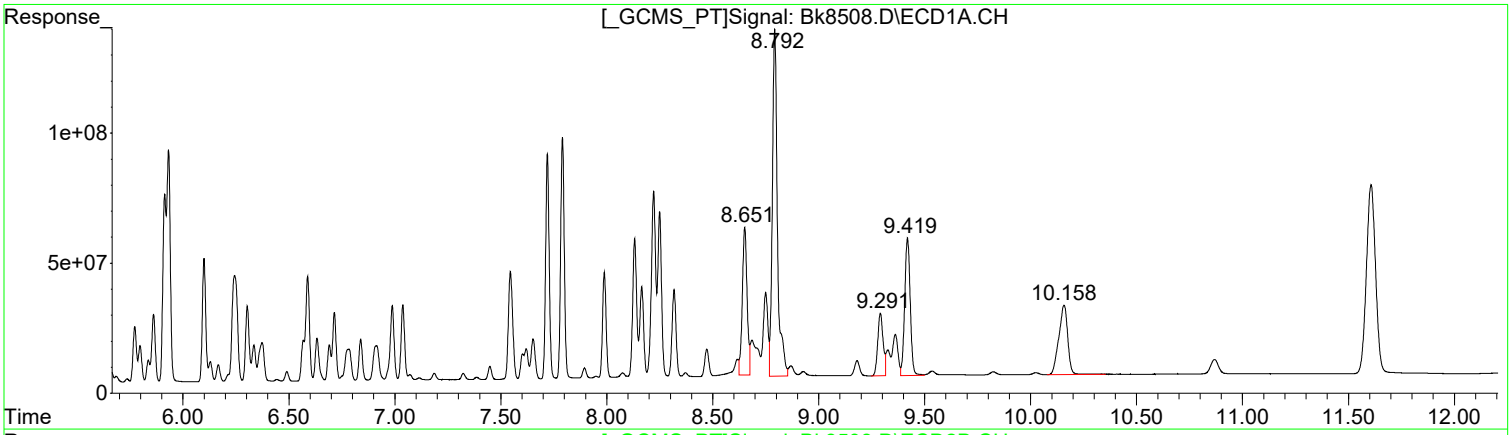

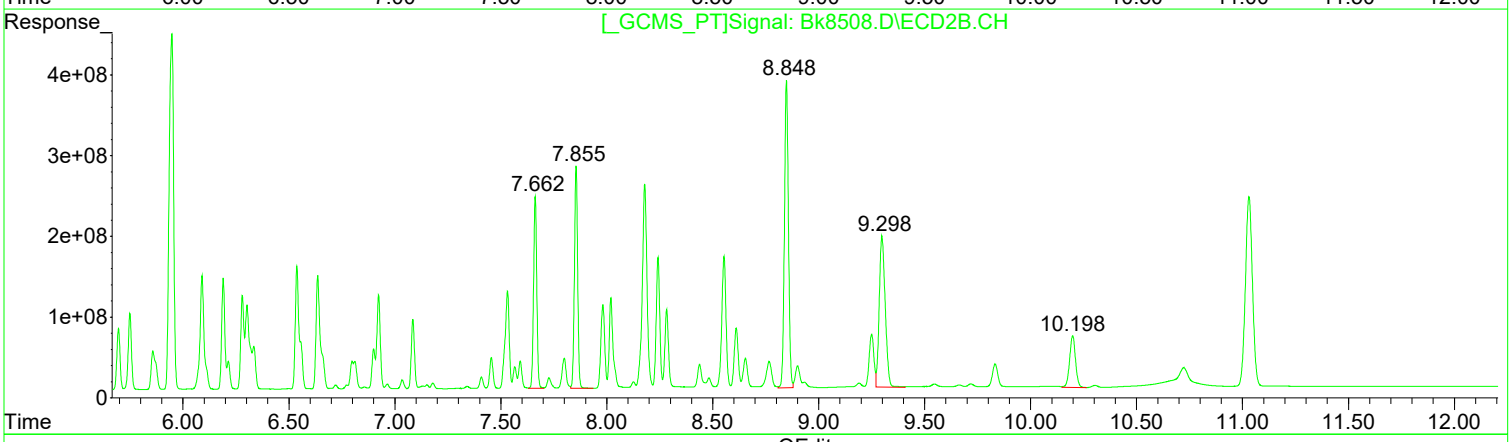

QEdit

(33) PCB 1260 (L7c)

R.T.	Response	Conc
8.65	882488203	499.10
8.79	2241520538	478.72
9.29	423215888	458.01
9.42	961280541	446.46
10.16	781139330	463.41

(33) PCB 1260 #2 (L7c)

R.T.	Response	Conc
7.66	2512379455	391.14
7.86	2934441778	389.48
8.85	4973481712	410.49
9.30	3691064306	402.32
10.20	1243755844	393.88

Manual Integration:

After

Poor integration.

06/21/21

(+) = Expected Retention Time

1st BA 06/21/21
2nd DM 06/22/21

Quantitation Report (Qedit)

Data Path : I:\ACQUDATA\6890G\Data\061821\
Data File : Bk8508.D
Signal(s) : Signal #1: ECD1A.CH Signal #2: ECD2B.CH
Acq On : 19 Jun 2021 1:40 am
Operator : B.Allgeier
Sample : ccv
Misc : 8082 m
ALS Vial : 2 Sample Multiplier: 1

Integration File signal 1: AUTOINT1.E
Integration File signal 2: AUTOINT2.E
Quant Time: Jun 21 08:35:01 2021
Quant Method : I:\ACQUDATA\6890G\Methods\G-PCB061621.M
Quant Title : 608/8082 PCB'S
QLast Update : Thu Jun 17 11:40:39 2021
Response via : Initial Calibration
Integrator: ChemStation 6890 Scale Mode: Large solvent peaks clipped

Volume Inj. : 2uL
Signal #1 Phase : DB-1701 Signal #2 Phase: DB-17
Signal #1 Info : 0.32mm 30m Signal #2 Info : 0.32mm 30m

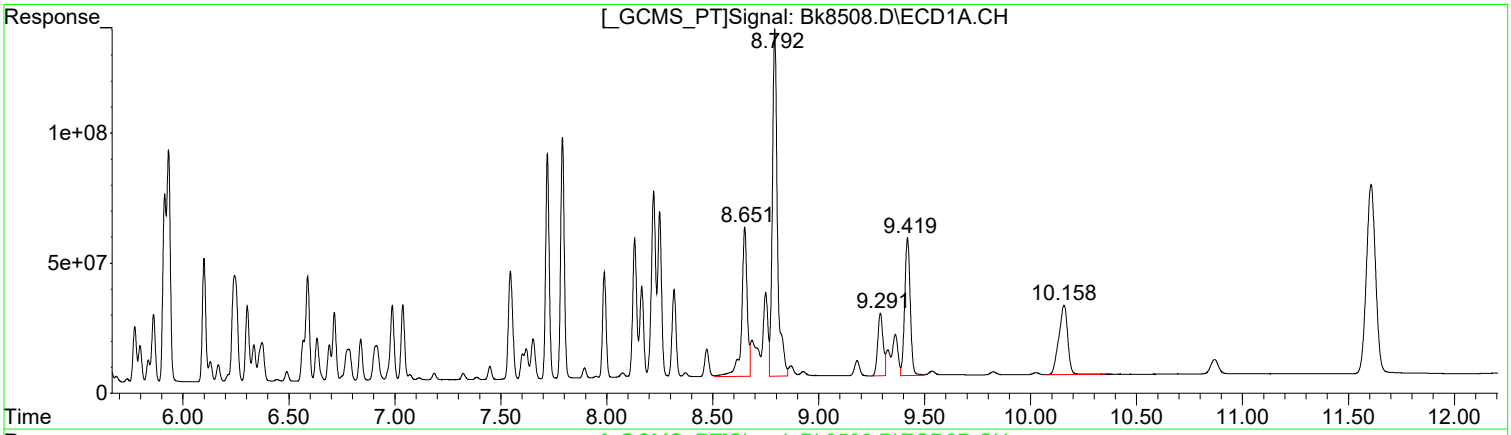

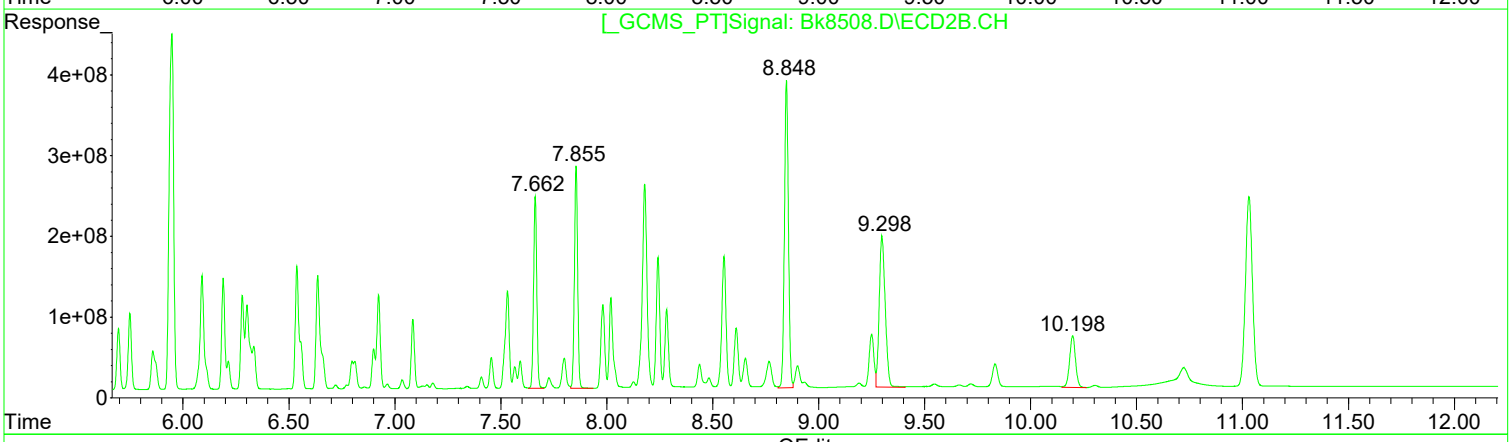

QEdit

(33) PCB 1260 (L7c)

R.T.	Response	Conc
8.65	1045548068	591.32
8.79	2241520538	478.72
9.29	423215888	458.01
9.42	961280541	446.46
10.16	781139330	463.41

(33) PCB 1260 #2 (L7c)

R.T.	Response	Conc
7.66	2512379455	391.14
7.86	2934441778	389.48
8.85	4973481712	410.49
9.30	3691064306	402.32
10.20	1243755844	393.88

Manual Integration:

Before

06/21/21

(+) = Expected Retention Time

1st BA 06/21/21
2nd DM 06/22/21

Evaluate Continuing Calibration Report

Data Path : I:\ACQUDATA\6890G\Data\061821\
Data File : Bk8508.D
Signal(s) : Signal #1: ECD1A.CH Signal #2: ECD2B.CH
Acq On : 19 Jun 2021 1:40 am
Operator : B.Allgeier
Sample : ccv
Misc : 8082 m
ALS Vial : 2 Sample Multiplier: 1

Integration File signal 1: AUTOINT1.E
Integration File signal 2: AUTOINT2.E
Quant Time: Jun 21 08:35:01 2021
Quant Method : I:\ACQUDATA\6890G\Methods\G-PCB061621.M
Quant Title : 608/8082 PCB'S
QLast Update : Thu Jun 17 11:40:39 2021
Response via : Initial Calibration
Integrator: ChemStation 6890 Scale Mode: Large solvent peaks clipped

Volume Inj. : 2uL
Signal #1 Phase : DB-1701 Signal #2 Phase: DB-17
Signal #1 Info : 0.32mm 30m Signal #2 Info : 0.32mm 30m

Min. RRF : 0.000 Min. Rel. Area : 50% Max. R.T. Dev 0.50min
Max. RRF Dev : 20% Max. Rel. Area : 150%

	Compound	Amount	Calc.	%Dev	Area%	Dev(Min)
1 S	SURR1, TCMX	60.000	55.433	7.6	93	0.00
2 S	SURR2,Decachlorobiphenyl	60.000	58.536	2.4	100	0.00
3 L1c	PCB 1016	500.000	441.307	11.7	93	0.00
4 L1c	PCB 1016{2}	500.000	436.298	12.7	92	0.00
5 L1c	PCB 1016{3}	500.000	514.521	-2.9	107	0.00
6 L1c	PCB 1016{4}	500.000	433.796	13.2	90	0.00
7 L1c	PCB 1016{5}	500.000	531.139	-6.2	112	0.00
33 L7c	PCB 1260	500.000	499.100	0.2	106	0.00
34 L7c	PCB 1260{2}	500.000	478.717	4.3	99	0.00
35 L7c	PCB 1260{3}	500.000	458.009	8.4	93	0.00
36 L7C	PCB 1260{4}	500.000	446.463	10.7	91	0.00
37 L7C	PCB 1260{5}	500.000	463.408	7.3	95	0.00

Signal #2

1 S	SURR1, TCMX	60.000	52.411	12.6	82	0.00
2 S	SURR2,Decachlorobiphenyl	60.000	46.809	22.0#	77	-0.01
3 L1c	PCB 1016	500.000	382.413	23.5#	79	0.00
4 L1c	PCB 1016{2}	500.000	389.005	22.2#	79	0.00
5 L1c	PCB 1016{3}	500.000	383.188	23.4#	79	0.00
6 L1c	PCB 1016{4}	500.000	390.110	22.0#	77	0.00
7 L1c	PCB 1016{5}	500.000	467.117	6.6	101	0.00
33 L7c	PCB 1260	500.000	391.145	21.8#	79	0.00
34 L7c	PCB 1260{2}	500.000	389.480	22.1#	78	0.00
35 L7c	PCB 1260{3}	500.000	410.488	17.9	80	0.00
36 L7C	PCB 1260{4}	500.000	402.319	19.5	80	0.00
37 L7C	PCB 1260{5}	500.000	393.875	21.2#	81	0.00

Evaluate Continuing Calibration Report - Not Founds

8 L2c	PCB 1221	500.000	0.000	100.0#	0	-4.72#
9 L2c	PCB 1221{2}	500.000	0.000	100.0#	0	-4.75#
10 L2c	PCB 1221{3}	500.000	0.000	100.0#	0	-4.83#
11 L2c	PCB 1221{4}	500.000	0.000	100.0#	0	-5.01#
12 L2c	PCB 1221{5}	500.000	0.000	100.0#	0	-5.08#
13 L3c	PCB 1232	500.000	0.000	100.0#	0	-4.84#
14 L3c	PCB 1232{2}	500.000	0.000	100.0#	0	-5.08#
15 L3c	PCB 1232{3}	500.000	0.000	100.0#	0	-5.54#
16 L3c	PCB 1232{4}	500.000	0.000	100.0#	0	-5.86#
17 L3c	PCB 1232{5}	500.000	0.000	100.0#	0	-6.10#
18 L4c	PCB 1242	500.000	0.000	100.0#	0	-5.09#
19 L4c	PCB 1242{2}	500.000	0.000	100.0#	0	-5.55#
20 L4c	PCB 1242{3}	500.000	0.000	100.0#	0	-6.59#
21 L4c	PCB 1242{4}	500.000	0.000	100.0#	0	-6.84#

1st BA 06/21/21
2nd DM 06/22/21

Data Path : I:\ACQUDATA\6890G\Data\061821\
Data File : Bk8508.D
Signal(s) : Signal #1: ECD1A.CH Signal #2: ECD2B.CH
Acq On : 19 Jun 2021 1:40 am
Operator : B.Allgeier
Sample : ccv
Misc : 8082 m
ALS Vial : 2 Sample Multiplier: 1

Integration File signal 1: AUTOINT1.E
Integration File signal 2: AUTOINT2.E
Quant Time: Jun 21 08:35:01 2021
Quant Method : I:\ACQUDATA\6890G\Methods\G-PCB061621.M
Quant Title : 608/8082 PCB'S
QLast Update : Thu Jun 17 11:40:39 2021
Response via : Initial Calibration
Integrator: ChemStation 6890 Scale Mode: Large solvent peaks clipped

Volume Inj. : 2uL
Signal #1 Phase : DB-1701 Signal #2 Phase: DB-17
Signal #1 Info : 0.32mm 30m Signal #2 Info : 0.32mm 30m

Min. RRF : 0.000 Min. Rel. Area : 50% Max. R.T. Dev 0.50min
Max. RRF Dev : 20% Max. Rel. Area : 150%

	Compound	Amount	Calc.	%Dev	Area%	Dev(Min)
22	L4c PCB 1242{5}	500.000	0.000	100.0#	0	-6.91#
23	L5c PCB 1248	500.000	0.000	100.0#	0	-5.54#
24	L5c PCB 1248{2}	500.000	0.000	100.0#	0	-6.25#
25	L5c PCB 1248{3}	500.000	0.000	100.0#	0	-6.30#
26	L5c PCB 1248{4}	500.000	0.000	100.0#	0	-6.59#
27	L5c PCB 1248{5}	500.000	0.000	100.0#	0	-6.84#
28	L6c PCB 1254	500.000	0.000	100.0#	0	-7.04#
29	L6c PCB 1254{2}	500.000	0.000	100.0#	0	-7.45#
30	L6c PCB 1254{3}	500.000	0.000	100.0#	0	-7.56#
31	L6c PCB 1254{4}	500.000	0.000	100.0#	0	-8.22#
32	L6c PCB 1254{5}	500.000	0.000	100.0#	0	-8.71#
38	L8C PCB 1268	500.000	0.000	100.0	0	-8.25#
39	L8C PCB 1268{2}	500.000	0.000	100.0	0	-8.62#
40	L8C PCB 1268{3}	500.000	0.000	100.0	0	-9.36#
41	L8C PCB 1268{4}	500.000	0.000	100.0	0	-9.83#
42	L8C PCB 1268{5}	500.000	0.000	100.0	0	-10.17#
43	L9C PCB 1262	500.000	0.000	100.0	0	-7.55#
44	L9C PCB 1262{2}	500.000	0.000	100.0	0	-7.79#
45	L9C PCB 1262{3}	500.000	0.000	100.0	0	-8.25#
46	L9C PCB 1262{4}	500.000	0.000	100.0	0	-9.29#
47	L9C PCB 1262{5}	500.000	0.000	100.0	0	-10.16#

Signal #2

8	L2c PCB 1221	500.000	0.000	100.0#	0	-4.62#
9	L2c PCB 1221{2}	500.000	0.000	100.0#	0	-4.66#
10	L2c PCB 1221{3}	500.000	0.000	100.0#	0	-5.01#
11	L2c PCB 1221{4}	500.000	0.000	100.0#	0	-5.07#
12	L2c PCB 1221{5}	500.000	0.000	100.0#	0	-5.61#
13	L3c PCB 1232	500.000	0.000	100.0#	0	-5.07#
14	L3c PCB 1232{2}	500.000	0.000	100.0#	0	-5.49#
15	L3c PCB 1232{3}	500.000	0.000	100.0#	0	-5.95#
16	L3c PCB 1232{4}	500.000	0.000	100.0#	0	-6.09#
17	L3c PCB 1232{5}	500.000	0.000	100.0#	0	-6.54#
18	L4c PCB 1242	500.000	0.000	100.0#	0	-5.07#
19	L4c PCB 1242{2}	500.000	0.000	100.0#	0	-5.50#
20	L4c PCB 1242{3}	500.000	0.000	100.0#	0	-5.95#
21	L4c PCB 1242{4}	500.000	0.000	100.0#	0	-6.90#
22	L4c PCB 1242{5}	500.000	0.000	100.0#	0	-6.93#
23	L5c PCB 1248	500.000	0.000	100.0#	0	-5.49#
24	L5c PCB 1248{2}	500.000	0.000	100.0#	0	-5.95#
25	L5c PCB 1248{3}	500.000	0.000	100.0#	0	-6.54#
26	L5c PCB 1248{4}	500.000	0.000	100.0#	0	-6.90#
27	L5c PCB 1248{5}	500.000	0.000	100.0#	0	-6.93#

1st BA 06/21/21
2nd DM 06/22/21

Evaluate Continuing Calibration Report

Data Path : I:\ACQUDATA\6890G\Data\061821\
Data File : Bk8508.D
Signal(s) : Signal #1: ECD1A.CH Signal #2: ECD2B.CH
Acq On : 19 Jun 2021 1:40 am
Operator : B.Allgeier
Sample : ccv
Misc : 8082 m
ALS Vial : 2 Sample Multiplier: 1

Integration File signal 1: AUTOINT1.E
Integration File signal 2: AUTOINT2.E
Quant Time: Jun 21 08:35:01 2021
Quant Method : I:\ACQUDATA\6890G\Methods\G-PCB061621.M
Quant Title : 608/8082 PCB'S
QLast Update : Thu Jun 17 11:40:39 2021
Response via : Initial Calibration
Integrator: ChemStation 6890 Scale Mode: Large solvent peaks clipped

Volume Inj. : 2uL
Signal #1 Phase : DB-1701 Signal #2 Phase: DB-17
Signal #1 Info : 0.32mm 30m Signal #2 Info : 0.32mm 30m

Min. RRF : 0.000 Min. Rel. Area : 50% Max. R.T. Dev 0.50min
Max. RRF Dev : 20% Max. Rel. Area : 150%

	Compound	Amount	Calc.	%Dev	Area%	Dev(Min)
28	L6c PCB 1254	500.000	0.000	100.0#	0	-7.34#
29	L6c PCB 1254{2}	500.000	0.000	100.0#	0	-7.41#
30	L6c PCB 1254{3}	500.000	0.000	100.0#	0	-7.52#
31	L6c PCB 1254{4}	500.000	0.000	100.0#	0	-7.73#
32	L6c PCB 1254{5}	500.000	0.000	100.0#	0	-8.18#
38	L8C PCB 1268	500.000	0.000	100.0	0	-8.25#
39	L8C PCB 1268{2}	500.000	0.000	100.0	0	-8.49#
40	L8C PCB 1268{3}	500.000	0.000	100.0	0	-9.26#
41	L8C PCB 1268{4}	500.000	0.000	100.0	0	-9.32#
42	L8C PCB 1268{5}	500.000	0.000	100.0	0	-10.21#
43	L9C PCB 1262	500.000	0.000	100.0	0	-7.54#
44	L9C PCB 1262{2}	500.000	0.000	100.0	0	-7.67#
45	L9C PCB 1262{3}	500.000	0.000	100.0	0	-8.25#
46	L9C PCB 1262{4}	500.000	0.000	100.0	0	-8.85#
47	L9C PCB 1262{5}	500.000	0.000	100.0	0	-10.21#

(#) = Out of Range SPCC's out = 0 CCC's out = 57

1st BA 06/21/21
2nd DM 06/22/21

Quantitation Report (QT Reviewed)

Data Path : I:\ACQUDATA\6890G\Data\061821\
Data File : Bk8508.D
Signal(s) : Signal #1: ECD1A.CH Signal #2: ECD2B.CH
Acq On : 19 Jun 2021 1:40 am
Operator : B.Allgeier
Sample : ccv
Misc : 8082 m
ALS Vial : 2 Sample Multiplier: 1

Integration File signal 1: AUTOINT1.E
Integration File signal 2: AUTOINT2.E
Quant Time: Jun 21 08:35:01 2021
Quant Method : I:\ACQUDATA\6890G\Methods\G-PCB061621.M
Quant Title : 608/8082 PCB'S
QLast Update : Thu Jun 17 11:40:39 2021
Response via : Initial Calibration
Integrator: ChemStation 6890 Scale Mode: Large solvent peaks clipped

Volume Inj. : 2uL
Signal #1 Phase : DB-1701 Signal #2 Phase: DB-17
Signal #1 Info : 0.32mm 30m Signal #2 Info : 0.32mm 30m

Compound	RT#1	RT#2	Resp#1	Resp#2	ug/l	ug/l
System Monitoring Compounds						
1) S SURR1, TCMX	4.315	4.455	3046.0E6	13456.4E6	55.433	52.411
Spiked Amount 100.000 Range 30 - 150 Recovery = 55.43% 52.41%						
2) S SURR2,Dec...	11.607	11.031	2246.2E6	5447.2E6	58.536	46.809
Spiked Amount 100.000 Range 30 - 150 Recovery = 58.54% 46.81%						
Target Compounds						
3) L1c PCB 1016	5.082	5.071	378.2E6	1361.7E6	441.307	382.413
4) L1c PCB 1016{2}	5.542	5.492	845.8E6	2826.1E6	436.298	389.005
5) L1c PCB 1016{3}	6.099	5.750	618.2E6	1056.1E6	514.521	383.188 #
6) L1c PCB 1016{4}	6.304	6.190	347.8E6	1447.2E6	433.796	390.110
7) L1c PCB 1016{5}	6.588	6.538	637.6E6	2176.9E6	531.139	467.117
Sum PCB 1016			2827.6E6	8868.1E6	2357.061	2011.834
Average PCB 1016					471.412	402.367
Sum PCB 1221			0	0	N.D.	N.D.
Average PCB 1221					0.000	0.000
Sum PCB 1232			0	0	N.D.	N.D.
Average PCB 1232					0.000	0.000
Sum PCB 1242			0	0	N.D.	N.D.
Average PCB 1242					0.000	0.000
Sum PCB 1248			0	0	N.D.	N.D.
Average PCB 1248					0.000	0.000
Sum PCB 1254			0	0	N.D.	N.D.
Average PCB 1254					0.000	0.000
33) L7c PCB 1260	8.651	7.662	882.5E6	2512.4E6	499.100m	391.145
34) L7c PCB 1260{2}	8.793	7.855	2241.5E6	2934.4E6	478.717	389.480
35) L7c PCB 1260{3}	9.291	8.848	423.2E6	4973.5E6	458.009	410.488
36) L7C PCB 1260{4}	9.419	9.298	961.3E6	3691.1E6	446.463	402.319
37) L7C PCB 1260{5}	10.158	10.199	781.1E6	1243.8E6	463.408	393.875
Sum PCB 1260			5289.6E6	15355.1E6	2345.698	1987.307
Average PCB 1260					469.140	397.461
Sum PCB 1268			0	0	N.D.	N.D.
Average PCB 1268					0.000	0.000
Sum PCB 1262			0	0	N.D.	N.D.
Average PCB 1262					0.000	0.000

(f)=RT Delta > 1/2 Window (#)=Amounts differ by > 25% (m)=manual int.

Quantitation Report (QT Reviewed)

Data Path : I:\ACQUDATA\6890G\Data\061821\
Data File : Bk8508.D
Signal(s) : Signal #1: ECD1A.CH Signal #2: ECD2B.CH
Acq On : 19 Jun 2021 1:40 am
Operator : B.Allgeier
Sample : ccv
Misc : 8082 m
ALS Vial : 2 Sample Multiplier: 1

Integration File signal 1: AUTOINT1.E
Integration File signal 2: AUTOINT2.E
Quant Time: Jun 21 08:35:01 2021
Quant Method : I:\ACQUDATA\6890G\Methods\G-PCB061621.M
Quant Title : 608/8082 PCB'S
QLast Update : Thu Jun 17 11:40:39 2021
Response via : Initial Calibration
Integrator: ChemStation 6890 Scale Mode: Large solvent peaks clipped

Volume Inj. : 2uL
Signal #1 Phase : DB-1701 Signal #2 Phase: DB-17
Signal #1 Info : 0.32mm 30m Signal #2 Info : 0.32mm 30m

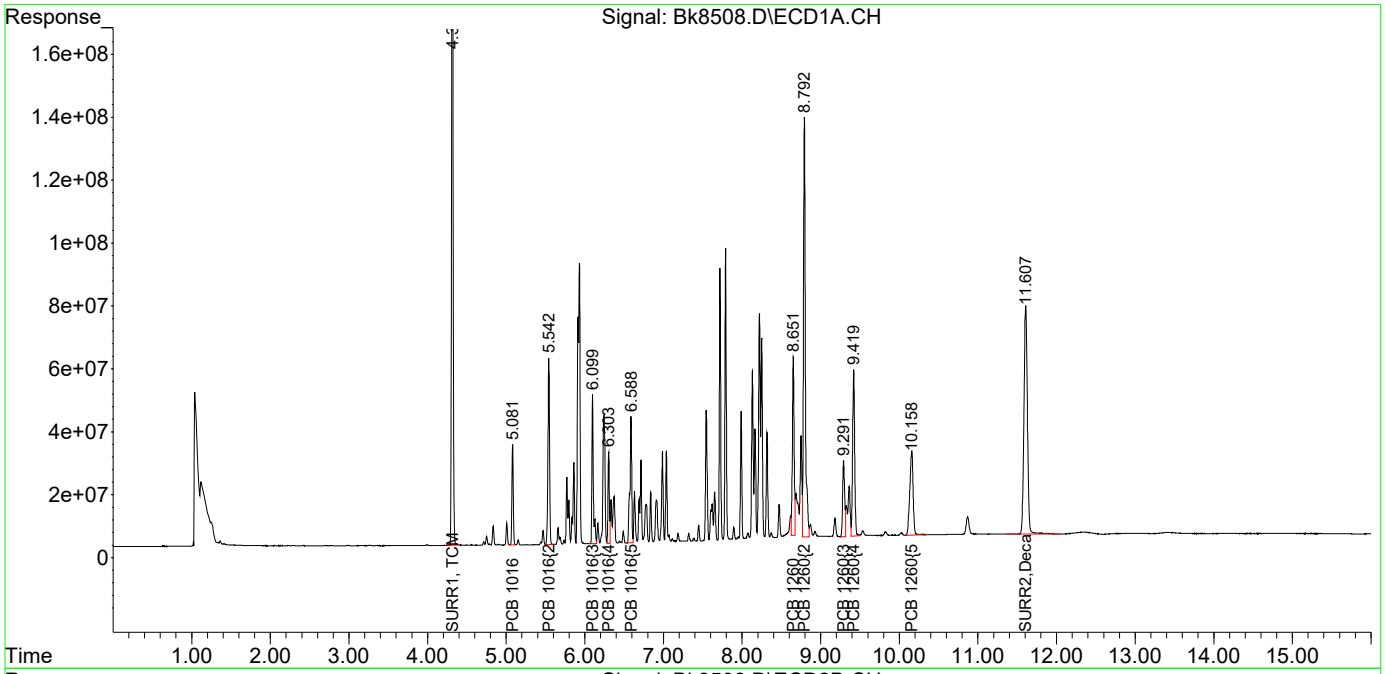

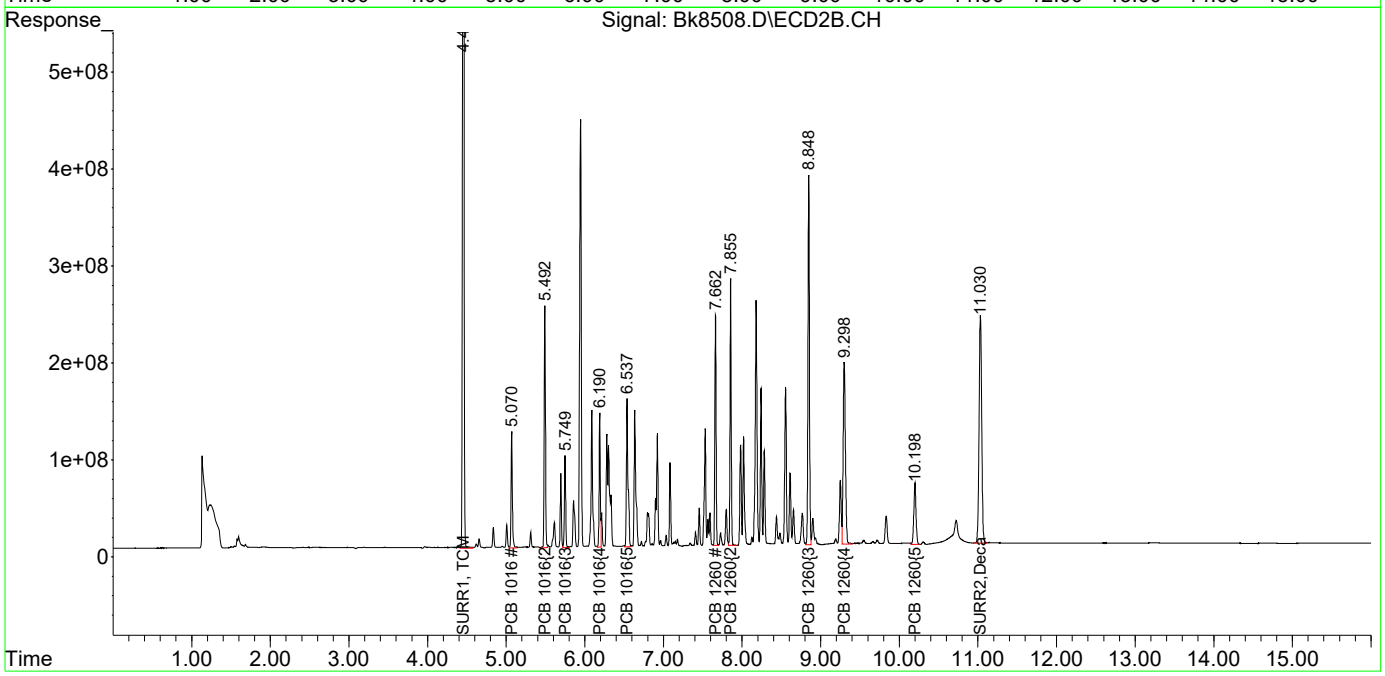

1st BA 06/21/21
2nd DM 06/22/21

Quantitation Report (Qedit)

Data Path : I:\ACQUDATA\6890G\Data\061821\
Data File : Bk8519.D
Signal(s) : Signal #1: ECD1A.CH Signal #2: ECD2B.CH
Acq On : 19 Jun 2021 5:18 am
Operator : B.Allgeier
Sample : ccv
Misc : 8082 m
ALS Vial : 2 Sample Multiplier: 1

Integration File signal 1: AUTOINT1.E
Integration File signal 2: AUTOINT2.E
Quant Time: Jun 21 08:36:37 2021
Quant Method : I:\ACQUDATA\6890G\Methods\G-PCB061621.M
Quant Title : 608/8082 PCB'S
QLast Update : Thu Jun 17 11:40:39 2021
Response via : Initial Calibration
Integrator: ChemStation 6890 Scale Mode: Large solvent peaks clipped

Volume Inj. : 2uL
Signal #1 Phase : DB-1701 Signal #2 Phase: DB-17
Signal #1 Info : 0.32mm 30m Signal #2 Info : 0.32mm 30m

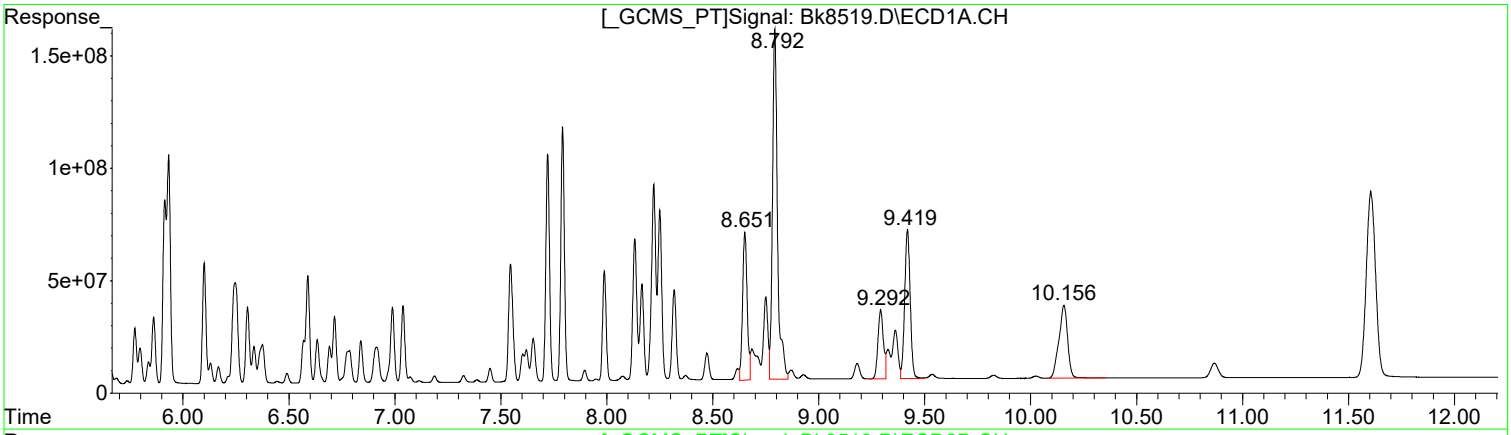

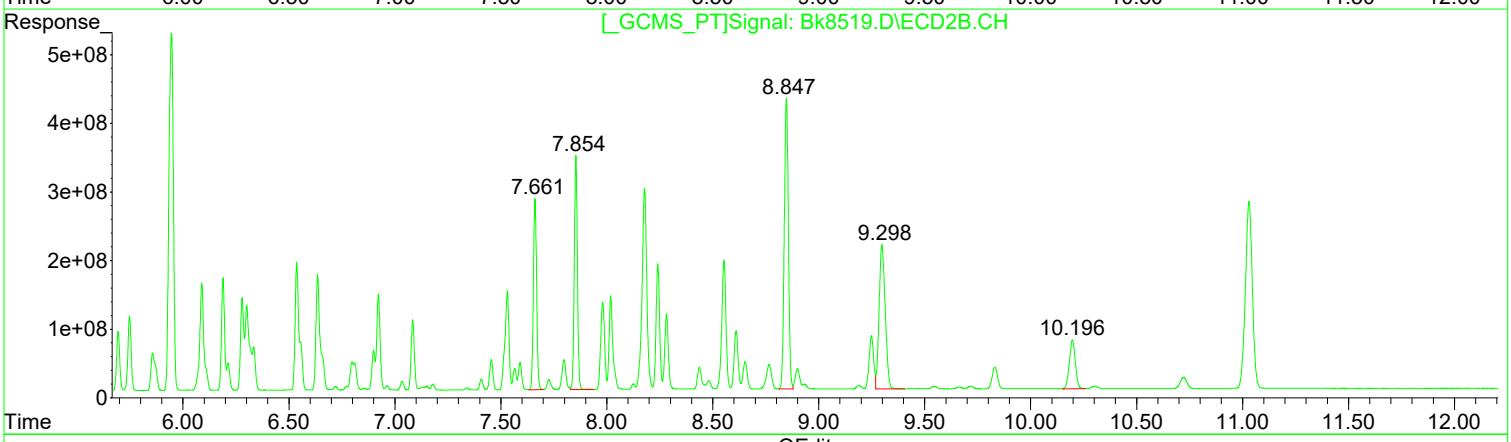

QEdit

(33) PCB 1260 (L7c)

R.T.	Response	Conc
8.65	984483183	556.78
8.79	2575995252	550.15
9.29	545432475	590.27
9.42	1211268741	562.57
10.16	931464956	552.59

(33) PCB 1260 #2 (L7c)

R.T.	Response	Conc
7.66	2973792748	462.98
7.85	3509959916	465.87
8.85	5671063801	468.06
9.30	4217572689	459.71
10.20	1402978954	444.30

Manual Integration:

After

Poor integration.

06/21/21

(+) = Expected Retention Time

1st BA 06/21/21
2nd DM 06/22/21

Quantitation Report (Qedit)

Data Path : I:\ACQUDATA\6890G\Data\061821\
Data File : Bk8519.D
Signal(s) : Signal #1: ECD1A.CH Signal #2: ECD2B.CH
Acq On : 19 Jun 2021 5:18 am
Operator : B.Allgeier
Sample : ccv
Misc : 8082 m
ALS Vial : 2 Sample Multiplier: 1

Integration File signal 1: AUTOINT1.E
Integration File signal 2: AUTOINT2.E
Quant Time: Jun 21 08:36:37 2021
Quant Method : I:\ACQUDATA\6890G\Methods\G-PCB061621.M
Quant Title : 608/8082 PCB'S
QLast Update : Thu Jun 17 11:40:39 2021
Response via : Initial Calibration
Integrator: ChemStation 6890 Scale Mode: Large solvent peaks clipped

Volume Inj. : 2uL
Signal #1 Phase : DB-1701 Signal #2 Phase: DB-17
Signal #1 Info : 0.32mm 30m Signal #2 Info : 0.32mm 30m

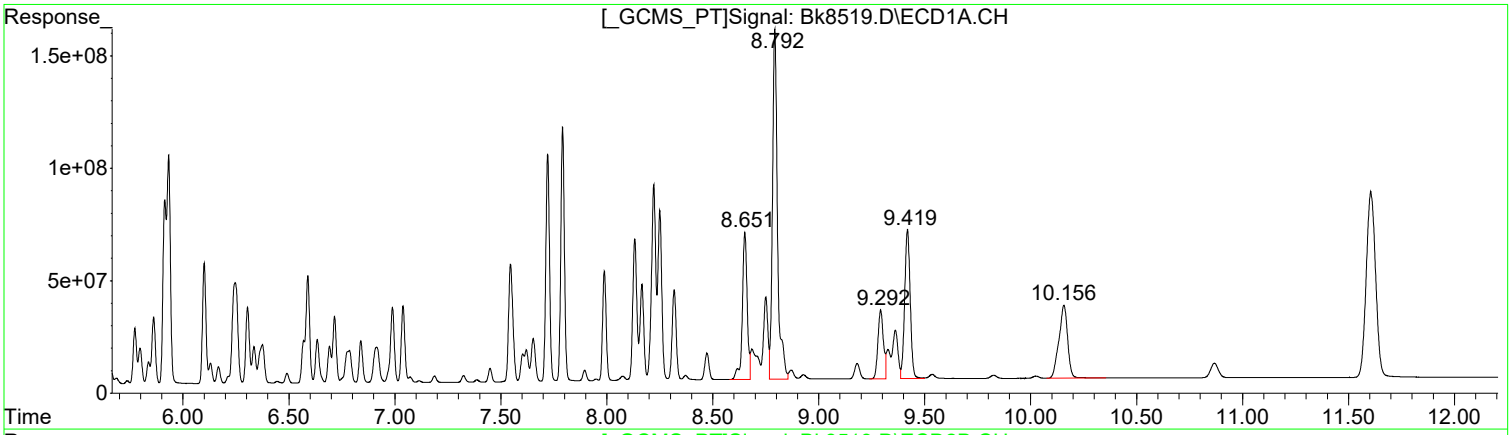

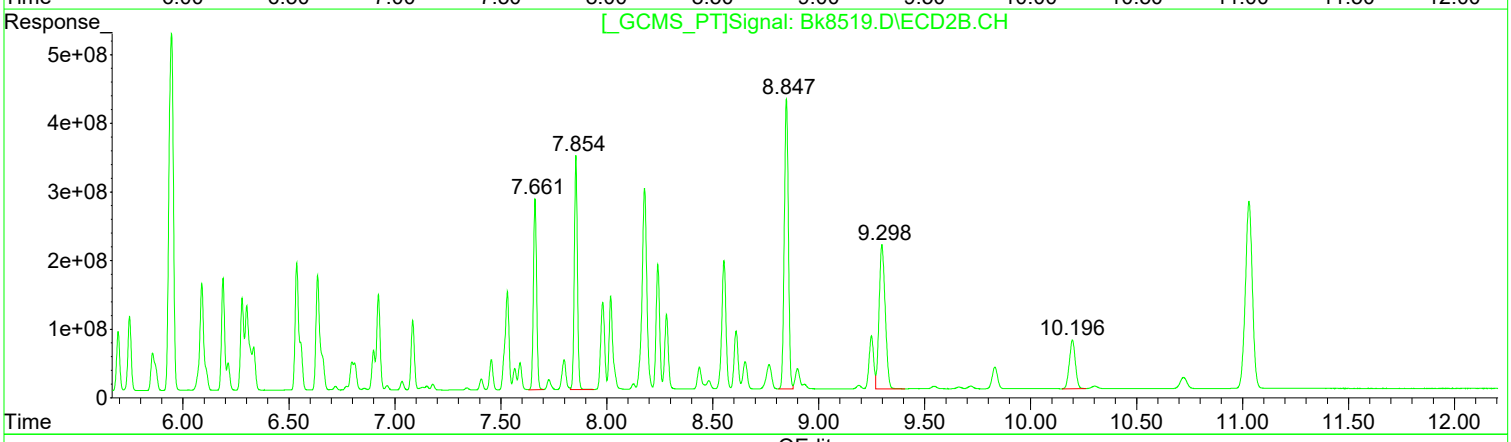

QEdit

(33) PCB 1260 (L7c)

R.T.	Response	Conc
8.65	1038125844	587.12
8.79	2575995252	550.15
9.29	545432475	590.27
9.42	1211268741	562.57
10.16	931464956	552.59

(33) PCB 1260 #2 (L7c)

R.T.	Response	Conc
7.66	2973792748	462.98
7.85	3509959916	465.87
8.85	5671063801	468.06
9.30	4217572689	459.71
10.20	1402978954	444.30

Manual Integration:

Before

06/21/21

(+) = Expected Retention Time

1st BA 06/21/21
2nd DM 06/22/21

Quantitation Report (Qedit)

Data Path : I:\ACQUDATA\6890G\Data\061821\
Data File : Bk8519.D
Signal(s) : Signal #1: ECD1A.CH Signal #2: ECD2B.CH
Acq On : 19 Jun 2021 5:18 am
Operator : B.Allgeier
Sample : ccv
Misc : 8082 m
ALS Vial : 2 Sample Multiplier: 1

Integration File signal 1: AUTOINT1.E
Integration File signal 2: AUTOINT2.E
Quant Time: Jun 21 08:36:37 2021
Quant Method : I:\ACQUDATA\6890G\Methods\G-PCB061621.M
Quant Title : 608/8082 PCB'S
QLast Update : Thu Jun 17 11:40:39 2021
Response via : Initial Calibration
Integrator: ChemStation 6890 Scale Mode: Large solvent peaks clipped

Volume Inj. : 2uL
Signal #1 Phase : DB-1701 Signal #2 Phase: DB-17
Signal #1 Info : 0.32mm 30m Signal #2 Info : 0.32mm 30m

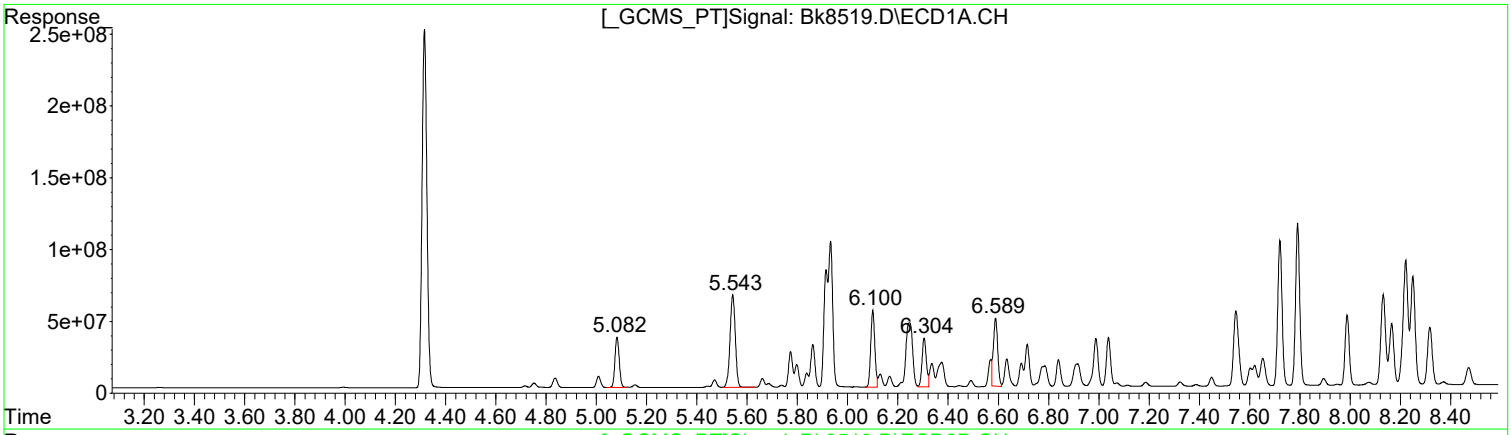

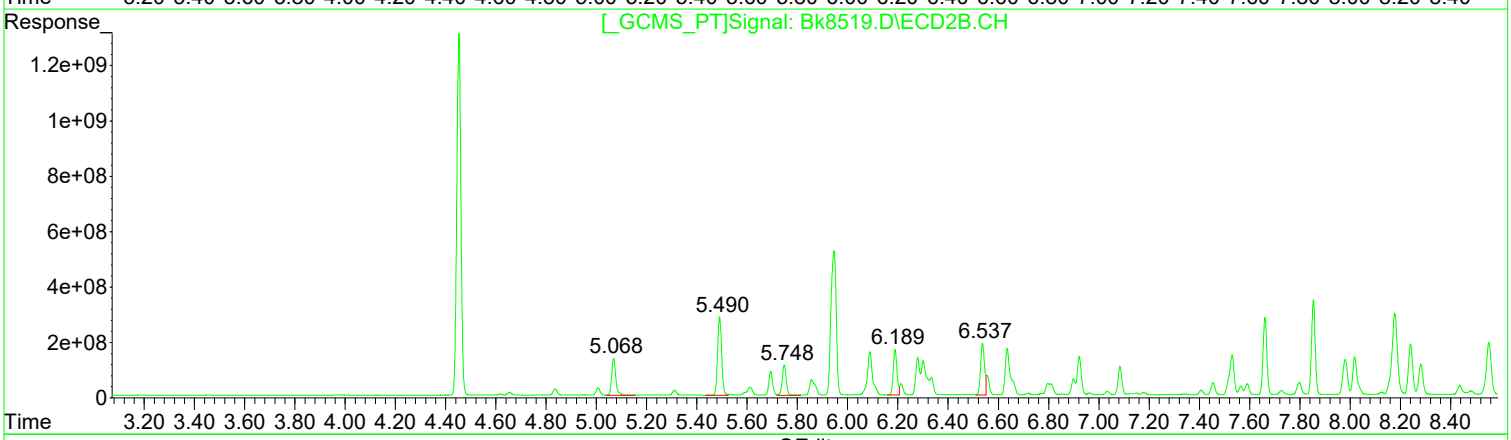

(3) PCB 1016 (L1c)

R.T.	Response	Conc
5.08	419058459	488.98
5.54	948720224	489.36
6.10	600343687	499.63
6.30	404271826	504.28
6.59	567426138	472.69

(3) PCB 1016 #2 (L1c)

R.T.	Response	Conc
5.07	1548074590	434.75
5.49	3215086157	442.54
5.75	1208105628	438.33
6.19	1699276242	458.06
6.54	1997392511	428.60

Manual Integration:

After

Poor integration.

06/21/21

(+) = Expected Retention Time

1st BA 06/21/21
2nd DM 06/22/21

Quantitation Report (Qedit)

Data Path : I:\ACQUDATA\6890G\Data\061821\
Data File : Bk8519.D
Signal(s) : Signal #1: ECD1A.CH Signal #2: ECD2B.CH
Acq On : 19 Jun 2021 5:18 am
Operator : B.Allgeier
Sample : ccv
Misc : 8082 m
ALS Vial : 2 Sample Multiplier: 1

Integration File signal 1: AUTOINT1.E
Integration File signal 2: AUTOINT2.E
Quant Time: Jun 21 08:36:37 2021
Quant Method : I:\ACQUDATA\6890G\Methods\G-PCB061621.M
Quant Title : 608/8082 PCB'S
QLast Update : Thu Jun 17 11:40:39 2021
Response via : Initial Calibration
Integrator: ChemStation 6890 Scale Mode: Large solvent peaks clipped

Volume Inj. : 2uL
Signal #1 Phase : DB-1701 Signal #2 Phase: DB-17
Signal #1 Info : 0.32mm 30m Signal #2 Info : 0.32mm 30m

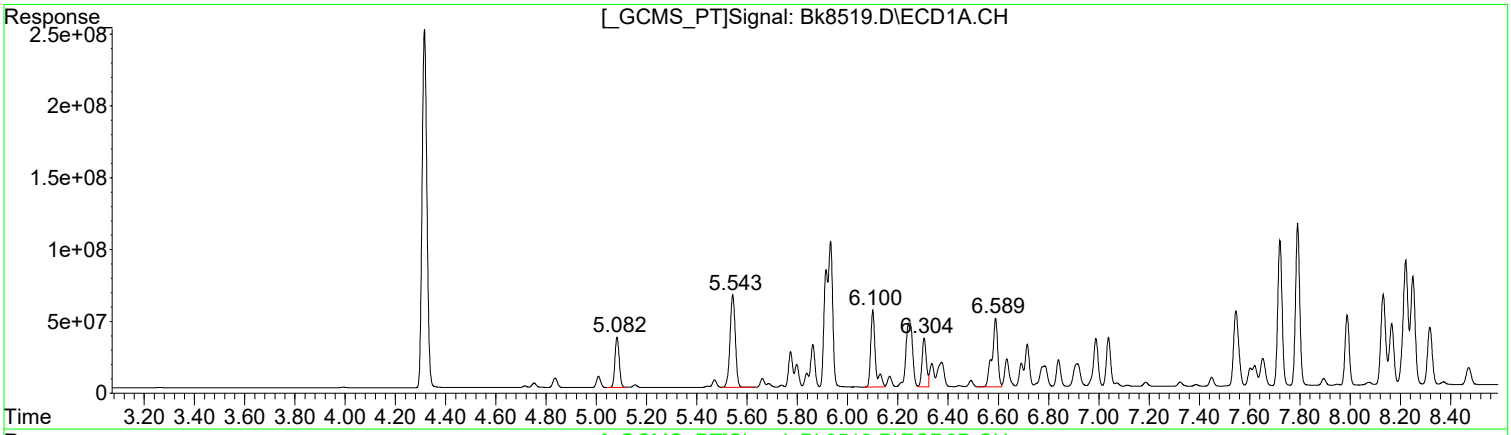

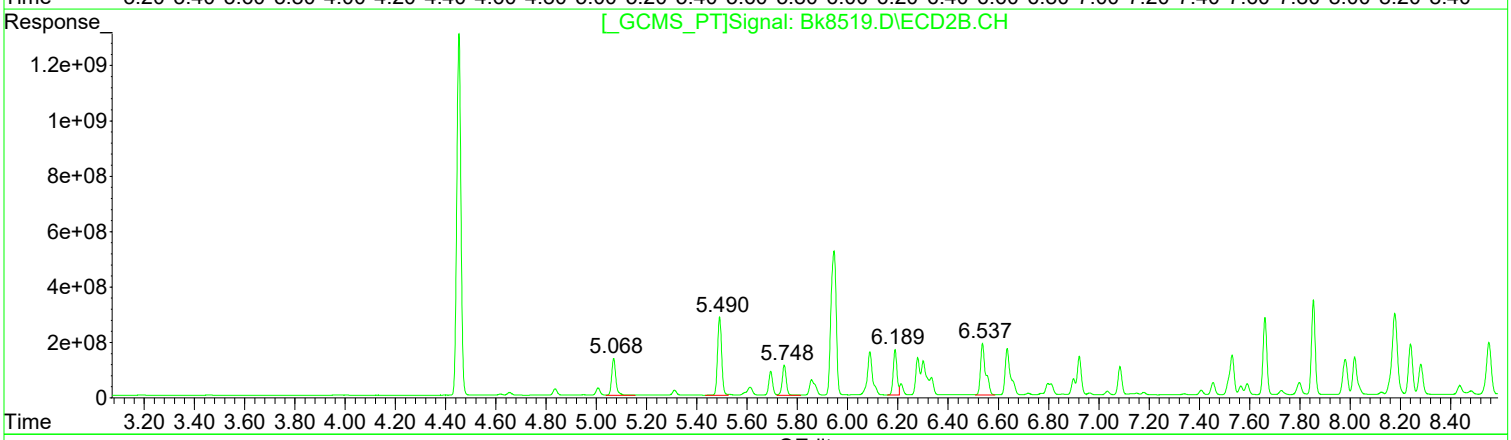

(3) PCB 1016 (L1c)

R.T.	Response	Conc
5.08	419058459	488.98
5.54	948720224	489.36
6.10	705273168	586.96
6.30	404271826	504.28
6.59	747544100	622.73

(3) PCB 1016 #2 (L1c)

R.T.	Response	Conc
5.07	1548074590	434.75
5.49	3215086157	442.54
5.75	1208105628	438.33
6.19	1699276242	458.06
6.54	2633593361	565.11

Manual Integration:

Before

06/21/21

(+) = Expected Retention Time

1st BA 06/21/21
2nd DM 06/22/21

Evaluate Continuing Calibration Report

Data Path : I:\ACQUDATA\6890G\Data\061821\
Data File : Bk8519.D
Signal(s) : Signal #1: ECD1A.CH Signal #2: ECD2B.CH
Acq On : 19 Jun 2021 5:18 am
Operator : B.Allgeier
Sample : ccv
Misc : 8082 m
ALS Vial : 2 Sample Multiplier: 1

Integration File signal 1: AUTOINT1.E
Integration File signal 2: AUTOINT2.E
Quant Time: Jun 21 08:36:37 2021
Quant Method : I:\ACQUDATA\6890G\Methods\G-PCB061621.M
Quant Title : 608/8082 PCB'S
QLast Update : Thu Jun 17 11:40:39 2021
Response via : Initial Calibration
Integrator: ChemStation 6890 Scale Mode: Large solvent peaks clipped

Volume Inj. : 2uL
Signal #1 Phase : DB-1701 Signal #2 Phase: DB-17
Signal #1 Info : 0.32mm 30m Signal #2 Info : 0.32mm 30m

Min. RRF : 0.000 Min. Rel. Area : 50% Max. R.T. Dev 0.50min
Max. RRF Dev : 20% Max. Rel. Area : 150%

	Compound	Amount	Calc.	%Dev	Area%	Dev(Min)
1 S	SURR1, TCMX	60.000	60.972	-1.6	102	0.00
2 S	SURR2,Decachlorobiphenyl	60.000	67.089	-11.8	114	0.00
3 L1c	PCB 1016	500.000	488.977	2.2	103	0.00
4 L1c	PCB 1016{2}	500.000	489.363	2.1	103	0.00
5 L1c	PCB 1016{3}	500.000	499.629	0.1	104	0.00
6 L1c	PCB 1016{4}	500.000	504.278	-0.9	104	0.00
7 L1c	PCB 1016{5}	500.000	472.689	5.5	100	0.00
33 L7c	PCB 1260	500.000	556.785	-11.4	118	0.00
34 L7c	PCB 1260{2}	500.000	550.150	-10.0	114	0.00
35 L7c	PCB 1260{3}	500.000	590.273	-18.1	120	0.00
36 L7C	PCB 1260{4}	500.000	562.569	-12.5	115	0.00
37 L7C	PCB 1260{5}	500.000	552.589	-10.5	113	0.00

Signal #2

1 S	SURR1, TCMX	60.000	58.618	2.3	92	0.00
2 S	SURR2,Decachlorobiphenyl	60.000	53.914	10.1	89	-0.01
3 L1c	PCB 1016	500.000	434.752	13.0	90	0.00
4 L1c	PCB 1016{2}	500.000	442.541	11.5	90	0.00
5 L1c	PCB 1016{3}	500.000	438.332	12.3	90	0.00
6 L1c	PCB 1016{4}	500.000	458.059	8.4	91	0.00
7 L1c	PCB 1016{5}	500.000	428.598	14.3	93	0.00
33 L7c	PCB 1260	500.000	462.981	7.4	93	0.00
34 L7c	PCB 1260{2}	500.000	465.867	6.8	94	0.00
35 L7c	PCB 1260{3}	500.000	468.063	6.4	91	0.00
36 L7C	PCB 1260{4}	500.000	459.707	8.1	91	0.00
37 L7C	PCB 1260{5}	500.000	444.298	11.1	91	0.00

Evaluate Continuing Calibration Report - Not Founds

8 L2c	PCB 1221	500.000	0.000	100.0#	0	-4.72#
9 L2c	PCB 1221{2}	500.000	0.000	100.0#	0	-4.75#
10 L2c	PCB 1221{3}	500.000	0.000	100.0#	0	-4.83#
11 L2c	PCB 1221{4}	500.000	0.000	100.0#	0	-5.01#
12 L2c	PCB 1221{5}	500.000	0.000	100.0#	0	-5.08#
13 L3c	PCB 1232	500.000	0.000	100.0#	0	-4.84#
14 L3c	PCB 1232{2}	500.000	0.000	100.0#	0	-5.08#
15 L3c	PCB 1232{3}	500.000	0.000	100.0#	0	-5.54#
16 L3c	PCB 1232{4}	500.000	0.000	100.0#	0	-5.86#
17 L3c	PCB 1232{5}	500.000	0.000	100.0#	0	-6.10#
18 L4c	PCB 1242	500.000	0.000	100.0#	0	-5.09#
19 L4c	PCB 1242{2}	500.000	0.000	100.0#	0	-5.55#
20 L4c	PCB 1242{3}	500.000	0.000	100.0#	0	-6.59#
21 L4c	PCB 1242{4}	500.000	0.000	100.0#	0	-6.84#

1st BA 06/21/21
2nd DM 06/22/21

Data Path : I:\ACQUDATA\6890G\Data\061821\
Data File : Bk8519.D
Signal(s) : Signal #1: ECD1A.CH Signal #2: ECD2B.CH
Acq On : 19 Jun 2021 5:18 am
Operator : B.Allgeier
Sample : ccv
Misc : 8082 m
ALS Vial : 2 Sample Multiplier: 1

Integration File signal 1: AUTOINT1.E
Integration File signal 2: AUTOINT2.E
Quant Time: Jun 21 08:36:37 2021
Quant Method : I:\ACQUDATA\6890G\Methods\G-PCB061621.M
Quant Title : 608/8082 PCB'S
QLast Update : Thu Jun 17 11:40:39 2021
Response via : Initial Calibration
Integrator: ChemStation 6890 Scale Mode: Large solvent peaks clipped

Volume Inj. : 2uL
Signal #1 Phase : DB-1701 Signal #2 Phase: DB-17
Signal #1 Info : 0.32mm 30m Signal #2 Info : 0.32mm 30m

Min. RRF : 0.000 Min. Rel. Area : 50% Max. R.T. Dev 0.50min
Max. RRF Dev : 20% Max. Rel. Area : 150%

	Compound	Amount	Calc.	%Dev	Area%	Dev(Min)
22	L4c PCB 1242{5}	500.000	0.000	100.0#	0	-6.91#
23	L5c PCB 1248	500.000	0.000	100.0#	0	-5.54#
24	L5c PCB 1248{2}	500.000	0.000	100.0#	0	-6.25#
25	L5c PCB 1248{3}	500.000	0.000	100.0#	0	-6.30#
26	L5c PCB 1248{4}	500.000	0.000	100.0#	0	-6.59#
27	L5c PCB 1248{5}	500.000	0.000	100.0#	0	-6.84#
28	L6c PCB 1254	500.000	0.000	100.0#	0	-7.04#
29	L6c PCB 1254{2}	500.000	0.000	100.0#	0	-7.45#
30	L6c PCB 1254{3}	500.000	0.000	100.0#	0	-7.56#
31	L6c PCB 1254{4}	500.000	0.000	100.0#	0	-8.22#
32	L6c PCB 1254{5}	500.000	0.000	100.0#	0	-8.71#
38	L8C PCB 1268	500.000	0.000	100.0	0	-8.25#
39	L8C PCB 1268{2}	500.000	0.000	100.0	0	-8.62#
40	L8C PCB 1268{3}	500.000	0.000	100.0	0	-9.36#
41	L8C PCB 1268{4}	500.000	0.000	100.0	0	-9.83#
42	L8C PCB 1268{5}	500.000	0.000	100.0	0	-10.17#
43	L9C PCB 1262	500.000	0.000	100.0	0	-7.55#
44	L9C PCB 1262{2}	500.000	0.000	100.0	0	-7.79#
45	L9C PCB 1262{3}	500.000	0.000	100.0	0	-8.25#
46	L9C PCB 1262{4}	500.000	0.000	100.0	0	-9.29#
47	L9C PCB 1262{5}	500.000	0.000	100.0	0	-10.16#

Signal #2

8	L2c PCB 1221	500.000	0.000	100.0#	0	-4.62#
9	L2c PCB 1221{2}	500.000	0.000	100.0#	0	-4.66#
10	L2c PCB 1221{3}	500.000	0.000	100.0#	0	-5.01#
11	L2c PCB 1221{4}	500.000	0.000	100.0#	0	-5.07#
12	L2c PCB 1221{5}	500.000	0.000	100.0#	0	-5.61#
13	L3c PCB 1232	500.000	0.000	100.0#	0	-5.07#
14	L3c PCB 1232{2}	500.000	0.000	100.0#	0	-5.49#
15	L3c PCB 1232{3}	500.000	0.000	100.0#	0	-5.95#
16	L3c PCB 1232{4}	500.000	0.000	100.0#	0	-6.09#
17	L3c PCB 1232{5}	500.000	0.000	100.0#	0	-6.54#
18	L4c PCB 1242	500.000	0.000	100.0#	0	-5.07#
19	L4c PCB 1242{2}	500.000	0.000	100.0#	0	-5.50#
20	L4c PCB 1242{3}	500.000	0.000	100.0#	0	-5.95#
21	L4c PCB 1242{4}	500.000	0.000	100.0#	0	-6.90#
22	L4c PCB 1242{5}	500.000	0.000	100.0#	0	-6.93#
23	L5c PCB 1248	500.000	0.000	100.0#	0	-5.49#
24	L5c PCB 1248{2}	500.000	0.000	100.0#	0	-5.95#
25	L5c PCB 1248{3}	500.000	0.000	100.0#	0	-6.54#
26	L5c PCB 1248{4}	500.000	0.000	100.0#	0	-6.90#
27	L5c PCB 1248{5}	500.000	0.000	100.0#	0	-6.93#

1st BA 06/21/21
2nd DM 06/22/21

Evaluate Continuing Calibration Report

Data Path : I:\ACQUDATA\6890G\Data\061821\
Data File : Bk8519.D
Signal(s) : Signal #1: ECD1A.CH Signal #2: ECD2B.CH
Acq On : 19 Jun 2021 5:18 am
Operator : B.Allgeier
Sample : ccv
Misc : 8082 m
ALS Vial : 2 Sample Multiplier: 1

Integration File signal 1: AUTOINT1.E
Integration File signal 2: AUTOINT2.E
Quant Time: Jun 21 08:36:37 2021
Quant Method : I:\ACQUDATA\6890G\Methods\G-PCB061621.M
Quant Title : 608/8082 PCB'S
QLast Update : Thu Jun 17 11:40:39 2021
Response via : Initial Calibration
Integrator: ChemStation 6890 Scale Mode: Large solvent peaks clipped

Volume Inj. : 2uL
Signal #1 Phase : DB-1701 Signal #2 Phase: DB-17
Signal #1 Info : 0.32mm 30m Signal #2 Info : 0.32mm 30m

Min. RRF : 0.000 Min. Rel. Area : 50% Max. R.T. Dev 0.50min
Max. RRF Dev : 20% Max. Rel. Area : 150%

	Compound	Amount	Calc.	%Dev	Area%	Dev(Min)
28	L6c PCB 1254	500.000	0.000	100.0#	0	-7.34#
29	L6c PCB 1254{2}	500.000	0.000	100.0#	0	-7.41#
30	L6c PCB 1254{3}	500.000	0.000	100.0#	0	-7.52#
31	L6c PCB 1254{4}	500.000	0.000	100.0#	0	-7.73#
32	L6c PCB 1254{5}	500.000	0.000	100.0#	0	-8.18#
38	L8C PCB 1268	500.000	0.000	100.0	0	-8.25#
39	L8C PCB 1268{2}	500.000	0.000	100.0	0	-8.49#
40	L8C PCB 1268{3}	500.000	0.000	100.0	0	-9.26#
41	L8C PCB 1268{4}	500.000	0.000	100.0	0	-9.32#
42	L8C PCB 1268{5}	500.000	0.000	100.0	0	-10.21#
43	L9C PCB 1262	500.000	0.000	100.0	0	-7.54#
44	L9C PCB 1262{2}	500.000	0.000	100.0	0	-7.67#
45	L9C PCB 1262{3}	500.000	0.000	100.0	0	-8.25#
46	L9C PCB 1262{4}	500.000	0.000	100.0	0	-8.85#
47	L9C PCB 1262{5}	500.000	0.000	100.0	0	-10.21#

(#) = Out of Range SPCC's out = 0 CCC's out = 50

1st BA 06/21/21
2nd DM 06/22/21

Quantitation Report (QT Reviewed)

Data Path : I:\ACQUDATA\6890G\Data\061821\
Data File : Bk8519.D
Signal(s) : Signal #1: ECD1A.CH Signal #2: ECD2B.CH
Acq On : 19 Jun 2021 5:18 am
Operator : B.Allgeier
Sample : ccv
Misc : 8082 m
ALS Vial : 2 Sample Multiplier: 1

Integration File signal 1: AUTOINT1.E
Integration File signal 2: AUTOINT2.E
Quant Time: Jun 21 08:36:37 2021
Quant Method : I:\ACQUDATA\6890G\Methods\G-PCB061621.M
Quant Title : 608/8082 PCB'S
QLast Update : Thu Jun 17 11:40:39 2021
Response via : Initial Calibration
Integrator: ChemStation 6890 Scale Mode: Large solvent peaks clipped

Volume Inj. : 2uL
Signal #1 Phase : DB-1701 Signal #2 Phase: DB-17
Signal #1 Info : 0.32mm 30m Signal #2 Info : 0.32mm 30m

Compound	RT#1	RT#2	Resp#1	Resp#2	ug/l	ug/l
System Monitoring Compounds						
1) S SURR1, TCMX	4.316	4.453	3350.3E6	15050.0E6	60.972	58.618
Spiked Amount 100.000 Range 30 - 150 Recovery = 60.97% 58.62%						
2) S SURR2,Dec...	11.605	11.030	2574.4E6	6274.0E6	67.089	53.914
Spiked Amount 100.000 Range 30 - 150 Recovery = 67.09% 53.91%						
Target Compounds						
3) L1c PCB 1016	5.082	5.069	419.1E6	1548.1E6	488.977	434.752
4) L1c PCB 1016{2}	5.543	5.491	948.7E6	3215.1E6	489.363	442.541
5) L1c PCB 1016{3}	6.100	5.748	600.3E6	1208.1E6	499.629m	438.332
6) L1c PCB 1016{4}	6.305	6.189	404.3E6	1699.3E6	504.278	458.059
7) L1c PCB 1016{5}	6.589	6.537	567.4E6	1997.4E6	472.689m	428.598m
Sum PCB 1016			2939.8E6	9667.9E6	2454.936	2202.283
Average PCB 1016					490.987	440.457
Sum PCB 1221			0	0	N.D.	N.D.
Average PCB 1221					0.000	0.000
Sum PCB 1232			0	0	N.D.	N.D.
Average PCB 1232					0.000	0.000
Sum PCB 1242			0	0	N.D.	N.D.
Average PCB 1242					0.000	0.000
Sum PCB 1248			0	0	N.D.	N.D.
Average PCB 1248					0.000	0.000
Sum PCB 1254			0	0	N.D.	N.D.
Average PCB 1254					0.000	0.000
33) L7c PCB 1260	8.651	7.661	984.5E6	2973.8E6	556.785m	462.981
34) L7c PCB 1260{2}	8.793	7.854	2576.0E6	3510.0E6	550.150	465.867
35) L7c PCB 1260{3}	9.292	8.848	545.4E6	5671.1E6	590.273	468.063
36) L7C PCB 1260{4}	9.419	9.298	1211.3E6	4217.6E6	562.569	459.707
37) L7C PCB 1260{5}	10.157	10.197	931.5E6	1403.0E6	552.589	444.298
Sum PCB 1260			6248.6E6	17775.4E6	2812.366	2300.916
Average PCB 1260					562.473	460.183
Sum PCB 1268			0	0	N.D.	N.D.
Average PCB 1268					0.000	0.000
Sum PCB 1262			0	0	N.D.	N.D.
Average PCB 1262					0.000	0.000

(f)=RT Delta > 1/2 Window (#)=Amounts differ by > 25% (m)=manual int.

Quantitation Report (QT Reviewed)

Data Path : I:\ACQUDATA\6890G\Data\061821\
Data File : Bk8519.D
Signal(s) : Signal #1: ECD1A.CH Signal #2: ECD2B.CH
Acq On : 19 Jun 2021 5:18 am
Operator : B.Allgeier
Sample : ccv
Misc : 8082 m
ALS Vial : 2 Sample Multiplier: 1

Integration File signal 1: AUTOINT1.E
Integration File signal 2: AUTOINT2.E
Quant Time: Jun 21 08:36:37 2021
Quant Method : I:\ACQUDATA\6890G\Methods\G-PCB061621.M
Quant Title : 608/8082 PCB'S
QLast Update : Thu Jun 17 11:40:39 2021
Response via : Initial Calibration
Integrator: ChemStation 6890 Scale Mode: Large solvent peaks clipped

Volume Inj. : 2uL
Signal #1 Phase : DB-1701 Signal #2 Phase: DB-17
Signal #1 Info : 0.32mm 30m Signal #2 Info : 0.32mm 30m

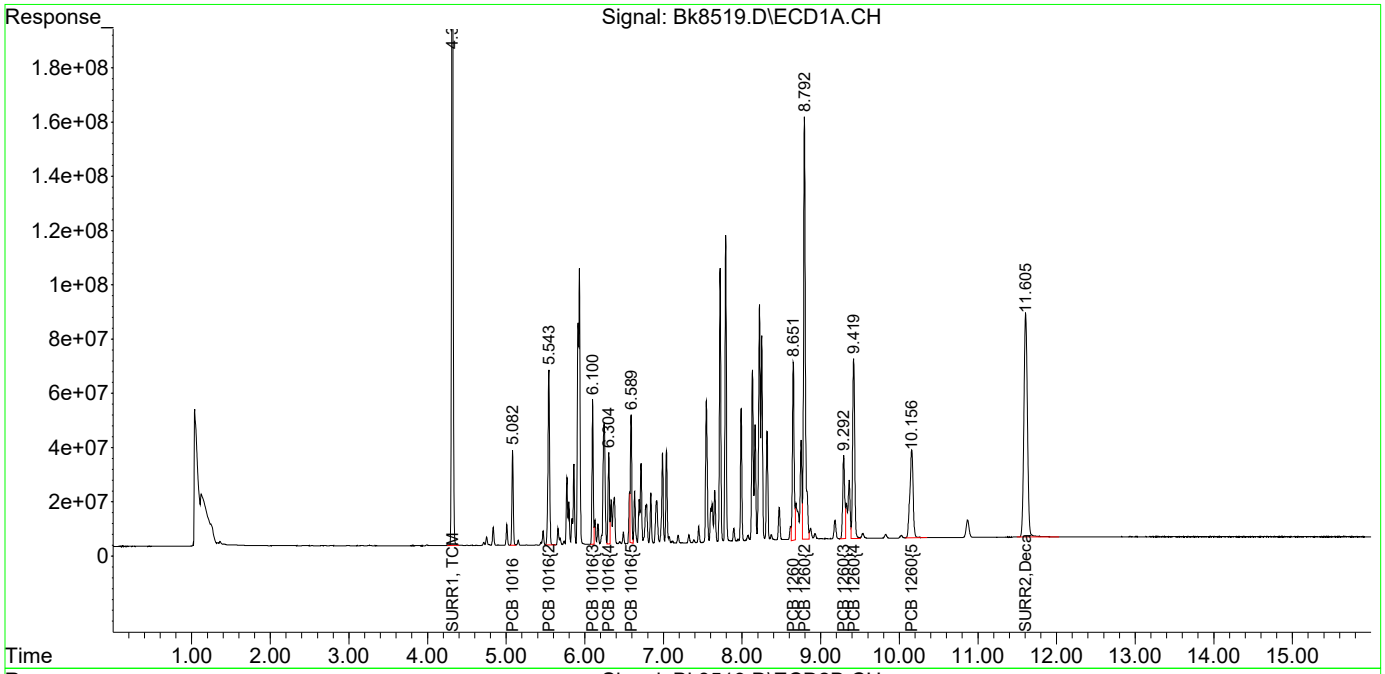

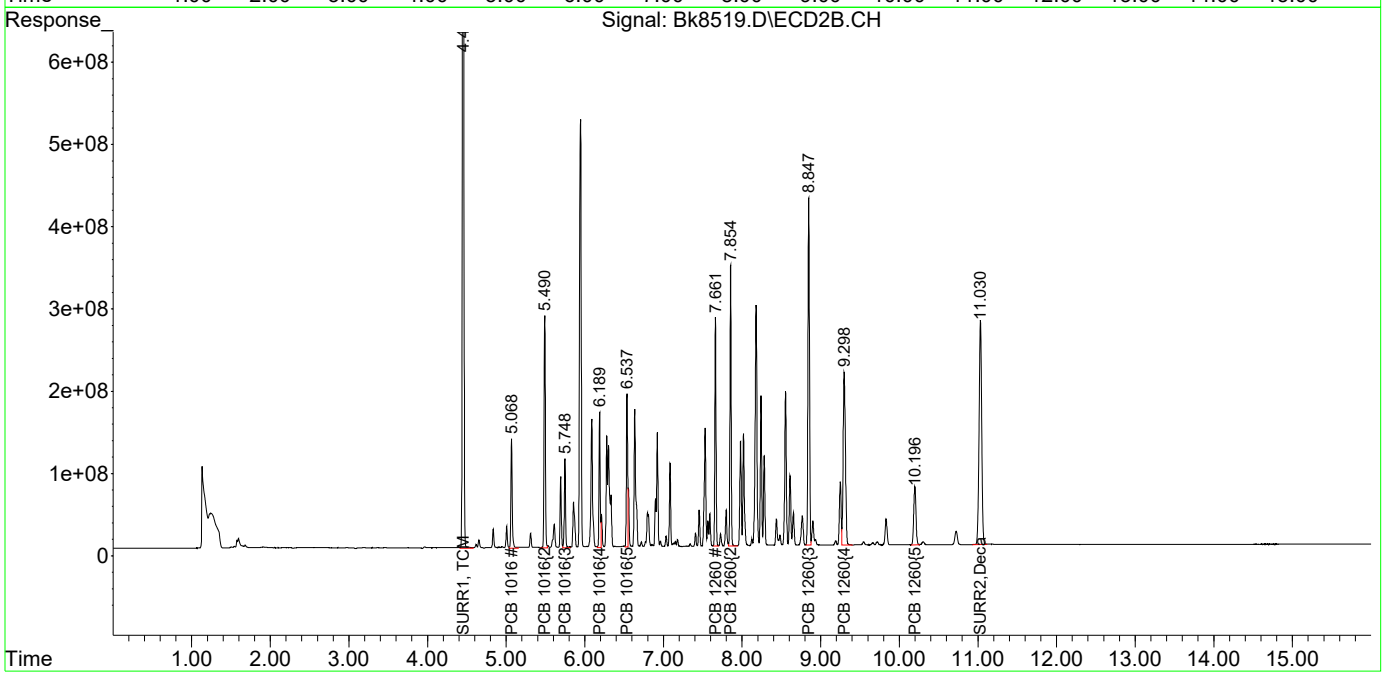

1st BA 06/21/21
2nd DM 06/22/21

Quantitation Report (Qedit)

Data Path : I:\ACQUDATA\6890G\Data\061821\
Data File : Bk8530.D
Signal(s) : Signal #1: ECD1A.CH Signal #2: ECD2B.CH
Acq On : 19 Jun 2021 8:56 am
Operator : B.Allgeier
Sample : ccv
Misc : 8082 m
ALS Vial : 2 Sample Multiplier: 1

Integration File signal 1: AUTOINT1.E
Integration File signal 2: AUTOINT2.E
Quant Time: Jun 21 08:39:10 2021
Quant Method : I:\ACQUDATA\6890G\Methods\G-PCB061621.M
Quant Title : 608/8082 PCB'S
QLast Update : Thu Jun 17 11:40:39 2021
Response via : Initial Calibration
Integrator: ChemStation 6890 Scale Mode: Large solvent peaks clipped

Volume Inj. : 2uL
Signal #1 Phase : DB-1701 Signal #2 Phase: DB-17
Signal #1 Info : 0.32mm 30m Signal #2 Info : 0.32mm 30m

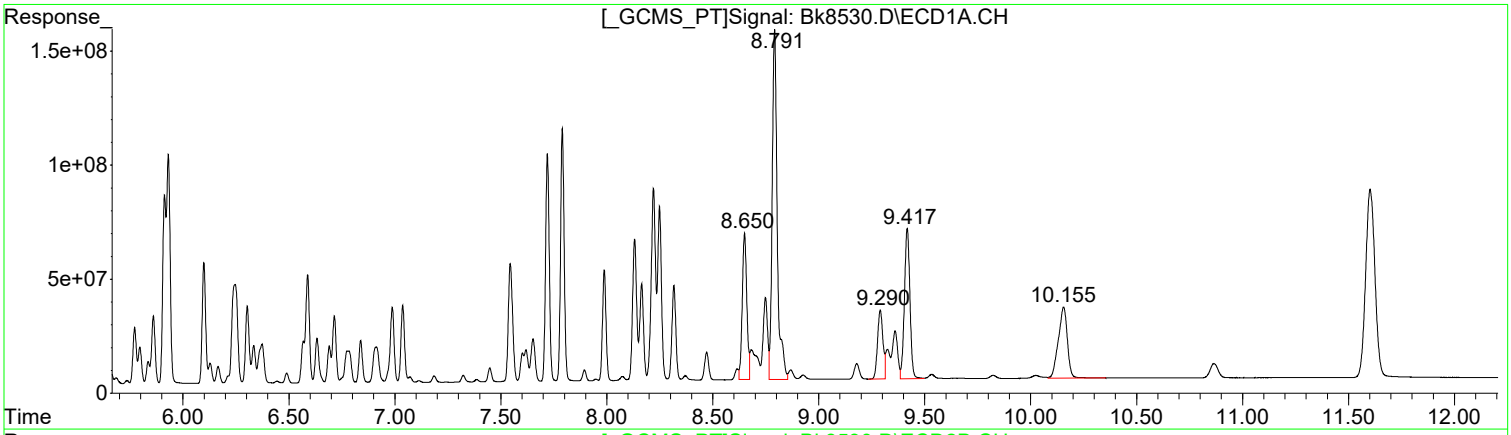

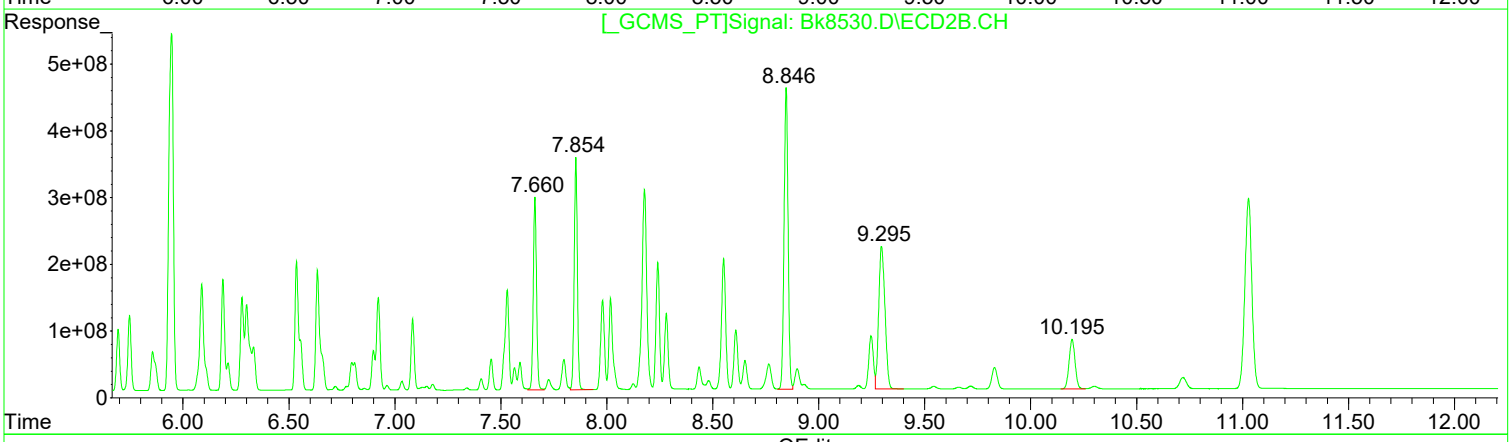

QEdit

(33) PCB 1260 (L7c)

R.T.	Response	Conc
8.65	962252449	544.21
8.79	2548555174	544.29
9.29	532769489	576.57
9.42	1194789931	554.92
10.16	928756531	550.98

(33) PCB 1260 #2 (L7c)

R.T.	Response	Conc
7.66	3092948247	481.53
7.85	3626818083	481.38
8.85	5943692521	490.56
9.30	4390978556	478.61
10.20	1454581353	460.64

Manual Integration:

After

Poor integration.

06/21/21

(+) = Expected Retention Time

1st BA 06/21/21
2nd DM 06/22/21

Quantitation Report (Qedit)

Data Path : I:\ACQUDATA\6890G\Data\061821\
Data File : Bk8530.D
Signal(s) : Signal #1: ECD1A.CH Signal #2: ECD2B.CH
Acq On : 19 Jun 2021 8:56 am
Operator : B.Allgeier
Sample : ccv
Misc : 8082 m
ALS Vial : 2 Sample Multiplier: 1

Integration File signal 1: AUTOINT1.E
Integration File signal 2: AUTOINT2.E
Quant Time: Jun 21 08:39:10 2021
Quant Method : I:\ACQUDATA\6890G\Methods\G-PCB061621.M
Quant Title : 608/8082 PCB'S
QLast Update : Thu Jun 17 11:40:39 2021
Response via : Initial Calibration
Integrator: ChemStation 6890 Scale Mode: Large solvent peaks clipped

Volume Inj. : 2uL
Signal #1 Phase : DB-1701 Signal #2 Phase: DB-17
Signal #1 Info : 0.32mm 30m Signal #2 Info : 0.32mm 30m

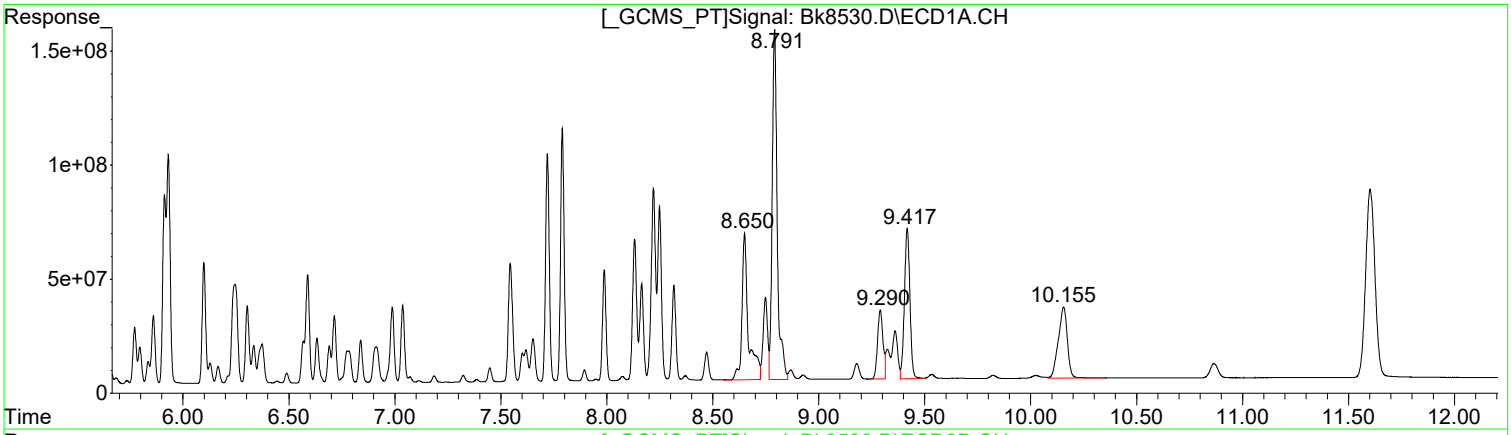

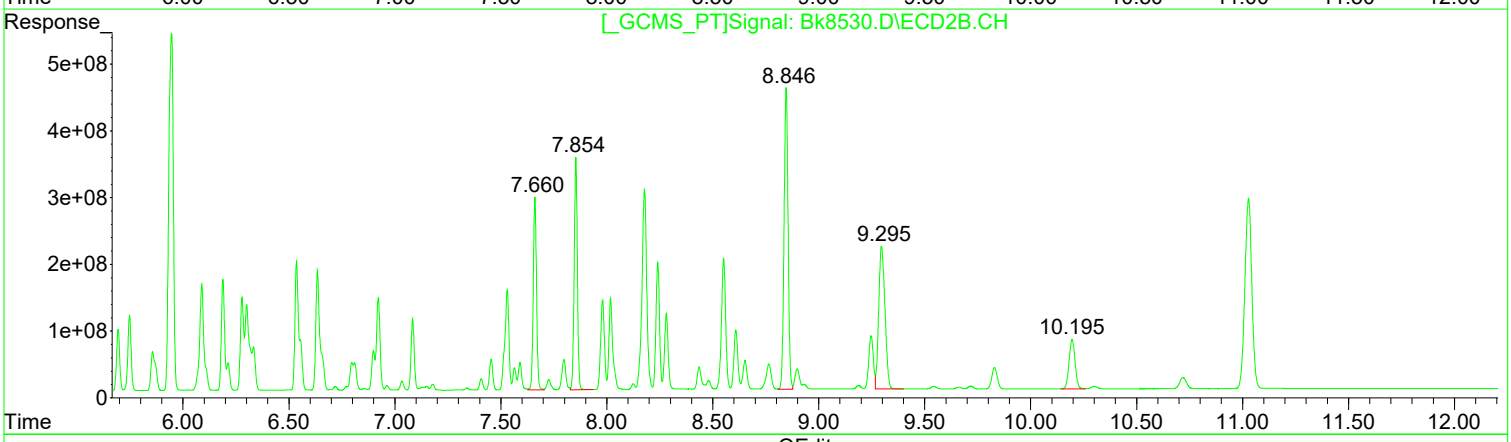

QEdit

(33) PCB 1260 (L7c)

R.T.	Response	Conc
8.65	1342482594	759.26
8.79	2548555174	544.29
9.29	532769489	576.57
9.42	1194789931	554.92
10.16	928756531	550.98

(33) PCB 1260 #2 (L7c)

R.T.	Response	Conc
7.66	3092948247	481.53
7.85	3626818083	481.38
8.85	5943692521	490.56
9.30	4390978556	478.61
10.20	1454581353	460.64

Manual Integration:

Before

06/21/21

(+) = Expected Retention Time

1st BA 06/21/21
2nd DM 06/22/21

Quantitation Report (Qedit)

Data Path : I:\ACQUDATA\6890G\Data\061821\
Data File : Bk8530.D
Signal(s) : Signal #1: ECD1A.CH Signal #2: ECD2B.CH
Acq On : 19 Jun 2021 8:56 am
Operator : B.Allgeier
Sample : ccv
Misc : 8082 m
ALS Vial : 2 Sample Multiplier: 1

Integration File signal 1: AUTOINT1.E
Integration File signal 2: AUTOINT2.E
Quant Time: Jun 21 08:39:10 2021
Quant Method : I:\ACQUDATA\6890G\Methods\G-PCB061621.M
Quant Title : 608/8082 PCB'S
QLast Update : Thu Jun 17 11:40:39 2021
Response via : Initial Calibration
Integrator: ChemStation 6890 Scale Mode: Large solvent peaks clipped

Volume Inj. : 2uL
Signal #1 Phase : DB-1701 Signal #2 Phase: DB-17
Signal #1 Info : 0.32mm 30m Signal #2 Info : 0.32mm 30m

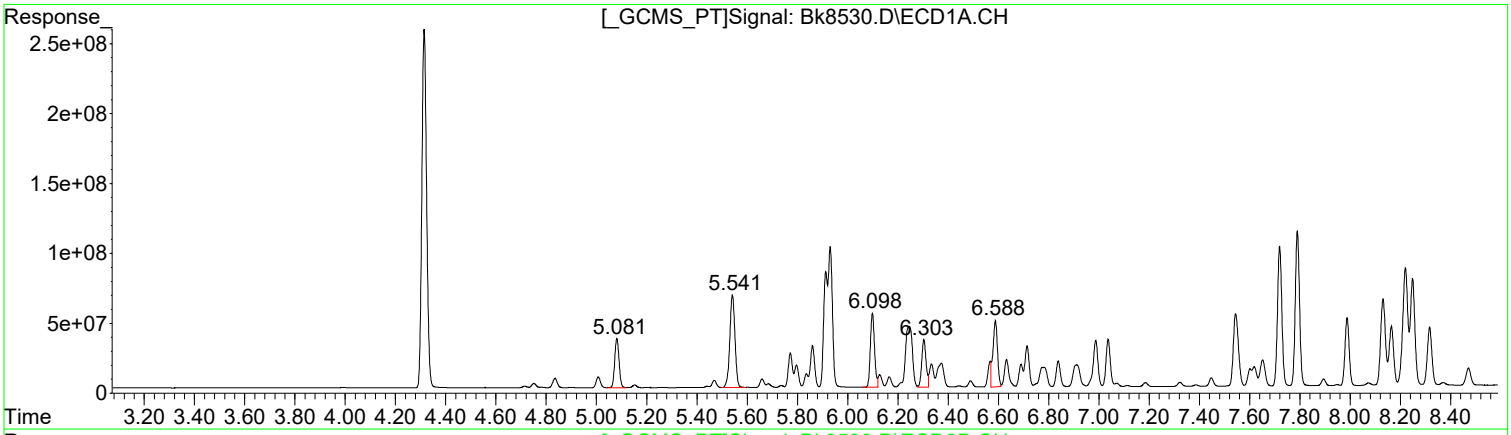

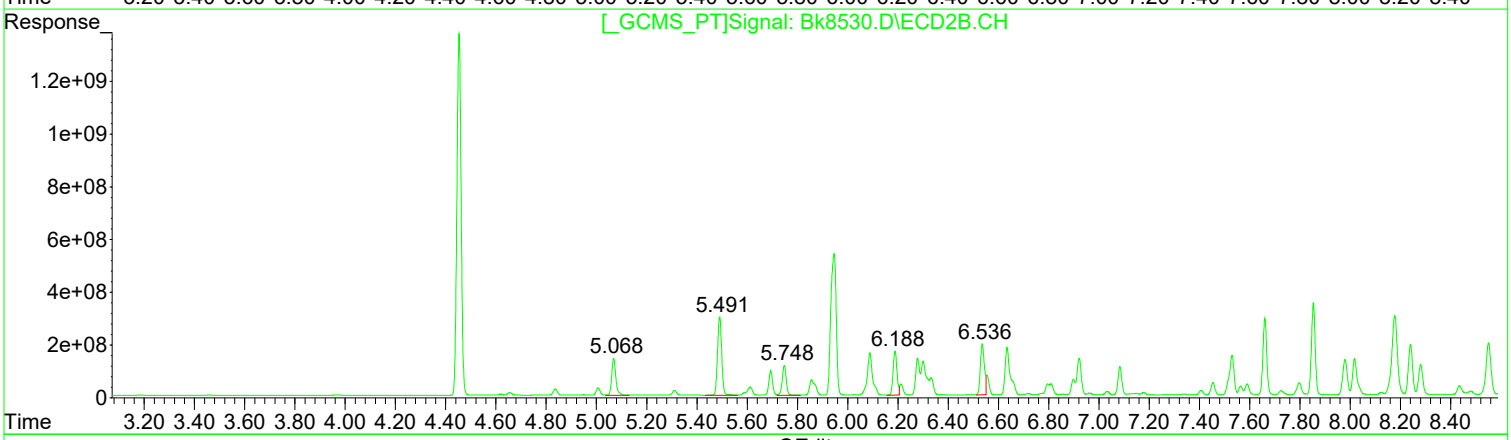

(3) PCB 1016 (L1c)

R.T.	Response	Conc
5.08	421566963	491.90
5.54	949936938	489.99
6.10	612362052	509.63
6.30	404904224	505.07
6.59	597597226	497.82

(3) PCB 1016 #2 (L1c)

R.T.	Response	Conc
5.07	1624206923	456.13
5.49	3452965180	475.28
5.75	1270003319	460.79
6.19	1780917834	480.07
6.54	2130721236	457.21

Manual Integration:

After

Poor integration.

06/21/21

(+) = Expected Retention Time

1st BA 06/21/21
2nd DM 06/22/21

Quantitation Report (Qedit)

Data Path : I:\ACQUDATA\6890G\Data\061821\
Data File : Bk8530.D
Signal(s) : Signal #1: ECD1A.CH Signal #2: ECD2B.CH
Acq On : 19 Jun 2021 8:56 am
Operator : B.Allgeier
Sample : ccv
Misc : 8082 m
ALS Vial : 2 Sample Multiplier: 1

Integration File signal 1: AUTOINT1.E
Integration File signal 2: AUTOINT2.E
Quant Time: Jun 21 08:39:10 2021
Quant Method : I:\ACQUDATA\6890G\Methods\G-PCB061621.M
Quant Title : 608/8082 PCB'S
QLast Update : Thu Jun 17 11:40:39 2021
Response via : Initial Calibration
Integrator: ChemStation 6890 Scale Mode: Large solvent peaks clipped

Volume Inj. : 2uL
Signal #1 Phase : DB-1701 Signal #2 Phase: DB-17
Signal #1 Info : 0.32mm 30m Signal #2 Info : 0.32mm 30m

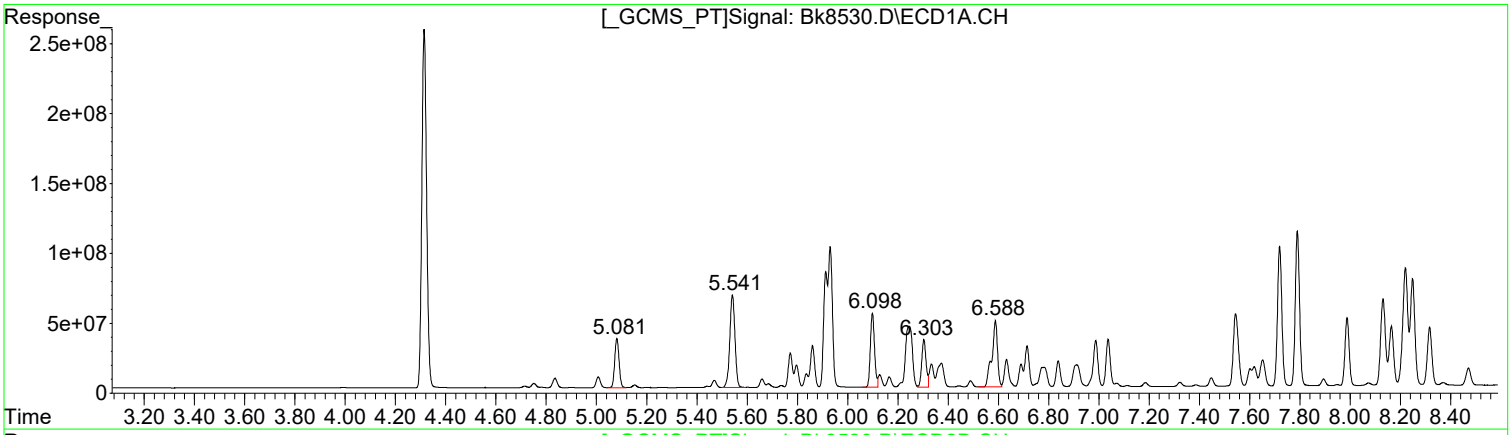

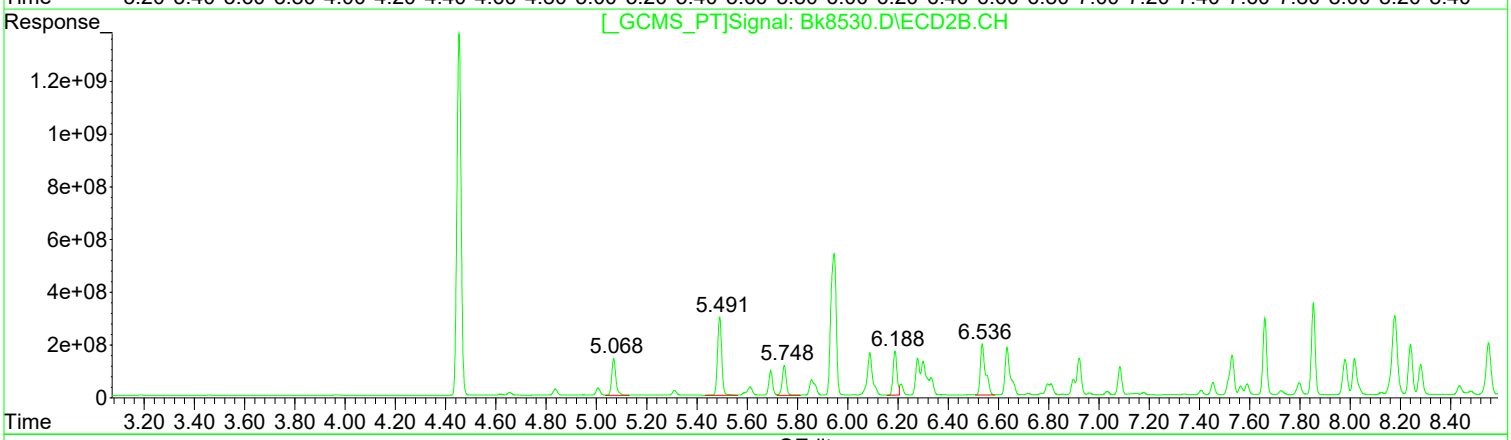

(3) PCB 1016 (L1c)

R.T.	Response	Conc
5.08	421566963	491.90
5.54	949936938	489.99
6.10	612362052	509.63
6.30	404904224	505.07
6.59	746908327	622.20

(3) PCB 1016 #2 (L1c)

R.T.	Response	Conc
5.07	1624206923	456.13
5.49	3452965180	475.28
5.75	1270003319	460.79
6.19	1780917834	480.07
6.54	2771254841	594.65

Manual Integration:

Before

06/21/21

(+) = Expected Retention Time

1st BA 06/21/21
2nd DM 06/22/21

Evaluate Continuing Calibration Report

Data Path : I:\ACQUDATA\6890G\Data\061821\
Data File : Bk8530.D
Signal(s) : Signal #1: ECD1A.CH Signal #2: ECD2B.CH
Acq On : 19 Jun 2021 8:56 am
Operator : B.Allgeier
Sample : ccv
Misc : 8082 m
ALS Vial : 2 Sample Multiplier: 1

Integration File signal 1: AUTOINT1.E
Integration File signal 2: AUTOINT2.E
Quant Time: Jun 21 08:39:10 2021
Quant Method : I:\ACQUDATA\6890G\Methods\G-PCB061621.M
Quant Title : 608/8082 PCB'S
QLast Update : Thu Jun 17 11:40:39 2021
Response via : Initial Calibration
Integrator: ChemStation 6890 Scale Mode: Large solvent peaks clipped

Volume Inj. : 2uL
Signal #1 Phase : DB-1701 Signal #2 Phase: DB-17
Signal #1 Info : 0.32mm 30m Signal #2 Info : 0.32mm 30m

Min. RRF : 0.000 Min. Rel. Area : 50% Max. R.T. Dev 0.50min
Max. RRF Dev : 20% Max. Rel. Area : 150%

		Compound	Amount	Calc.	%Dev	Area%	Dev(Min)
1	S	SURR1, TCMX	60.000	61.439	-2.4	103	0.00
2	S	SURR2,Decachlorobiphenyl	60.000	66.631	-11.1	114	0.00
3	L1c	PCB 1016	500.000	491.904	1.6	103	0.00
4	L1c	PCB 1016{2}	500.000	489.990	2.0	103	0.00
5	L1c	PCB 1016{3}	500.000	509.631	-1.9	106	0.00
6	L1c	PCB 1016{4}	500.000	505.067	-1.0	104	0.00
7	L1c	PCB 1016{5}	500.000	497.822	0.4	105	0.00
33	L7c	PCB 1260	500.000	544.212	-8.8	116	0.00
34	L7c	PCB 1260{2}	500.000	544.290	-8.9	113	0.00
35	L7c	PCB 1260{3}	500.000	576.569	-15.3	118	0.00
36	L7C	PCB 1260{4}	500.000	554.916	-11.0	113	0.00
37	L7C	PCB 1260{5}	500.000	550.982	-10.2	112	0.00

Signal #2

1	S	SURR1, TCMX	60.000	62.540	-4.2	98	0.00
2	S	SURR2,Decachlorobiphenyl	60.000	56.399	6.0	93	-0.01
3	L1c	PCB 1016	500.000	456.133	8.8	94	0.00
4	L1c	PCB 1016{2}	500.000	475.284	4.9	97	0.00
5	L1c	PCB 1016{3}	500.000	460.790	7.8	95	0.00
6	L1c	PCB 1016{4}	500.000	480.066	4.0	95	0.00
7	L1c	PCB 1016{5}	500.000	457.208	8.6	99	0.00
33	L7c	PCB 1260	500.000	481.532	3.7	97	0.00
34	L7c	PCB 1260{2}	500.000	481.378	3.7	97	0.00
35	L7c	PCB 1260{3}	500.000	490.565	1.9	96	0.00
36	L7C	PCB 1260{4}	500.000	478.608	4.3	95	0.00
37	L7C	PCB 1260{5}	500.000	460.640	7.9	95	-0.01

Evaluate Continuing Calibration Report - Not Founds

8	L2c	PCB 1221	500.000	0.000	100.0#	0	-4.72#
9	L2c	PCB 1221{2}	500.000	0.000	100.0#	0	-4.75#
10	L2c	PCB 1221{3}	500.000	0.000	100.0#	0	-4.83#
11	L2c	PCB 1221{4}	500.000	0.000	100.0#	0	-5.01#
12	L2c	PCB 1221{5}	500.000	0.000	100.0#	0	-5.08#
13	L3c	PCB 1232	500.000	0.000	100.0#	0	-4.84#
14	L3c	PCB 1232{2}	500.000	0.000	100.0#	0	-5.08#
15	L3c	PCB 1232{3}	500.000	0.000	100.0#	0	-5.54#
16	L3c	PCB 1232{4}	500.000	0.000	100.0#	0	-5.86#
17	L3c	PCB 1232{5}	500.000	0.000	100.0#	0	-6.10#
18	L4c	PCB 1242	500.000	0.000	100.0#	0	-5.09#
19	L4c	PCB 1242{2}	500.000	0.000	100.0#	0	-5.55#
20	L4c	PCB 1242{3}	500.000	0.000	100.0#	0	-6.59#
21	L4c	PCB 1242{4}	500.000	0.000	100.0#	0	-6.84#

1st BA 06/21/21
2nd DM 06/22/21

Data Path : I:\ACQUDATA\6890G\Data\061821\
Data File : Bk8530.D
Signal(s) : Signal #1: ECD1A.CH Signal #2: ECD2B.CH
Acq On : 19 Jun 2021 8:56 am
Operator : B.Allgeier
Sample : ccv
Misc : 8082 m
ALS Vial : 2 Sample Multiplier: 1

Integration File signal 1: AUTOINT1.E
Integration File signal 2: AUTOINT2.E
Quant Time: Jun 21 08:39:10 2021
Quant Method : I:\ACQUDATA\6890G\Methods\G-PCB061621.M
Quant Title : 608/8082 PCB'S
QLast Update : Thu Jun 17 11:40:39 2021
Response via : Initial Calibration
Integrator: ChemStation 6890 Scale Mode: Large solvent peaks clipped

Volume Inj. : 2uL
Signal #1 Phase : DB-1701 Signal #2 Phase: DB-17
Signal #1 Info : 0.32mm 30m Signal #2 Info : 0.32mm 30m

Min. RRF : 0.000 Min. Rel. Area : 50% Max. R.T. Dev 0.50min
Max. RRF Dev : 20% Max. Rel. Area : 150%

	Compound	Amount	Calc.	%Dev	Area%	Dev(Min)
22	L4c PCB 1242{5}	500.000	0.000	100.0#	0	-6.91#
23	L5c PCB 1248	500.000	0.000	100.0#	0	-5.54#
24	L5c PCB 1248{2}	500.000	0.000	100.0#	0	-6.25#
25	L5c PCB 1248{3}	500.000	0.000	100.0#	0	-6.30#
26	L5c PCB 1248{4}	500.000	0.000	100.0#	0	-6.59#
27	L5c PCB 1248{5}	500.000	0.000	100.0#	0	-6.84#
28	L6c PCB 1254	500.000	0.000	100.0#	0	-7.04#
29	L6c PCB 1254{2}	500.000	0.000	100.0#	0	-7.45#
30	L6c PCB 1254{3}	500.000	0.000	100.0#	0	-7.56#
31	L6c PCB 1254{4}	500.000	0.000	100.0#	0	-8.22#
32	L6c PCB 1254{5}	500.000	0.000	100.0#	0	-8.71#
38	L8C PCB 1268	500.000	0.000	100.0	0	-8.25#
39	L8C PCB 1268{2}	500.000	0.000	100.0	0	-8.62#
40	L8C PCB 1268{3}	500.000	0.000	100.0	0	-9.36#
41	L8C PCB 1268{4}	500.000	0.000	100.0	0	-9.83#
42	L8C PCB 1268{5}	500.000	0.000	100.0	0	-10.17#
43	L9C PCB 1262	500.000	0.000	100.0	0	-7.55#
44	L9C PCB 1262{2}	500.000	0.000	100.0	0	-7.79#
45	L9C PCB 1262{3}	500.000	0.000	100.0	0	-8.25#
46	L9C PCB 1262{4}	500.000	0.000	100.0	0	-9.29#
47	L9C PCB 1262{5}	500.000	0.000	100.0	0	-10.16#

Signal #2

8	L2c PCB 1221	500.000	0.000	100.0#	0	-4.62#
9	L2c PCB 1221{2}	500.000	0.000	100.0#	0	-4.66#
10	L2c PCB 1221{3}	500.000	0.000	100.0#	0	-5.01#
11	L2c PCB 1221{4}	500.000	0.000	100.0#	0	-5.07#
12	L2c PCB 1221{5}	500.000	0.000	100.0#	0	-5.61#
13	L3c PCB 1232	500.000	0.000	100.0#	0	-5.07#
14	L3c PCB 1232{2}	500.000	0.000	100.0#	0	-5.49#
15	L3c PCB 1232{3}	500.000	0.000	100.0#	0	-5.95#
16	L3c PCB 1232{4}	500.000	0.000	100.0#	0	-6.09#
17	L3c PCB 1232{5}	500.000	0.000	100.0#	0	-6.54#
18	L4c PCB 1242	500.000	0.000	100.0#	0	-5.07#
19	L4c PCB 1242{2}	500.000	0.000	100.0#	0	-5.50#
20	L4c PCB 1242{3}	500.000	0.000	100.0#	0	-5.95#
21	L4c PCB 1242{4}	500.000	0.000	100.0#	0	-6.90#
22	L4c PCB 1242{5}	500.000	0.000	100.0#	0	-6.93#
23	L5c PCB 1248	500.000	0.000	100.0#	0	-5.49#
24	L5c PCB 1248{2}	500.000	0.000	100.0#	0	-5.95#
25	L5c PCB 1248{3}	500.000	0.000	100.0#	0	-6.54#
26	L5c PCB 1248{4}	500.000	0.000	100.0#	0	-6.90#
27	L5c PCB 1248{5}	500.000	0.000	100.0#	0	-6.93#

1st BA 06/21/21
2nd DM 06/22/21

Evaluate Continuing Calibration Report

Data Path : I:\ACQUDATA\6890G\Data\061821\
Data File : Bk8530.D
Signal(s) : Signal #1: ECD1A.CH Signal #2: ECD2B.CH
Acq On : 19 Jun 2021 8:56 am
Operator : B.Allgeier
Sample : ccv
Misc : 8082 m
ALS Vial : 2 Sample Multiplier: 1

Integration File signal 1: AUTOINT1.E
Integration File signal 2: AUTOINT2.E
Quant Time: Jun 21 08:39:10 2021
Quant Method : I:\ACQUDATA\6890G\Methods\G-PCB061621.M
Quant Title : 608/8082 PCB'S
QLast Update : Thu Jun 17 11:40:39 2021
Response via : Initial Calibration
Integrator: ChemStation 6890 Scale Mode: Large solvent peaks clipped

Volume Inj. : 2uL
Signal #1 Phase : DB-1701 Signal #2 Phase: DB-17
Signal #1 Info : 0.32mm 30m Signal #2 Info : 0.32mm 30m

Min. RRF : 0.000 Min. Rel. Area : 50% Max. R.T. Dev 0.50min
Max. RRF Dev : 20% Max. Rel. Area : 150%

	Compound	Amount	Calc.	%Dev	Area%	Dev(Min)
28	L6c PCB 1254	500.000	0.000	100.0#	0	-7.34#
29	L6c PCB 1254{2}	500.000	0.000	100.0#	0	-7.41#
30	L6c PCB 1254{3}	500.000	0.000	100.0#	0	-7.52#
31	L6c PCB 1254{4}	500.000	0.000	100.0#	0	-7.73#
32	L6c PCB 1254{5}	500.000	0.000	100.0#	0	-8.18#
38	L8C PCB 1268	500.000	0.000	100.0	0	-8.25#
39	L8C PCB 1268{2}	500.000	0.000	100.0	0	-8.49#
40	L8C PCB 1268{3}	500.000	0.000	100.0	0	-9.26#
41	L8C PCB 1268{4}	500.000	0.000	100.0	0	-9.32#
42	L8C PCB 1268{5}	500.000	0.000	100.0	0	-10.21#
43	L9C PCB 1262	500.000	0.000	100.0	0	-7.54#
44	L9C PCB 1262{2}	500.000	0.000	100.0	0	-7.67#
45	L9C PCB 1262{3}	500.000	0.000	100.0	0	-8.25#
46	L9C PCB 1262{4}	500.000	0.000	100.0	0	-8.85#
47	L9C PCB 1262{5}	500.000	0.000	100.0	0	-10.21#

(#) = Out of Range SPCC's out = 0 CCC's out = 50

1st BA 06/21/21
2nd DM 06/22/21

Quantitation Report (QT Reviewed)

Data Path : I:\ACQUDATA\6890G\Data\061821\
Data File : Bk8530.D
Signal(s) : Signal #1: ECD1A.CH Signal #2: ECD2B.CH
Acq On : 19 Jun 2021 8:56 am
Operator : B.Allgeier
Sample : ccv
Misc : 8082 m
ALS Vial : 2 Sample Multiplier: 1

Integration File signal 1: AUTOINT1.E
Integration File signal 2: AUTOINT2.E
Quant Time: Jun 21 08:39:10 2021
Quant Method : I:\ACQUDATA\6890G\Methods\G-PCB061621.M
Quant Title : 608/8082 PCB'S
QLast Update : Thu Jun 17 11:40:39 2021
Response via : Initial Calibration
Integrator: ChemStation 6890 Scale Mode: Large solvent peaks clipped

Volume Inj. : 2uL
Signal #1 Phase : DB-1701 Signal #2 Phase: DB-17
Signal #1 Info : 0.32mm 30m Signal #2 Info : 0.32mm 30m

Compound	RT#1	RT#2	Resp#1	Resp#2	ug/l	ug/l
System Monitoring Compounds						
1) S SURR1, TCMX	4.315	4.454	3376.0E6	16057.0E6	61.439	62.540
Spiked Amount 100.000 Range 30 - 150 Recovery = 61.44% 62.54%						
2) S SURR2,Dec...	11.602	11.028	2556.8E6	6563.2E6	66.631	56.399
Spiked Amount 100.000 Range 30 - 150 Recovery = 66.63% 56.40%						
Target Compounds						
3) L1c PCB 1016	5.082	5.069	421.6E6	1624.2E6	491.904	456.133
4) L1c PCB 1016{2}	5.542	5.491	949.9E6	3453.0E6	489.990	475.284
5) L1c PCB 1016{3}	6.099	5.748	612.4E6	1270.0E6	509.631	460.790
6) L1c PCB 1016{4}	6.304	6.189	404.9E6	1780.9E6	505.067	480.066
7) L1c PCB 1016{5}	6.588	6.536	597.6E6	2130.7E6	497.822m	457.208m
Sum PCB 1016			2986.4E6	10258.8E6	2494.415	2329.481
Average PCB 1016					498.883	465.896
Sum PCB 1221			0	0	N.D.	N.D.
Average PCB 1221					0.000	0.000
Sum PCB 1232			0	0	N.D.	N.D.
Average PCB 1232					0.000	0.000
Sum PCB 1242			0	0	N.D.	N.D.
Average PCB 1242					0.000	0.000
Sum PCB 1248			0	0	N.D.	N.D.
Average PCB 1248					0.000	0.000
Sum PCB 1254			0	0	N.D.	N.D.
Average PCB 1254					0.000	0.000
33) L7c PCB 1260	8.650	7.661	962.3E6	3092.9E6	544.212m	481.532
34) L7c PCB 1260{2}	8.792	7.854	2548.6E6	3626.8E6	544.290	481.378
35) L7c PCB 1260{3}	9.290	8.846	532.8E6	5943.7E6	576.569	490.565
36) L7C PCB 1260{4}	9.418	9.296	1194.8E6	4391.0E6	554.916	478.608
37) L7C PCB 1260{5}	10.155	10.195	928.8E6	1454.6E6	550.982	460.640
Sum PCB 1260			6167.1E6	18509.0E6	2770.968	2392.722
Average PCB 1260					554.194	478.544
Sum PCB 1268			0	0	N.D.	N.D.
Average PCB 1268					0.000	0.000
Sum PCB 1262			0	0	N.D.	N.D.
Average PCB 1262					0.000	0.000

(f)=RT Delta > 1/2 Window (#)=Amounts differ by > 25% (m)=manual int.

1st BA 06/21/21
2nd DM 06/22/21

Quantitation Report (QT Reviewed)

Data Path : I:\ACQUDATA\6890G\Data\061821\
Data File : Bk8530.D
Signal(s) : Signal #1: ECD1A.CH Signal #2: ECD2B.CH
Acq On : 19 Jun 2021 8:56 am
Operator : B.Allgeier
Sample : ccv
Misc : 8082 m
ALS Vial : 2 Sample Multiplier: 1

Integration File signal 1: AUTOINT1.E
Integration File signal 2: AUTOINT2.E
Quant Time: Jun 21 08:39:10 2021
Quant Method : I:\ACQUDATA\6890G\Methods\G-PCB061621.M
Quant Title : 608/8082 PCB'S
QLast Update : Thu Jun 17 11:40:39 2021
Response via : Initial Calibration
Integrator: ChemStation 6890 Scale Mode: Large solvent peaks clipped

Volume Inj. : 2uL
Signal #1 Phase : DB-1701 Signal #2 Phase: DB-17
Signal #1 Info : 0.32mm 30m Signal #2 Info : 0.32mm 30m

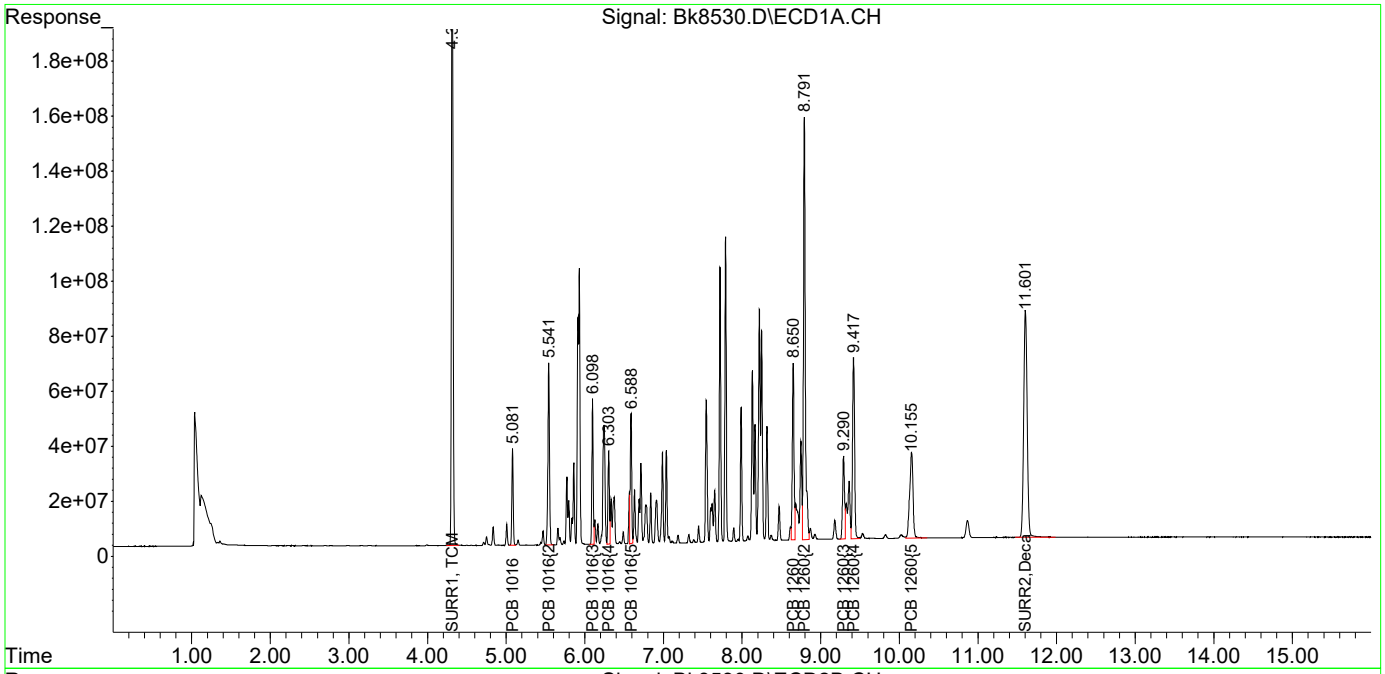

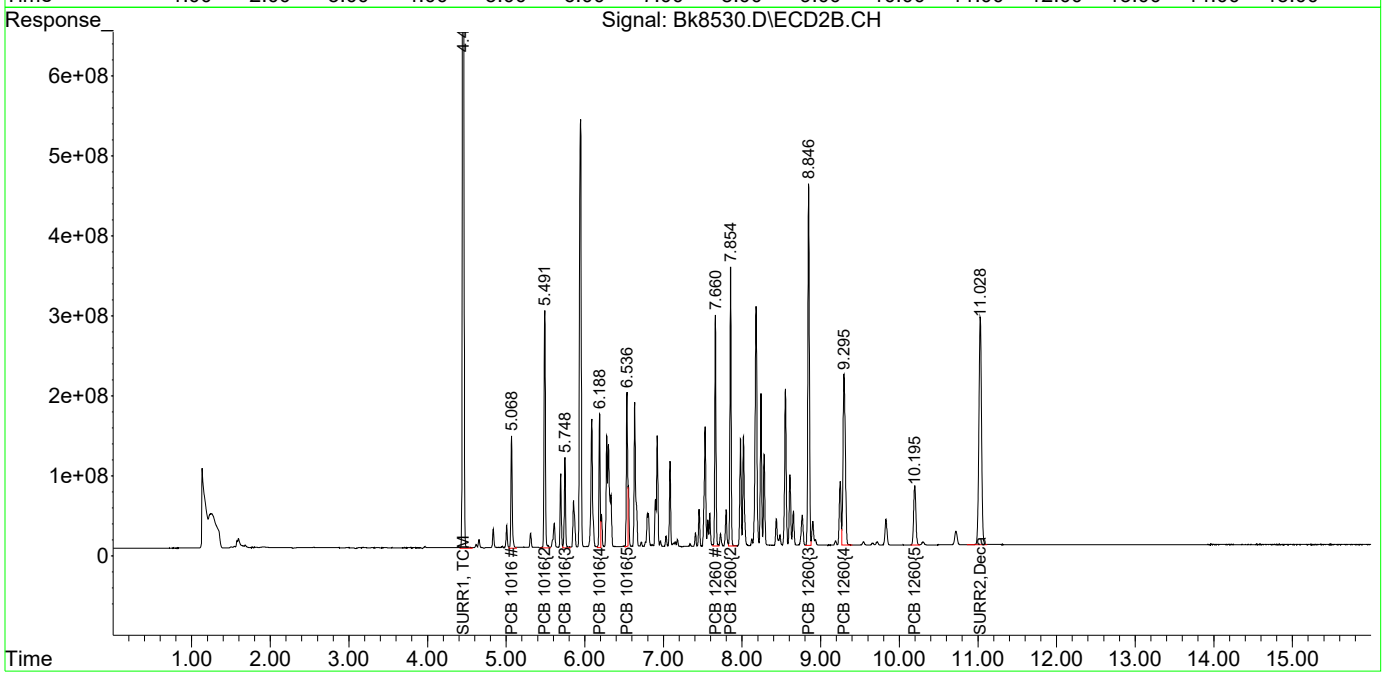

Analysis: 8082	Analyst: BA	Run Method: PCB
Date: 6/16/21	Instr. 6890G R-GC-58	Quant Method: G-PCB061621
Syringes:		LIMS Run#:

Pos.	Sample	Diln.	Stds. ID	File#	OK?	Comments
	BLK			BLK8376	—	
	CCV			77	N	
	ICV			78	↓	
	BLK			79	—	
	INST BLK			80	Y	
	1660 LL		215733	81	Y	
	1660 L		730	82	Y	
	ML		731	83	Y	
	M		217115	84	Y	
	MH		116	85	Y	
	H		215732	86	Y	
	1232/62 LL		217157	87	Y	
	L		216793	88	Y	
	ML		794	89	Y	
	M		795	90	Y	
	MH		796	91	Y	
	H		797	92	Y	
	1242/68 LL		217158	93	Y	
	L		216800	94	Y	
	ML		801	95	Y	
	M		802	96	Y	
	MH		803	97	Y	
	H		804	98	Y	
	1248 LL		216815	99	Y	
	L		810	400	Y	
	ML		811	01	Y	
	M		812	02	Y	
	MH		813	03	Y	
	H		814	04	Y	
	1221/54 LL		216792	05	Y	
	L		787	06	Y	
	ML		788	07	Y	
	M		789	08	Y	
	MH		790	09	Y	
	H		791	10	Y	
	ICV		217377	11	Y	

All samples = _____mL + _____uL Combined IS/Surr.;

Primary :_____ exp: Secondary :_____ exp:

Primary:_____ exp: Secondary :_____ exp:

Reagents:

Runlog GCEXT r2 4/27/17

1st DM 06/21/21
2nd BA 06/21/21

Quantitation Report (QT Reviewed)

Data Path : I:\ACQUDATA\6890G\Data\061621\
Data File : Bk8411.D
Signal(s) : Signal #1: ECD1A.CH Signal #2: ECD2B.CH
Acq On : 17 Jun 2021 1:39 am
Operator : B.Allgeier
Sample : 1660 ICV
Misc : 8082
ALS Vial : 32 Sample Multiplier: 1

Integration File signal 1: AUTOINT1.E
Integration File signal 2: AUTOINT2.E
Quant Time: Jun 17 11:44:54 2021
Quant Method : I:\ACQUDATA\6890G\Methods\G-PCB061621.M
Quant Title : 608/8082 PCB'S
QLast Update : Thu Jun 17 11:40:39 2021
Response via : Initial Calibration
Integrator: ChemStation 6890 Scale Mode: Large solvent peaks clipped

Volume Inj. : 2uL
Signal #1 Phase : DB-1701 Signal #2 Phase: DB-17
Signal #1 Info : 0.32mm 30m Signal #2 Info : 0.32mm 30m

Compound	RT#1	RT#2	Resp#1	Resp#2	ug/l	ug/l
System Monitoring Compounds						
Target Compounds						
3) L1c PCB 1016	5.082	5.072	423.0E6	1613.6E6	493.532	453.167
4) L1c PCB 1016{2}	5.543	5.494	938.0E6	3329.5E6	483.811	458.296
5) L1c PCB 1016{3}	6.100	5.751	583.3E6	1246.4E6	485.438m	452.213
6) L1c PCB 1016{4}	6.305	6.192	394.0E6	1745.1E6	491.509	470.424
7) L1c PCB 1016{5}	6.589	6.539	538.1E6	2099.4E6	448.226m	450.497m
Sum PCB 1016			2876.3E6	10034.1E6	2402.516	2284.596
Average PCB 1016					480.503	456.919
Sum PCB 1221			0	0	N.D.	N.D.
Average PCB 1221					0.000	0.000
Sum PCB 1232			0	0	N.D.	N.D.
Average PCB 1232					0.000	0.000
Sum PCB 1242			0	0	N.D.	N.D.
Average PCB 1242					0.000	0.000
Sum PCB 1248			0	0	N.D.	N.D.
Average PCB 1248					0.000	0.000
Sum PCB 1254			0	0	N.D.	N.D.
Average PCB 1254					0.000	0.000
33) L7c PCB 1260	8.652	7.665	913.6E6	2947.2E6	516.714m	458.845
34) L7c PCB 1260{2}	8.794	7.857	2366.9E6	3503.5E6	505.494	465.014
35) L7c PCB 1260{3}	9.293	8.852	449.8E6	6024.0E6	486.782	497.196
36) L7C PCB 1260{4}	9.420	9.303	1101.9E6	4449.6E6	511.757	484.992
37) L7C PCB 1260{5}	10.158	10.204	812.8E6	1408.2E6	482.179	445.961
Sum PCB 1260			5645.0E6	18332.6E6	2502.926	2352.008
Average PCB 1260					500.585	470.402
Sum PCB 1268			0	0	N.D.	N.D.
Average PCB 1268					0.000	0.000
Sum PCB 1262			0	0	N.D.	N.D.
Average PCB 1262					0.000	0.000

(f)=RT Delta > 1/2 Window (#)=Amounts differ by > 25% (m)=manual int.

1st DM 06/21/21
2nd BA 06/21/21

Quantitation Report (QT Reviewed)

Data Path : I:\ACQUDATA\6890G\Data\061621\
Data File : Bk8411.D
Signal(s) : Signal #1: ECD1A.CH Signal #2: ECD2B.CH
Acq On : 17 Jun 2021 1:39 am
Operator : B.Allgeier
Sample : 1660 ICV
Misc : 8082
ALS Vial : 32 Sample Multiplier: 1

Integration File signal 1: AUTOINT1.E
Integration File signal 2: AUTOINT2.E
Quant Time: Jun 17 11:44:54 2021
Quant Method : I:\ACQUDATA\6890G\Methods\G-PCB061621.M
Quant Title : 608/8082 PCB'S
QLast Update : Thu Jun 17 11:40:39 2021
Response via : Initial Calibration
Integrator: ChemStation 6890 Scale Mode: Large solvent peaks clipped

Volume Inj. : 2uL
Signal #1 Phase : DB-1701 Signal #2 Phase: DB-17
Signal #1 Info : 0.32mm 30m Signal #2 Info : 0.32mm 30m

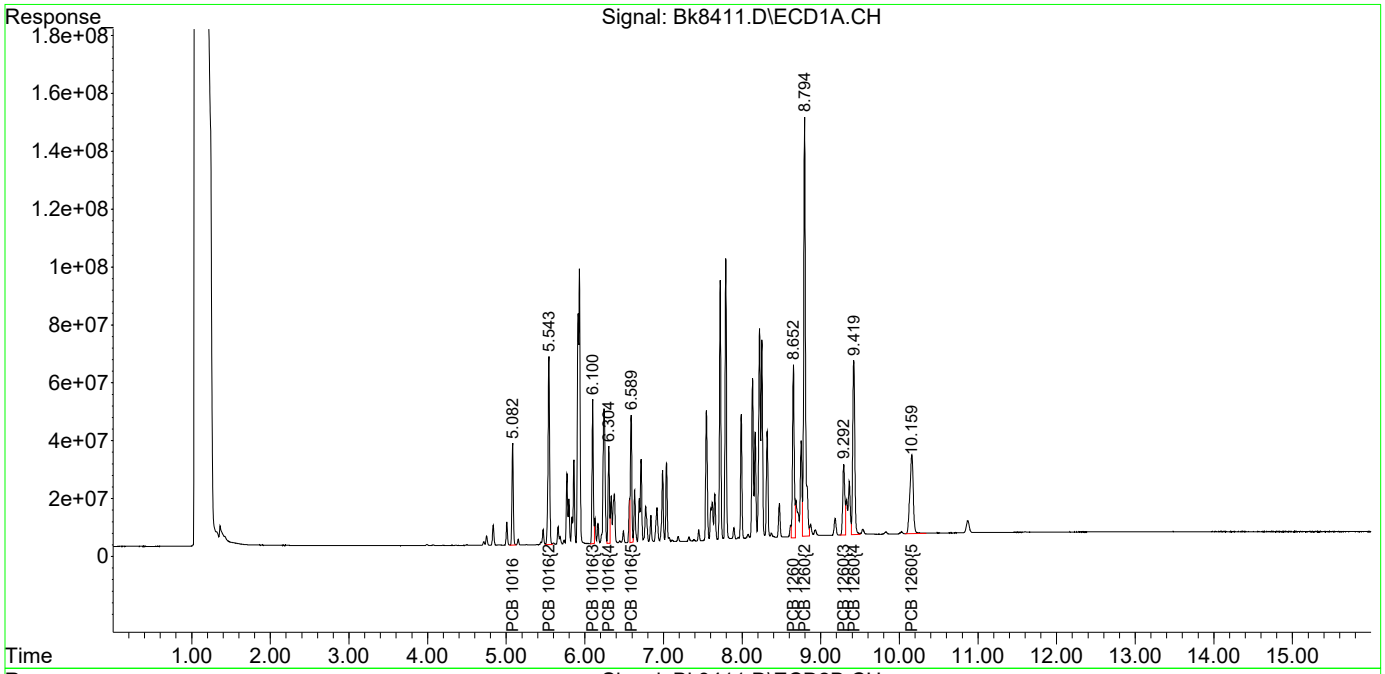

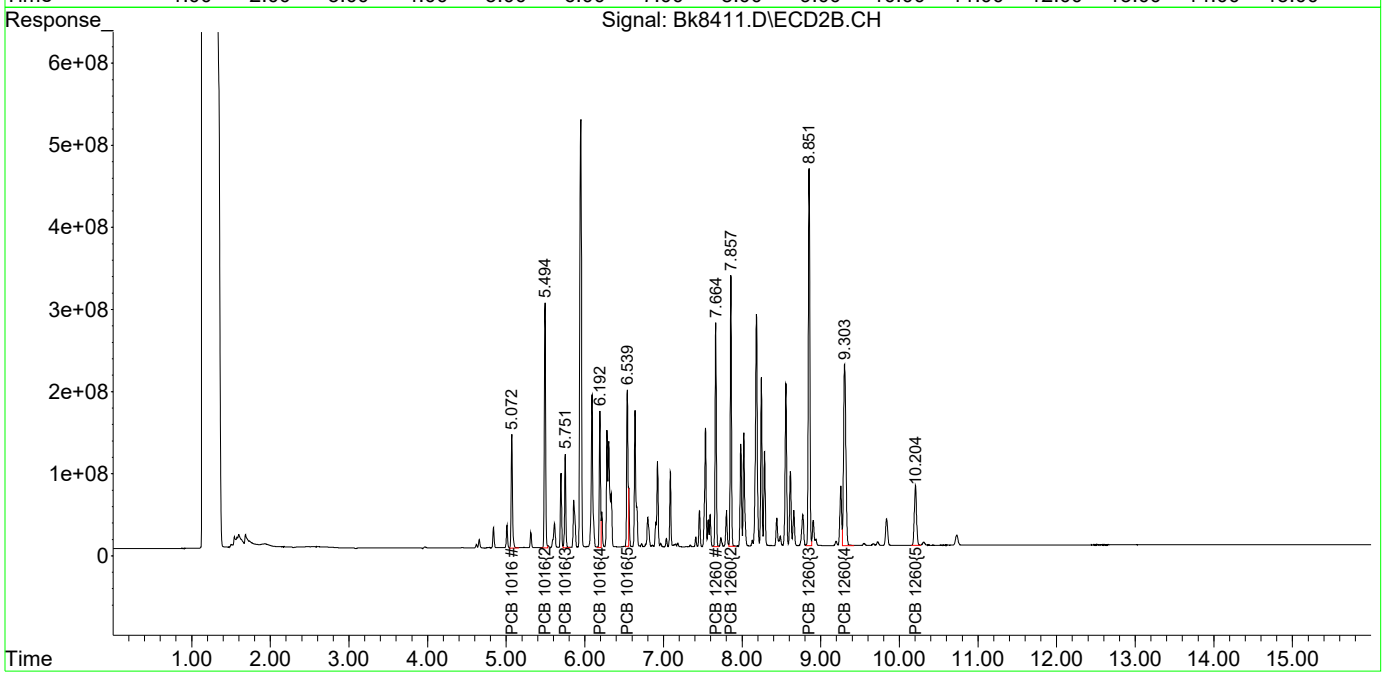

1st DM 06/21/21
2nd BA 06/21/21

Quantitation Report (QT Reviewed)

Data Path : I:\ACQUDATA\6890G\Data\061621\
Data File : Bk8380.D
Signal(s) : Signal #1: ECD1A.CH Signal #2: ECD2B.CH
Acq On : 16 Jun 2021 3:30 pm
Operator : B.Allgeier
Sample : INST BLK
Misc : 8082
ALS Vial : 1 Sample Multiplier: 1

Integration File signal 1: AUTOINT1.E
Integration File signal 2: AUTOINT2.E
Quant Time: Jun 17 11:48:07 2021
Quant Method : I:\ACQUDATA\6890G\Methods\G-PCB061621.M
Quant Title : 608/8082 PCB'S
QLast Update : Thu Jun 17 11:40:39 2021
Response via : Initial Calibration
Integrator: ChemStation 6890 Scale Mode: Large solvent peaks clipped

Volume Inj. : 2uL
Signal #1 Phase : DB-1701 Signal #2 Phase: DB-17
Signal #1 Info : 0.32mm 30m Signal #2 Info : 0.32mm 30m

Compound	RT#1	RT#2	Resp#1	Resp#2	ug/l	ug/l
System Monitoring Compounds						
Target Compounds						
Sum PCB 1016			0	0	N.D.	N.D.
Average PCB 1016					0.000	0.000
Sum PCB 1221			0	0	N.D.	N.D.
Average PCB 1221					0.000	0.000
Sum PCB 1232			0	0	N.D.	N.D.
Average PCB 1232					0.000	0.000
Sum PCB 1242			0	0	N.D.	N.D.
Average PCB 1242					0.000	0.000
Sum PCB 1248			0	0	N.D.	N.D.
Average PCB 1248					0.000	0.000
Sum PCB 1254			0	0	N.D.	N.D.
Average PCB 1254					0.000	0.000
Sum PCB 1260			0	0	N.D.	N.D.
Average PCB 1260					0.000	0.000
Sum PCB 1268			0	0	N.D.	N.D.
Average PCB 1268					0.000	0.000
Sum PCB 1262			0	0	N.D.	N.D.
Average PCB 1262					0.000	0.000

(f)=RT Delta > 1/2 Window (#)=Amounts differ by > 25% (m)=manual int.

Quantitation Report (QT Reviewed)

Data Path : I:\ACQUDATA\6890G\Data\061621\
Data File : Bk8380.D
Signal(s) : Signal #1: ECD1A.CH Signal #2: ECD2B.CH
Acq On : 16 Jun 2021 3:30 pm
Operator : B.Allgeier
Sample : INST BLK
Misc : 8082
ALS Vial : 1 Sample Multiplier: 1

Integration File signal 1: AUTOINT1.E
Integration File signal 2: AUTOINT2.E
Quant Time: Jun 17 11:48:07 2021
Quant Method : I:\ACQUDATA\6890G\Methods\G-PCB061621.M
Quant Title : 608/8082 PCB'S
QLast Update : Thu Jun 17 11:40:39 2021
Response via : Initial Calibration
Integrator: ChemStation 6890 Scale Mode: Large solvent peaks clipped

Volume Inj. : 2uL
Signal #1 Phase : DB-1701 Signal #2 Phase: DB-17
Signal #1 Info : 0.32mm 30m Signal #2 Info : 0.32mm 30m

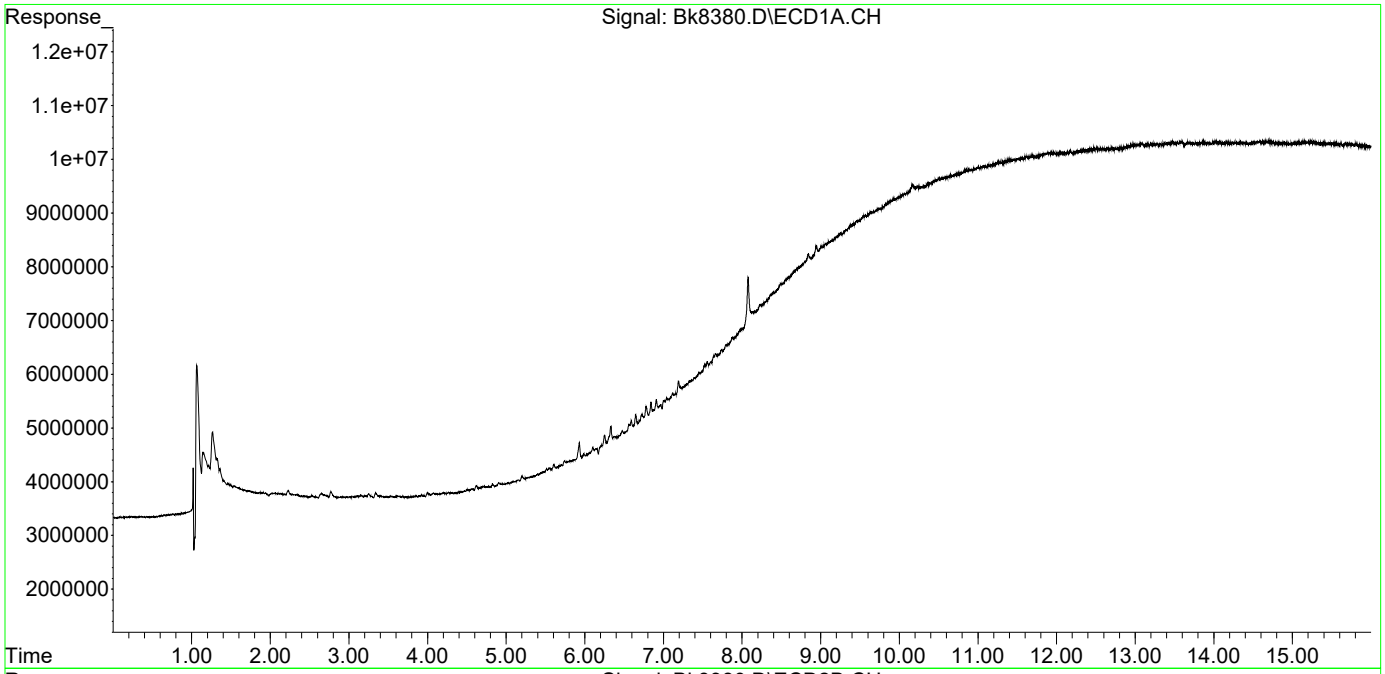

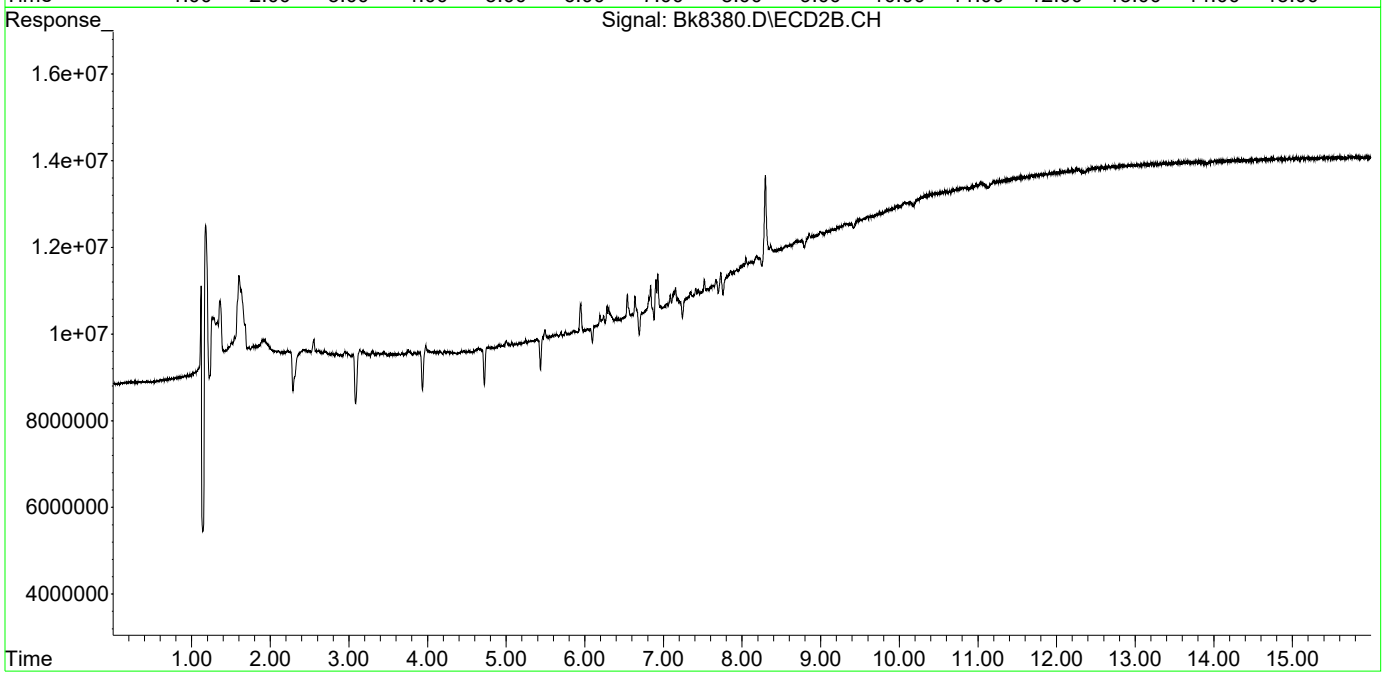

1st DM 06/21/21
2nd BA 06/21/21

Quantitation Report (Qedit)

Data Path : I:\ACQUDATA\6890G\Data\061621\
Data File : Bk8381.D
Signal(s) : Signal #1: ECD1A.CH Signal #2: ECD2B.CH
Acq On : 16 Jun 2021 3:49 pm
Operator : B.Allgeier
Sample : 1660 LL
Misc : 8082
ALS Vial : 2 Sample Multiplier: 1

Integration File signal 1: AUTOINT1.E
Integration File signal 2: AUTOINT2.E
Quant Time: Jun 17 08:57:32 2021
Quant Method : I:\ACQUDATA\6890G\Methods\G-PCB061621.M
Quant Title : 608/8082 PCB'S
QLast Update : Wed Jun 16 14:53:45 2021
Response via : Initial Calibration
Integrator: ChemStation 6890 Scale Mode: Large solvent peaks clipped

Volume Inj. : 2uL
Signal #1 Phase : DB-1701 Signal #2 Phase: DB-17
Signal #1 Info : 0.32mm 30m Signal #2 Info : 0.32mm 30m

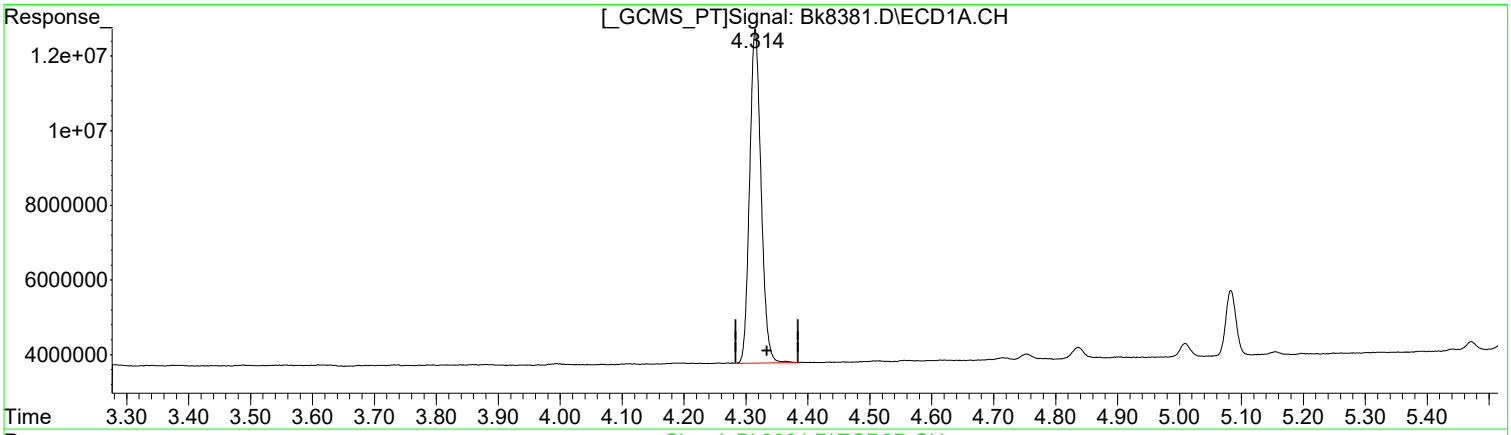

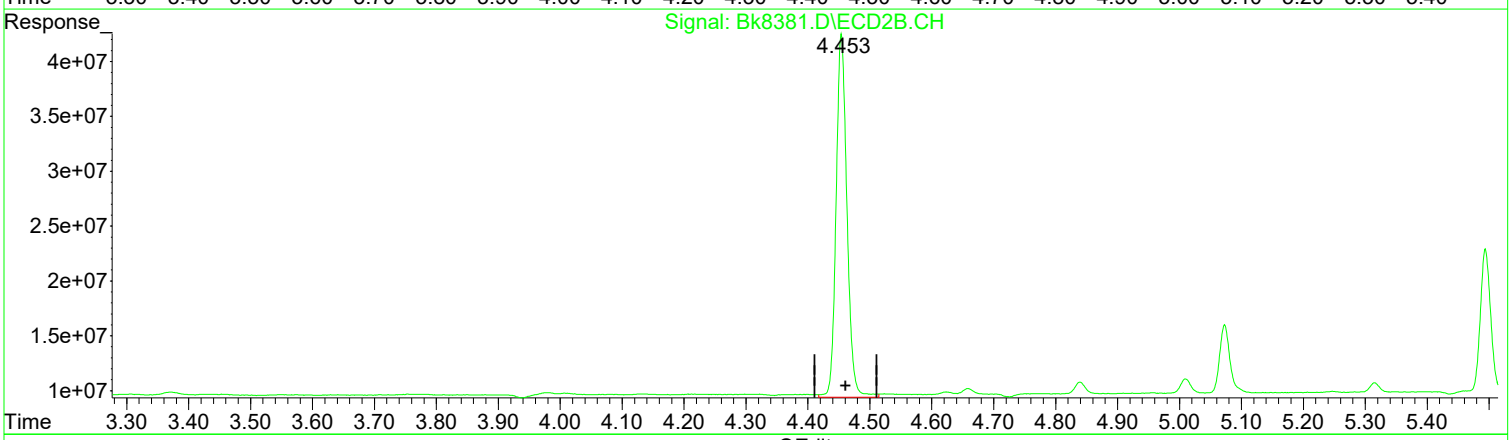

(1) SURR1, TCMX (S)
4.314min 3.934 ug/l m
response 114678774

(1) SURR1, TCMX #2 (S)
4.454min 2.169 ug/l
response 402693926

Manual Integration:
After
Poor integration.
06/17/21

(+) = Expected Retention Time

1st DM 06/21/21
2nd BA 06/21/21

Quantitation Report (Qedit)

Data Path : I:\ACQUDATA\6890G\Data\061621\
Data File : Bk8381.D
Signal(s) : Signal #1: ECD1A.CH Signal #2: ECD2B.CH
Acq On : 16 Jun 2021 3:49 pm
Operator : B.Allgeier
Sample : 1660 LL
Misc : 8082
ALS Vial : 2 Sample Multiplier: 1

Integration File signal 1: AUTOINT1.E
Integration File signal 2: AUTOINT2.E
Quant Time: Jun 17 09:12:21 2021
Quant Method : I:\ACQUDATA\6890G\Methods\G-PCB061621.M
Quant Title : 608/8082 PCB'S
QLast Update : Thu Jun 17 09:12:00 2021
Response via : Initial Calibration
Integrator: ChemStation 6890 Scale Mode: Large solvent peaks clipped

Volume Inj. : 2uL
Signal #1 Phase : DB-1701 Signal #2 Phase: DB-17
Signal #1 Info : 0.32mm 30m Signal #2 Info : 0.32mm 30m

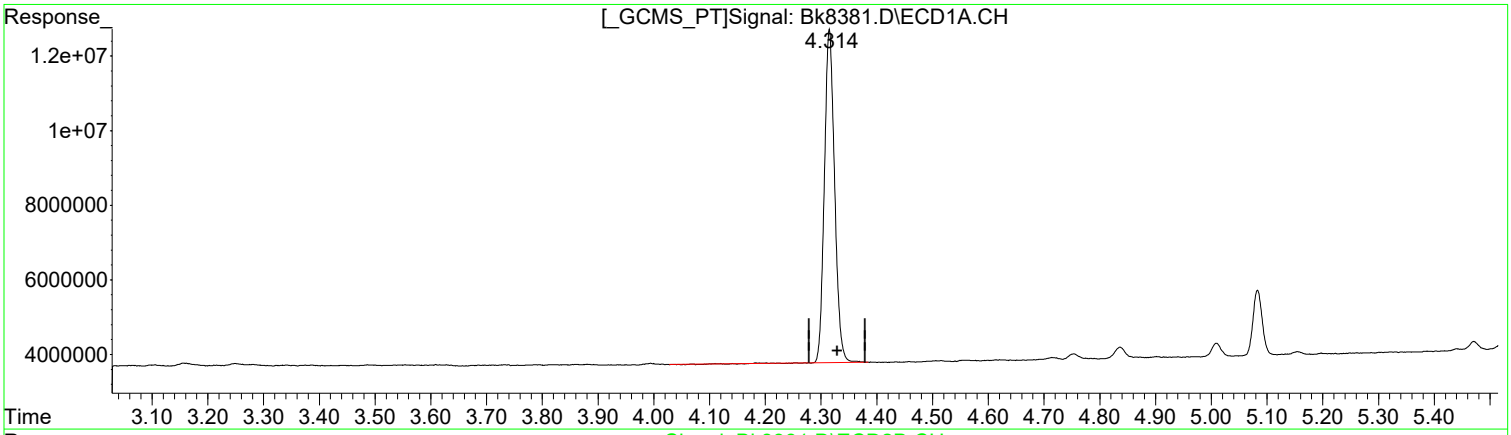

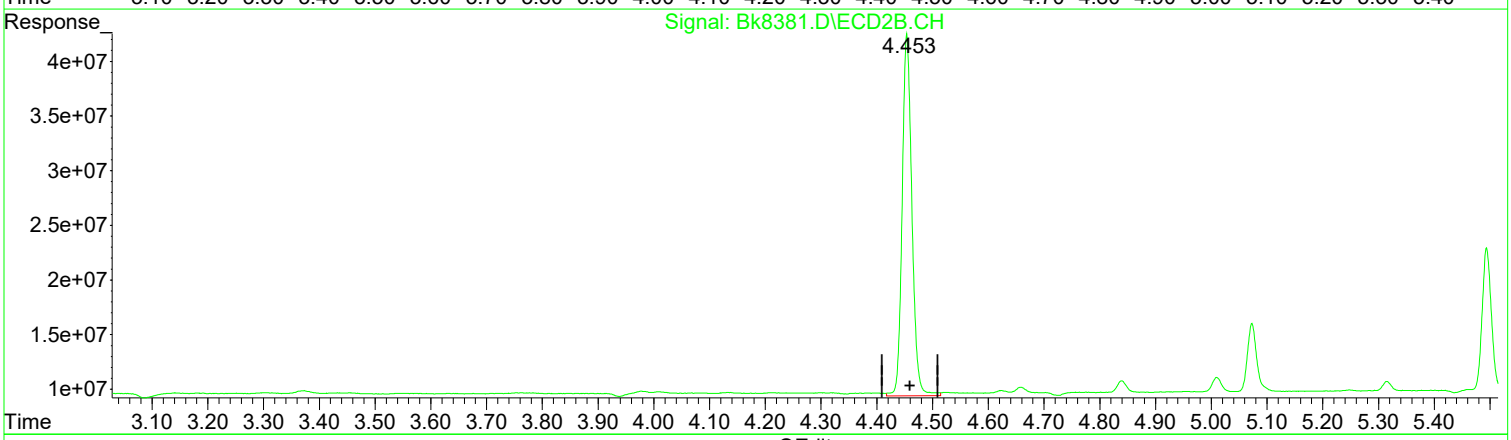

(1) SURR1, TCMX (S)
4.315min 3.924 ug/l
response 114378059

(1) SURR1, TCMX #2 (S)
4.454min 2.169 ug/l
response 402693926

Manual Integration:
Before

06/17/21

(+) = Expected Retention Time

1st DM 06/21/21
2nd BA 06/21/21

Quantitation Report (Qedit)

Data Path : I:\ACQUDATA\6890G\Data\061621\
Data File : Bk8381.D
Signal(s) : Signal #1: ECD1A.CH Signal #2: ECD2B.CH
Acq On : 16 Jun 2021 3:49 pm
Operator : B.Allgeier
Sample : 1660 LL
Misc : 8082
ALS Vial : 2 Sample Multiplier: 1

Integration File signal 1: AUTOINT1.E
Integration File signal 2: AUTOINT2.E
Quant Time: Jun 17 09:12:21 2021
Quant Method : I:\ACQUDATA\6890G\Methods\G-PCB061621.M
Quant Title : 608/8082 PCB'S
QLast Update : Thu Jun 17 09:12:00 2021
Response via : Initial Calibration
Integrator: ChemStation 6890 Scale Mode: Large solvent peaks clipped

Volume Inj. : 2uL
Signal #1 Phase : DB-1701 Signal #2 Phase: DB-17
Signal #1 Info : 0.32mm 30m Signal #2 Info : 0.32mm 30m

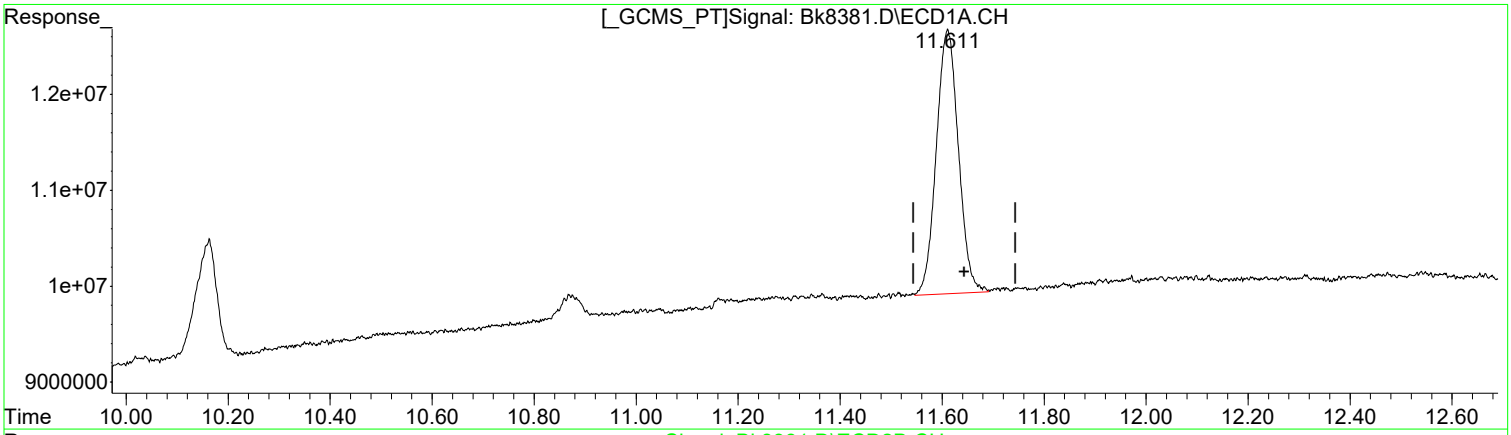

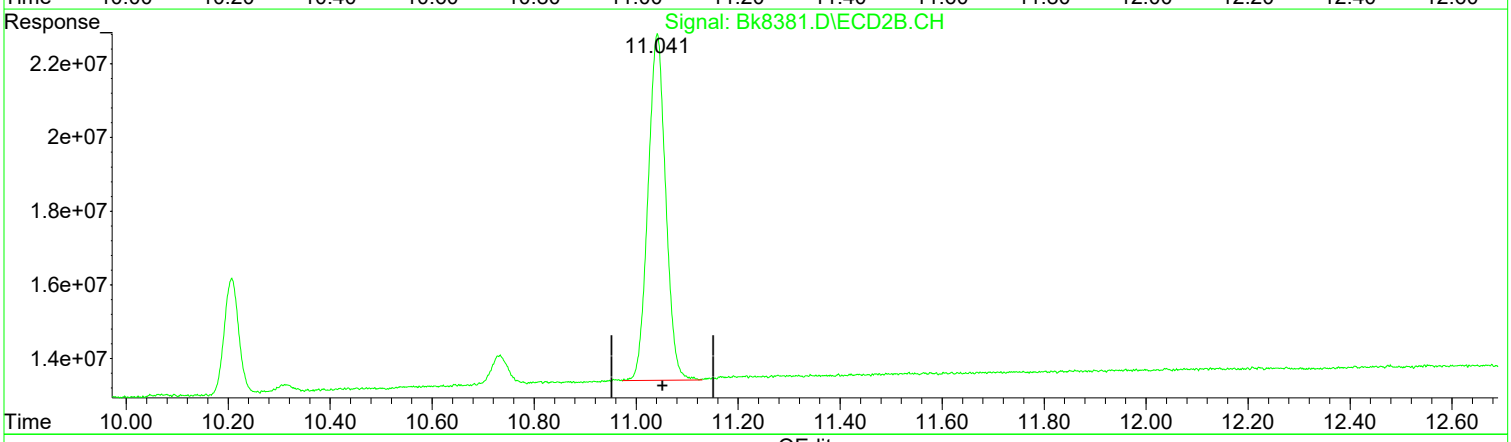

(2) SURR2,Decachlorobiphenyl (S)
11.611min 4.702 ug/l m
response 82679633

(2) SURR2,Decachlorobiphenyl #2 (S)
11.041min 2.621 ug/l m
response 225935323

Manual Integration:
After
Poor integration.
06/17/21

(+) = Expected Retention Time

1st DM 06/21/21
2nd BA 06/21/21

Quantitation Report (Qedit)

Data Path : I:\ACQUDATA\6890G\Data\061621\
Data File : Bk8381.D
Signal(s) : Signal #1: ECD1A.CH Signal #2: ECD2B.CH
Acq On : 16 Jun 2021 3:49 pm
Operator : B.Allgeier
Sample : 1660 LL
Misc : 8082
ALS Vial : 2 Sample Multiplier: 1

Integration File signal 1: AUTOINT1.E
Integration File signal 2: AUTOINT2.E
Quant Time: Jun 17 09:12:21 2021
Quant Method : I:\ACQUDATA\6890G\Methods\G-PCB061621.M
Quant Title : 608/8082 PCB'S
QLast Update : Thu Jun 17 09:12:00 2021
Response via : Initial Calibration
Integrator: ChemStation 6890 Scale Mode: Large solvent peaks clipped

Volume Inj. : 2uL
Signal #1 Phase : DB-1701 Signal #2 Phase: DB-17
Signal #1 Info : 0.32mm 30m Signal #2 Info : 0.32mm 30m

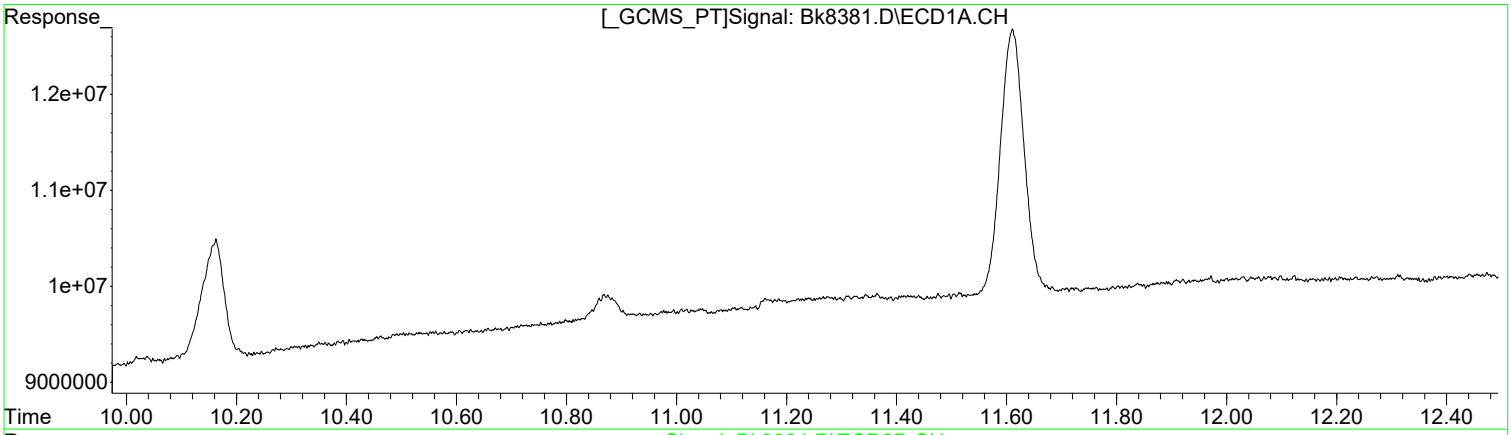

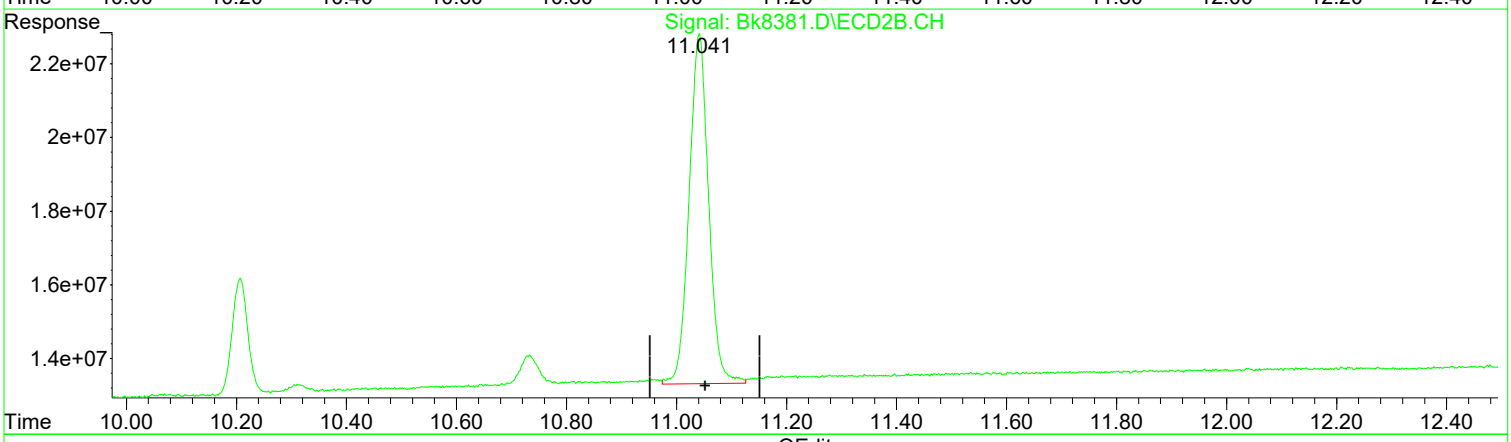

(2) SURR2,Decachlorobiphenyl (S)
0.000min 0.000 ug/l
response 0

Manual Integration:
Before

06/17/21

(2) SURR2,Decachlorobiphenyl #2 (S)
11.041min 2.716 ug/l
response 234090447

(+) = Expected Retention Time

1st DM 06/21/21
2nd BA 06/21/21

Quantitation Report (Qedit)

Data Path : I:\ACQUDATA\6890G\Data\061621\
Data File : Bk8381.D
Signal(s) : Signal #1: ECD1A.CH Signal #2: ECD2B.CH
Acq On : 16 Jun 2021 3:49 pm
Operator : B.Allgeier
Sample : 1660 LL
Misc : 8082
ALS Vial : 2 Sample Multiplier: 1

Integration File signal 1: AUTOINT1.E
Integration File signal 2: AUTOINT2.E
Quant Time: Jun 17 09:12:21 2021
Quant Method : I:\ACQUDATA\6890G\Methods\G-PCB061621.M
Quant Title : 608/8082 PCB'S
QLast Update : Thu Jun 17 09:12:00 2021
Response via : Initial Calibration
Integrator: ChemStation 6890 Scale Mode: Large solvent peaks clipped

Volume Inj. : 2uL
Signal #1 Phase : DB-1701 Signal #2 Phase: DB-17
Signal #1 Info : 0.32mm 30m Signal #2 Info : 0.32mm 30m

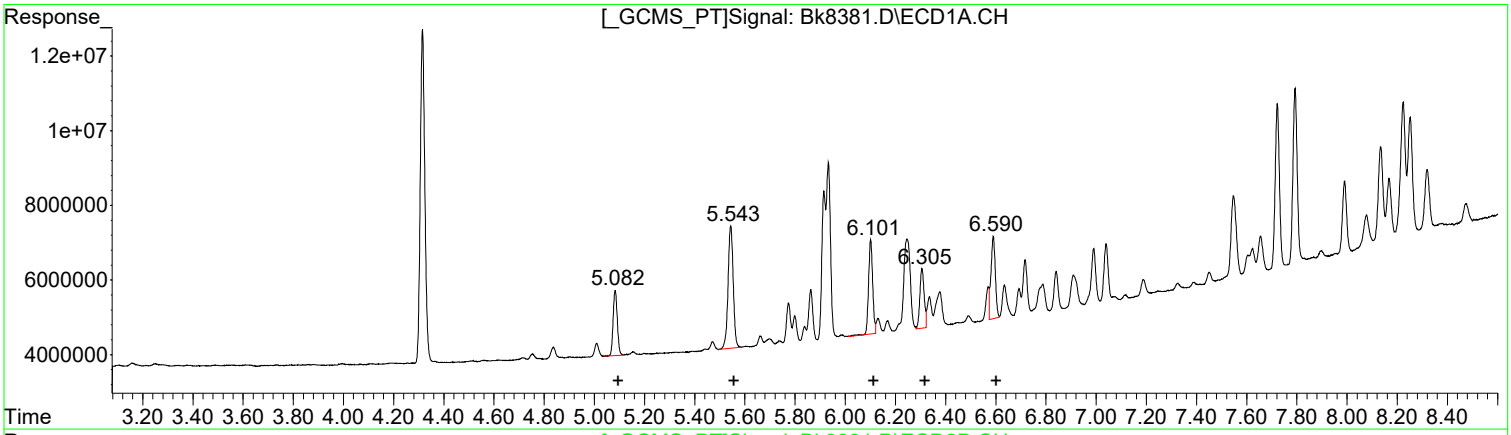

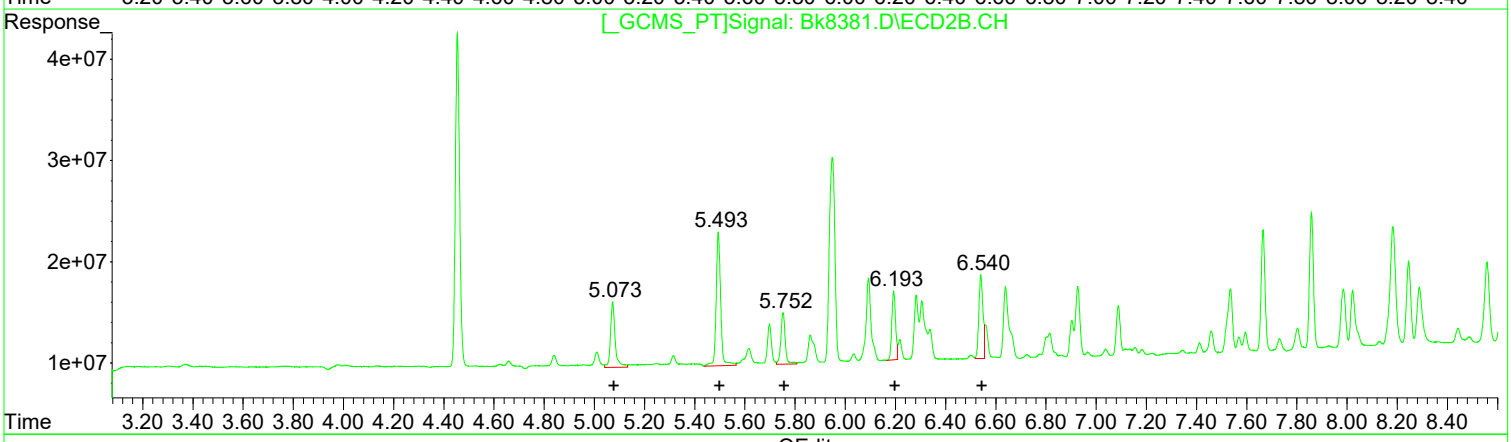

(3) PCB 1016 (L1c)

R.T.	Response	Conc
5.08	20288383	41.92
5.54	47085936	42.01
6.10	28586338	42.81
6.31	19171948	42.26
6.59	26569389	35.67

(3) PCB 1016 #2 (L1c)

R.T.	Response	Conc
5.07	84555010	32.32
5.49	164808770	28.66
5.75	61868824	29.14
6.19	70226565	24.97
6.54	93809473	20.77

Manual Integration:

After

Poor integration.

06/17/21

(+) = Expected Retention Time

1st DM 06/21/21
2nd BA 06/21/21

Quantitation Report (Qedit)

Data Path : I:\ACQUDATA\6890G\Data\061621\
Data File : Bk8381.D
Signal(s) : Signal #1: ECD1A.CH Signal #2: ECD2B.CH
Acq On : 16 Jun 2021 3:49 pm
Operator : B.Allgeier
Sample : 1660 LL
Misc : 8082
ALS Vial : 2 Sample Multiplier: 1

Integration File signal 1: AUTOINT1.E
Integration File signal 2: AUTOINT2.E
Quant Time: Jun 17 08:57:32 2021
Quant Method : I:\ACQUDATA\6890G\Methods\G-PCB061621.M
Quant Title : 608/8082 PCB'S
QLast Update : Wed Jun 16 14:53:45 2021
Response via : Initial Calibration
Integrator: ChemStation 6890 Scale Mode: Large solvent peaks clipped

Volume Inj. : 2uL
Signal #1 Phase : DB-1701 Signal #2 Phase: DB-17
Signal #1 Info : 0.32mm 30m Signal #2 Info : 0.32mm 30m

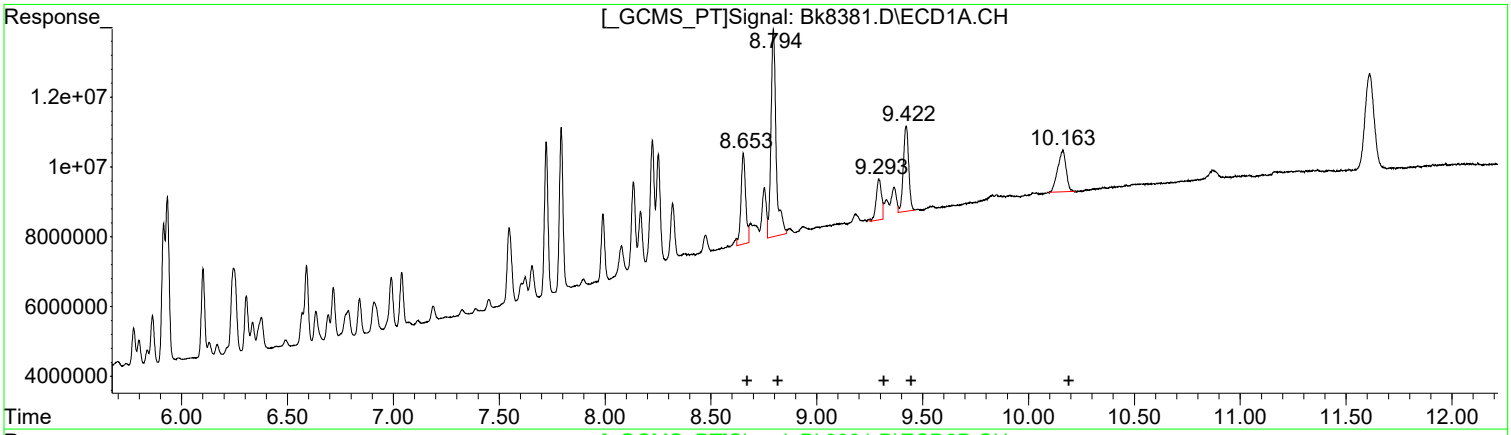

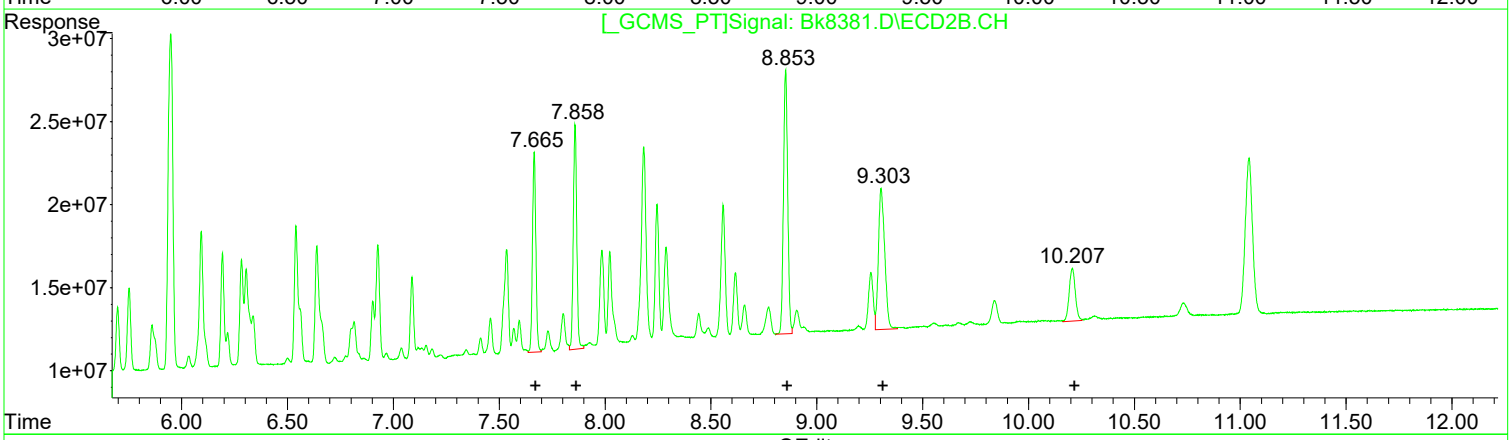

QEdit

(33) PCB 1260 (L7c)

R.T.	Response	Conc
8.65	40056282	51.82
8.79	99632340	49.69
9.29	20518849	59.82
9.42	43179189	44.04
10.16	32758966	50.32

(33) PCB 1260 #2 (L7c)

R.T.	Response	Conc
7.67	133276879	28.26
7.86	153999095	27.93
8.85	221296630	29.76
9.30	176270662	28.31
10.21	64594239	37.98

Manual Integration:

After

Poor integration.

06/17/21

(+) = Expected Retention Time

1st DM 06/21/21
2nd BA 06/21/21

Quantitation Report (Qedit)

Data Path : I:\ACQUDATA\6890G\Data\061621\
Data File : Bk8381.D
Signal(s) : Signal #1: ECD1A.CH Signal #2: ECD2B.CH
Acq On : 16 Jun 2021 3:49 pm
Operator : B.Allgeier
Sample : 1660 LL
Misc : 8082
ALS Vial : 2 Sample Multiplier: 1

Integration File signal 1: AUTOINT1.E
Integration File signal 2: AUTOINT2.E
Quant Time: Jun 17 09:12:21 2021
Quant Method : I:\ACQUDATA\6890G\Methods\G-PCB061621.M
Quant Title : 608/8082 PCB'S
QLast Update : Thu Jun 17 09:12:00 2021
Response via : Initial Calibration
Integrator: ChemStation 6890 Scale Mode: Large solvent peaks clipped

Volume Inj. : 2uL
Signal #1 Phase : DB-1701 Signal #2 Phase: DB-17
Signal #1 Info : 0.32mm 30m Signal #2 Info : 0.32mm 30m

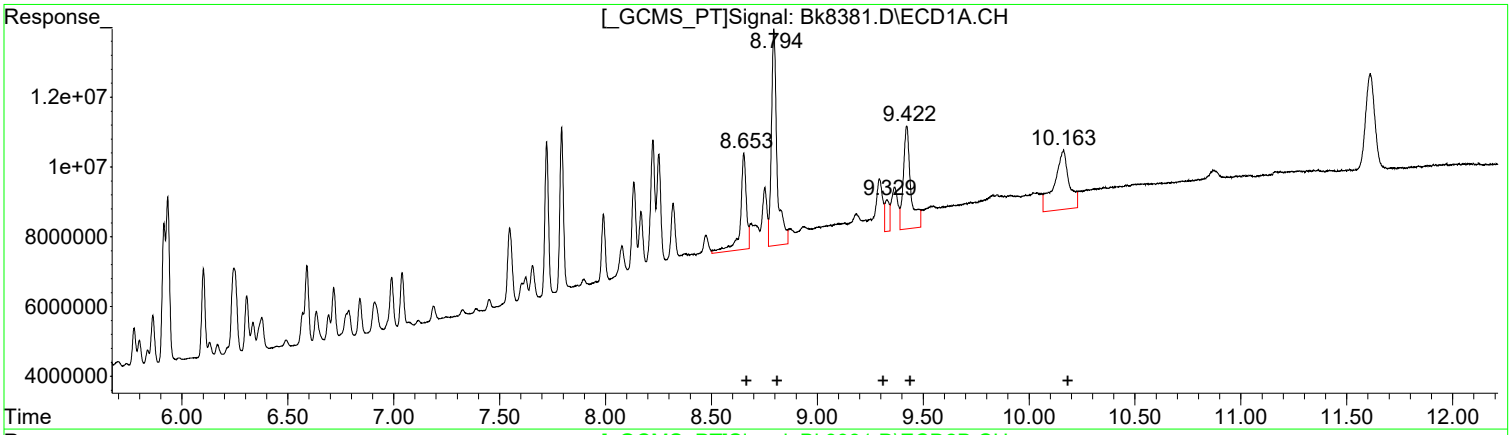

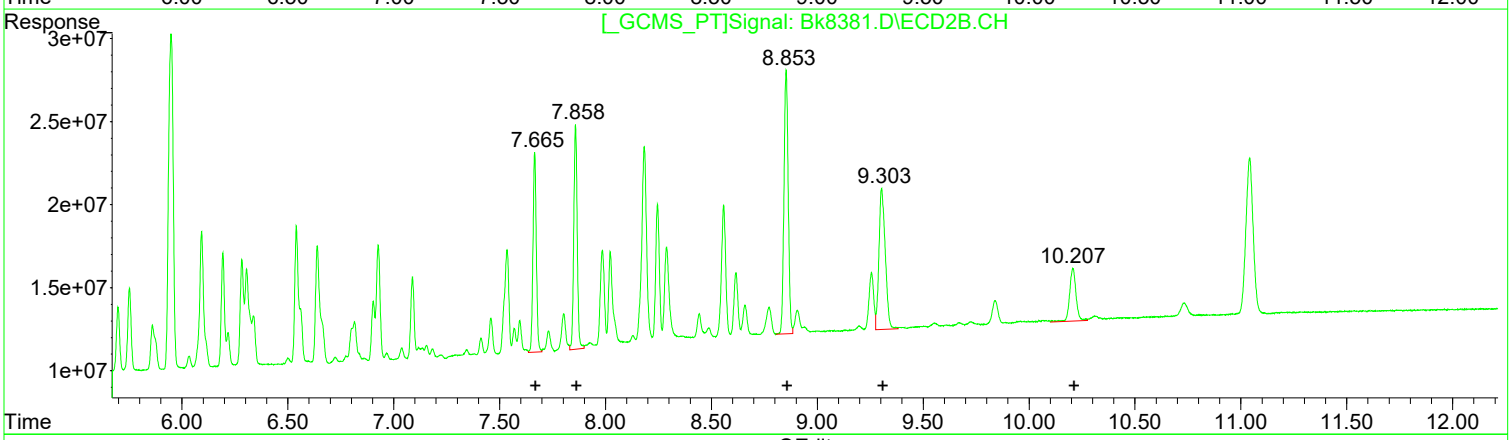

QEdit

(33) PCB 1260 (L7c)

R.T.	Response	Conc
8.65	54480509	70.48
8.79	114634196	57.17
9.33	13073541	38.11
9.42	72843319	74.29
10.16	82118691	126.15

(33) PCB 1260 #2 (L7c)

R.T.	Response	Conc
7.67	133276879	28.26
7.86	153999095	27.93
8.85	221296630	29.76
9.30	176270662	28.31
10.21	66957281	39.37

Manual Integration:

Before

06/17/21

(+) = Expected Retention Time

1st DM 06/21/21
2nd BA 06/21/21

Quantitation Report (QT Reviewed)

Data Path : I:\ACQUDATA\6890G\Data\061621\
Data File : Bk8381.D
Signal(s) : Signal #1: ECD1A.CH Signal #2: ECD2B.CH
Acq On : 16 Jun 2021 3:49 pm
Operator : B.Allgeier
Sample : 1660 LL
Misc : 8082
ALS Vial : 2 Sample Multiplier: 1

Integration File signal 1: AUTOINT1.E
Integration File signal 2: AUTOINT2.E
Quant Time: Jun 17 09:12:21 2021
Quant Method : I:\ACQUDATA\6890G\Methods\G-PCB061621.M
Quant Title : 608/8082 PCB'S
QLast Update : Thu Jun 17 09:12:00 2021
Response via : Initial Calibration
Integrator: ChemStation 6890 Scale Mode: Large solvent peaks clipped

Volume Inj. : 2uL
Signal #1 Phase : DB-1701 Signal #2 Phase: DB-17
Signal #1 Info : 0.32mm 30m Signal #2 Info : 0.32mm 30m

Compound	RT#1	RT#2	Resp#1	Resp#2	ug/l	ug/l
System Monitoring Compounds						
1) S SURR1, TCMX	4.314	4.454	114.6E6	402.7E6	3.932m	2.169 #
Spiked Amount 100.000 Range 30 - 150 Recovery =					3.93%#	2.17%#
2) S SURR2,Dec...	11.611	11.041	82679633	225.9E6	4.702m	2.621m#
Spiked Amount 100.000 Range 30 - 150 Recovery =					4.70%#	2.62%#
Target Compounds						
3) L1c PCB 1016	5.083	5.073	20288383	84555010	41.916	32.317
4) L1c PCB 1016{2}	5.543	5.494	47085936	164.8E6	42.005	28.658 #
5) L1c PCB 1016{3}	6.101	5.752	28586338	61868824	42.810	29.136 #
6) L1c PCB 1016{4}	6.306	6.193	19171948	70226565	42.259	24.968m#
7) L1c PCB 1016{5}	6.590	6.540	26569389	93809473	35.675m	20.770m#
Sum PCB 1016			141.7E6	475.3E6	204.666	135.849
Average PCB 1016					40.933	27.170
Sum PCB 1221			0	0	N.D.	N.D.
Average PCB 1221					0.000	0.000
Sum PCB 1232			0	0	N.D.	N.D.
Average PCB 1232					0.000	0.000
Sum PCB 1242			0	0	N.D.	N.D.
Average PCB 1242					0.000	0.000
Sum PCB 1248			0	0	N.D.	N.D.
Average PCB 1248					0.000	0.000
Sum PCB 1254			0	0	N.D.	N.D.
Average PCB 1254					0.000	0.000
33) L7c PCB 1260	8.653	7.665	38987903	133.3E6	50.439m	28.257 #
34) L7c PCB 1260{2}	8.794	7.858	102.3E6	154.0E6	51.007m	27.932 #
35) L7c PCB 1260{3}	9.293	8.853	20225358	221.3E6	58.962m	29.763 #
36) L7C PCB 1260{4}	9.422	9.304	45035563	176.3E6	45.928m	28.310 #
37) L7C PCB 1260{5}	10.163	10.207	35705031	66957281	54.848m	39.372 #
Sum PCB 1260			242.2E6	751.8E6	261.184	153.634
Average PCB 1260					52.237	30.727
Sum PCB 1268			0	0	N.D.	N.D.
Average PCB 1268					0.000	0.000
Sum PCB 1262			0	0	N.D.	N.D.
Average PCB 1262					0.000	0.000

(f)=RT Delta > 1/2 Window (#)=Amounts differ by > 25% (m)=manual int.

1st DM 06/21/21
2nd BA 06/21/21

Quantitation Report (QT Reviewed)

Data Path : I:\ACQUDATA\6890G\Data\061621\
Data File : Bk8381.D
Signal(s) : Signal #1: ECD1A.CH Signal #2: ECD2B.CH
Acq On : 16 Jun 2021 3:49 pm
Operator : B.Allgeier
Sample : 1660 LL
Misc : 8082
ALS Vial : 2 Sample Multiplier: 1

Integration File signal 1: AUTOINT1.E
Integration File signal 2: AUTOINT2.E
Quant Time: Jun 17 09:12:21 2021
Quant Method : I:\ACQUDATA\6890G\Methods\G-PCB061621.M
Quant Title : 608/8082 PCB'S
QLast Update : Thu Jun 17 09:12:00 2021
Response via : Initial Calibration
Integrator: ChemStation 6890 Scale Mode: Large solvent peaks clipped

Volume Inj. : 2uL
Signal #1 Phase : DB-1701 Signal #2 Phase: DB-17
Signal #1 Info : 0.32mm 30m Signal #2 Info : 0.32mm 30m

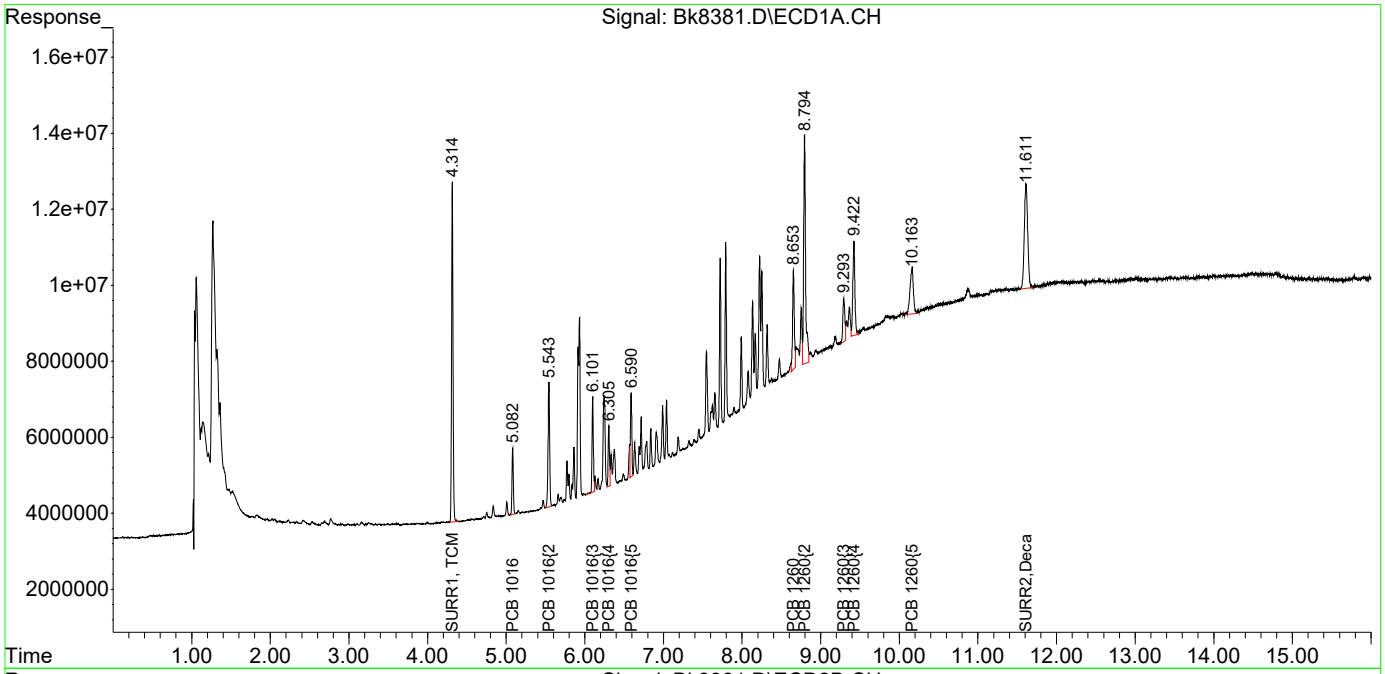

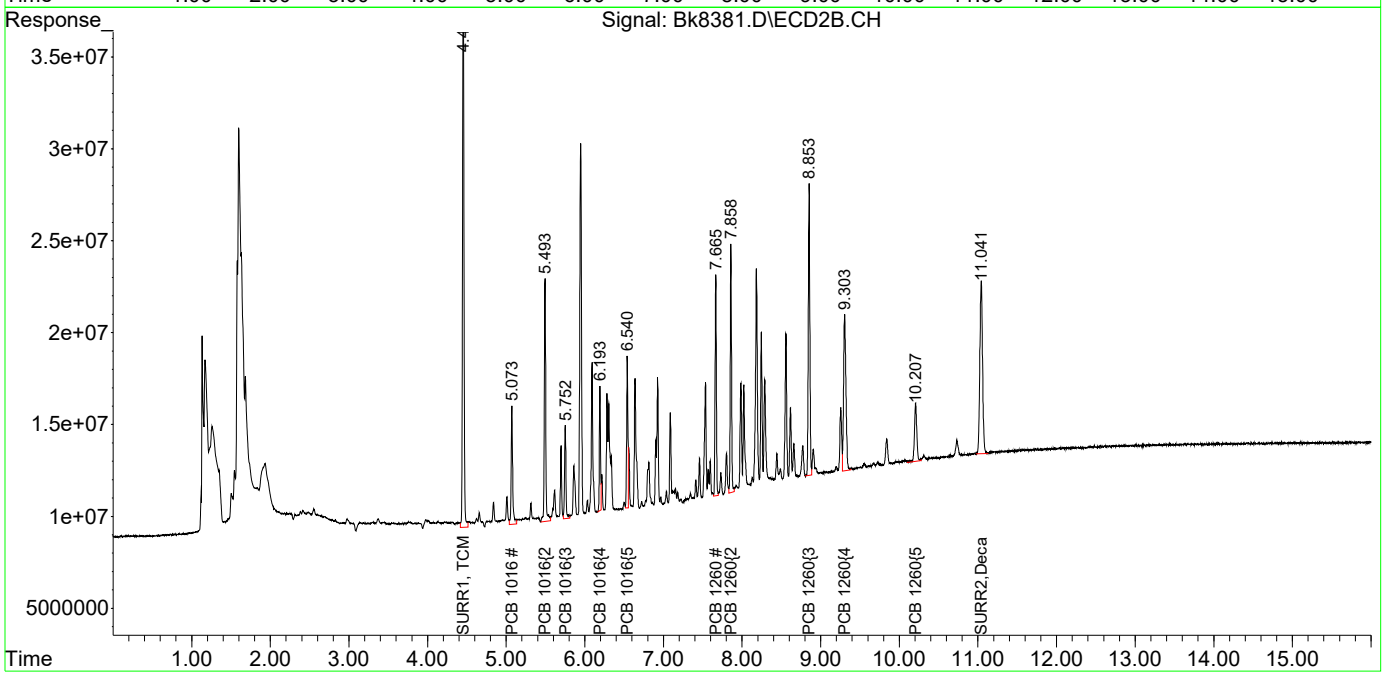

1st DM 06/21/21
2nd BA 06/21/21

Quantitation Report (Qedit)

Data Path : I:\ACQUDATA\6890G\Data\061621\
Data File : Bk8382.D
Signal(s) : Signal #1: ECD1A.CH Signal #2: ECD2B.CH
Acq On : 16 Jun 2021 4:09 pm
Operator : B.Allgeier
Sample : 1660 L
Misc : 8082
ALS Vial : 3 Sample Multiplier: 1

Integration File signal 1: AUTOINT1.E
Integration File signal 2: AUTOINT2.E
Quant Time: Jun 17 09:12:28 2021
Quant Method : I:\ACQUDATA\6890G\Methods\G-PCB061621.M
Quant Title : 608/8082 PCB'S
QLast Update : Thu Jun 17 09:12:00 2021
Response via : Initial Calibration
Integrator: ChemStation 6890 Scale Mode: Large solvent peaks clipped

Volume Inj. : 2uL
Signal #1 Phase : DB-1701 Signal #2 Phase: DB-17
Signal #1 Info : 0.32mm 30m Signal #2 Info : 0.32mm 30m

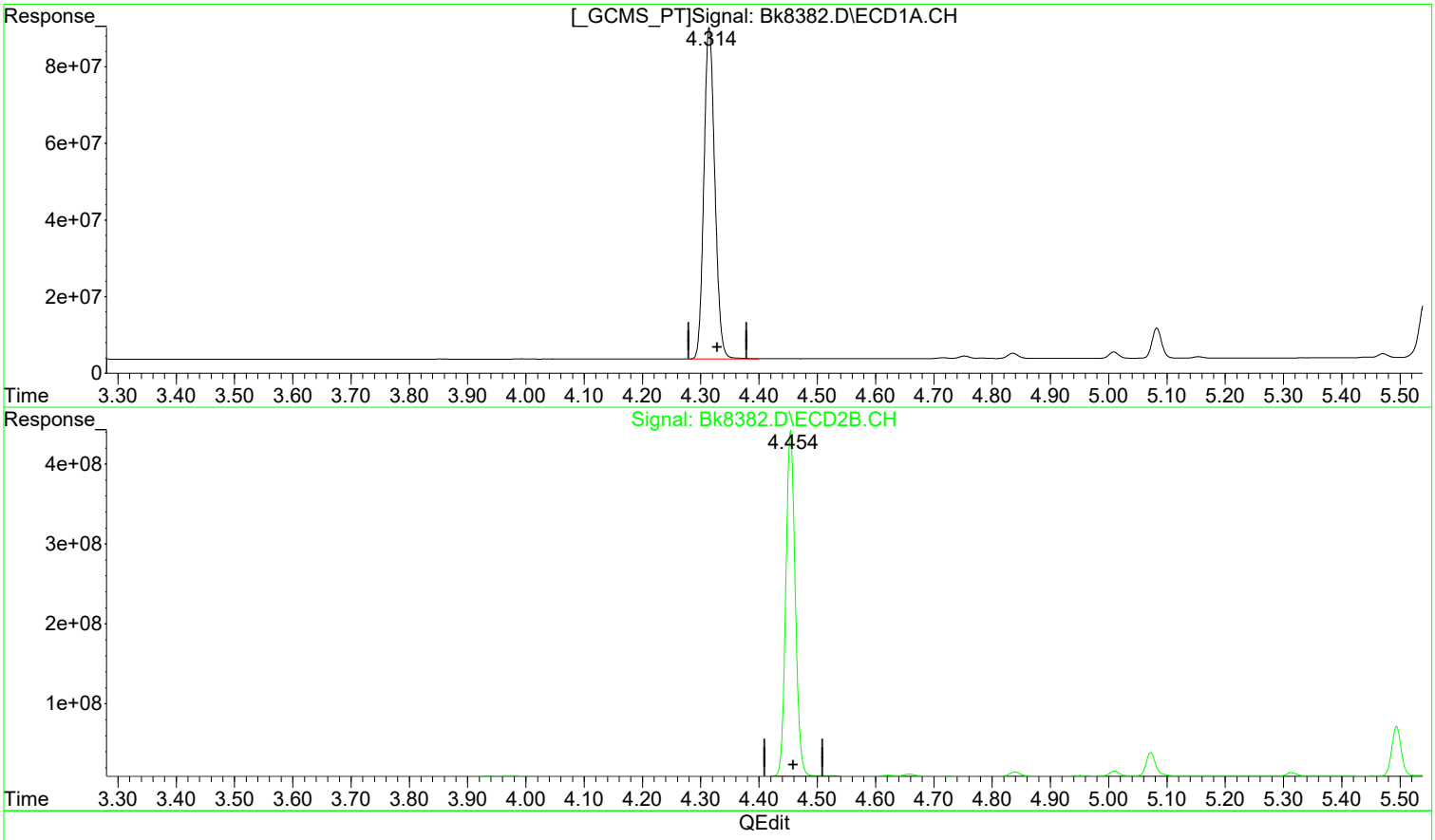

(1) SURR1, TCMX (S)
4.314min 38.831 ug/l m
response 1131814378

(1) SURR1, TCMX #2 (S)
4.454min 26.082 ug/l m
response 4841884929

Manual Integration:
After
Poor integration.
06/17/21

(+) = Expected Retention Time

1st DM 06/21/21
2nd BA 06/21/21

Quantitation Report (Qedit)

Data Path : I:\ACQUDATA\6890G\Data\061621\
Data File : Bk8382.D
Signal(s) : Signal #1: ECD1A.CH Signal #2: ECD2B.CH
Acq On : 16 Jun 2021 4:09 pm
Operator : B.Allgeier
Sample : 1660 L
Misc : 8082
ALS Vial : 3 Sample Multiplier: 1

Integration File signal 1: AUTOINT1.E
Integration File signal 2: AUTOINT2.E
Quant Time: Jun 17 09:12:28 2021
Quant Method : I:\ACQUDATA\6890G\Methods\G-PCB061621.M
Quant Title : 608/8082 PCB'S
QLast Update : Thu Jun 17 09:12:00 2021
Response via : Initial Calibration
Integrator: ChemStation 6890 Scale Mode: Large solvent peaks clipped

Volume Inj. : 2uL
Signal #1 Phase : DB-1701 Signal #2 Phase: DB-17
Signal #1 Info : 0.32mm 30m Signal #2 Info : 0.32mm 30m

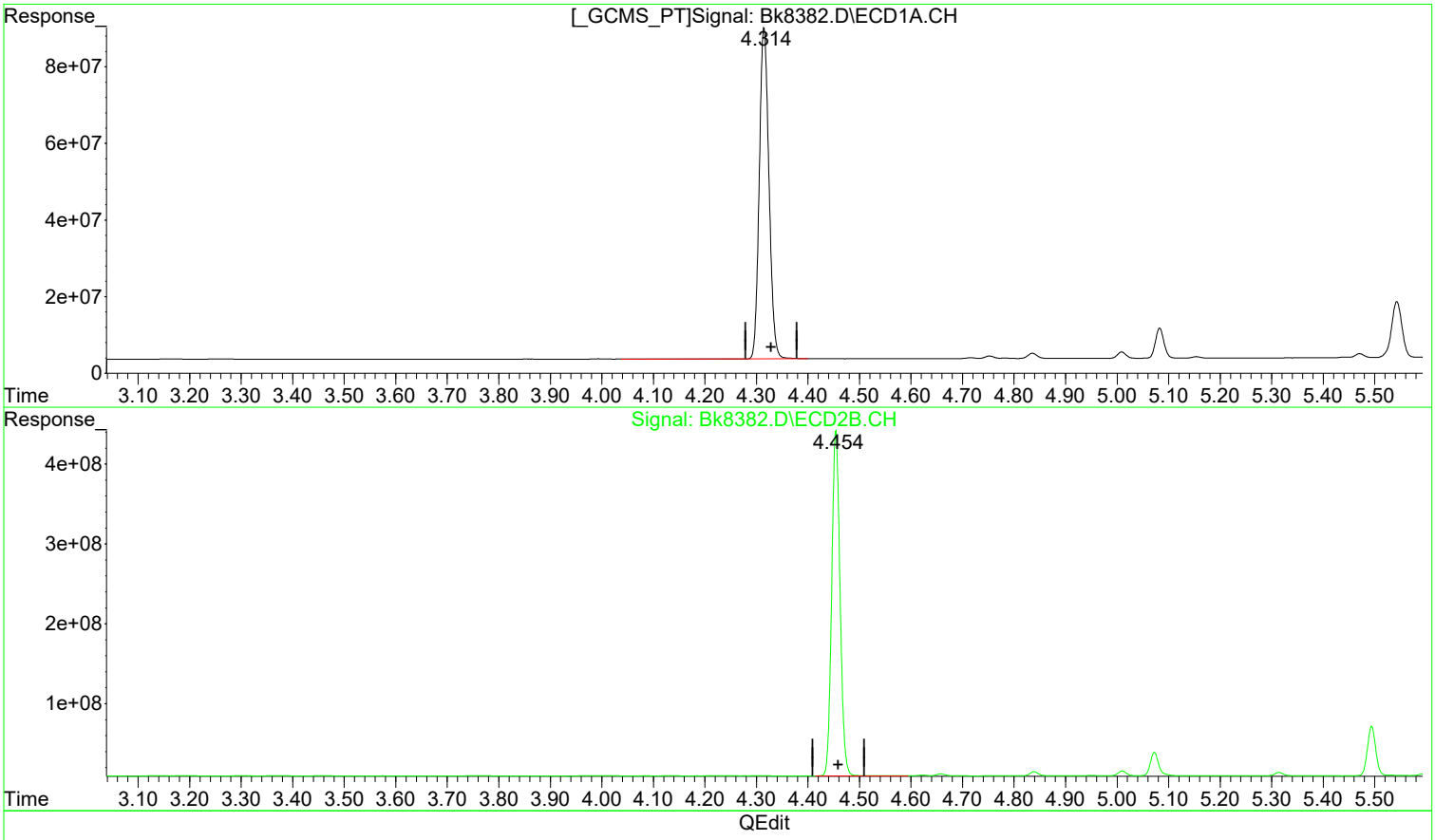

(1) SURR1, TCMX (S)
4.315min 38.658 ug/l
response 1126764457

(1) SURR1, TCMX #2 (S)
4.454min 26.298 ug/l
response 4881995614

Manual Integration:
Before

06/17/21

(+) = Expected Retention Time

1st DM 06/21/21
2nd BA 06/21/21

Quantitation Report (Qedit)

Data Path : I:\ACQUDATA\6890G\Data\061621\
Data File : Bk8382.D
Signal(s) : Signal #1: ECD1A.CH Signal #2: ECD2B.CH
Acq On : 16 Jun 2021 4:09 pm
Operator : B.Allgeier
Sample : 1660 L
Misc : 8082
ALS Vial : 3 Sample Multiplier: 1

Integration File signal 1: AUTOINT1.E
Integration File signal 2: AUTOINT2.E
Quant Time: Jun 17 09:12:28 2021
Quant Method : I:\ACQUDATA\6890G\Methods\G-PCB061621.M
Quant Title : 608/8082 PCB'S
QLast Update : Thu Jun 17 09:12:00 2021
Response via : Initial Calibration
Integrator: ChemStation 6890 Scale Mode: Large solvent peaks clipped

Volume Inj. : 2uL
Signal #1 Phase : DB-1701 Signal #2 Phase: DB-17
Signal #1 Info : 0.32mm 30m Signal #2 Info : 0.32mm 30m

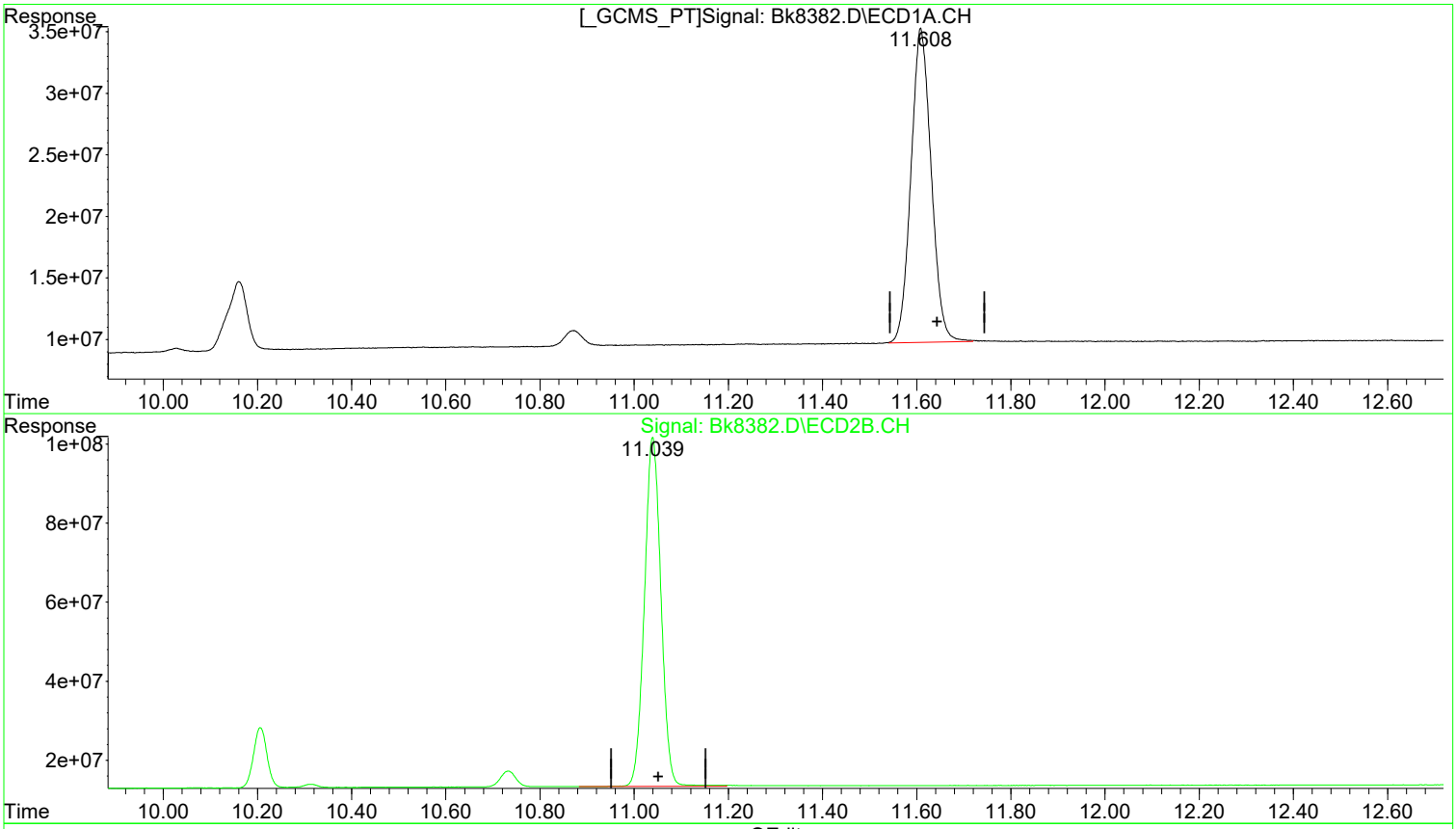

(2) SURR2,Decachlorobiphenyl (S)
11.608min 43.327 ug/l m
response 761864725

(2) SURR2,Decachlorobiphenyl #2 (S)
11.039min 25.008 ug/l
response 2155728773

Manual Integration:
After
Poor integration.
06/17/21

(+) = Expected Retention Time

1st DM 06/21/21
2nd BA 06/21/21

Quantitation Report (Qedit)

Data Path : I:\ACQUDATA\6890G\Data\061621\
Data File : Bk8382.D
Signal(s) : Signal #1: ECD1A.CH Signal #2: ECD2B.CH
Acq On : 16 Jun 2021 4:09 pm
Operator : B.Allgeier
Sample : 1660 L
Misc : 8082
ALS Vial : 3 Sample Multiplier: 1

Integration File signal 1: AUTOINT1.E
Integration File signal 2: AUTOINT2.E
Quant Time: Jun 17 09:12:28 2021
Quant Method : I:\ACQUDATA\6890G\Methods\G-PCB061621.M
Quant Title : 608/8082 PCB'S
QLast Update : Thu Jun 17 09:12:00 2021
Response via : Initial Calibration
Integrator: ChemStation 6890 Scale Mode: Large solvent peaks clipped

Volume Inj. : 2uL
Signal #1 Phase : DB-1701 Signal #2 Phase: DB-17
Signal #1 Info : 0.32mm 30m Signal #2 Info : 0.32mm 30m

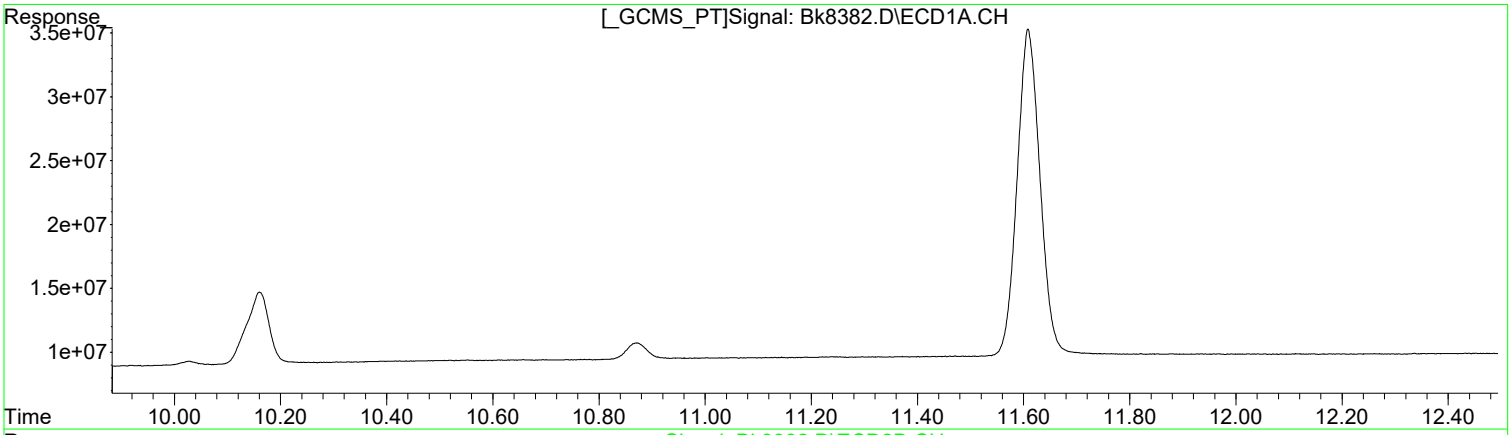

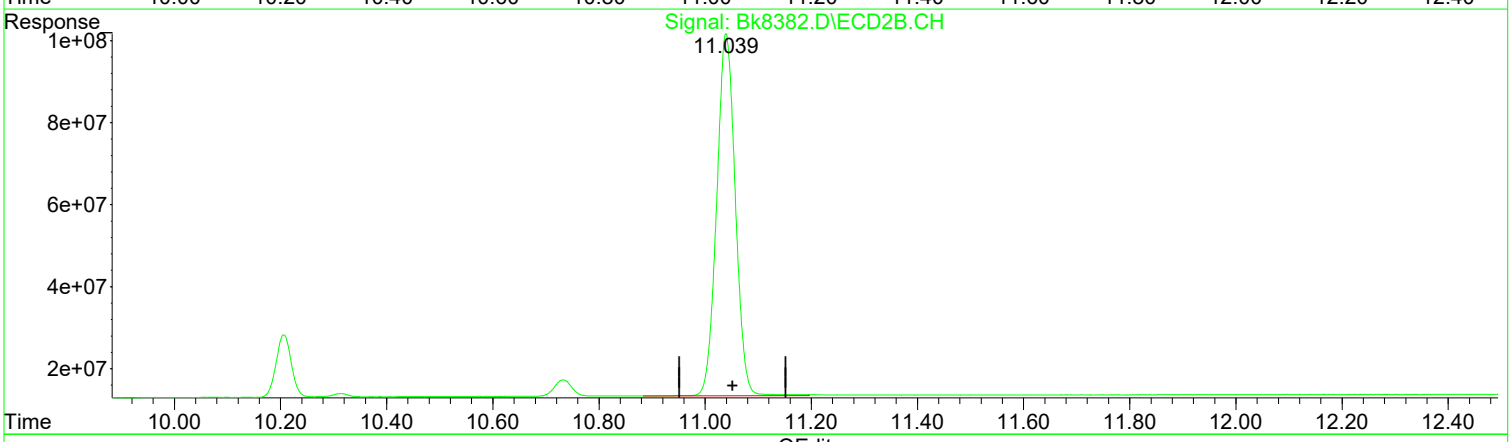

(2) SURR2,Decachlorobiphenyl (S)
0.000min 0.000 ug/l
response 0

Manual Integration:
Before

06/17/21

(2) SURR2,Decachlorobiphenyl #2 (S)
11.039min 25.008 ug/l
response 2155728773

(+) = Expected Retention Time

1st DM 06/21/21
2nd BA 06/21/21

Quantitation Report (Qedit)

Data Path : I:\ACQUDATA\6890G\Data\061621\
Data File : Bk8382.D
Signal(s) : Signal #1: ECD1A.CH Signal #2: ECD2B.CH
Acq On : 16 Jun 2021 4:09 pm
Operator : B.Allgeier
Sample : 1660 L
Misc : 8082
ALS Vial : 3 Sample Multiplier: 1

Integration File signal 1: AUTOINT1.E
Integration File signal 2: AUTOINT2.E
Quant Time: Jun 17 09:12:28 2021
Quant Method : I:\ACQUDATA\6890G\Methods\G-PCB061621.M
Quant Title : 608/8082 PCB'S
QLast Update : Thu Jun 17 09:12:00 2021
Response via : Initial Calibration
Integrator: ChemStation 6890 Scale Mode: Large solvent peaks clipped

Volume Inj. : 2uL
Signal #1 Phase : DB-1701 Signal #2 Phase: DB-17
Signal #1 Info : 0.32mm 30m Signal #2 Info : 0.32mm 30m

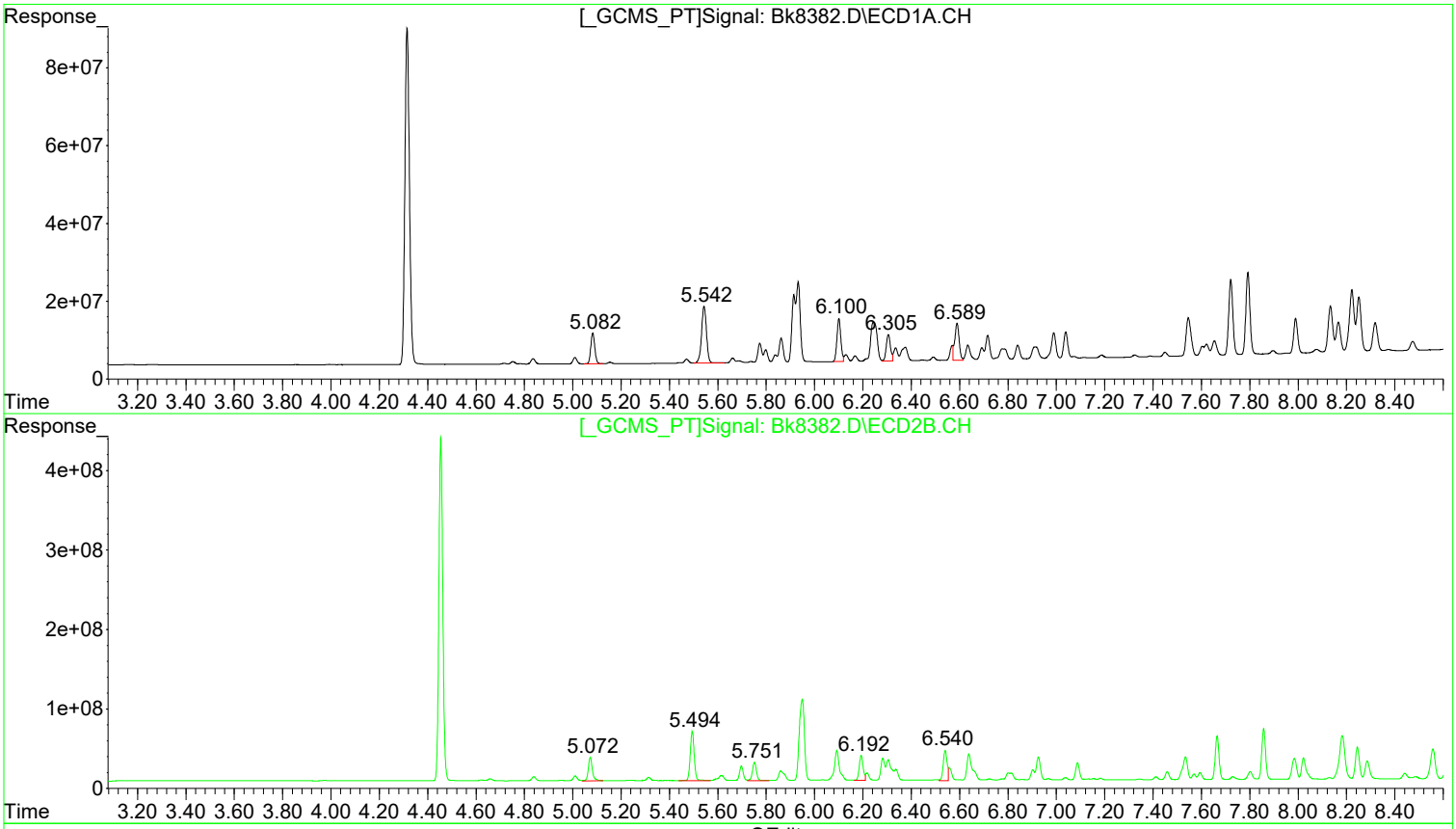

(3) PCB 1016 (L1c)

R.T.	Response	Conc
5.08	90819558	187.64
5.54	207253996	184.89
6.10	124267876	186.10
6.31	81915245	180.56
6.59	120221324	161.42

(3) PCB 1016 #2 (L1c)

R.T.	Response	Conc
5.07	349176796	133.46
5.49	721232658	125.41
5.75	268596449	126.49
6.19	348994844	124.08
6.54	427259544	94.60

Manual Integration:

After

Poor integration.

06/17/21

(+) = Expected Retention Time

1st DM 06/21/21
2nd BA 06/21/21

Quantitation Report (Qedit)

Data Path : I:\ACQUDATA\6890G\Data\061621\
Data File : Bk8382.D
Signal(s) : Signal #1: ECD1A.CH Signal #2: ECD2B.CH
Acq On : 16 Jun 2021 4:09 pm
Operator : B.Allgeier
Sample : 1660 L
Misc : 8082
ALS Vial : 3 Sample Multiplier: 1

Integration File signal 1: AUTOINT1.E
Integration File signal 2: AUTOINT2.E
Quant Time: Jun 17 09:12:28 2021
Quant Method : I:\ACQUDATA\6890G\Methods\G-PCB061621.M
Quant Title : 608/8082 PCB'S
QLast Update : Thu Jun 17 09:12:00 2021
Response via : Initial Calibration
Integrator: ChemStation 6890 Scale Mode: Large solvent peaks clipped

Volume Inj. : 2uL
Signal #1 Phase : DB-1701 Signal #2 Phase: DB-17
Signal #1 Info : 0.32mm 30m Signal #2 Info : 0.32mm 30m

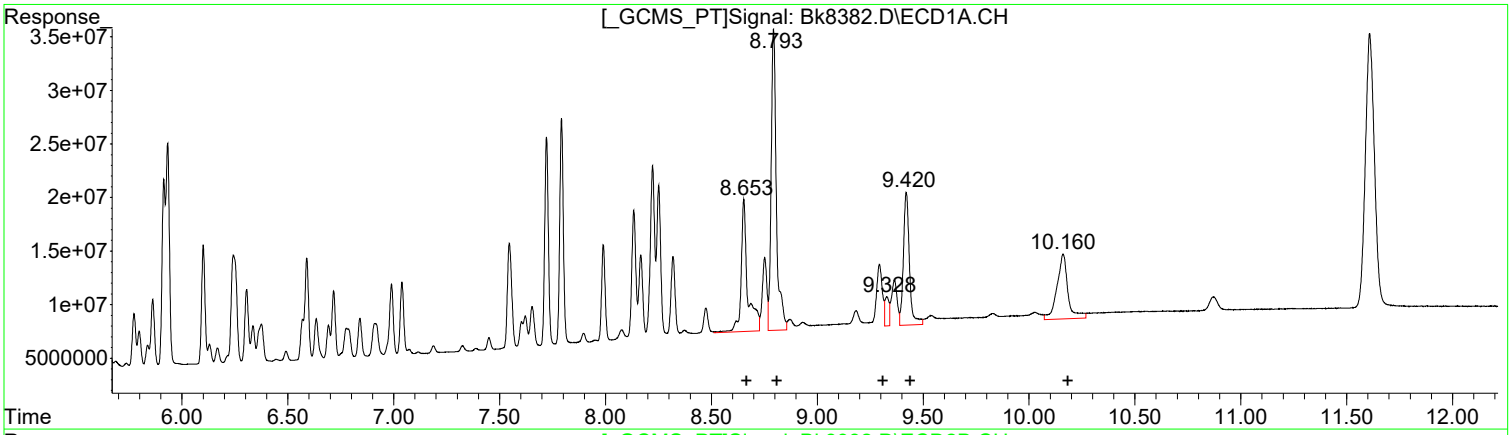

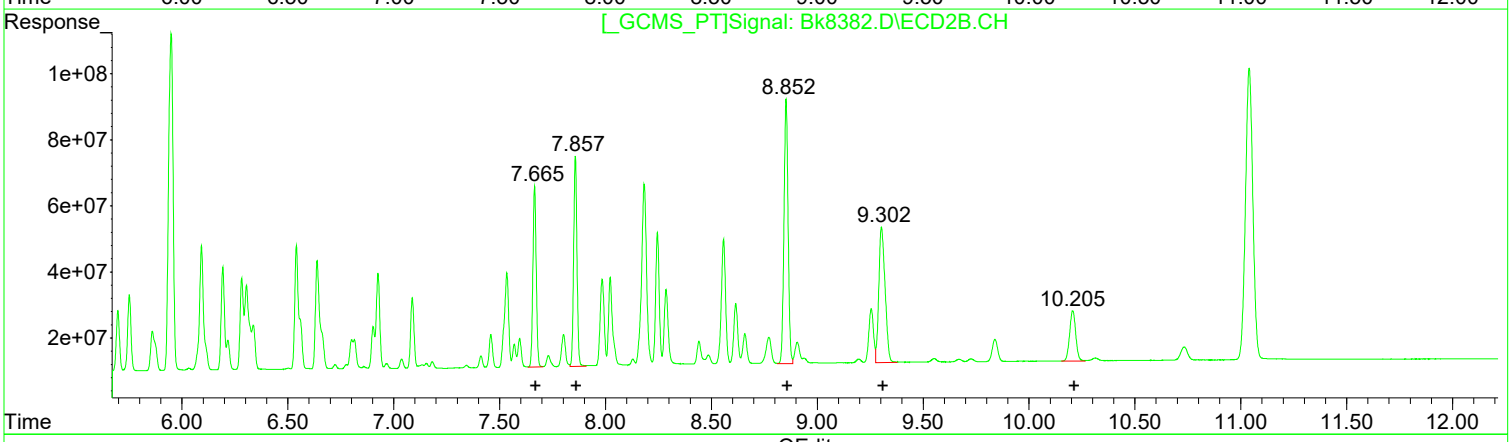

QEdit

(33) PCB 1260 (L7c)

R.T.	Response	Conc
8.65	264526522	342.22
8.79	480041671	239.40
9.33	36757936	107.16
9.42	245756857	250.63
10.16	216167379	332.06

(33) PCB 1260 #2 (L7c)

R.T.	Response	Conc
7.67	598785004	126.95
7.86	698180647	126.63
8.85	1087109063	146.21
9.30	845576503	135.80
10.21	306545811	180.25

Manual Integration:

Before

06/17/21

(+) = Expected Retention Time

1st DM 06/21/21
2nd BA 06/21/21

Quantitation Report (QT Reviewed)

Data Path : I:\ACQUDATA\6890G\Data\061621\
Data File : Bk8382.D
Signal(s) : Signal #1: ECD1A.CH Signal #2: ECD2B.CH
Acq On : 16 Jun 2021 4:09 pm
Operator : B.Allgeier
Sample : 1660 L
Misc : 8082
ALS Vial : 3 Sample Multiplier: 1

Integration File signal 1: AUTOINT1.E
Integration File signal 2: AUTOINT2.E
Quant Time: Jun 17 09:12:28 2021
Quant Method : I:\ACQUDATA\6890G\Methods\G-PCB061621.M
Quant Title : 608/8082 PCB'S
QLast Update : Thu Jun 17 09:12:00 2021
Response via : Initial Calibration
Integrator: ChemStation 6890 Scale Mode: Large solvent peaks clipped

Volume Inj. : 2uL
Signal #1 Phase : DB-1701 Signal #2 Phase: DB-17
Signal #1 Info : 0.32mm 30m Signal #2 Info : 0.32mm 30m

Compound	RT#1	RT#2	Resp#1	Resp#2	ug/l	ug/l
System Monitoring Compounds						
1) S SURR1, TCMX	4.314	4.454	1131.8E6	4841.9E6	38.831m	26.082m#
Spiked Amount 100.000 Range 30 - 150 Recovery = 38.83% 26.08%#						
2) S SURR2,Dec...	11.608	11.039	761.9E6	2155.7E6	43.327m	25.008 #
Spiked Amount 100.000 Range 30 - 150 Recovery = 43.33% 25.01%#						
Target Compounds						
3) L1c PCB 1016	5.083	5.072	90819558	349.2E6	187.636	133.455 #
4) L1c PCB 1016{2}	5.543	5.494	207.3E6	721.2E6	184.891	125.412 #
5) L1c PCB 1016{3}	6.100	5.751	124.3E6	268.6E6	186.099m	126.491 #
6) L1c PCB 1016{4}	6.305	6.193	81915245	349.0E6	180.559	124.082 #
7) L1c PCB 1016{5}	6.589	6.540	120.2E6	427.3E6	161.422m	94.598m#
Sum PCB 1016			624.5E6	2115.3E6	900.607	604.038
Average PCB 1016					180.121	120.808
Sum PCB 1221			0	0	N.D.	N.D.
Average PCB 1221					0.000	0.000
Sum PCB 1232			0	0	N.D.	N.D.
Average PCB 1232					0.000	0.000
Sum PCB 1242			0	0	N.D.	N.D.
Average PCB 1242					0.000	0.000
Sum PCB 1248			0	0	N.D.	N.D.
Average PCB 1248					0.000	0.000
Sum PCB 1254			0	0	N.D.	N.D.
Average PCB 1254					0.000	0.000
33) L7c PCB 1260	8.653	7.665	184.6E6	598.8E6	238.782m	126.951 #
34) L7c PCB 1260{2}	8.794	7.858	480.0E6	698.2E6	239.401	126.635 #
35) L7c PCB 1260{3}	9.293	8.853	90401949	1087.1E6	263.544m	146.212 #
36) L7C PCB 1260{4}	9.420	9.303	215.7E6	845.6E6	219.946m	135.803 #
37) L7C PCB 1260{5}	10.160	10.206	172.1E6	306.5E6	264.419m	180.254 #
Sum PCB 1260			1142.8E6	3536.2E6	1226.092	715.855
Average PCB 1260					245.218	143.171
Sum PCB 1268			0	0	N.D.	N.D.
Average PCB 1268					0.000	0.000
Sum PCB 1262			0	0	N.D.	N.D.
Average PCB 1262					0.000	0.000

(f)=RT Delta > 1/2 Window (#)=Amounts differ by > 25% (m)=manual int.

Quantitation Report (QT Reviewed)

Data Path : I:\ACQUDATA\6890G\Data\061621\
Data File : Bk8382.D
Signal(s) : Signal #1: ECD1A.CH Signal #2: ECD2B.CH
Acq On : 16 Jun 2021 4:09 pm
Operator : B.Allgeier
Sample : 1660 L
Misc : 8082
ALS Vial : 3 Sample Multiplier: 1

Integration File signal 1: AUTOINT1.E
Integration File signal 2: AUTOINT2.E
Quant Time: Jun 17 09:12:28 2021
Quant Method : I:\ACQUDATA\6890G\Methods\G-PCB061621.M
Quant Title : 608/8082 PCB'S
QLast Update : Thu Jun 17 09:12:00 2021
Response via : Initial Calibration
Integrator: ChemStation 6890 Scale Mode: Large solvent peaks clipped

Volume Inj. : 2uL
Signal #1 Phase : DB-1701 Signal #2 Phase: DB-17
Signal #1 Info : 0.32mm 30m Signal #2 Info : 0.32mm 30m

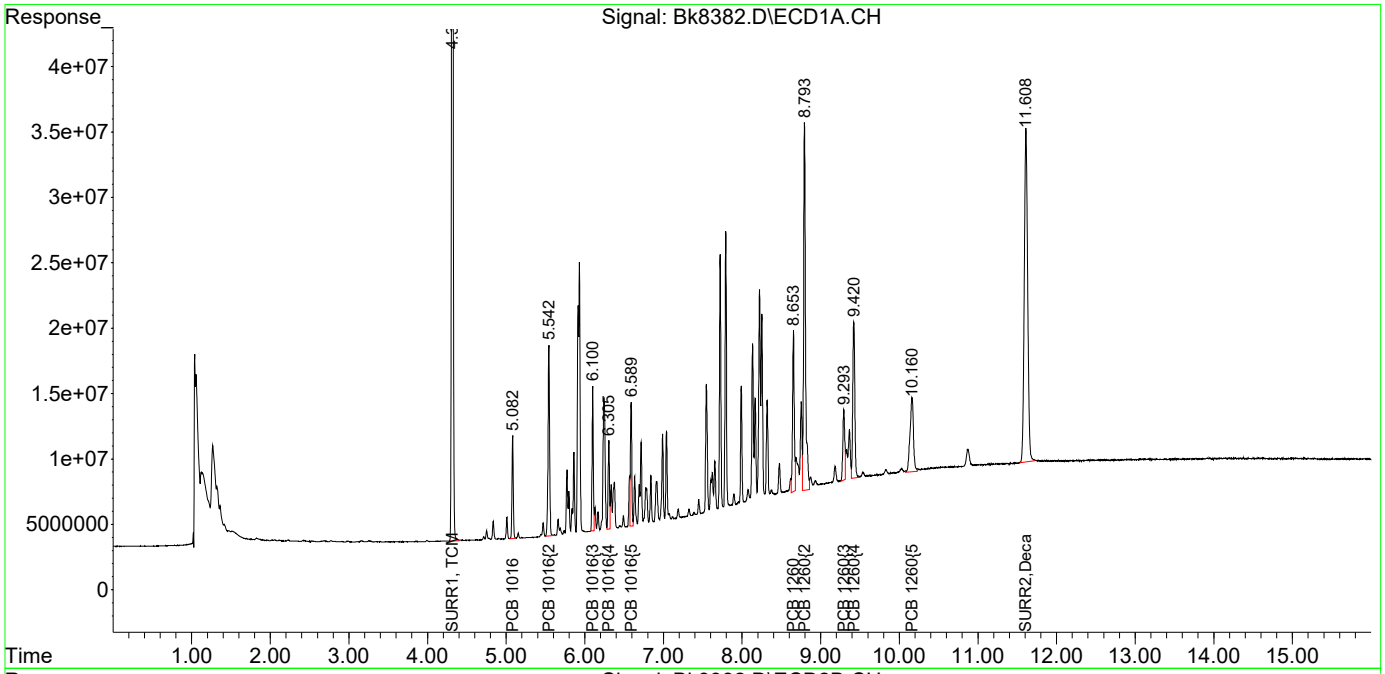

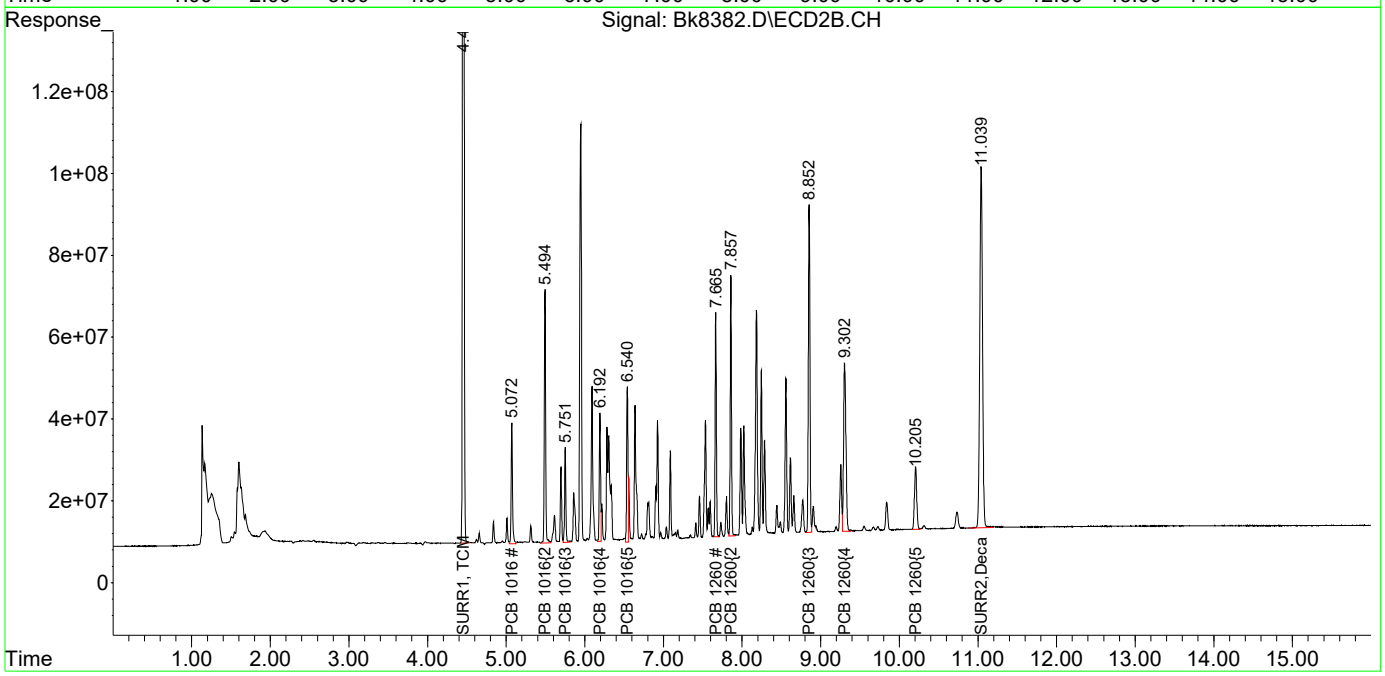

1st DM 06/21/21
2nd BA 06/21/21

Quantitation Report (Qedit)

Data Path : I:\ACQUDATA\6890G\Data\061621\
Data File : Bk8383.D
Signal(s) : Signal #1: ECD1A.CH Signal #2: ECD2B.CH
Acq On : 16 Jun 2021 4:29 pm
Operator : B.Allgeier
Sample : 1660 ML
Misc : 8082
ALS Vial : 4 Sample Multiplier: 1

Integration File signal 1: AUTOINT1.E
Integration File signal 2: AUTOINT2.E
Quant Time: Jun 17 09:12:35 2021
Quant Method : I:\ACQUDATA\6890G\Methods\G-PCB061621.M
Quant Title : 608/8082 PCB'S
QLast Update : Thu Jun 17 09:12:00 2021
Response via : Initial Calibration
Integrator: ChemStation 6890 Scale Mode: Large solvent peaks clipped

Volume Inj. : 2uL
Signal #1 Phase : DB-1701 Signal #2 Phase: DB-17
Signal #1 Info : 0.32mm 30m Signal #2 Info : 0.32mm 30m

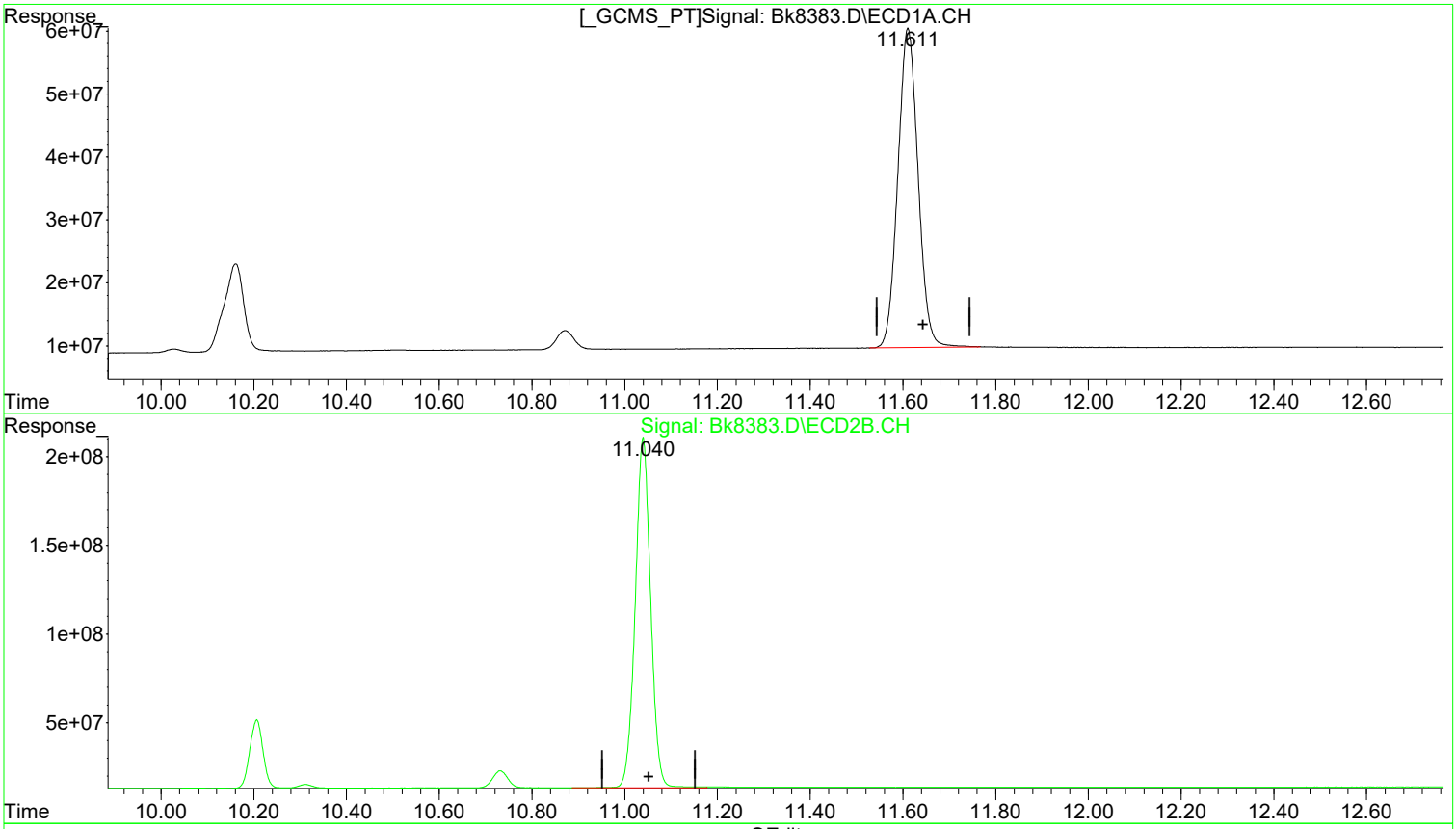

(2) SURR2,Decachlorobiphenyl (S)
11.611min 87.227 ug/l m
response 1533808561

(2) SURR2,Decachlorobiphenyl #2 (S)
11.040min 52.798 ug/l
response 4551343196

Manual Integration:
After
Poor integration.
06/17/21

(+) = Expected Retention Time

1st DM 06/21/21
2nd BA 06/21/21

Quantitation Report (Qedit)

Data Path : I:\ACQUDATA\6890G\Data\061621\
Data File : Bk8383.D
Signal(s) : Signal #1: ECD1A.CH Signal #2: ECD2B.CH
Acq On : 16 Jun 2021 4:29 pm
Operator : B.Allgeier
Sample : 1660 ML
Misc : 8082
ALS Vial : 4 Sample Multiplier: 1

Integration File signal 1: AUTOINT1.E
Integration File signal 2: AUTOINT2.E
Quant Time: Jun 17 09:12:35 2021
Quant Method : I:\ACQUDATA\6890G\Methods\G-PCB061621.M
Quant Title : 608/8082 PCB'S
QLast Update : Thu Jun 17 09:12:00 2021
Response via : Initial Calibration
Integrator: ChemStation 6890 Scale Mode: Large solvent peaks clipped

Volume Inj. : 2uL
Signal #1 Phase : DB-1701 Signal #2 Phase: DB-17
Signal #1 Info : 0.32mm 30m Signal #2 Info : 0.32mm 30m

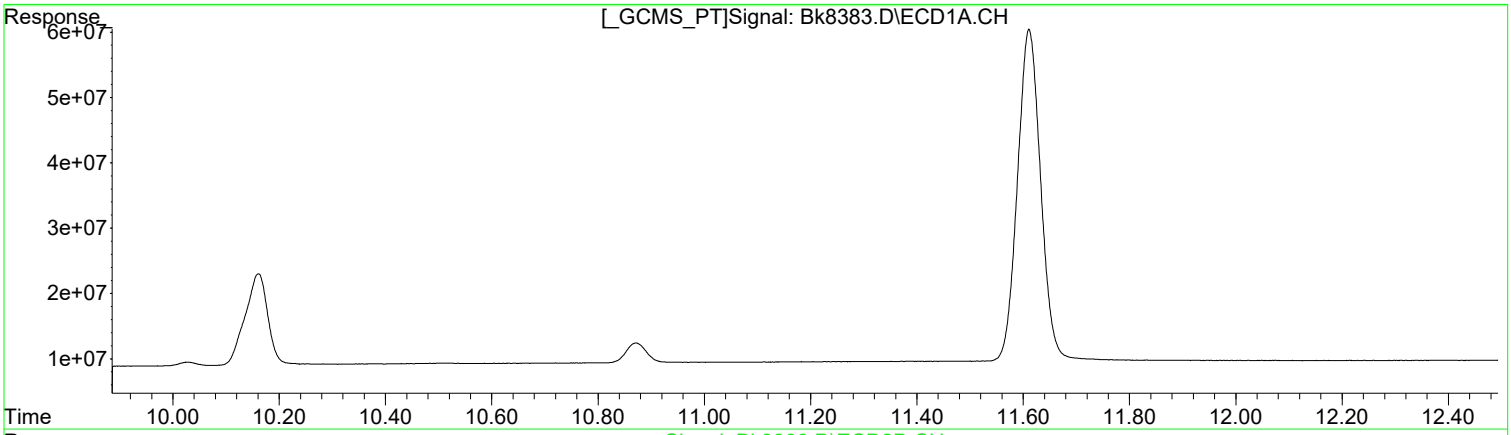

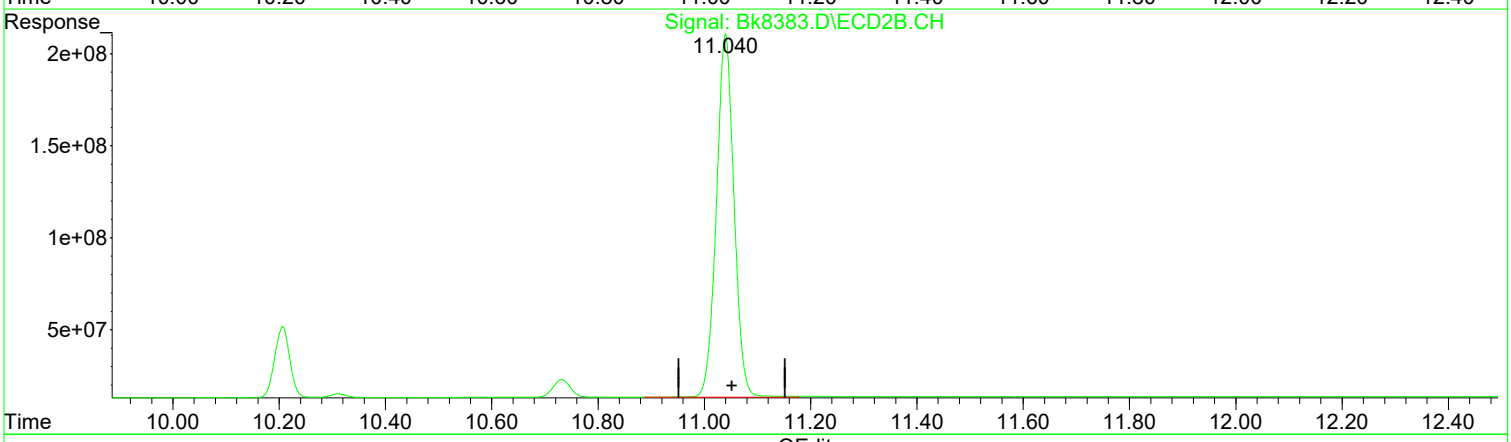

(2) SURR2,Decachlorobiphenyl (S)
0.000min 0.000 ug/l
response 0

Manual Integration:
Before

06/17/21

(2) SURR2,Decachlorobiphenyl #2 (S)
11.040min 52.798 ug/l
response 4551343196

(+) = Expected Retention Time

1st DM 06/21/21
2nd BA 06/21/21

Quantitation Report (Qedit)

Data Path : I:\ACQUDATA\6890G\Data\061621\
Data File : Bk8383.D
Signal(s) : Signal #1: ECD1A.CH Signal #2: ECD2B.CH
Acq On : 16 Jun 2021 4:29 pm
Operator : B.Allgeier
Sample : 1660 ML
Misc : 8082
ALS Vial : 4 Sample Multiplier: 1

Integration File signal 1: AUTOINT1.E
Integration File signal 2: AUTOINT2.E
Quant Time: Jun 17 09:12:35 2021
Quant Method : I:\ACQUDATA\6890G\Methods\G-PCB061621.M
Quant Title : 608/8082 PCB'S
QLast Update : Thu Jun 17 09:12:00 2021
Response via : Initial Calibration
Integrator: ChemStation 6890 Scale Mode: Large solvent peaks clipped

Volume Inj. : 2uL
Signal #1 Phase : DB-1701 Signal #2 Phase: DB-17
Signal #1 Info : 0.32mm 30m Signal #2 Info : 0.32mm 30m

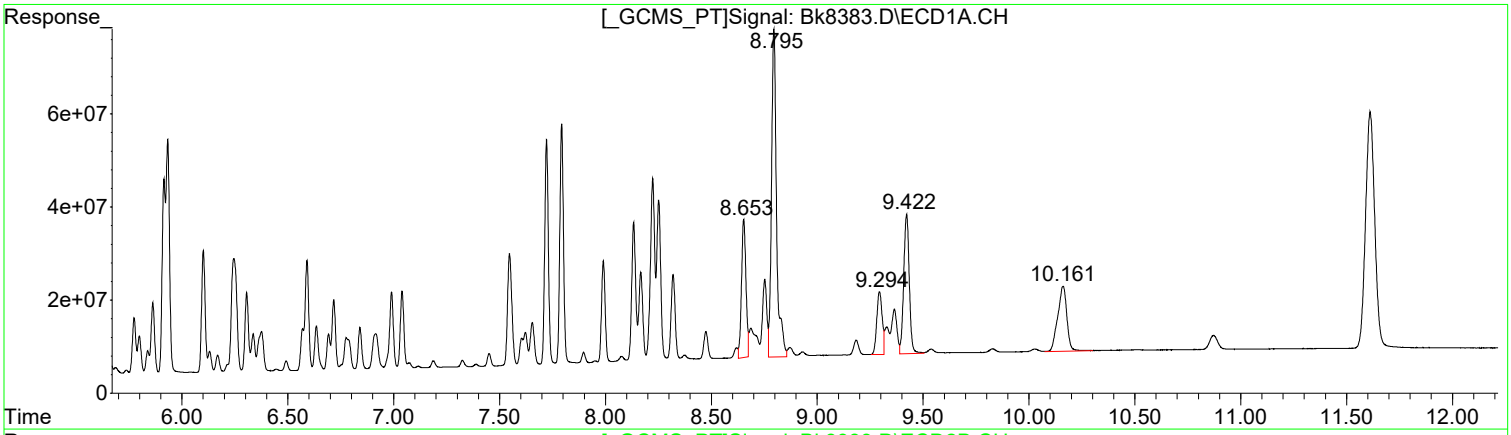

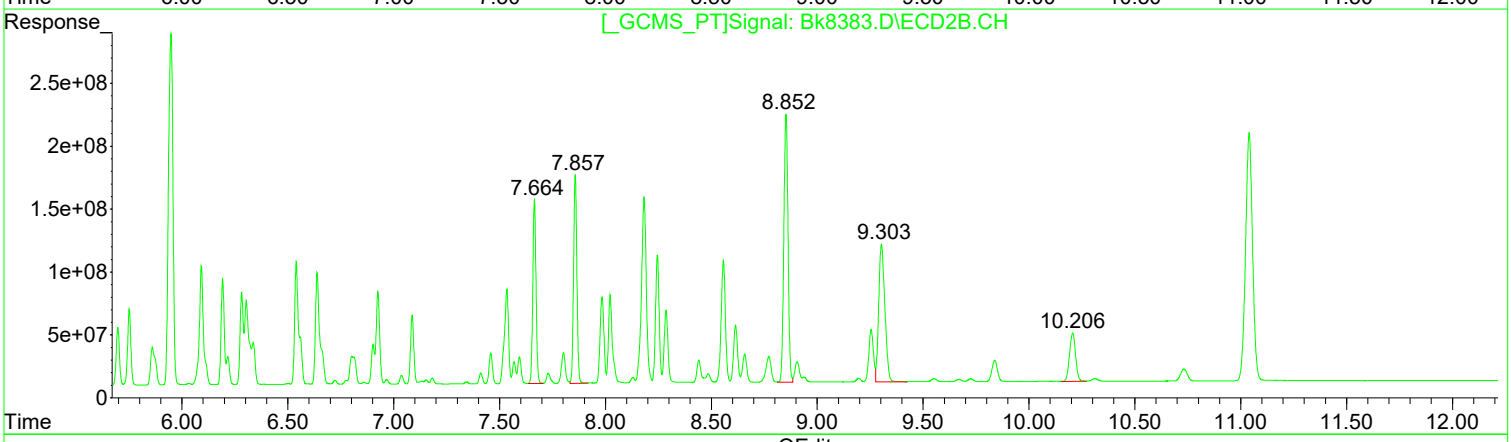

QEdit

(33) PCB 1260 (L7c)

R.T.	Response	Conc
8.65	432777689	559.89
8.80	1177746517	587.35
9.29	238144106	694.25
9.42	549908630	560.81
10.16	421108787	646.88

(33) PCB 1260 #2 (L7c)

R.T.	Response	Conc
7.66	1556687572	330.04
7.86	1819024138	329.93
8.85	2920578805	392.81
9.30	2213869014	355.56
10.21	766058357	450.45

Manual Integration:

After

Poor integration.

06/17/21

(+) = Expected Retention Time

1st DM 06/21/21
2nd BA 06/21/21

Quantitation Report (Qedit)

Data Path : I:\ACQUDATA\6890G\Data\061621\
Data File : Bk8383.D
Signal(s) : Signal #1: ECD1A.CH Signal #2: ECD2B.CH
Acq On : 16 Jun 2021 4:29 pm
Operator : B.Allgeier
Sample : 1660 ML
Misc : 8082
ALS Vial : 4 Sample Multiplier: 1

Integration File signal 1: AUTOINT1.E
Integration File signal 2: AUTOINT2.E
Quant Time: Jun 17 09:12:35 2021
Quant Method : I:\ACQUDATA\6890G\Methods\G-PCB061621.M
Quant Title : 608/8082 PCB'S
QLast Update : Thu Jun 17 09:12:00 2021
Response via : Initial Calibration
Integrator: ChemStation 6890 Scale Mode: Large solvent peaks clipped

Volume Inj. : 2uL
Signal #1 Phase : DB-1701 Signal #2 Phase: DB-17
Signal #1 Info : 0.32mm 30m Signal #2 Info : 0.32mm 30m

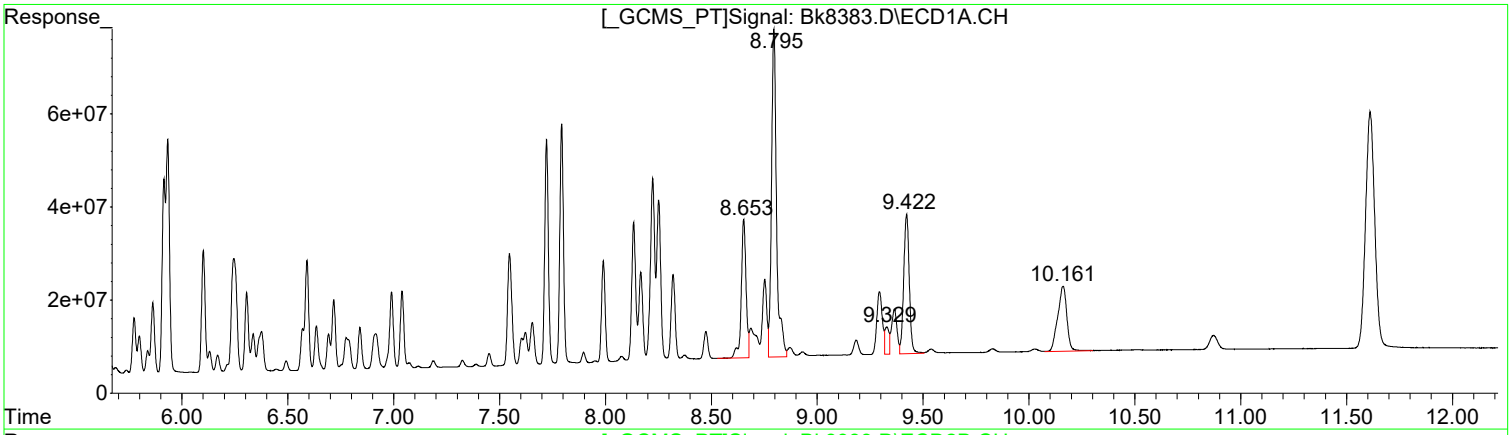

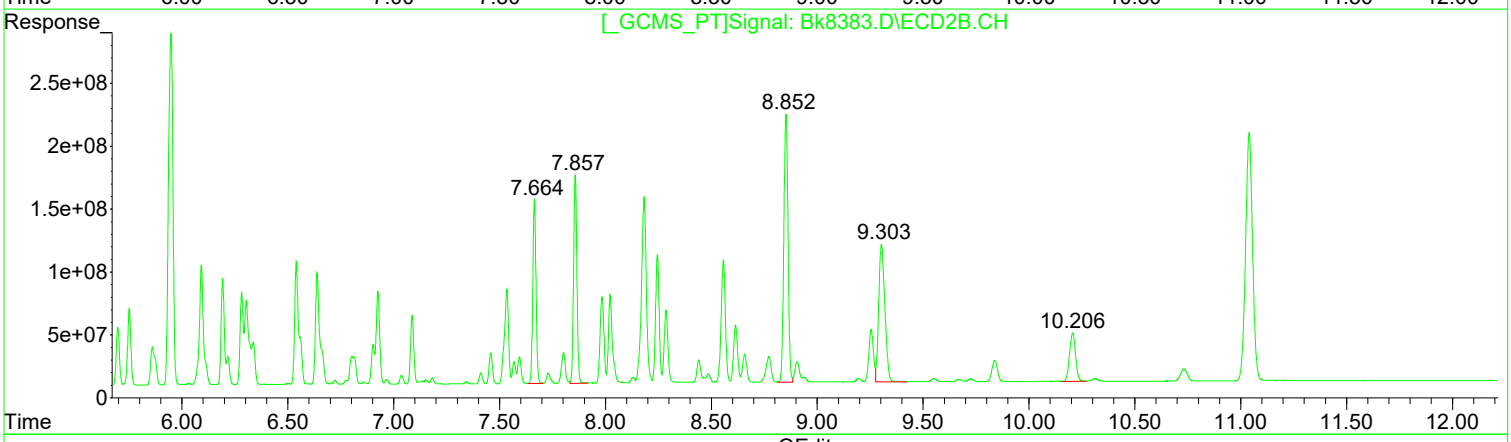

QEdit

(33) PCB 1260 (L7c)

R.T.	Response	Conc
8.65	471062118	609.41
8.80	1177746517	587.35
9.33	79250096	231.03
9.42	549908630	560.81
10.16	421108787	646.88

(33) PCB 1260 #2 (L7c)

R.T.	Response	Conc
7.66	1556687572	330.04
7.86	1819024138	329.93
8.85	2920578805	392.81
9.30	2213869014	355.56
10.21	766058357	450.45

Manual Integration:

Before

06/17/21

(+) = Expected Retention Time

1st DM 06/21/21
2nd BA 06/21/21

Quantitation Report (QT Reviewed)

Data Path : I:\ACQUDATA\6890G\Data\061621\
Data File : Bk8383.D
Signal(s) : Signal #1: ECD1A.CH Signal #2: ECD2B.CH
Acq On : 16 Jun 2021 4:29 pm
Operator : B.Allgeier
Sample : 1660 ML
Misc : 8082
ALS Vial : 4 Sample Multiplier: 1

Integration File signal 1: AUTOINT1.E
Integration File signal 2: AUTOINT2.E
Quant Time: Jun 17 09:12:35 2021
Quant Method : I:\ACQUDATA\6890G\Methods\G-PCB061621.M
Quant Title : 608/8082 PCB'S
QLast Update : Thu Jun 17 09:12:00 2021
Response via : Initial Calibration
Integrator: ChemStation 6890 Scale Mode: Large solvent peaks clipped

Volume Inj. : 2uL
Signal #1 Phase : DB-1701 Signal #2 Phase: DB-17
Signal #1 Info : 0.32mm 30m Signal #2 Info : 0.32mm 30m

Compound	RT#1	RT#2	Resp#1	Resp#2	ug/l	ug/l
System Monitoring Compounds						
1) S SURR1, TCMX	4.316	4.454	2259.6E6	10605.1E6	77.523	57.128 #
Spiked Amount 100.000 Range 30 - 150 Recovery = 77.52% 57.13%						
2) S SURR2,Dec...	11.611	11.040	1533.8E6	4551.3E6	87.227m	52.798 #
Spiked Amount 100.000 Range 30 - 150 Recovery = 87.23% 52.80%						
Target Compounds						
3) L1c PCB 1016	5.083	5.072	218.4E6	870.3E6	451.276	332.622 #
4) L1c PCB 1016{2}	5.543	5.494	493.6E6	1800.5E6	440.372	313.076 #
5) L1c PCB 1016{3}	6.101	5.751	304.6E6	665.7E6	456.118	313.479 #
6) L1c PCB 1016{4}	6.306	6.192	200.2E6	904.6E6	441.300	321.626 #
7) L1c PCB 1016{5}	6.590	6.540	364.7E6	1417.4E6	489.676	313.826 #
Sum PCB 1016			1581.5E6	5658.4E6	2278.742	1594.629
Average PCB 1016					455.748	318.926
Sum PCB 1221			0	0	N.D.	N.D.
Average PCB 1221					0.000	0.000
Sum PCB 1232			0	0	N.D.	N.D.
Average PCB 1232					0.000	0.000
Sum PCB 1242			0	0	N.D.	N.D.
Average PCB 1242					0.000	0.000
Sum PCB 1248			0	0	N.D.	N.D.
Average PCB 1248					0.000	0.000
Sum PCB 1254			0	0	N.D.	N.D.
Average PCB 1254					0.000	0.000
33) L7c PCB 1260	8.653	7.665	432.8E6	1556.7E6	559.886m	330.041 #
34) L7c PCB 1260{2}	8.795	7.857	1177.7E6	1819.0E6	587.352	329.931 #
35) L7c PCB 1260{3}	9.294	8.853	238.1E6	2920.6E6	694.250m	392.805 #
36) L7C PCB 1260{4}	9.422	9.303	549.9E6	2213.9E6	560.809	355.558 #
37) L7C PCB 1260{5}	10.161	10.207	421.1E6	766.1E6	646.882	450.454 #
Sum PCB 1260			2819.7E6	9276.2E6	3049.179	1858.789
Average PCB 1260					609.836	371.758
Sum PCB 1268			0	0	N.D.	N.D.
Average PCB 1268					0.000	0.000
Sum PCB 1262			0	0	N.D.	N.D.
Average PCB 1262					0.000	0.000

(f)=RT Delta > 1/2 Window (#)=Amounts differ by > 25% (m)=manual int.

Quantitation Report (QT Reviewed)

Data Path : I:\ACQUDATA\6890G\Data\061621\
Data File : Bk8383.D
Signal(s) : Signal #1: ECD1A.CH Signal #2: ECD2B.CH
Acq On : 16 Jun 2021 4:29 pm
Operator : B.Allgeier
Sample : 1660 ML
Misc : 8082
ALS Vial : 4 Sample Multiplier: 1

Integration File signal 1: AUTOINT1.E
Integration File signal 2: AUTOINT2.E
Quant Time: Jun 17 09:12:35 2021
Quant Method : I:\ACQUDATA\6890G\Methods\G-PCB061621.M
Quant Title : 608/8082 PCB'S
QLast Update : Thu Jun 17 09:12:00 2021
Response via : Initial Calibration
Integrator: ChemStation 6890 Scale Mode: Large solvent peaks clipped

Volume Inj. : 2uL
Signal #1 Phase : DB-1701 Signal #2 Phase: DB-17
Signal #1 Info : 0.32mm 30m Signal #2 Info : 0.32mm 30m

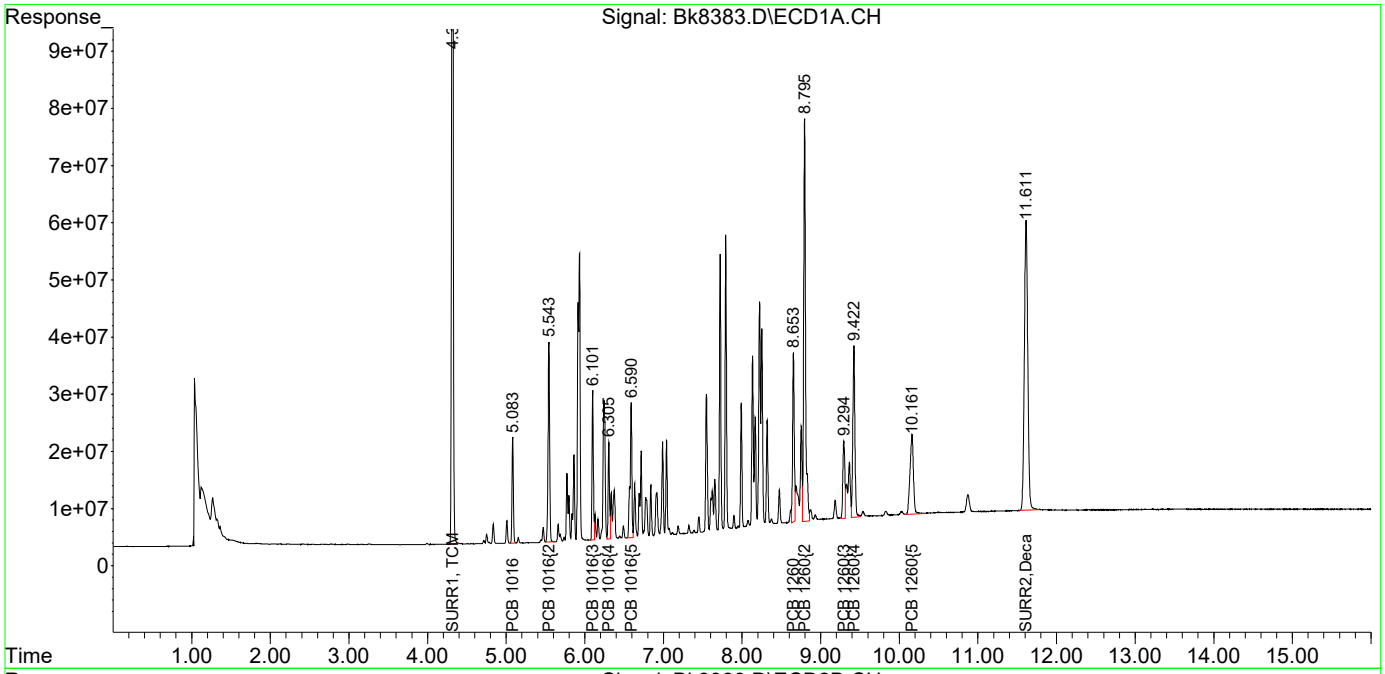

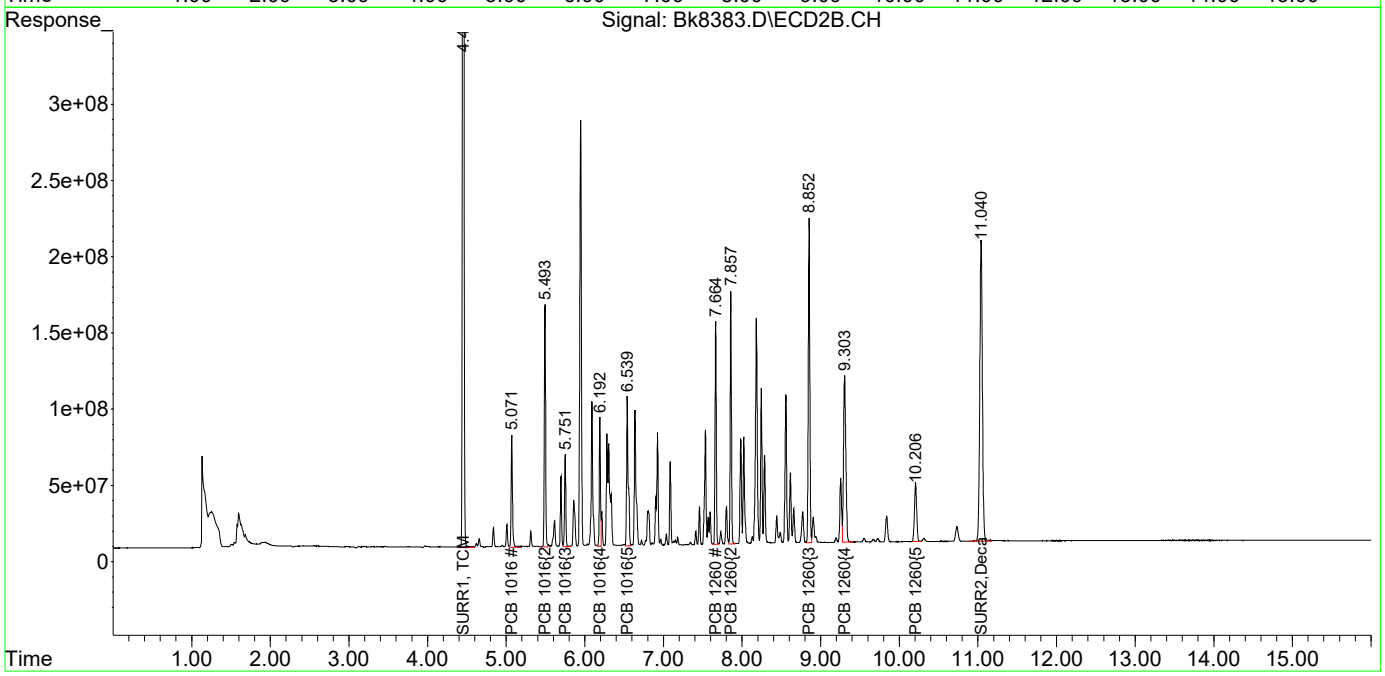

1st DM 06/21/21
2nd BA 06/21/21

Quantitation Report (Qedit)

Data Path : I:\ACQUDATA\6890G\Data\061621\
Data File : Bk8384.D
Signal(s) : Signal #1: ECD1A.CH Signal #2: ECD2B.CH
Acq On : 16 Jun 2021 4:49 pm
Operator : B.Allgeier
Sample : 1660 M
Misc : 8082
ALS Vial : 5 Sample Multiplier: 1

Integration File signal 1: AUTOINT1.E
Integration File signal 2: AUTOINT2.E
Quant Time: Jun 17 09:12:42 2021
Quant Method : I:\ACQUDATA\6890G\Methods\G-PCB061621.M
Quant Title : 608/8082 PCB'S
QLast Update : Thu Jun 17 09:12:00 2021
Response via : Initial Calibration
Integrator: ChemStation 6890 Scale Mode: Large solvent peaks clipped

Volume Inj. : 2uL
Signal #1 Phase : DB-1701 Signal #2 Phase: DB-17
Signal #1 Info : 0.32mm 30m Signal #2 Info : 0.32mm 30m

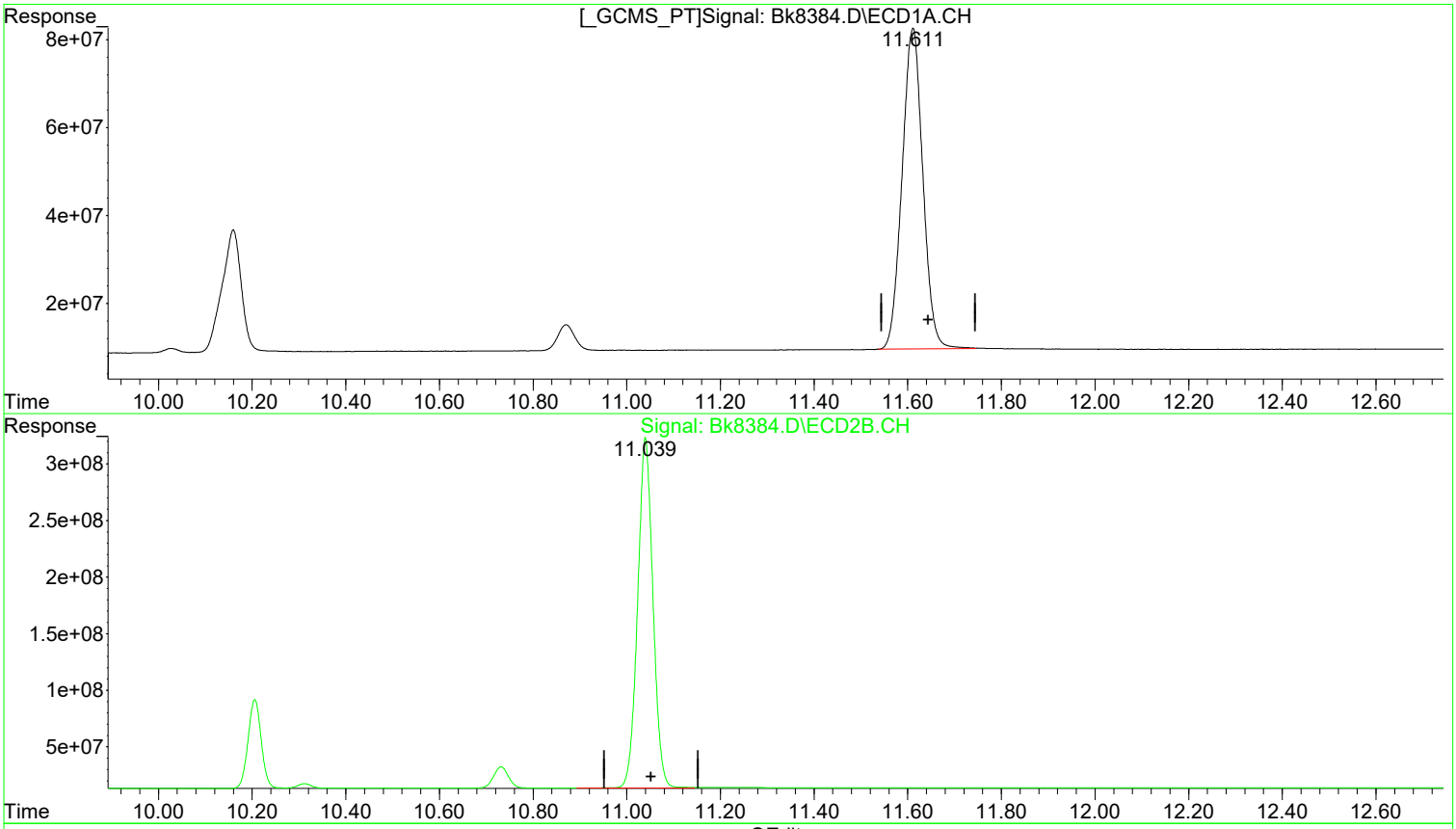

(2) SURR2,Decachlorobiphenyl (S)
11.611min 127.868 ug/l m
response 2248449881

(2) SURR2,Decachlorobiphenyl #2 (S)
11.040min 81.581 ug/l
response 7032494559

Manual Integration:
After
Poor integration.
06/17/21

(+) = Expected Retention Time

1st DM 06/21/21
2nd BA 06/21/21

Quantitation Report (Qedit)

Data Path : I:\ACQUDATA\6890G\Data\061621\
Data File : Bk8384.D
Signal(s) : Signal #1: ECD1A.CH Signal #2: ECD2B.CH
Acq On : 16 Jun 2021 4:49 pm
Operator : B.Allgeier
Sample : 1660 M
Misc : 8082
ALS Vial : 5 Sample Multiplier: 1

Integration File signal 1: AUTOINT1.E
Integration File signal 2: AUTOINT2.E
Quant Time: Jun 17 09:12:42 2021
Quant Method : I:\ACQUDATA\6890G\Methods\G-PCB061621.M
Quant Title : 608/8082 PCB'S
QLast Update : Thu Jun 17 09:12:00 2021
Response via : Initial Calibration
Integrator: ChemStation 6890 Scale Mode: Large solvent peaks clipped

Volume Inj. : 2uL
Signal #1 Phase : DB-1701 Signal #2 Phase: DB-17
Signal #1 Info : 0.32mm 30m Signal #2 Info : 0.32mm 30m

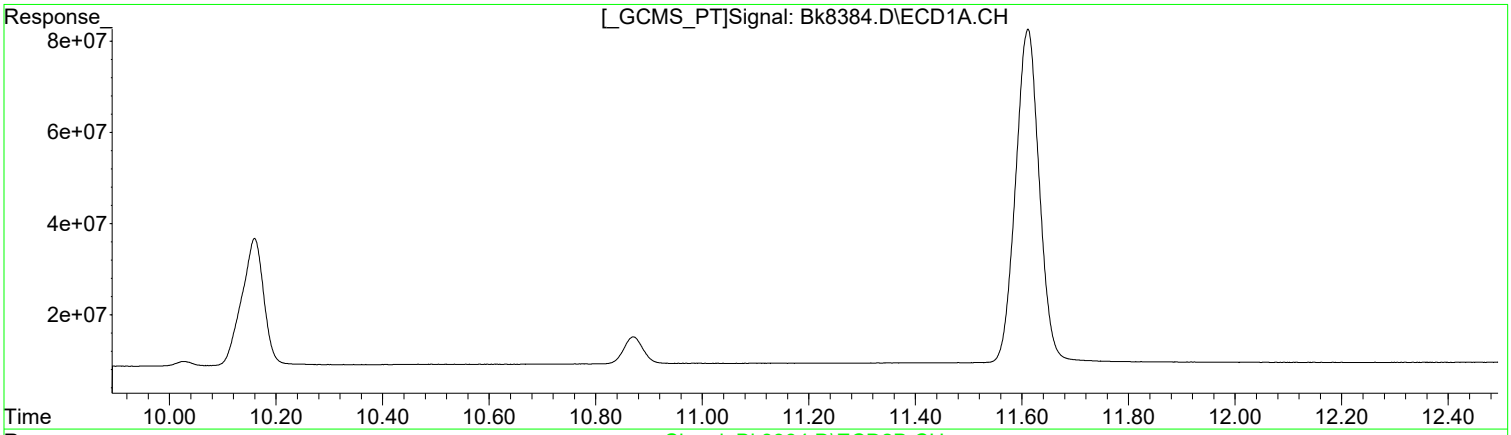

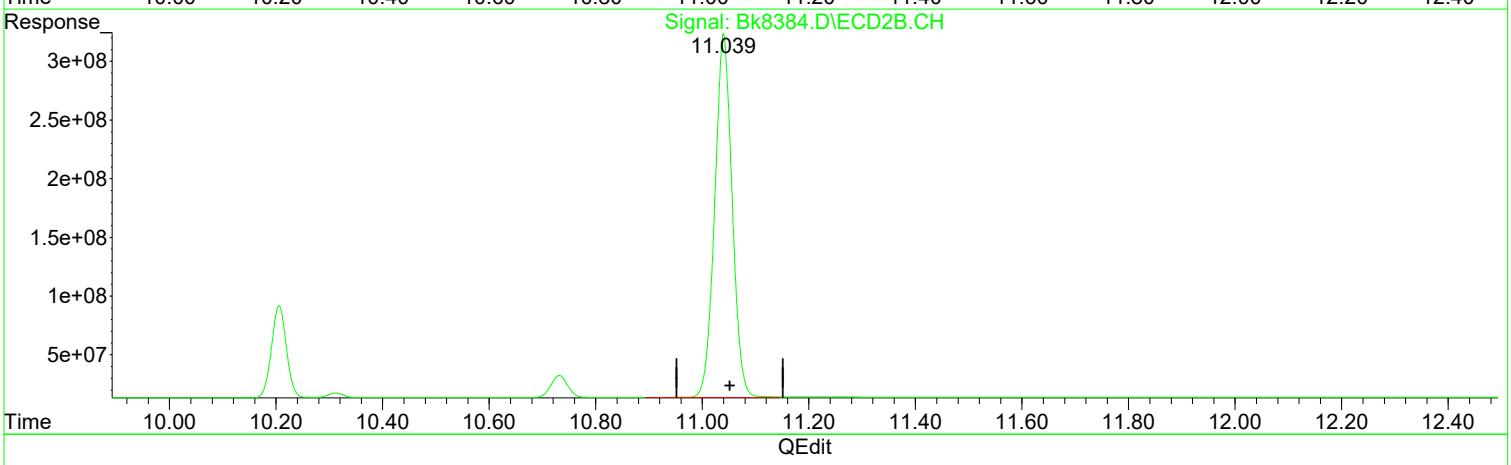

(2) SURR2,Decachlorobiphenyl (S)
0.000min 0.000 ug/l
response 0

Manual Integration:
Before

06/17/21

(2) SURR2,Decachlorobiphenyl #2 (S)
11.040min 81.581 ug/l
response 7032494559

(+) = Expected Retention Time

1st DM 06/21/21
2nd BA 06/21/21

Quantitation Report (Qedit)

Data Path : I:\ACQUDATA\6890G\Data\061621\
Data File : Bk8384.D
Signal(s) : Signal #1: ECD1A.CH Signal #2: ECD2B.CH
Acq On : 16 Jun 2021 4:49 pm
Operator : B.Allgeier
Sample : 1660 M
Misc : 8082
ALS Vial : 5 Sample Multiplier: 1

Integration File signal 1: AUTOINT1.E
Integration File signal 2: AUTOINT2.E
Quant Time: Jun 17 09:12:42 2021
Quant Method : I:\ACQUDATA\6890G\Methods\G-PCB061621.M
Quant Title : 608/8082 PCB'S
QLast Update : Thu Jun 17 09:12:00 2021
Response via : Initial Calibration
Integrator: ChemStation 6890 Scale Mode: Large solvent peaks clipped

Volume Inj. : 2uL
Signal #1 Phase : DB-1701 Signal #2 Phase: DB-17
Signal #1 Info : 0.32mm 30m Signal #2 Info : 0.32mm 30m

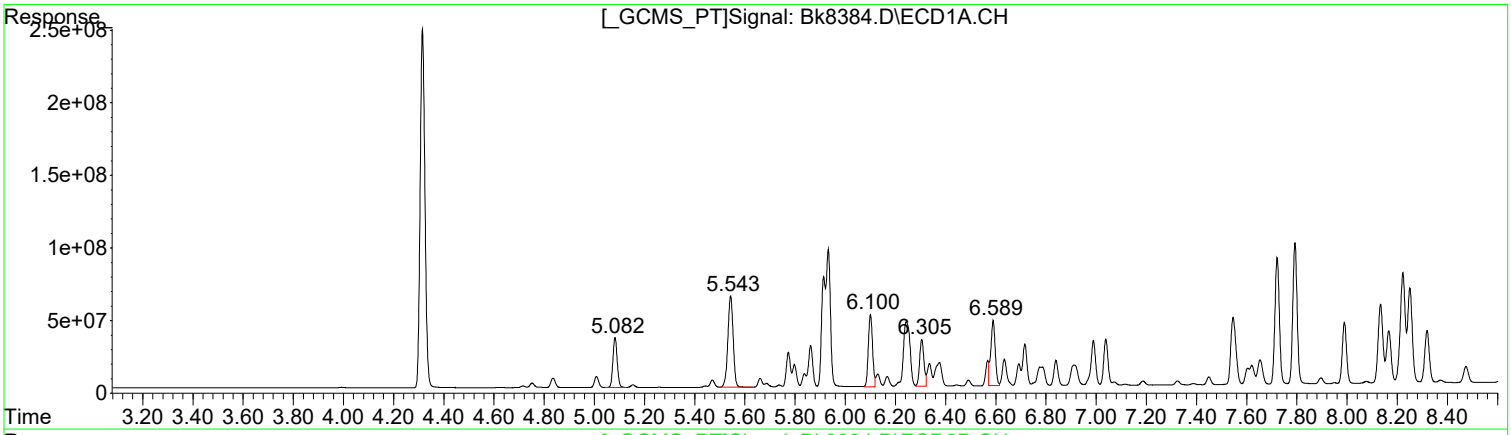

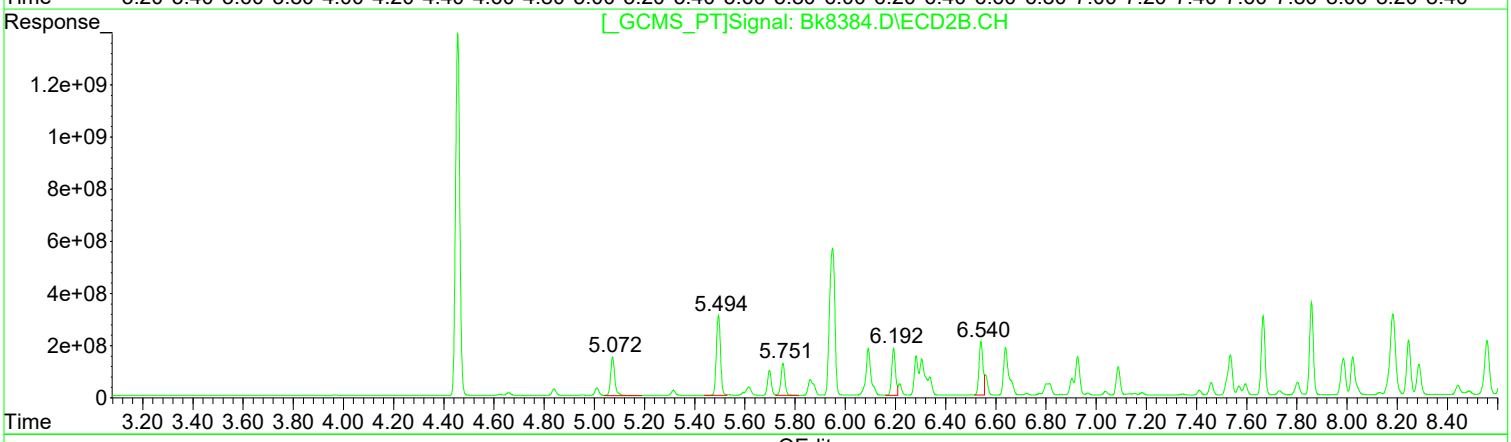

(3) PCB 1016 (L1c)

R.T.	Response	Conc
5.08	408501301	843.98
5.54	918022019	818.97
6.10	575644074	862.07
6.30	387630356	854.42
6.59	569381278	764.51

(3) PCB 1016 #2 (L1c)

R.T.	Response	Conc
5.07	1721555197	657.98
5.49	3562362538	619.44
5.75	1340624203	631.34
6.19	1875269706	666.74
6.54	2151707580	476.40

Manual Integration:

After

Poor integration.

06/17/21

(+) = Expected Retention Time

1st DM 06/21/21
2nd BA 06/21/21

Quantitation Report (Qedit)

Data Path : I:\ACQUDATA\6890G\Data\061621\
Data File : Bk8384.D
Signal(s) : Signal #1: ECD1A.CH Signal #2: ECD2B.CH
Acq On : 16 Jun 2021 4:49 pm
Operator : B.Allgeier
Sample : 1660 M
Misc : 8082
ALS Vial : 5 Sample Multiplier: 1

Integration File signal 1: AUTOINT1.E
Integration File signal 2: AUTOINT2.E
Quant Time: Jun 17 09:12:42 2021
Quant Method : I:\ACQUDATA\6890G\Methods\G-PCB061621.M
Quant Title : 608/8082 PCB'S
QLast Update : Thu Jun 17 09:12:00 2021
Response via : Initial Calibration
Integrator: ChemStation 6890 Scale Mode: Large solvent peaks clipped

Volume Inj. : 2uL
Signal #1 Phase : DB-1701 Signal #2 Phase: DB-17
Signal #1 Info : 0.32mm 30m Signal #2 Info : 0.32mm 30m

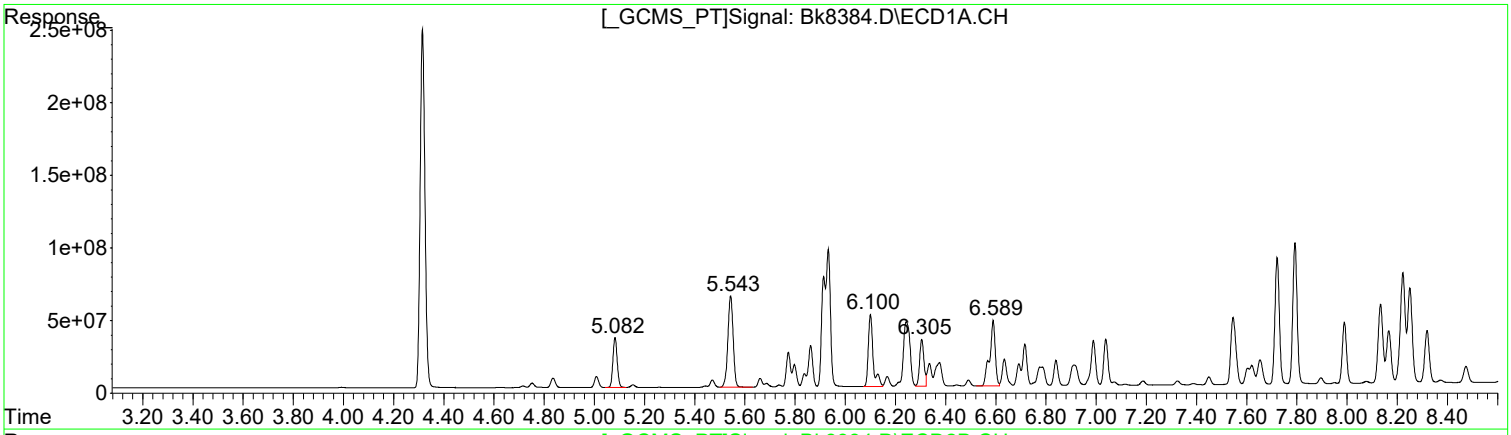

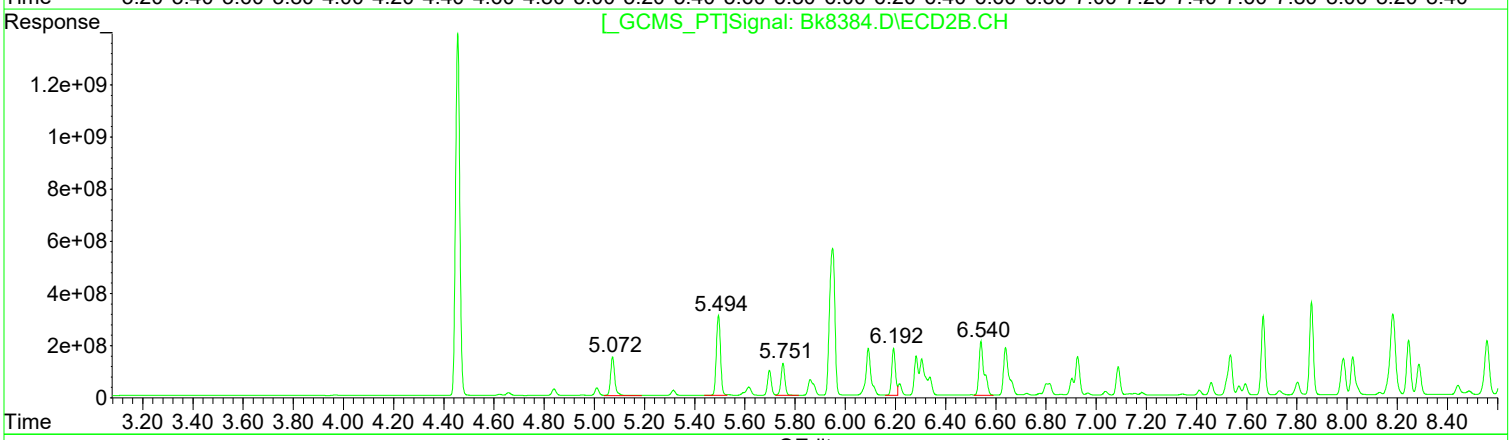

(3) PCB 1016 (L1c)

R.T.	Response	Conc
5.08	408501301	843.98
5.54	918022019	818.97
6.10	670970466	1004.82
6.30	387630356	854.42
6.59	706952765	949.23

(3) PCB 1016 #2 (L1c)

R.T.	Response	Conc
5.07	1721555197	657.98
5.49	3562362538	619.44
5.75	1340624203	631.34
6.19	1875269706	666.74
6.54	2898330253	641.71

Manual Integration:

Before

06/17/21

(+) = Expected Retention Time

1st DM 06/21/21
2nd BA 06/21/21

Quantitation Report (Qedit)

Data Path : I:\ACQUDATA\6890G\Data\061621\
Data File : Bk8384.D
Signal(s) : Signal #1: ECD1A.CH Signal #2: ECD2B.CH
Acq On : 16 Jun 2021 4:49 pm
Operator : B.Allgeier
Sample : 1660 M
Misc : 8082
ALS Vial : 5 Sample Multiplier: 1

Integration File signal 1: AUTOINT1.E
Integration File signal 2: AUTOINT2.E
Quant Time: Jun 17 09:12:42 2021
Quant Method : I:\ACQUDATA\6890G\Methods\G-PCB061621.M
Quant Title : 608/8082 PCB'S
QLast Update : Thu Jun 17 09:12:00 2021
Response via : Initial Calibration
Integrator: ChemStation 6890 Scale Mode: Large solvent peaks clipped

Volume Inj. : 2uL
Signal #1 Phase : DB-1701 Signal #2 Phase: DB-17
Signal #1 Info : 0.32mm 30m Signal #2 Info : 0.32mm 30m

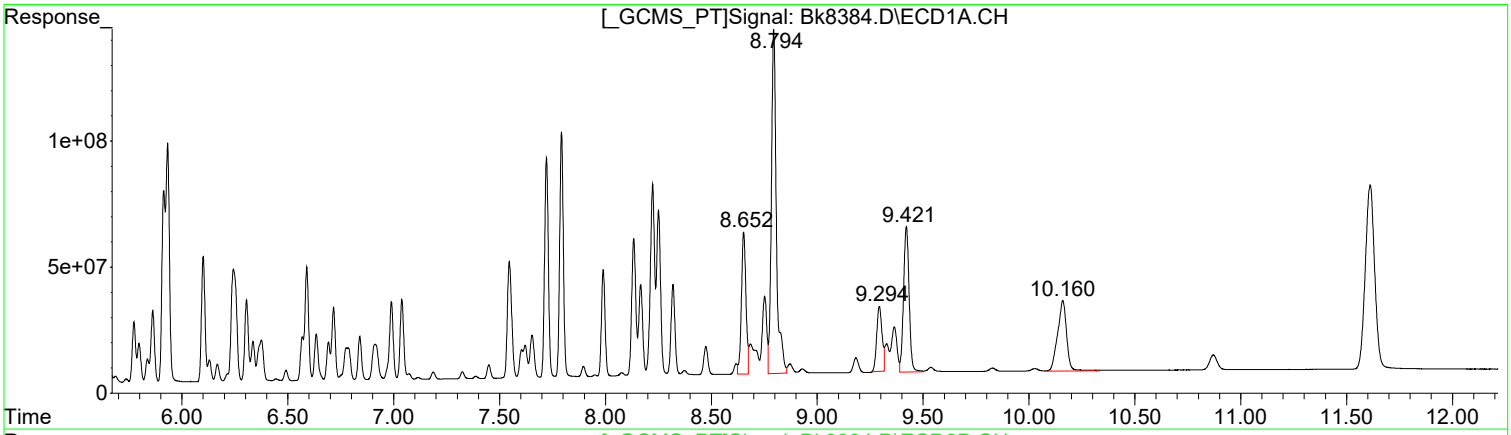

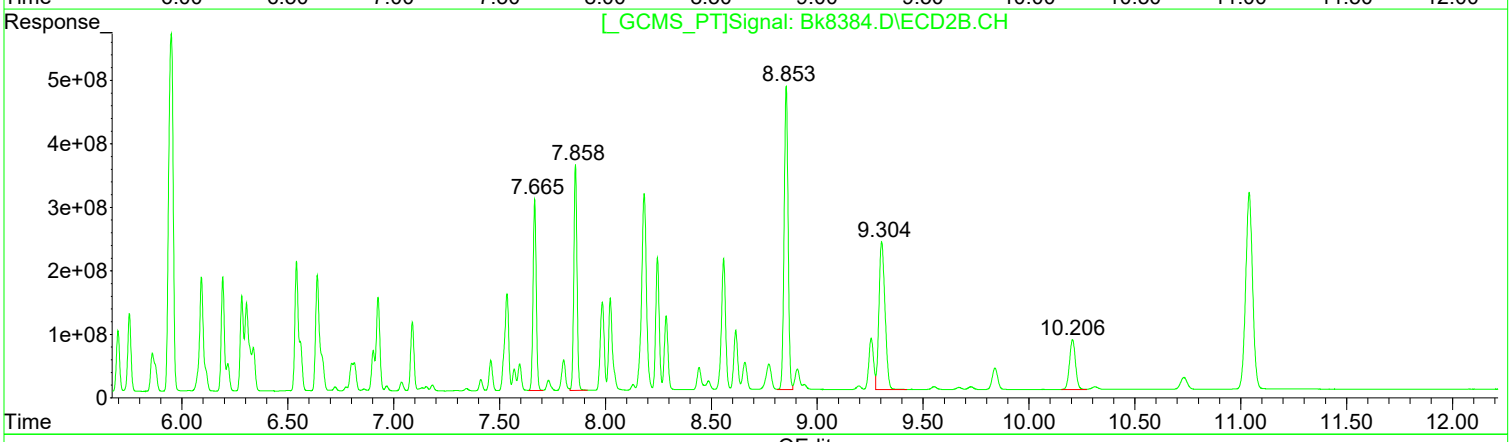

QEdit

(33) PCB 1260 (L7c)

R.T.	Response	Conc
8.65	832507396	1077.02
8.79	2256643442	1125.41
9.29	452985919	1320.57
9.42	1055636528	1076.56
10.16	826069494	1268.96

(33) PCB 1260 #2 (L7c)

R.T.	Response	Conc
7.67	3188812889	676.08
7.86	3753781790	680.85
8.85	6218296030	836.33
9.30	4618307567	741.72
10.21	1534130013	902.09

Manual Integration:

After

Poor integration.

06/17/21

(+) = Expected Retention Time

1st DM 06/21/21
2nd BA 06/21/21

Quantitation Report (Qedit)

Data Path : I:\ACQUDATA\6890G\Data\061621\
Data File : Bk8384.D
Signal(s) : Signal #1: ECD1A.CH Signal #2: ECD2B.CH
Acq On : 16 Jun 2021 4:49 pm
Operator : B.Allgeier
Sample : 1660 M
Misc : 8082
ALS Vial : 5 Sample Multiplier: 1

Integration File signal 1: AUTOINT1.E
Integration File signal 2: AUTOINT2.E
Quant Time: Jun 17 09:12:42 2021
Quant Method : I:\ACQUDATA\6890G\Methods\G-PCB061621.M
Quant Title : 608/8082 PCB'S
QLast Update : Thu Jun 17 09:12:00 2021
Response via : Initial Calibration
Integrator: ChemStation 6890 Scale Mode: Large solvent peaks clipped

Volume Inj. : 2uL
Signal #1 Phase : DB-1701 Signal #2 Phase: DB-17
Signal #1 Info : 0.32mm 30m Signal #2 Info : 0.32mm 30m

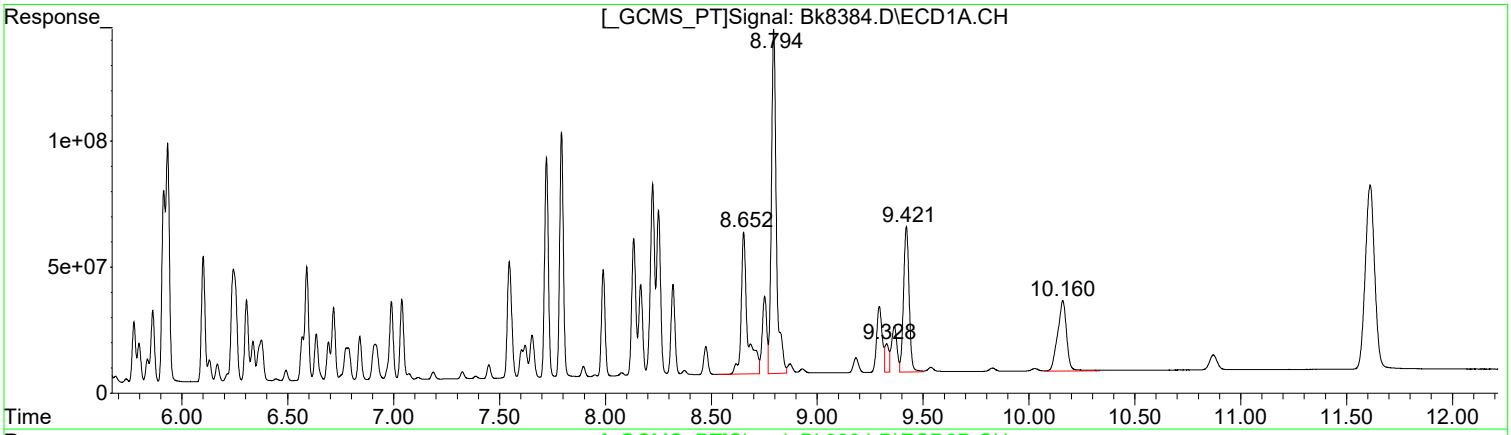

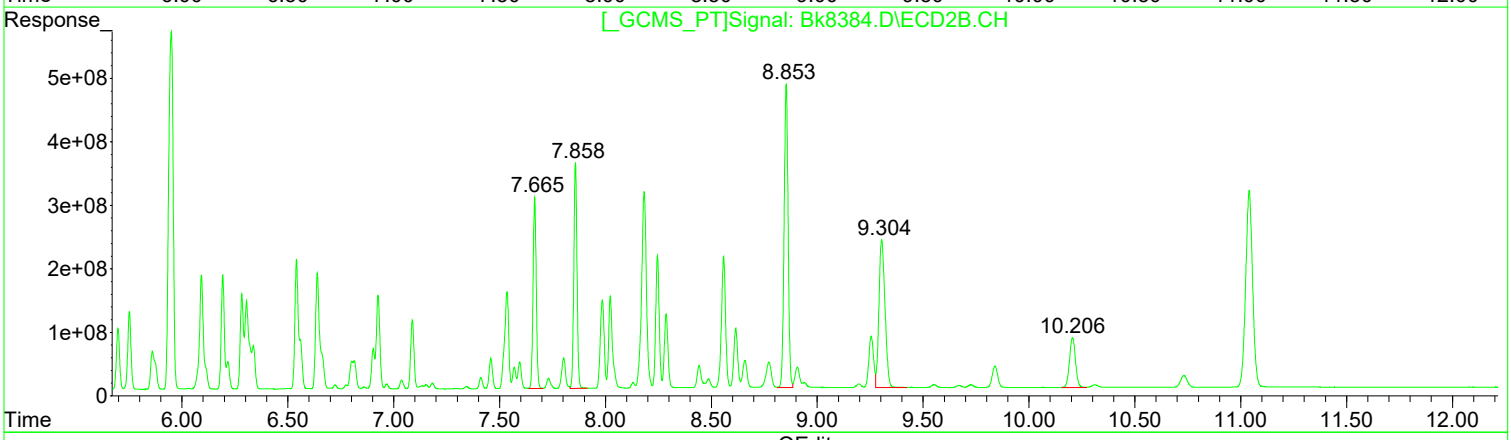

QEdit

(33) PCB 1260 (L7c)

R.T.	Response	Conc
8.65	1175802104	1521.14
8.79	2256643442	1125.41
9.33	149999187	437.29
9.42	1055636528	1076.56
10.16	826069494	1268.96

(33) PCB 1260 #2 (L7c)

R.T.	Response	Conc
7.67	3188812889	676.08
7.86	3753781790	680.85
8.85	6218296030	836.33
9.30	4618307567	741.72
10.21	1534130013	902.09

Manual Integration:

Before

06/17/21

(+) = Expected Retention Time

1st DM 06/21/21
2nd BA 06/21/21

Quantitation Report (QT Reviewed)

Data Path : I:\ACQUDATA\6890G\Data\061621\
Data File : Bk8384.D
Signal(s) : Signal #1: ECD1A.CH Signal #2: ECD2B.CH
Acq On : 16 Jun 2021 4:49 pm
Operator : B.Allgeier
Sample : 1660 M
Misc : 8082
ALS Vial : 5 Sample Multiplier: 1

Integration File signal 1: AUTOINT1.E
Integration File signal 2: AUTOINT2.E
Quant Time: Jun 17 09:12:42 2021
Quant Method : I:\ACQUDATA\6890G\Methods\G-PCB061621.M
Quant Title : 608/8082 PCB'S
QLast Update : Thu Jun 17 09:12:00 2021
Response via : Initial Calibration
Integrator: ChemStation 6890 Scale Mode: Large solvent peaks clipped

Volume Inj. : 2uL
Signal #1 Phase : DB-1701 Signal #2 Phase: DB-17
Signal #1 Info : 0.32mm 30m Signal #2 Info : 0.32mm 30m

Compound	RT#1	RT#2	Resp#1	Resp#2	ug/l	ug/l
System Monitoring Compounds						
1) S SURR1, TCMX	4.315	4.455	3283.5E6	16317.5E6	112.653	87.899
Spiked Amount 100.000 Range 30 - 150 Recovery = 112.65% 87.90%						
2) S SURR2,Dec...	11.611	11.040	2248.4E6	7032.5E6	127.868m	81.581 #
Spiked Amount 100.000 Range 30 - 150 Recovery = 127.87% 81.58%						
Target Compounds						
3) L1c PCB 1016	5.082	5.073	408.5E6	1721.6E6	843.977	657.979
4) L1c PCB 1016{2}	5.543	5.495	918.0E6	3562.4E6	818.968	619.443
5) L1c PCB 1016{3}	6.100	5.752	575.6E6	1340.6E6	862.066m	631.344 #
6) L1c PCB 1016{4}	6.305	6.193	387.6E6	1875.3E6	854.420	666.735
7) L1c PCB 1016{5}	6.589	6.540	569.4E6	2151.7E6	764.511m	476.403m#
Sum PCB 1016			2859.2E6	10651.5E6	4143.941	3051.903
Average PCB 1016					828.788	610.381
Sum PCB 1221			0	0	N.D.	N.D.
Average PCB 1221					0.000	0.000
Sum PCB 1232			0	0	N.D.	N.D.
Average PCB 1232					0.000	0.000
Sum PCB 1242			0	0	N.D.	N.D.
Average PCB 1242					0.000	0.000
Sum PCB 1248			0	0	N.D.	N.D.
Average PCB 1248					0.000	0.000
Sum PCB 1254			0	0	N.D.	N.D.
Average PCB 1254					0.000	0.000
33) L7c PCB 1260	8.652	7.666	832.5E6	3188.8E6	1077.018m	676.075 #
34) L7c PCB 1260{2}	8.795	7.858	2256.6E6	3753.8E6	1125.407	680.853 #
35) L7c PCB 1260{3}	9.294	8.854	453.0E6	6218.3E6	1320.568m	836.334 #
36) L7C PCB 1260{4}	9.421	9.304	1055.6E6	4618.3E6	1076.561	741.721 #
37) L7C PCB 1260{5}	10.160	10.206	826.1E6	1534.1E6	1268.958	902.092 #
Sum PCB 1260			5423.8E6	19313.3E6	5868.512	3837.077
Average PCB 1260					1173.702	767.415
Sum PCB 1268			0	0	N.D.	N.D.
Average PCB 1268					0.000	0.000
Sum PCB 1262			0	0	N.D.	N.D.
Average PCB 1262					0.000	0.000

(f)=RT Delta > 1/2 Window (#)=Amounts differ by > 25% (m)=manual int.

1st DM 06/21/21
2nd BA 06/21/21

Quantitation Report (QT Reviewed)

Data Path : I:\ACQUDATA\6890G\Data\061621\
Data File : Bk8384.D
Signal(s) : Signal #1: ECD1A.CH Signal #2: ECD2B.CH
Acq On : 16 Jun 2021 4:49 pm
Operator : B.Allgeier
Sample : 1660 M
Misc : 8082
ALS Vial : 5 Sample Multiplier: 1

Integration File signal 1: AUTOINT1.E
Integration File signal 2: AUTOINT2.E
Quant Time: Jun 17 09:12:42 2021
Quant Method : I:\ACQUDATA\6890G\Methods\G-PCB061621.M
Quant Title : 608/8082 PCB'S
QLast Update : Thu Jun 17 09:12:00 2021
Response via : Initial Calibration
Integrator: ChemStation 6890 Scale Mode: Large solvent peaks clipped

Volume Inj. : 2uL
Signal #1 Phase : DB-1701 Signal #2 Phase: DB-17
Signal #1 Info : 0.32mm 30m Signal #2 Info : 0.32mm 30m

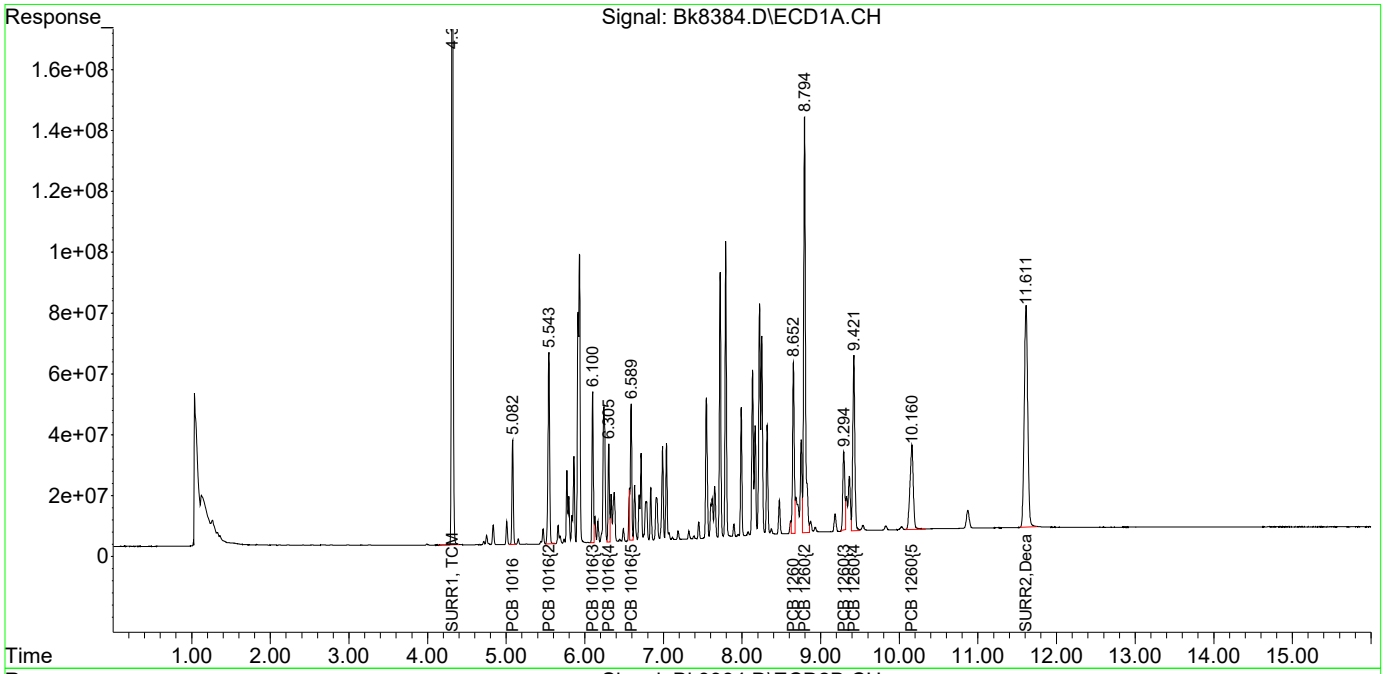

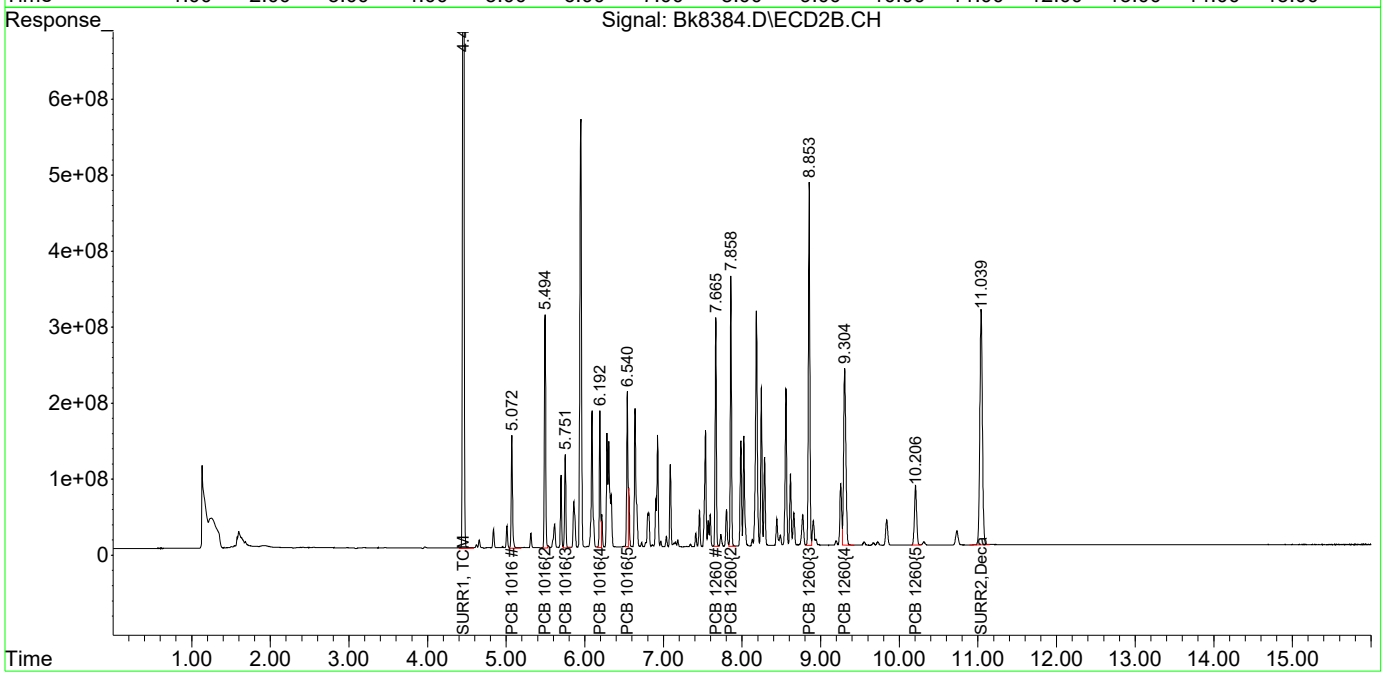

1st DM 06/21/21
2nd BA 06/21/21

Quantitation Report (Qedit)

Data Path : I:\ACQUDATA\6890G\Data\061621\
Data File : Bk8385.D
Signal(s) : Signal #1: ECD1A.CH Signal #2: ECD2B.CH
Acq On : 16 Jun 2021 5:09 pm
Operator : B.Allgeier
Sample : 1660 MH
Misc : 8082
ALS Vial : 6 Sample Multiplier: 1

Integration File signal 1: AUTOINT1.E
Integration File signal 2: AUTOINT2.E
Quant Time: Jun 17 09:12:49 2021
Quant Method : I:\ACQUDATA\6890G\Methods\G-PCB061621.M
Quant Title : 608/8082 PCB'S
QLast Update : Thu Jun 17 09:12:00 2021
Response via : Initial Calibration
Integrator: ChemStation 6890 Scale Mode: Large solvent peaks clipped

Volume Inj. : 2uL
Signal #1 Phase : DB-1701 Signal #2 Phase: DB-17
Signal #1 Info : 0.32mm 30m Signal #2 Info : 0.32mm 30m

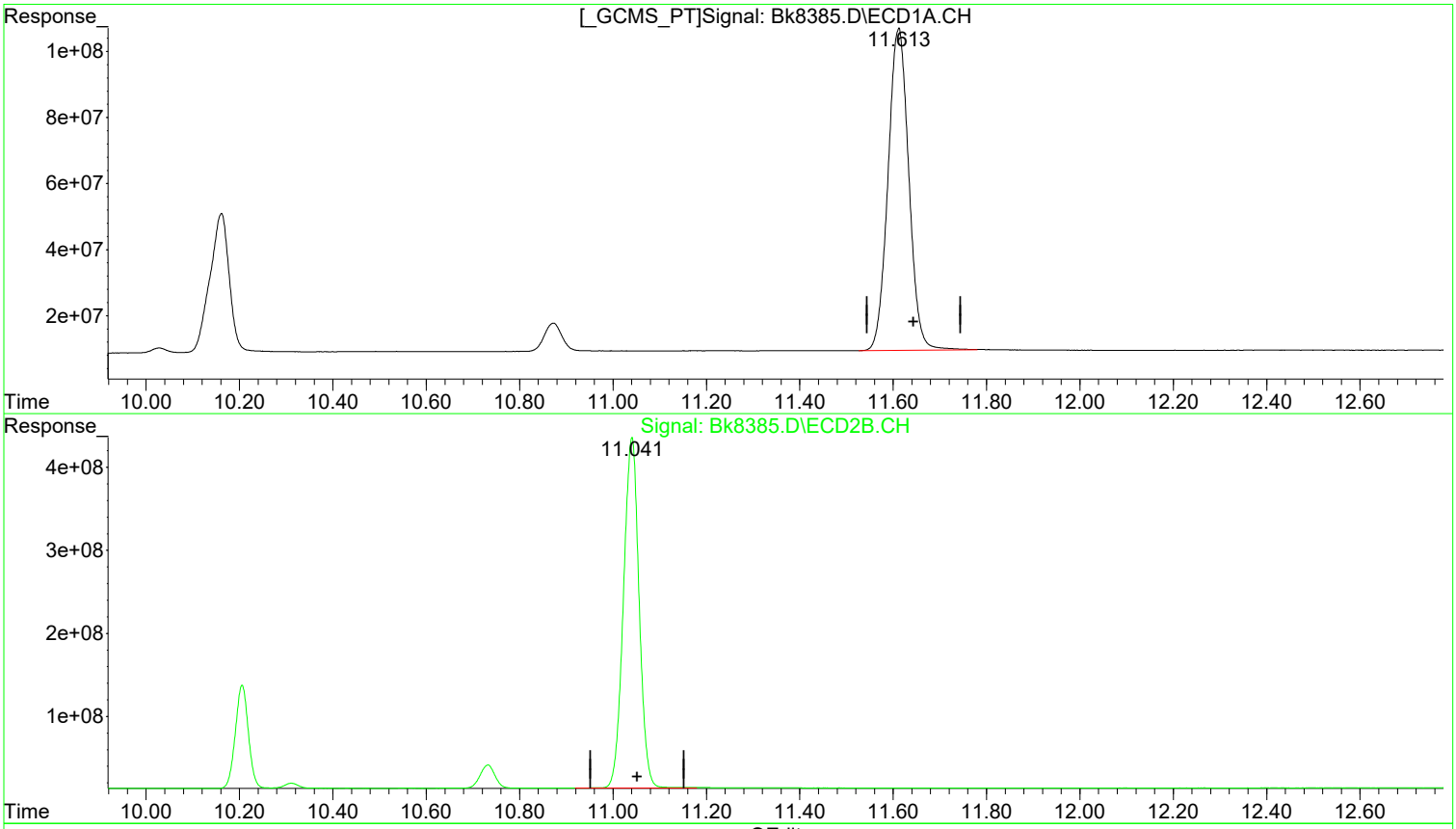

(2) SURR2,Decachlorobiphenyl (S)
11.613min 171.421 ug/l m
response 3014286067

(2) SURR2,Decachlorobiphenyl #2 (S)
11.041min 114.208 ug/l
response 9844949540

Manual Integration:
After
Poor integration.
06/17/21

(+) = Expected Retention Time

1st DM 06/21/21
2nd BA 06/21/21

Quantitation Report (Qedit)

Data Path : I:\ACQUDATA\6890G\Data\061621\
Data File : Bk8385.D
Signal(s) : Signal #1: ECD1A.CH Signal #2: ECD2B.CH
Acq On : 16 Jun 2021 5:09 pm
Operator : B.Allgeier
Sample : 1660 MH
Misc : 8082
ALS Vial : 6 Sample Multiplier: 1

Integration File signal 1: AUTOINT1.E
Integration File signal 2: AUTOINT2.E
Quant Time: Jun 17 09:12:49 2021
Quant Method : I:\ACQUDATA\6890G\Methods\G-PCB061621.M
Quant Title : 608/8082 PCB'S
QLast Update : Thu Jun 17 09:12:00 2021
Response via : Initial Calibration
Integrator: ChemStation 6890 Scale Mode: Large solvent peaks clipped

Volume Inj. : 2uL
Signal #1 Phase : DB-1701 Signal #2 Phase: DB-17
Signal #1 Info : 0.32mm 30m Signal #2 Info : 0.32mm 30m

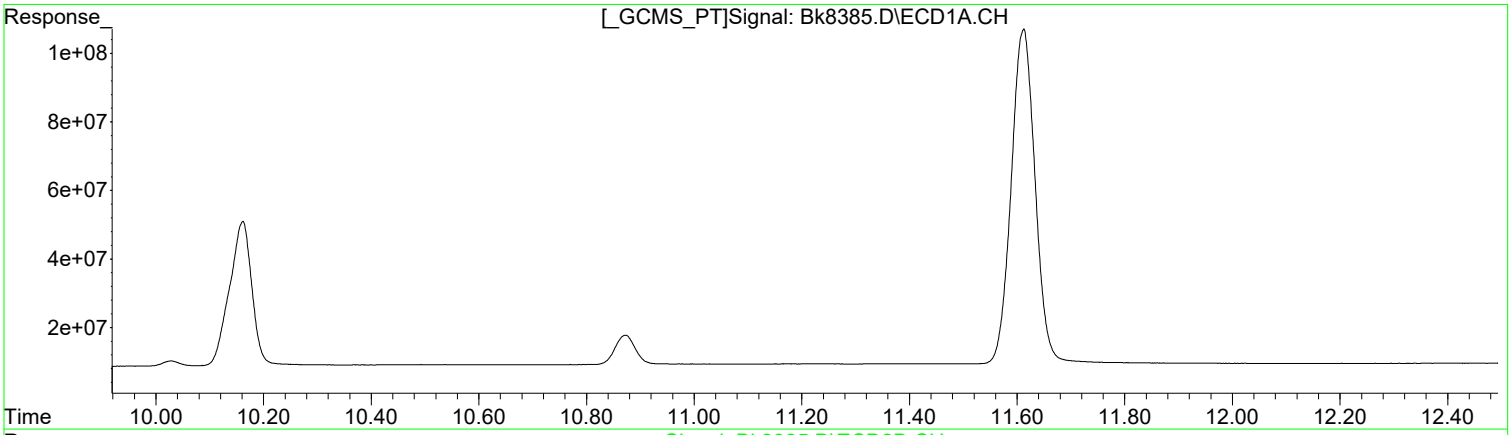

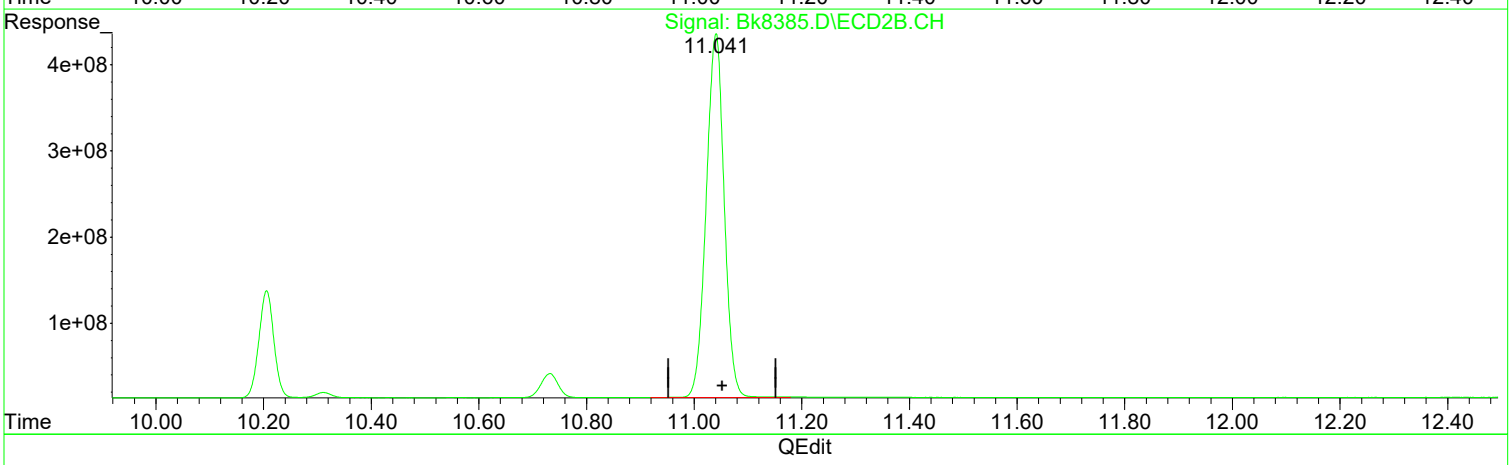

(2) SURR2,Decachlorobiphenyl (S)
0.000min 0.000 ug/l
response 0

(2) SURR2,Decachlorobiphenyl #2 (S)
11.041min 114.208 ug/l
response 9844949540

Manual Integration:
Before

06/17/21

(+) = Expected Retention Time

1st DM 06/21/21
2nd BA 06/21/21

Quantitation Report (Qedit)

Data Path : I:\ACQUDATA\6890G\Data\061621\
Data File : Bk8385.D
Signal(s) : Signal #1: ECD1A.CH Signal #2: ECD2B.CH
Acq On : 16 Jun 2021 5:09 pm
Operator : B.Allgeier
Sample : 1660 MH
Misc : 8082
ALS Vial : 6 Sample Multiplier: 1

Integration File signal 1: AUTOINT1.E
Integration File signal 2: AUTOINT2.E
Quant Time: Jun 17 09:12:49 2021
Quant Method : I:\ACQUDATA\6890G\Methods\G-PCB061621.M
Quant Title : 608/8082 PCB'S
QLast Update : Thu Jun 17 09:12:00 2021
Response via : Initial Calibration
Integrator: ChemStation 6890 Scale Mode: Large solvent peaks clipped

Volume Inj. : 2uL
Signal #1 Phase : DB-1701 Signal #2 Phase: DB-17
Signal #1 Info : 0.32mm 30m Signal #2 Info : 0.32mm 30m

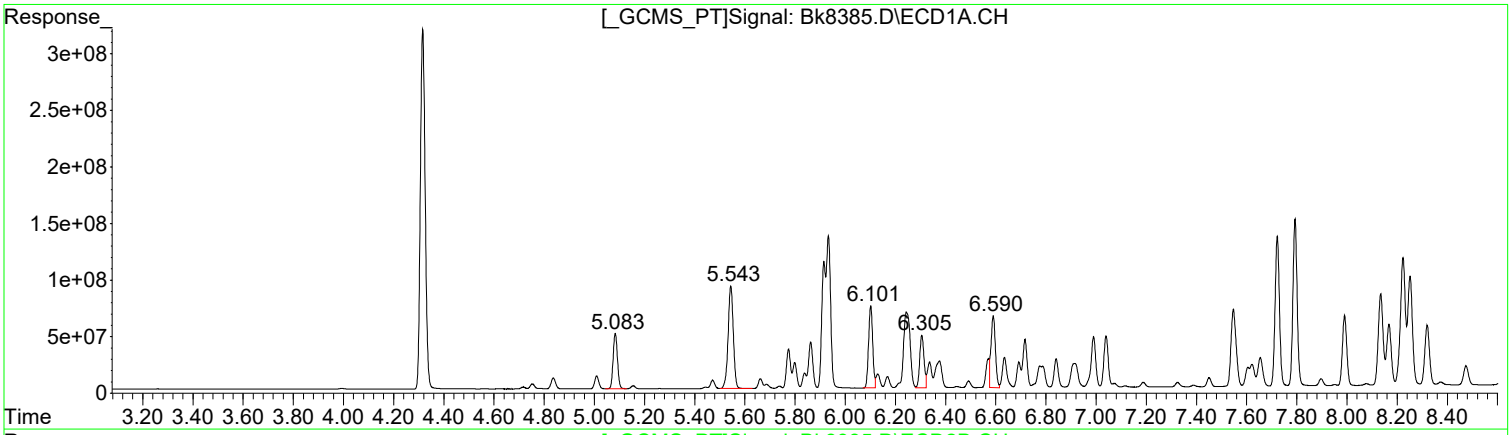

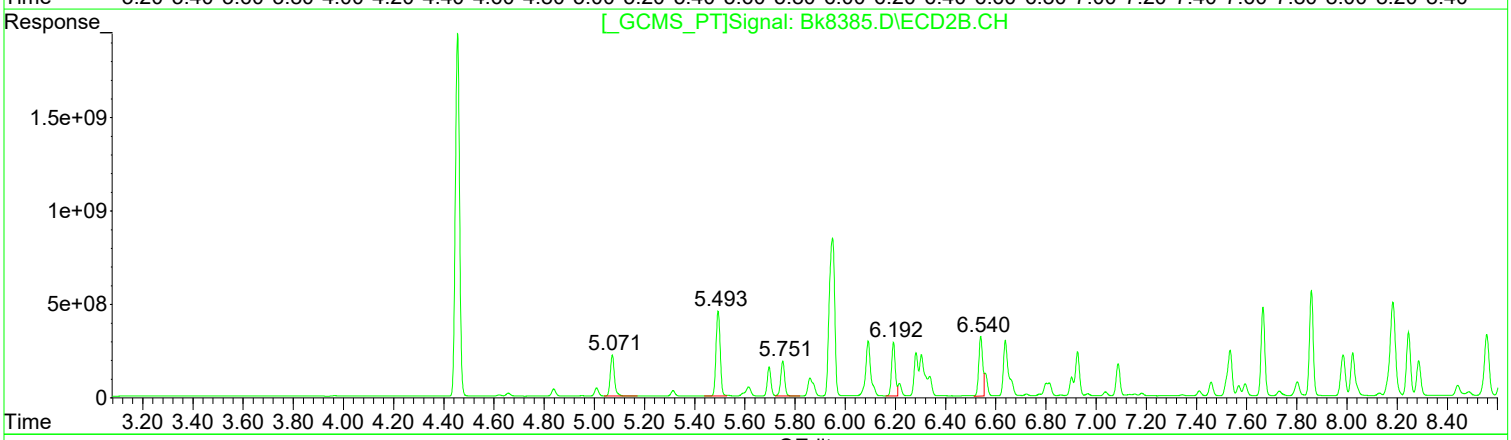

(3) PCB 1016 (L1c)

R.T.	Response	Conc
5.08	588049764	1214.93
5.54	1308393064	1167.22
6.10	825992621	1236.98
6.31	557195200	1228.18
6.59	775288020	1040.98

(3) PCB 1016 #2 (L1c)

R.T.	Response	Conc
5.07	2554673468	976.40
5.49	5281547444	918.38
5.75	2043964184	962.57
6.19	2958269943	1051.79
6.54	3433980339	760.31

Manual Integration:

After

Poor integration.

06/17/21

(+) = Expected Retention Time

1st DM 06/21/21
2nd BA 06/21/21

Quantitation Report (Qedit)

Data Path : I:\ACQUDATA\6890G\Data\061621\
Data File : Bk8385.D
Signal(s) : Signal #1: ECD1A.CH Signal #2: ECD2B.CH
Acq On : 16 Jun 2021 5:09 pm
Operator : B.Allgeier
Sample : 1660 MH
Misc : 8082
ALS Vial : 6 Sample Multiplier: 1

Integration File signal 1: AUTOINT1.E
Integration File signal 2: AUTOINT2.E
Quant Time: Jun 17 09:12:49 2021
Quant Method : I:\ACQUDATA\6890G\Methods\G-PCB061621.M
Quant Title : 608/8082 PCB'S
QLast Update : Thu Jun 17 09:12:00 2021
Response via : Initial Calibration
Integrator: ChemStation 6890 Scale Mode: Large solvent peaks clipped

Volume Inj. : 2uL
Signal #1 Phase : DB-1701 Signal #2 Phase: DB-17
Signal #1 Info : 0.32mm 30m Signal #2 Info : 0.32mm 30m

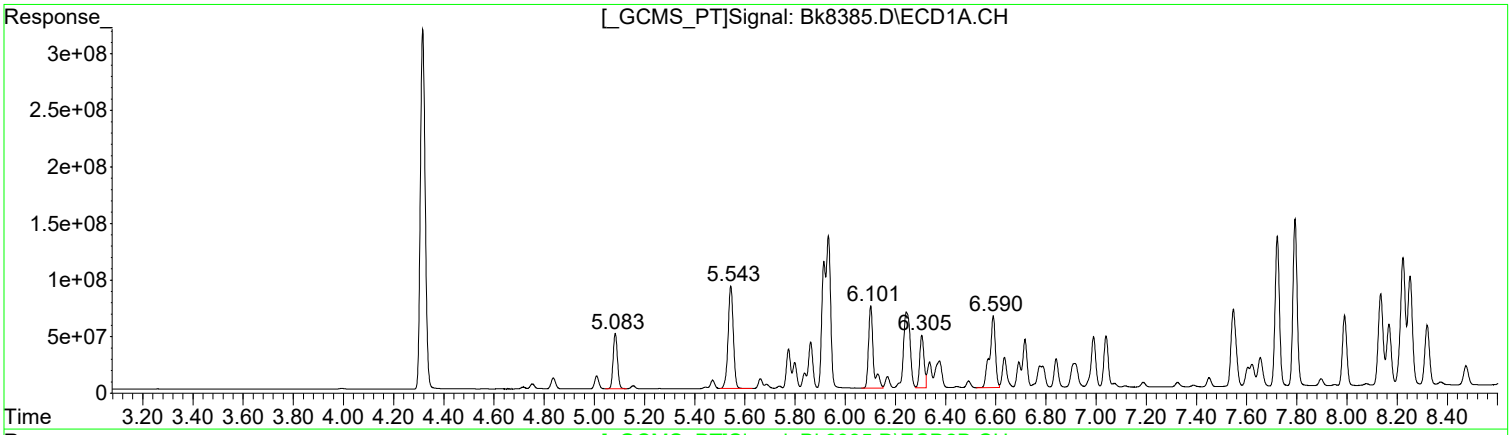

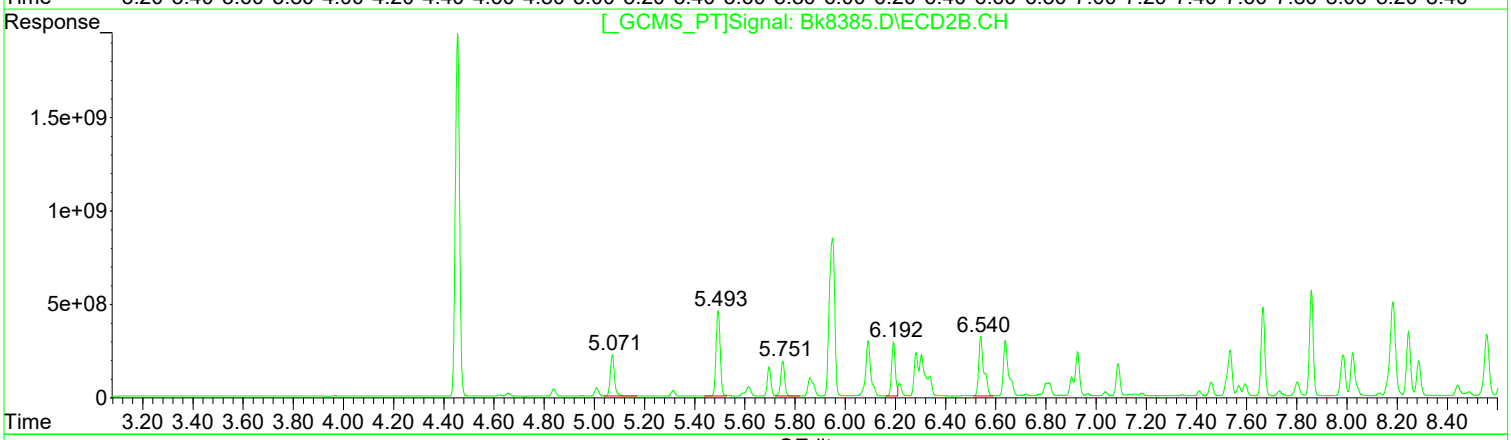

(3) PCB 1016 (L1c)

R.T.	Response	Conc
5.08	588049764	1214.93
5.54	1308393064	1167.22
6.10	970552975	1453.47
6.31	557195200	1228.18
6.59	1015083980	1362.96

(3) PCB 1016 #2 (L1c)

R.T.	Response	Conc
5.07	2554673468	976.40
5.49	5281547444	918.38
5.75	2043964184	962.57
6.19	2958269943	1051.79
6.54	4499468386	996.21

Manual Integration:

Before

06/17/21

(+) = Expected Retention Time

1st DM 06/21/21
2nd BA 06/21/21

Quantitation Report (Qedit)

Data Path : I:\ACQUDATA\6890G\Data\061621\
Data File : Bk8385.D
Signal(s) : Signal #1: ECD1A.CH Signal #2: ECD2B.CH
Acq On : 16 Jun 2021 5:09 pm
Operator : B.Allgeier
Sample : 1660 MH
Misc : 8082
ALS Vial : 6 Sample Multiplier: 1

Integration File signal 1: AUTOINT1.E
Integration File signal 2: AUTOINT2.E
Quant Time: Jun 17 09:12:49 2021
Quant Method : I:\ACQUDATA\6890G\Methods\G-PCB061621.M
Quant Title : 608/8082 PCB'S
QLast Update : Thu Jun 17 09:12:00 2021
Response via : Initial Calibration
Integrator: ChemStation 6890 Scale Mode: Large solvent peaks clipped

Volume Inj. : 2uL
Signal #1 Phase : DB-1701 Signal #2 Phase: DB-17
Signal #1 Info : 0.32mm 30m Signal #2 Info : 0.32mm 30m

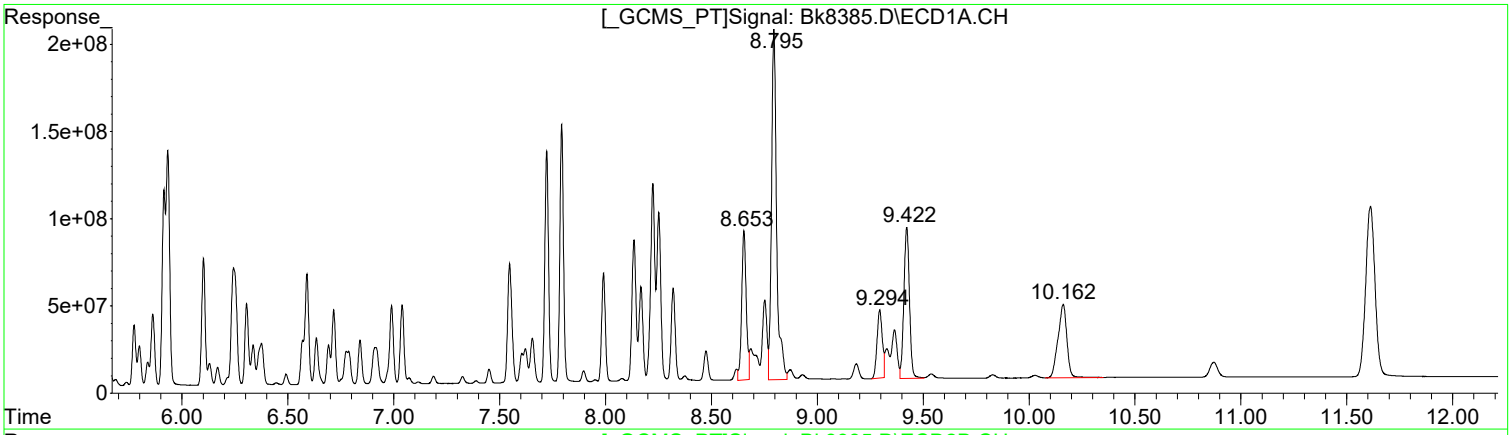

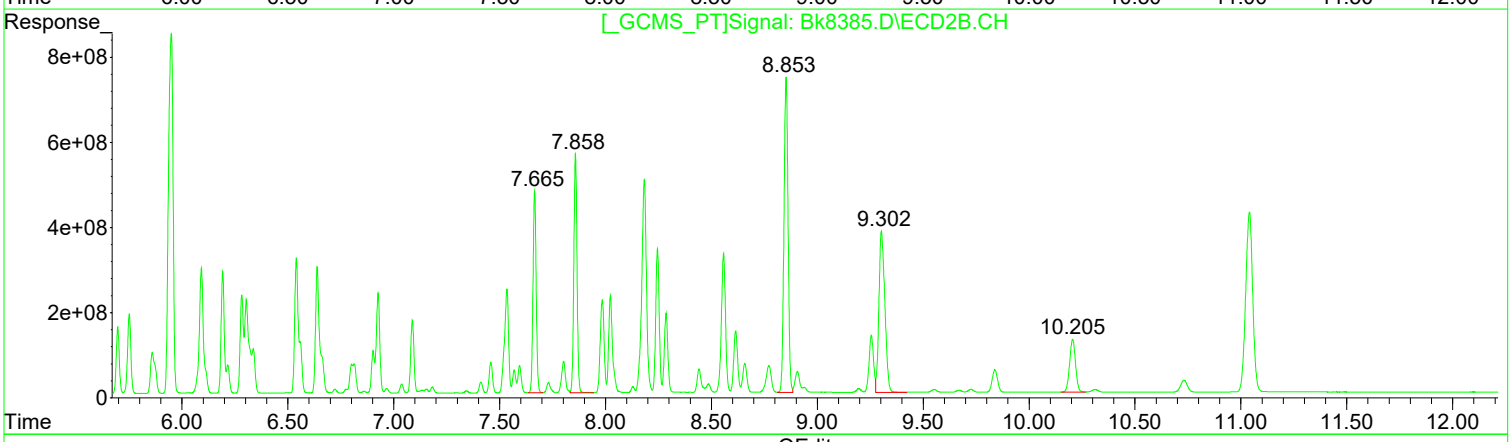

(33) PCB 1260 (L7c)

R.T.	Response	Conc
8.65	1292533597	1672.16
8.80	3399704789	1695.46
9.29	671363917	1957.19
9.42	1593241598	1624.82
10.16	1233678130	1895.10

(33) PCB 1260 #2 (L7c)

R.T.	Response	Conc
7.67	4988861039	1057.71
7.86	5906620596	1071.33
8.85	9900773986	1331.61
9.30	7351612803	1180.70
10.21	2407534919	1415.67

Manual Integration:

After

Poor integration.

06/17/21

(+) = Expected Retention Time

1st DM 06/21/21
2nd BA 06/21/21

Quantitation Report (Qedit)

Data Path : I:\ACQUDATA\6890G\Data\061621\
Data File : Bk8385.D
Signal(s) : Signal #1: ECD1A.CH Signal #2: ECD2B.CH
Acq On : 16 Jun 2021 5:09 pm
Operator : B.Allgeier
Sample : 1660 MH
Misc : 8082
ALS Vial : 6 Sample Multiplier: 1

Integration File signal 1: AUTOINT1.E
Integration File signal 2: AUTOINT2.E
Quant Time: Jun 17 09:12:49 2021
Quant Method : I:\ACQUDATA\6890G\Methods\G-PCB061621.M
Quant Title : 608/8082 PCB'S
QLast Update : Thu Jun 17 09:12:00 2021
Response via : Initial Calibration
Integrator: ChemStation 6890 Scale Mode: Large solvent peaks clipped

Volume Inj. : 2uL
Signal #1 Phase : DB-1701 Signal #2 Phase: DB-17
Signal #1 Info : 0.32mm 30m Signal #2 Info : 0.32mm 30m

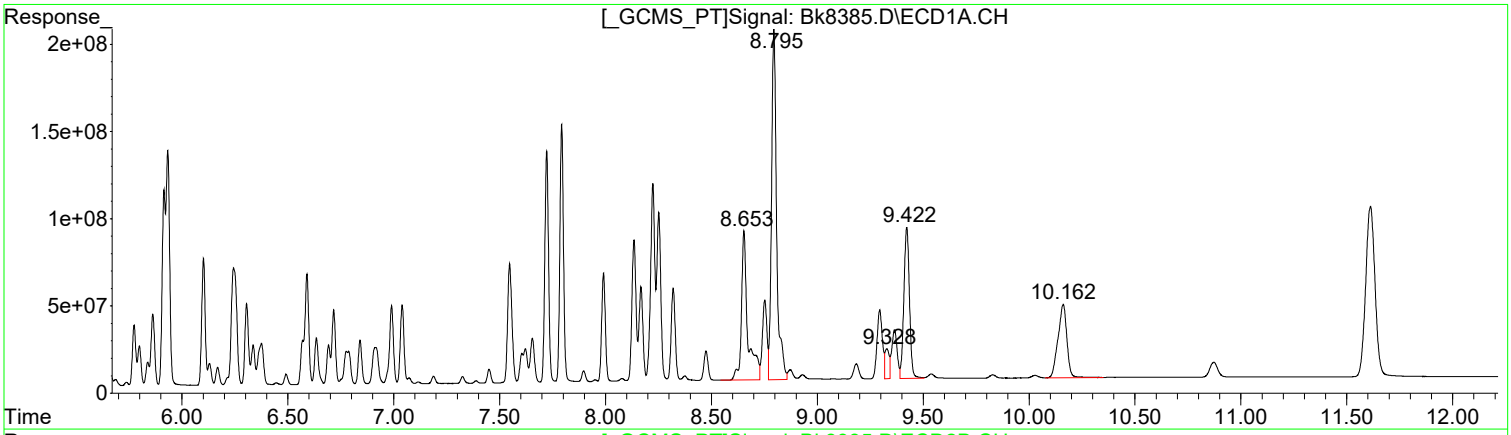

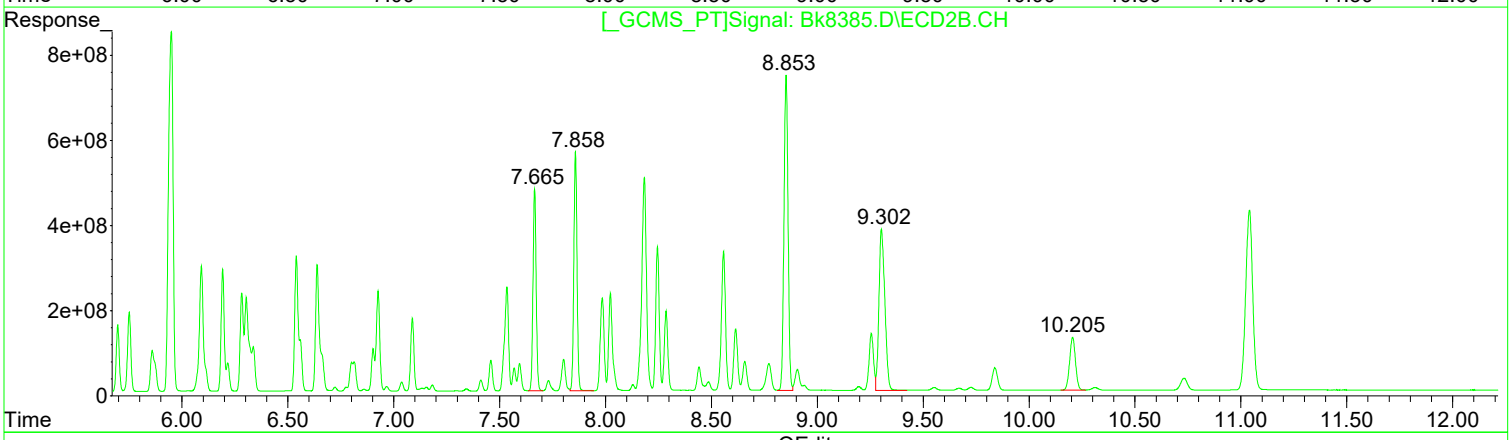

QEdit

(33) PCB 1260 (L7c)

R.T.	Response	Conc
8.65	1772333803	2292.87
8.80	3399704789	1695.46
9.33	233304577	680.14
9.42	1593241598	1624.82
10.16	1233678130	1895.10

(33) PCB 1260 #2 (L7c)

R.T.	Response	Conc
7.67	4988861039	1057.71
7.86	5906620596	1071.33
8.85	9900773986	1331.61
9.30	7351612803	1180.70
10.21	2407534919	1415.67

Manual Integration:

Before

06/17/21

(+) = Expected Retention Time

1st DM 06/21/21
2nd BA 06/21/21

Quantitation Report (QT Reviewed)

Data Path : I:\ACQUDATA\6890G\Data\061621\
Data File : Bk8385.D
Signal(s) : Signal #1: ECD1A.CH Signal #2: ECD2B.CH
Acq On : 16 Jun 2021 5:09 pm
Operator : B.Allgeier
Sample : 1660 MH
Misc : 8082
ALS Vial : 6 Sample Multiplier: 1

Integration File signal 1: AUTOINT1.E
Integration File signal 2: AUTOINT2.E
Quant Time: Jun 17 09:12:49 2021
Quant Method : I:\ACQUDATA\6890G\Methods\G-PCB061621.M
Quant Title : 608/8082 PCB'S
QLast Update : Thu Jun 17 09:12:00 2021
Response via : Initial Calibration
Integrator: ChemStation 6890 Scale Mode: Large solvent peaks clipped

Volume Inj. : 2uL
Signal #1 Phase : DB-1701 Signal #2 Phase: DB-17
Signal #1 Info : 0.32mm 30m Signal #2 Info : 0.32mm 30m

Compound	RT#1	RT#2	Resp#1	Resp#2	ug/l	ug/l
System Monitoring Compounds						
1) S SURR1, TCMX	4.316	4.455	4260.4E6	22759.9E6	146.169	122.603
Spiked Amount 100.000 Range 30 - 150 Recovery = 146.17% 122.60%						
2) S SURR2,Dec...	11.613	11.041	3014.3E6	9844.9E6	171.421m	114.208 #
Spiked Amount 100.000 Range 30 - 150 Recovery = 171.42%# 114.21%						
Target Compounds						
3) L1c PCB 1016	5.084	5.072	588.0E6	2554.7E6	1214.931	976.397
4) L1c PCB 1016{2}	5.544	5.493	1308.4E6	5281.5E6	1167.218	918.384
5) L1c PCB 1016{3}	6.101	5.751	826.0E6	2044.0E6	1236.979m	962.570
6) L1c PCB 1016{4}	6.305	6.192	557.2E6	2958.3E6	1228.177	1051.787
7) L1c PCB 1016{5}	6.590	6.540	775.3E6	3434.0E6	1040.982m	760.307m#
Sum PCB 1016			4054.9E6	16272.4E6	5888.287	4669.443
Average PCB 1016					1177.657	933.889
Sum PCB 1221			0	0	N.D.	N.D.
Average PCB 1221					0.000	0.000
Sum PCB 1232			0	0	N.D.	N.D.
Average PCB 1232					0.000	0.000
Sum PCB 1242			0	0	N.D.	N.D.
Average PCB 1242					0.000	0.000
Sum PCB 1248			0	0	N.D.	N.D.
Average PCB 1248					0.000	0.000
Sum PCB 1254			0	0	N.D.	N.D.
Average PCB 1254					0.000	0.000
33) L7c PCB 1260	8.653	7.665	1292.5E6	4988.9E6	1672.155m	1057.712 #
34) L7c PCB 1260{2}	8.795	7.858	3399.7E6	5906.6E6	1695.461	1071.331 #
35) L7c PCB 1260{3}	9.294	8.853	671.4E6	9900.8E6	1957.195m	1331.612 #
36) L7C PCB 1260{4}	9.422	9.303	1593.2E6	7351.6E6	1624.822	1180.703 #
37) L7C PCB 1260{5}	10.161	10.206	1233.7E6	2407.5E6	1895.102	1415.668 #
Sum PCB 1260			8190.5E6	30555.4E6	8844.735	6057.026
Average PCB 1260					1768.947	1211.405
Sum PCB 1268			0	0	N.D.	N.D.
Average PCB 1268					0.000	0.000
Sum PCB 1262			0	0	N.D.	N.D.
Average PCB 1262					0.000	0.000

(f)=RT Delta > 1/2 Window (#)=Amounts differ by > 25% (m)=manual int.

1st DM 06/21/21
2nd BA 06/21/21

Quantitation Report (QT Reviewed)

Data Path : I:\ACQUDATA\6890G\Data\061621\
Data File : Bk8385.D
Signal(s) : Signal #1: ECD1A.CH Signal #2: ECD2B.CH
Acq On : 16 Jun 2021 5:09 pm
Operator : B.Allgeier
Sample : 1660 MH
Misc : 8082
ALS Vial : 6 Sample Multiplier: 1

Integration File signal 1: AUTOINT1.E
Integration File signal 2: AUTOINT2.E
Quant Time: Jun 17 09:12:49 2021
Quant Method : I:\ACQUDATA\6890G\Methods\G-PCB061621.M
Quant Title : 608/8082 PCB'S
QLast Update : Thu Jun 17 09:12:00 2021
Response via : Initial Calibration
Integrator: ChemStation 6890 Scale Mode: Large solvent peaks clipped

Volume Inj. : 2uL
Signal #1 Phase : DB-1701 Signal #2 Phase: DB-17
Signal #1 Info : 0.32mm 30m Signal #2 Info : 0.32mm 30m

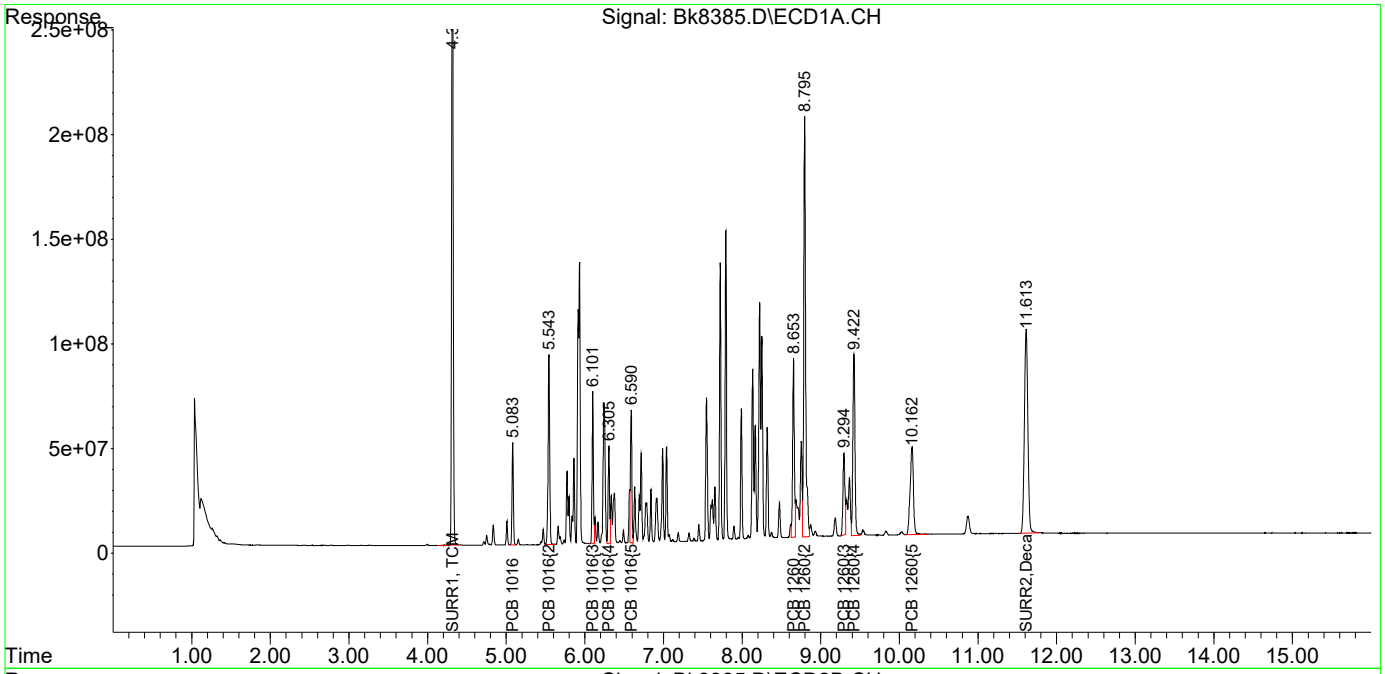

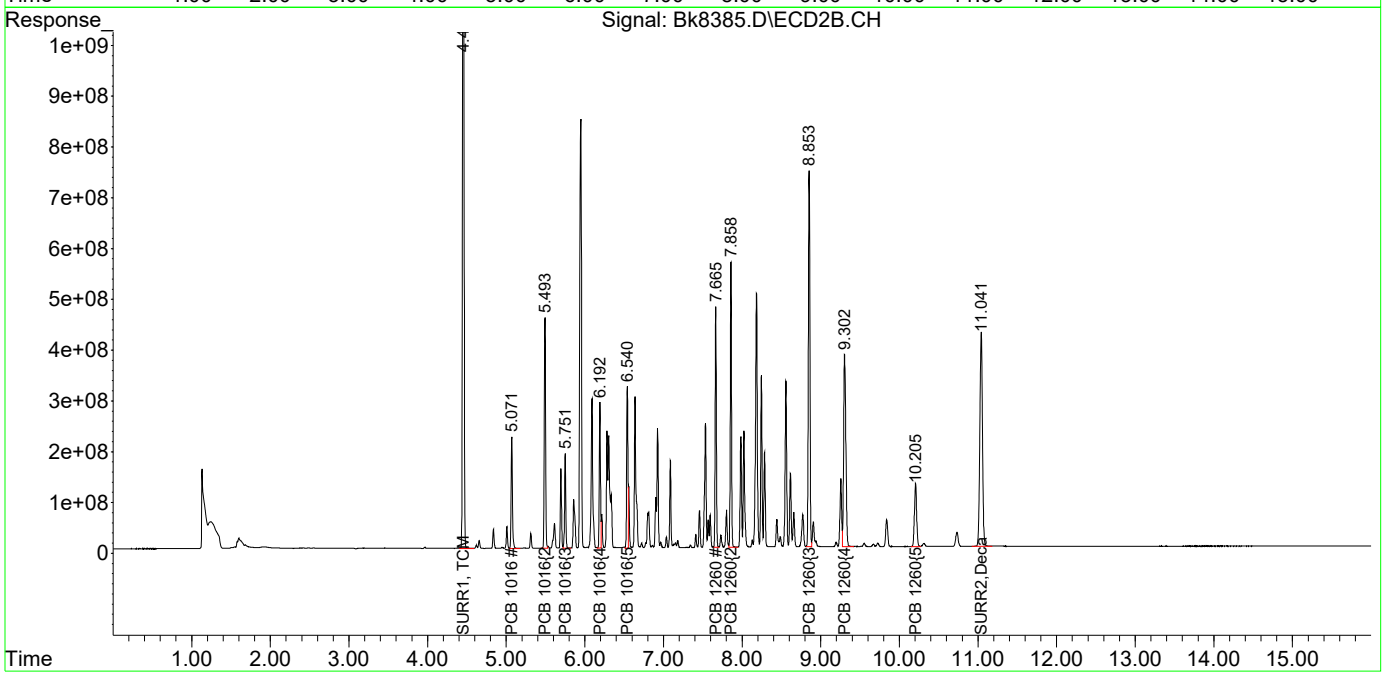

1st DM 06/21/21
2nd BA 06/21/21

Quantitation Report (Qedit)

Data Path : I:\ACQUDATA\6890G\Data\061621\
Data File : Bk8386.D
Signal(s) : Signal #1: ECD1A.CH Signal #2: ECD2B.CH
Acq On : 16 Jun 2021 5:30 pm
Operator : B.Allgeier
Sample : 1660 H
Misc : 8082
ALS Vial : 7 Sample Multiplier: 1

Integration File signal 1: AUTOINT1.E
Integration File signal 2: AUTOINT2.E
Quant Time: Jun 17 09:12:55 2021
Quant Method : I:\ACQUDATA\6890G\Methods\G-PCB061621.M
Quant Title : 608/8082 PCB'S
QLast Update : Thu Jun 17 09:12:00 2021
Response via : Initial Calibration
Integrator: ChemStation 6890 Scale Mode: Large solvent peaks clipped

Volume Inj. : 2uL
Signal #1 Phase : DB-1701 Signal #2 Phase: DB-17
Signal #1 Info : 0.32mm 30m Signal #2 Info : 0.32mm 30m

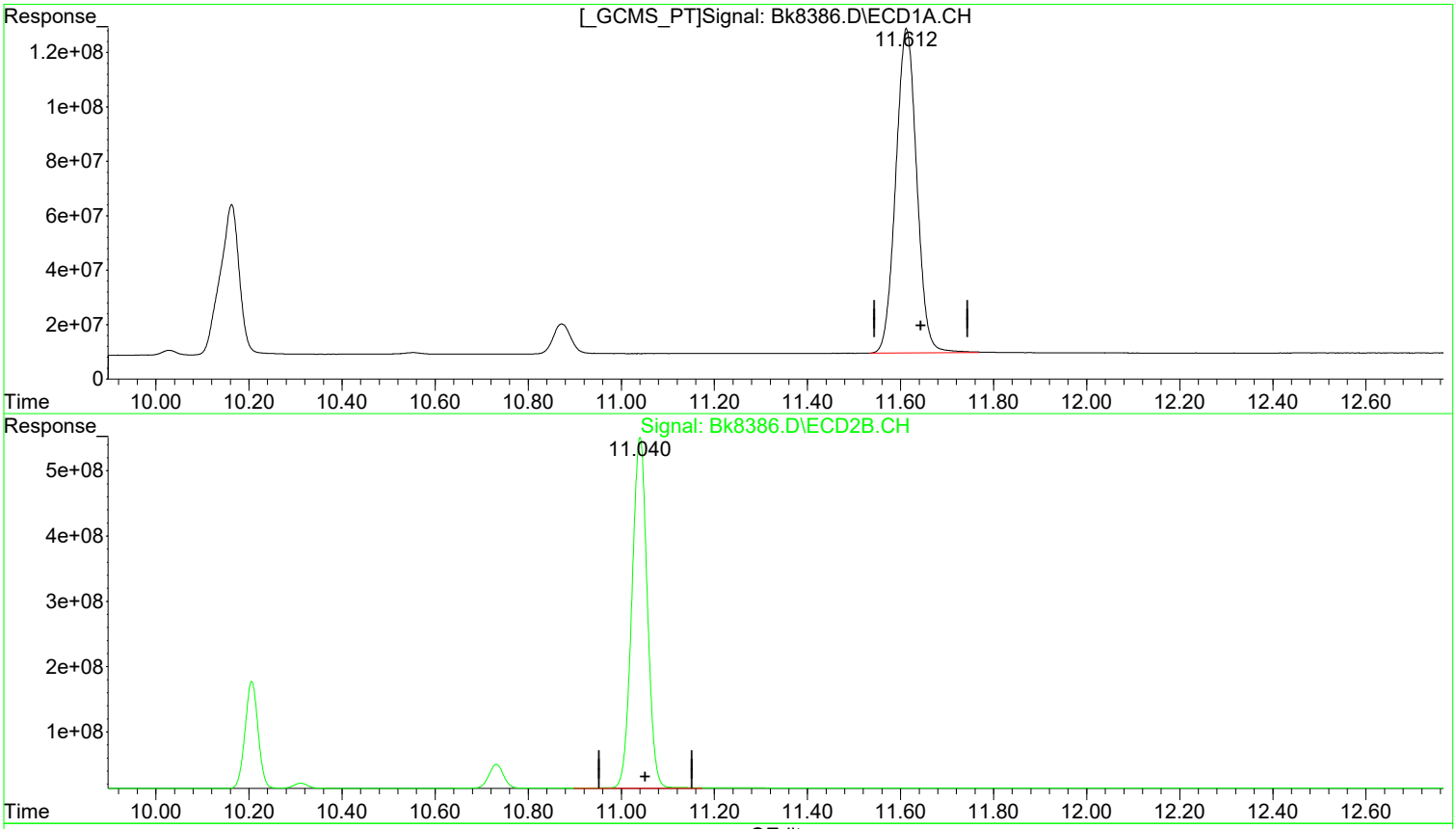

QEdit

(2) SURR2,Decachlorobiphenyl (S)
11.612min 212.131 ug/l m
response 3730139797

(2) SURR2,Decachlorobiphenyl #2 (S)
11.041min 143.170 ug/l
response 12341609437

Manual Integration:
After
Poor integration.
06/17/21

(+) = Expected Retention Time

1st DM 06/21/21
2nd BA 06/21/21

Quantitation Report (Qedit)

Data Path : I:\ACQUDATA\6890G\Data\061621\
Data File : Bk8386.D
Signal(s) : Signal #1: ECD1A.CH Signal #2: ECD2B.CH
Acq On : 16 Jun 2021 5:30 pm
Operator : B.Allgeier
Sample : 1660 H
Misc : 8082
ALS Vial : 7 Sample Multiplier: 1

Integration File signal 1: AUTOINT1.E
Integration File signal 2: AUTOINT2.E
Quant Time: Jun 17 09:12:55 2021
Quant Method : I:\ACQUDATA\6890G\Methods\G-PCB061621.M
Quant Title : 608/8082 PCB'S
QLast Update : Thu Jun 17 09:12:00 2021
Response via : Initial Calibration
Integrator: ChemStation 6890 Scale Mode: Large solvent peaks clipped

Volume Inj. : 2uL
Signal #1 Phase : DB-1701 Signal #2 Phase: DB-17
Signal #1 Info : 0.32mm 30m Signal #2 Info : 0.32mm 30m

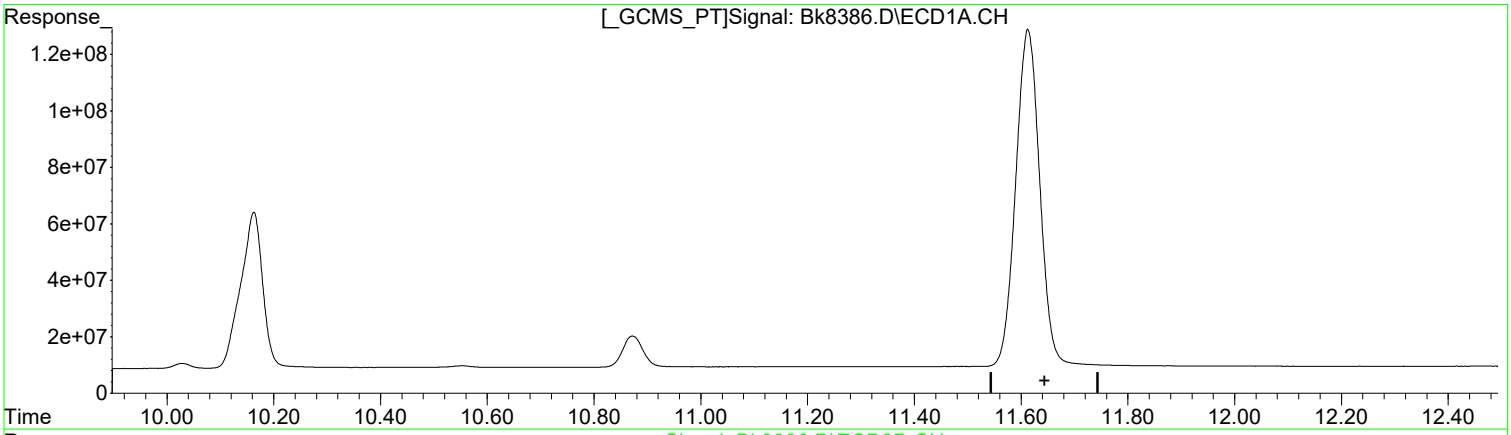

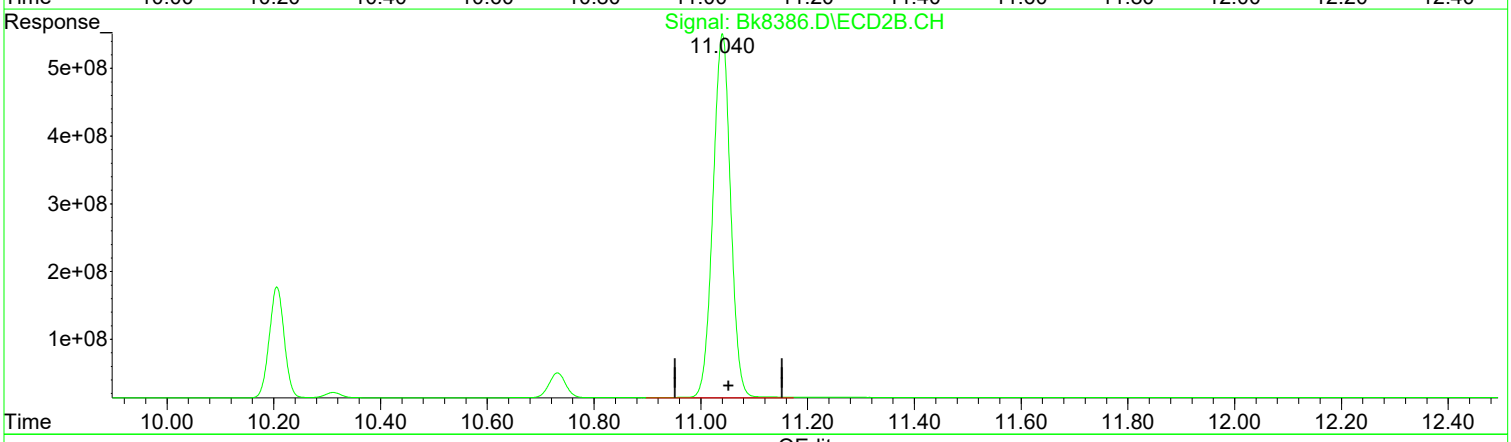

(2) SURR2,Decachlorobiphenyl (S)
0.000min 0.000 ug/l
response 0

(2) SURR2,Decachlorobiphenyl #2 (S)
11.041min 143.170 ug/l
response 12341609437

Manual Integration:
Before

06/17/21

(+) = Expected Retention Time

1st DM 06/21/21
2nd BA 06/21/21

Quantitation Report (Qedit)

Data Path : I:\ACQUDATA\6890G\Data\061621\
Data File : Bk8386.D
Signal(s) : Signal #1: ECD1A.CH Signal #2: ECD2B.CH
Acq On : 16 Jun 2021 5:30 pm
Operator : B.Allgeier
Sample : 1660 H
Misc : 8082
ALS Vial : 7 Sample Multiplier: 1

Integration File signal 1: AUTOINT1.E
Integration File signal 2: AUTOINT2.E
Quant Time: Jun 17 09:12:55 2021
Quant Method : I:\ACQUDATA\6890G\Methods\G-PCB061621.M
Quant Title : 608/8082 PCB'S
QLast Update : Thu Jun 17 09:12:00 2021
Response via : Initial Calibration
Integrator: ChemStation 6890 Scale Mode: Large solvent peaks clipped

Volume Inj. : 2uL
Signal #1 Phase : DB-1701 Signal #2 Phase: DB-17
Signal #1 Info : 0.32mm 30m Signal #2 Info : 0.32mm 30m

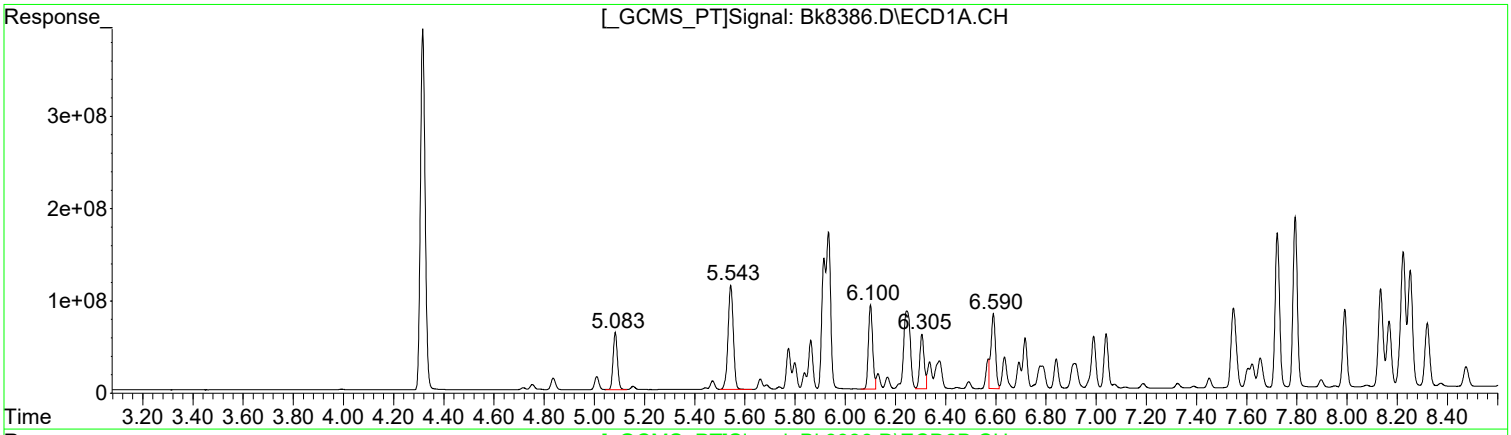

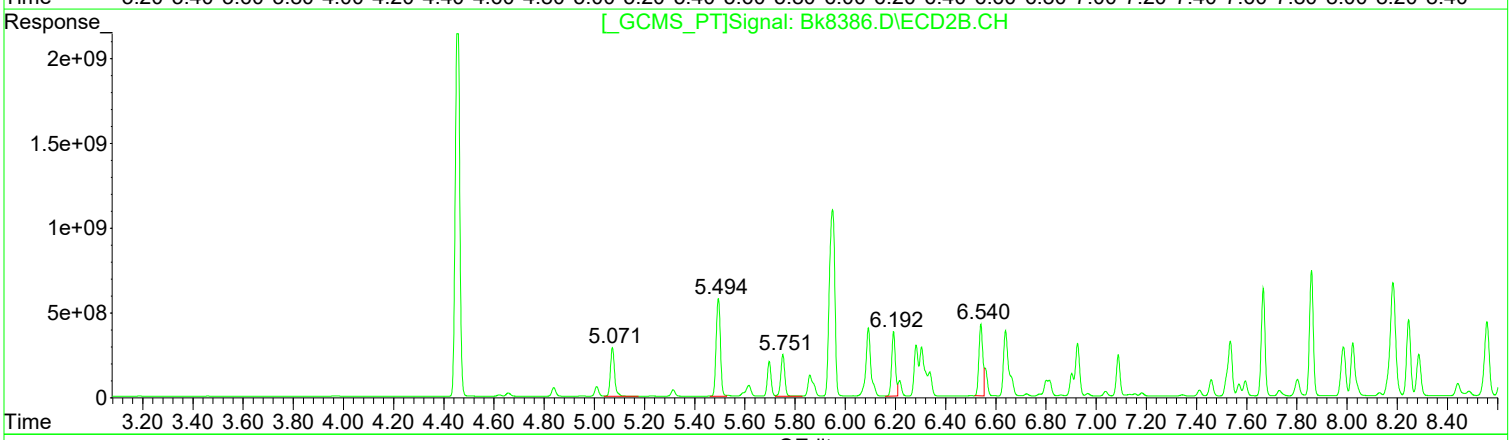

(3) PCB 1016 (L1c)

R.T.	Response	Conc
5.08	744671863	1538.52
5.54	1650168036	1472.12
6.10	1066572811	1597.26
6.31	713336712	1572.35
6.59	1040597326	1397.21

(3) PCB 1016 #2 (L1c)

R.T.	Response	Conc
5.07	3314940599	1266.97
5.49	6768888478	1177.01
5.75	2688282448	1266.00
6.19	3943781875	1402.18
6.54	4446957160	984.59

Manual Integration:

After

Poor integration.

06/17/21

(+) = Expected Retention Time

1st DM 06/21/21
2nd BA 06/21/21

Quantitation Report (Qedit)

Data Path : I:\ACQUDATA\6890G\Data\061621\
Data File : Bk8386.D
Signal(s) : Signal #1: ECD1A.CH Signal #2: ECD2B.CH
Acq On : 16 Jun 2021 5:30 pm
Operator : B.Allgeier
Sample : 1660 H
Misc : 8082
ALS Vial : 7 Sample Multiplier: 1

Integration File signal 1: AUTOINT1.E
Integration File signal 2: AUTOINT2.E
Quant Time: Jun 17 09:12:55 2021
Quant Method : I:\ACQUDATA\6890G\Methods\G-PCB061621.M
Quant Title : 608/8082 PCB'S
QLast Update : Thu Jun 17 09:12:00 2021
Response via : Initial Calibration
Integrator: ChemStation 6890 Scale Mode: Large solvent peaks clipped

Volume Inj. : 2uL
Signal #1 Phase : DB-1701 Signal #2 Phase: DB-17
Signal #1 Info : 0.32mm 30m Signal #2 Info : 0.32mm 30m

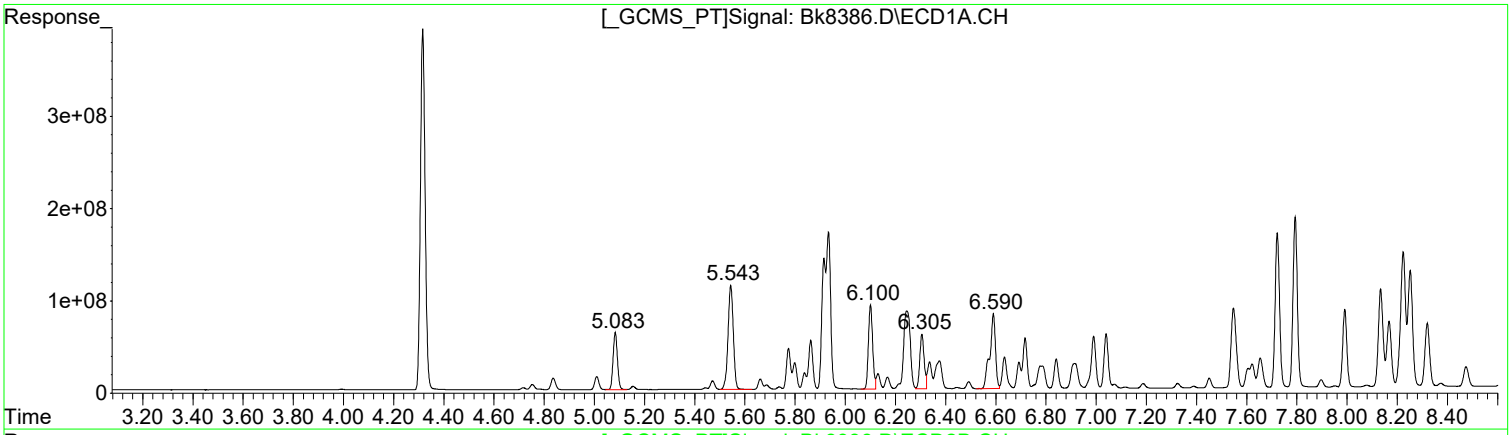

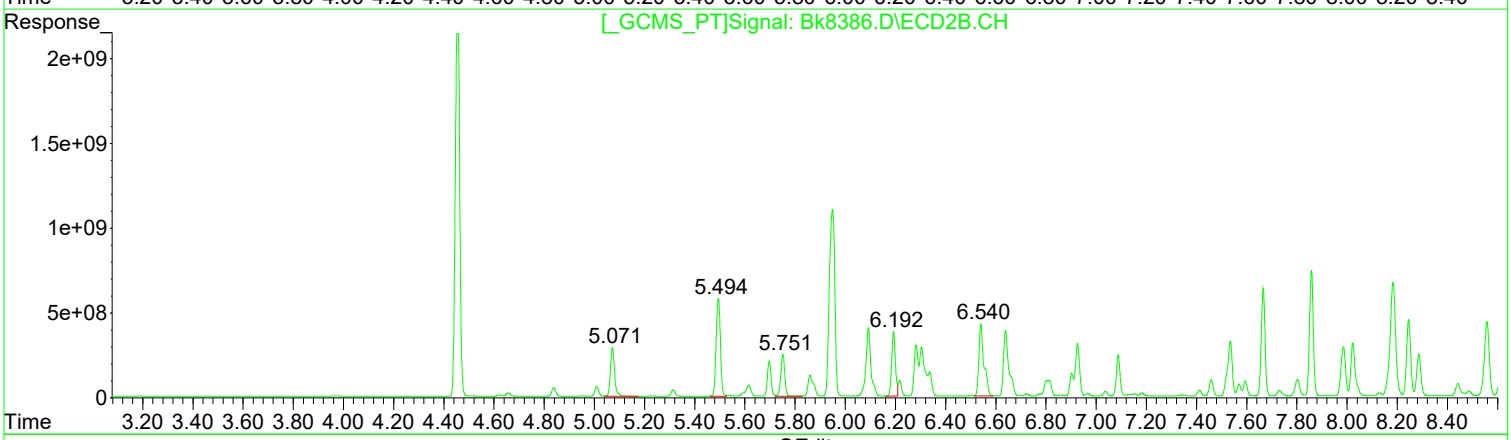

QEdit

(3) PCB 1016 (L1c)

R.T.	Response	Conc
5.08	744671863	1538.52
5.54	1650168036	1472.12
6.10	1066572811	1597.26
6.31	713336712	1572.35
6.59	1293474058	1736.75

(3) PCB 1016 #2 (L1c)

R.T.	Response	Conc
5.07	3314940599	1266.97
5.49	6768888478	1177.01
5.75	2688282448	1266.00
6.19	3943781875	1402.18
6.54	5973028113	1322.47

Manual Integration:

Before

06/17/21

(+) = Expected Retention Time

1st DM 06/21/21
2nd BA 06/21/21

Quantitation Report (Qedit)

Data Path : I:\ACQUDATA\6890G\Data\061621\
Data File : Bk8386.D
Signal(s) : Signal #1: ECD1A.CH Signal #2: ECD2B.CH
Acq On : 16 Jun 2021 5:30 pm
Operator : B.Allgeier
Sample : 1660 H
Misc : 8082
ALS Vial : 7 Sample Multiplier: 1

Integration File signal 1: AUTOINT1.E
Integration File signal 2: AUTOINT2.E
Quant Time: Jun 17 09:12:55 2021
Quant Method : I:\ACQUDATA\6890G\Methods\G-PCB061621.M
Quant Title : 608/8082 PCB'S
QLast Update : Thu Jun 17 09:12:00 2021
Response via : Initial Calibration
Integrator: ChemStation 6890 Scale Mode: Large solvent peaks clipped

Volume Inj. : 2uL
Signal #1 Phase : DB-1701 Signal #2 Phase: DB-17
Signal #1 Info : 0.32mm 30m Signal #2 Info : 0.32mm 30m

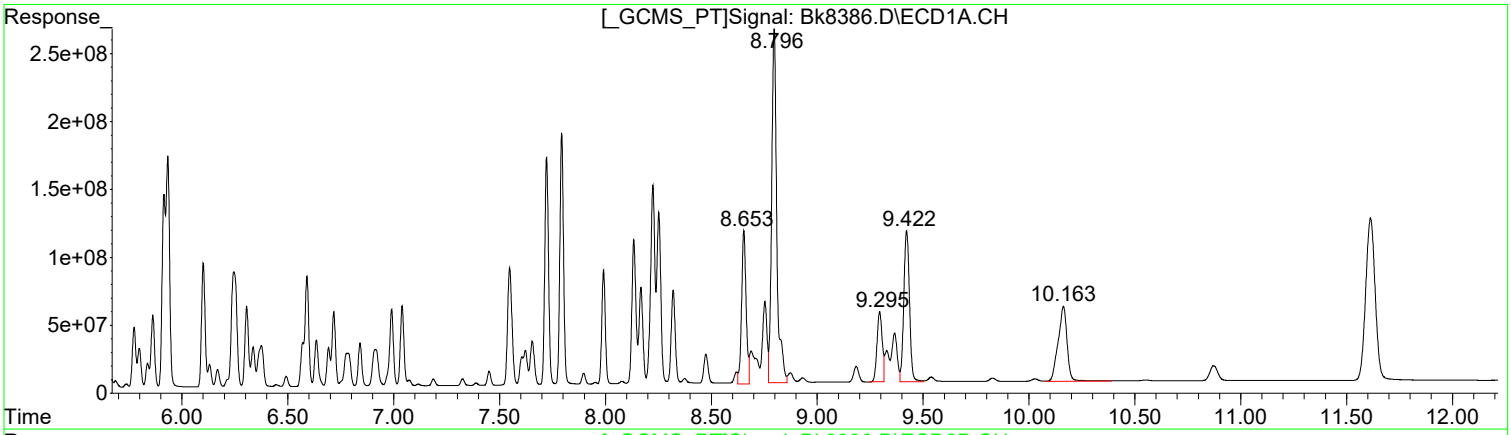

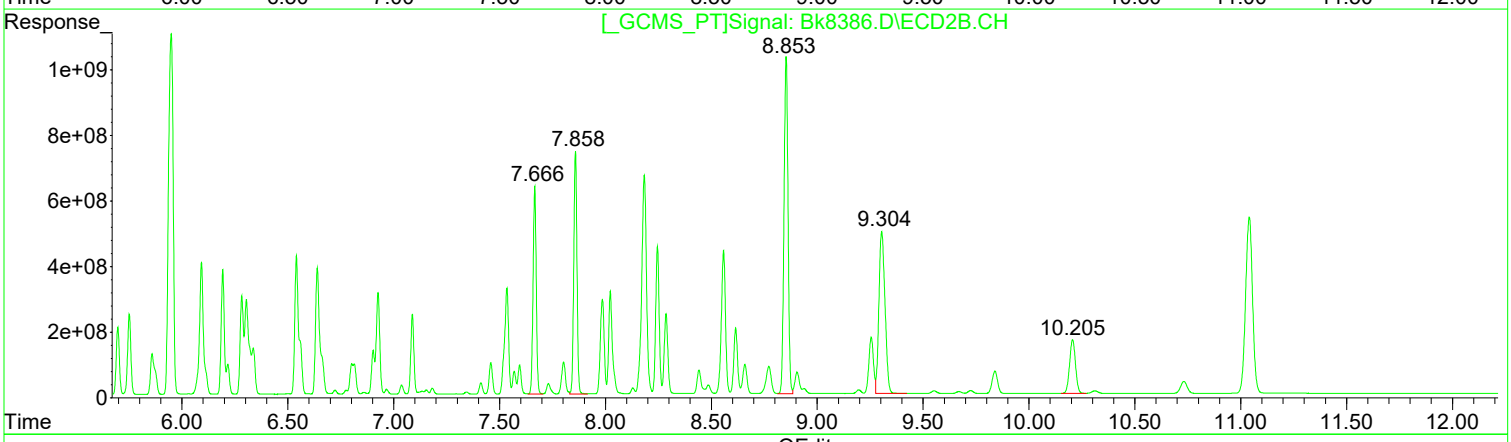

QEdit

(33) PCB 1260 (L7c)

R.T.	Response	Conc
8.65	1694323291	2191.95
8.80	4422522769	2205.55
9.29	875215583	2551.47
9.42	2074896776	2116.02
10.16	1625785602	2497.43

(33) PCB 1260 #2 (L7c)

R.T.	Response	Conc
7.67	6630994430	1405.87
7.86	7864565894	1426.46
8.85	13440262270	1807.66
9.30	9883348457	1587.31
10.21	3190589664	1876.12

Manual Integration:

After

Poor integration.

06/17/21

(+) = Expected Retention Time

1st DM 06/21/21
2nd BA 06/21/21

Quantitation Report (Qedit)

Data Path : I:\ACQUDATA\6890G\Data\061621\
Data File : Bk8386.D
Signal(s) : Signal #1: ECD1A.CH Signal #2: ECD2B.CH
Acq On : 16 Jun 2021 5:30 pm
Operator : B.Allgeier
Sample : 1660 H
Misc : 8082
ALS Vial : 7 Sample Multiplier: 1

Integration File signal 1: AUTOINT1.E
Integration File signal 2: AUTOINT2.E
Quant Time: Jun 17 09:12:55 2021
Quant Method : I:\ACQUDATA\6890G\Methods\G-PCB061621.M
Quant Title : 608/8082 PCB'S
QLast Update : Thu Jun 17 09:12:00 2021
Response via : Initial Calibration
Integrator: ChemStation 6890 Scale Mode: Large solvent peaks clipped

Volume Inj. : 2uL
Signal #1 Phase : DB-1701 Signal #2 Phase: DB-17
Signal #1 Info : 0.32mm 30m Signal #2 Info : 0.32mm 30m

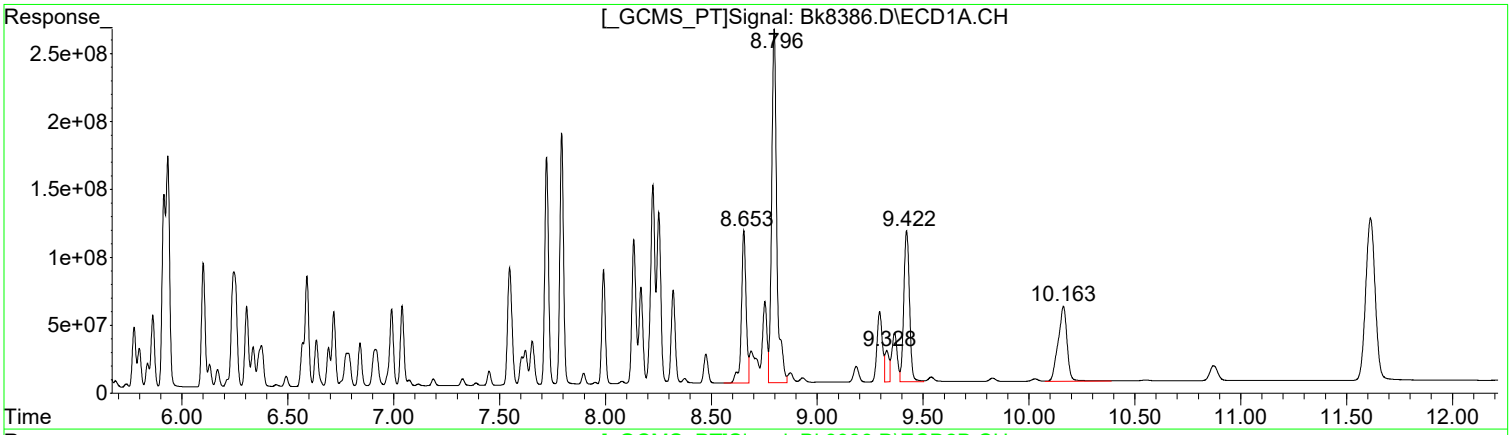

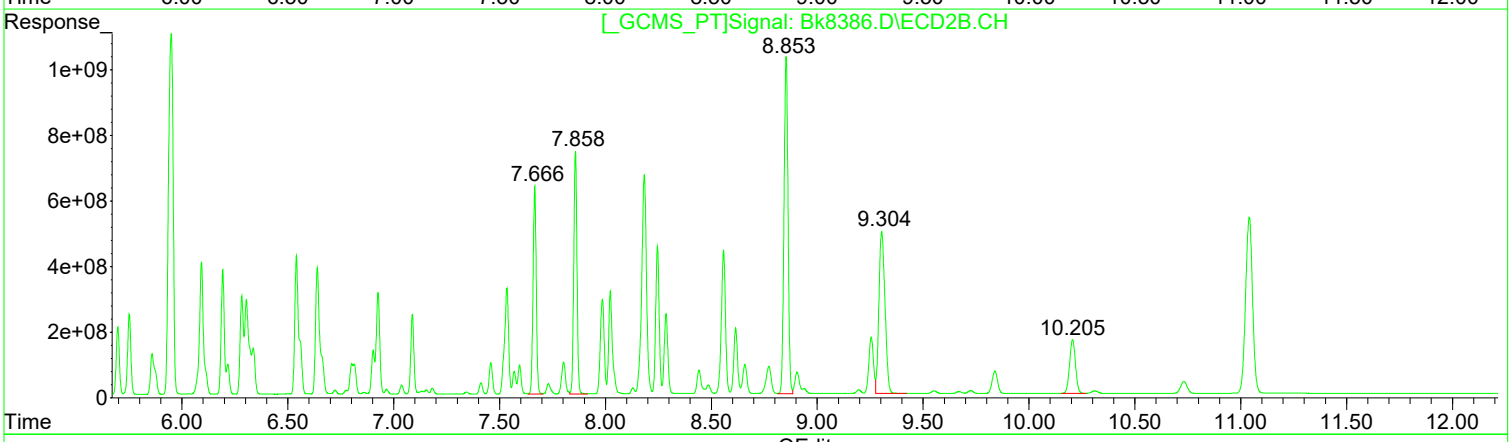

QEdit

(33) PCB 1260 (L7c)

R.T.	Response	Conc
8.65	1738002883	2248.46
8.80	4422522769	2205.55
9.33	313416239	913.69
9.42	2074896776	2116.02
10.16	1625785602	2497.43

(33) PCB 1260 #2 (L7c)

R.T.	Response	Conc
7.67	6630994430	1405.87
7.86	7864565894	1426.46
8.85	13440262270	1807.66
9.30	9883348457	1587.31
10.21	3190589664	1876.12

Manual Integration:

Before

06/17/21

(+) = Expected Retention Time

1st DM 06/21/21
2nd BA 06/21/21

Quantitation Report (QT Reviewed)

Data Path : I:\ACQUDATA\6890G\Data\061621\
Data File : Bk8386.D
Signal(s) : Signal #1: ECD1A.CH Signal #2: ECD2B.CH
Acq On : 16 Jun 2021 5:30 pm
Operator : B.Allgeier
Sample : 1660 H
Misc : 8082
ALS Vial : 7 Sample Multiplier: 1

Integration File signal 1: AUTOINT1.E
Integration File signal 2: AUTOINT2.E
Quant Time: Jun 17 09:12:55 2021
Quant Method : I:\ACQUDATA\6890G\Methods\G-PCB061621.M
Quant Title : 608/8082 PCB'S
QLast Update : Thu Jun 17 09:12:00 2021
Response via : Initial Calibration
Integrator: ChemStation 6890 Scale Mode: Large solvent peaks clipped

Volume Inj. : 2uL
Signal #1 Phase : DB-1701 Signal #2 Phase: DB-17
Signal #1 Info : 0.32mm 30m Signal #2 Info : 0.32mm 30m

Compound	RT#1	RT#2	Resp#1	Resp#2	ug/l	ug/l
System Monitoring Compounds						
1) S SURR1, TCMX	4.316	4.455	5133.5E6	27545.7E6	176.124	148.384
Spiked Amount 100.000 Range 30 - 150 Recovery = 176.12%# 148.38%						
2) S SURR2,Dec...	11.612	11.041	3730.1E6	12341.6E6	212.131m	143.170 #
Spiked Amount 100.000 Range 30 - 150 Recovery = 212.13%# 143.17%						
Target Compounds						
3) L1c PCB 1016	5.083	5.072	744.7E6	3314.9E6	1538.517	1266.971
4) L1c PCB 1016{2}	5.544	5.494	1650.2E6	6768.9E6	1472.115	1177.010
5) L1c PCB 1016{3}	6.101	5.751	1066.6E6	2688.3E6	1597.264	1266.000
6) L1c PCB 1016{4}	6.306	6.193	713.3E6	3943.8E6	1572.346	1402.177
7) L1c PCB 1016{5}	6.590	6.540	1040.6E6	4447.0E6	1397.214m	984.587m#
Sum PCB 1016			5215.3E6	21162.9E6	7577.456	6096.745
Average PCB 1016					1515.491	1219.349
Sum PCB 1221			0	0	N.D.	N.D.
Average PCB 1221					0.000	0.000
Sum PCB 1232			0	0	N.D.	N.D.
Average PCB 1232					0.000	0.000
Sum PCB 1242			0	0	N.D.	N.D.
Average PCB 1242					0.000	0.000
Sum PCB 1248			0	0	N.D.	N.D.
Average PCB 1248					0.000	0.000
Sum PCB 1254			0	0	N.D.	N.D.
Average PCB 1254					0.000	0.000
33) L7c PCB 1260	8.653	7.666	1694.3E6	6631.0E6	2191.952m	1405.869 #
34) L7c PCB 1260{2}	8.797	7.858	4422.5E6	7864.6E6	2205.549	1426.459 #
35) L7c PCB 1260{3}	9.295	8.853	875.2E6	13440.3E6	2551.474m	1807.658 #
36) L7C PCB 1260{4}	9.422	9.305	2074.9E6	9883.3E6	2116.024	1587.311
37) L7C PCB 1260{5}	10.163	10.206	1625.8E6	3190.6E6	2497.433	1876.117
Sum PCB 1260			10692.7E6	41009.8E6	11562.433	8103.414
Average PCB 1260					2312.487	1620.683
Sum PCB 1268			0	0	N.D.	N.D.
Average PCB 1268					0.000	0.000
Sum PCB 1262			0	0	N.D.	N.D.
Average PCB 1262					0.000	0.000

(f)=RT Delta > 1/2 Window (#)=Amounts differ by > 25% (m)=manual int.

Quantitation Report (QT Reviewed)

Data Path : I:\ACQUDATA\6890G\Data\061621\
Data File : Bk8386.D
Signal(s) : Signal #1: ECD1A.CH Signal #2: ECD2B.CH
Acq On : 16 Jun 2021 5:30 pm
Operator : B.Allgeier
Sample : 1660 H
Misc : 8082
ALS Vial : 7 Sample Multiplier: 1

Integration File signal 1: AUTOINT1.E
Integration File signal 2: AUTOINT2.E
Quant Time: Jun 17 09:12:55 2021
Quant Method : I:\ACQUDATA\6890G\Methods\G-PCB061621.M
Quant Title : 608/8082 PCB'S
QLast Update : Thu Jun 17 09:12:00 2021
Response via : Initial Calibration
Integrator: ChemStation 6890 Scale Mode: Large solvent peaks clipped

Volume Inj. : 2uL
Signal #1 Phase : DB-1701 Signal #2 Phase: DB-17
Signal #1 Info : 0.32mm 30m Signal #2 Info : 0.32mm 30m

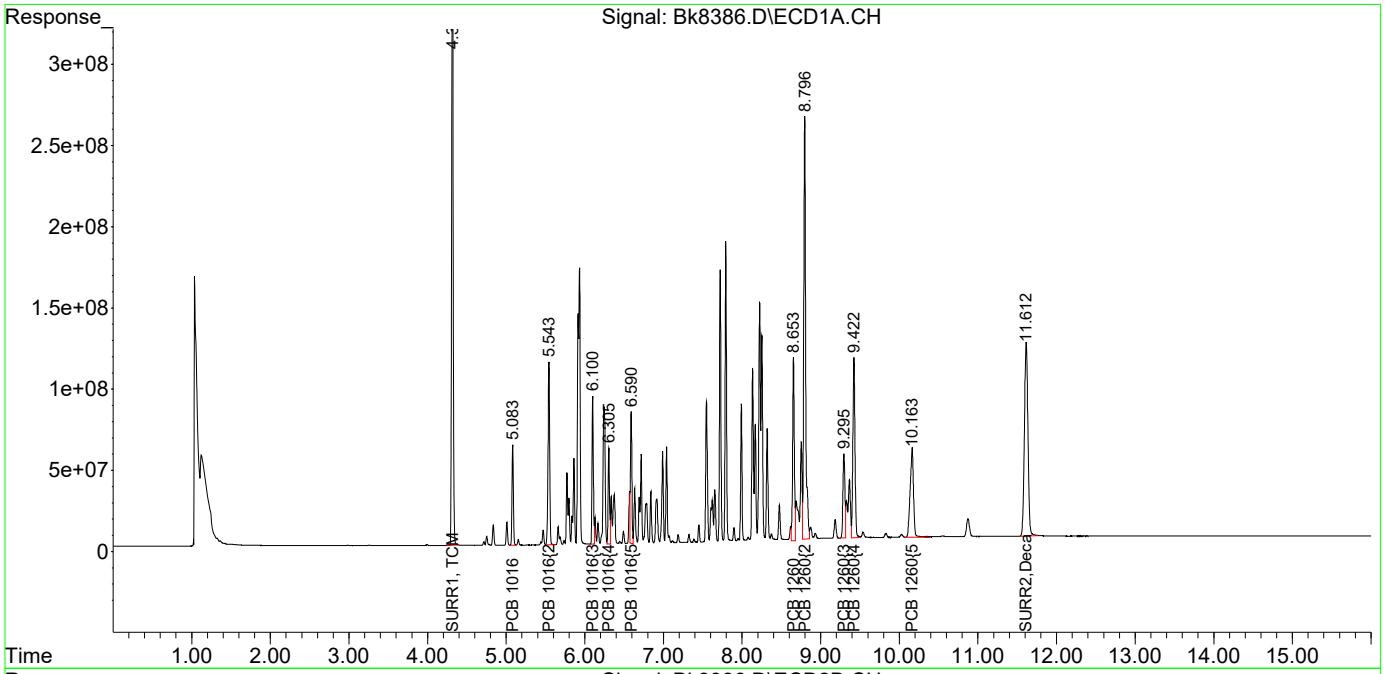

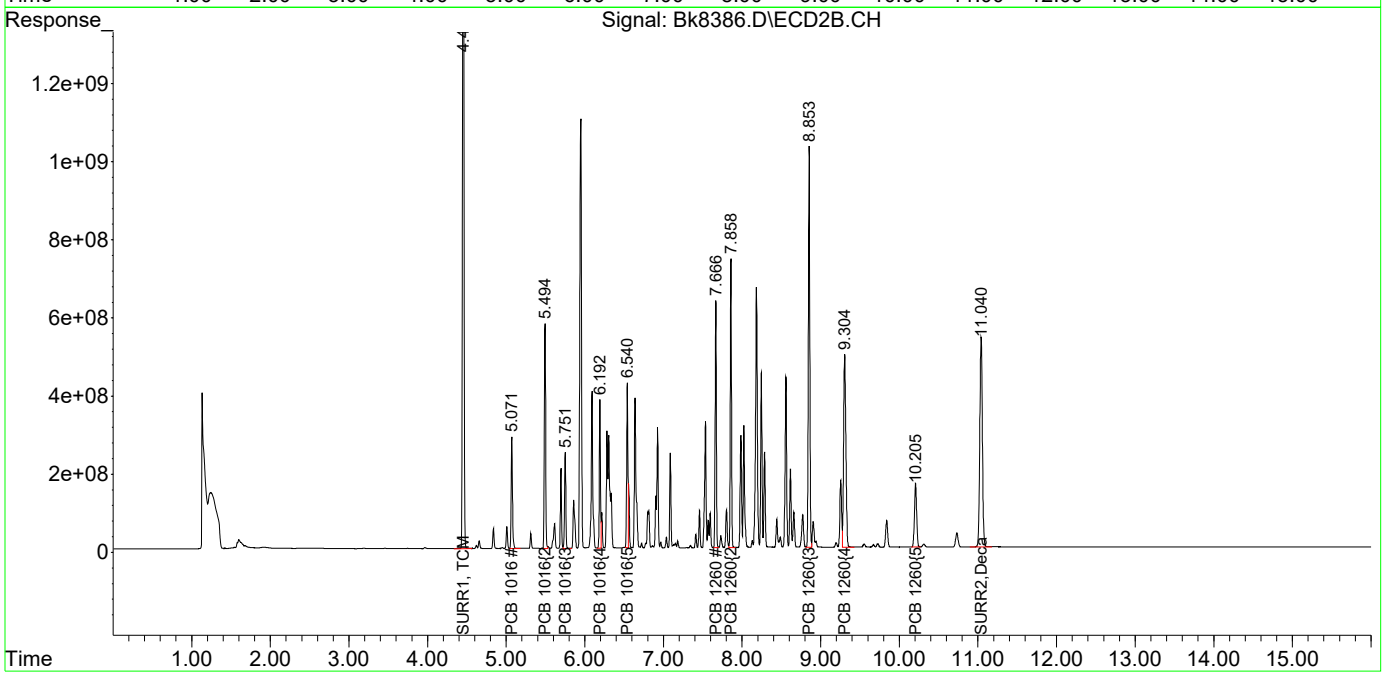

1st DM 06/21/21
2nd BA 06/21/21

Quantitation Report (Qedit)

Data Path : I:\ACQUDATA\6890G\Data\061621\
Data File : Bk8387.D
Signal(s) : Signal #1: ECD1A.CH Signal #2: ECD2B.CH
Acq On : 16 Jun 2021 5:49 pm
Operator : B.Allgeier
Sample : 1232/62 LL
Misc : 8082
ALS Vial : 8 Sample Multiplier: 1

Integration File signal 1: AUTOINT1.E
Integration File signal 2: AUTOINT2.E
Quant Time: Jun 17 10:11:13 2021
Quant Method : I:\ACQUDATA\6890G\Methods\G-PCB061621.M
Quant Title : 608/8082 PCB'S
QLast Update : Thu Jun 17 09:41:19 2021
Response via : Initial Calibration
Integrator: ChemStation 6890 Scale Mode: Large solvent peaks clipped

Volume Inj. : 2uL
Signal #1 Phase : DB-1701 Signal #2 Phase: DB-17
Signal #1 Info : 0.32mm 30m Signal #2 Info : 0.32mm 30m

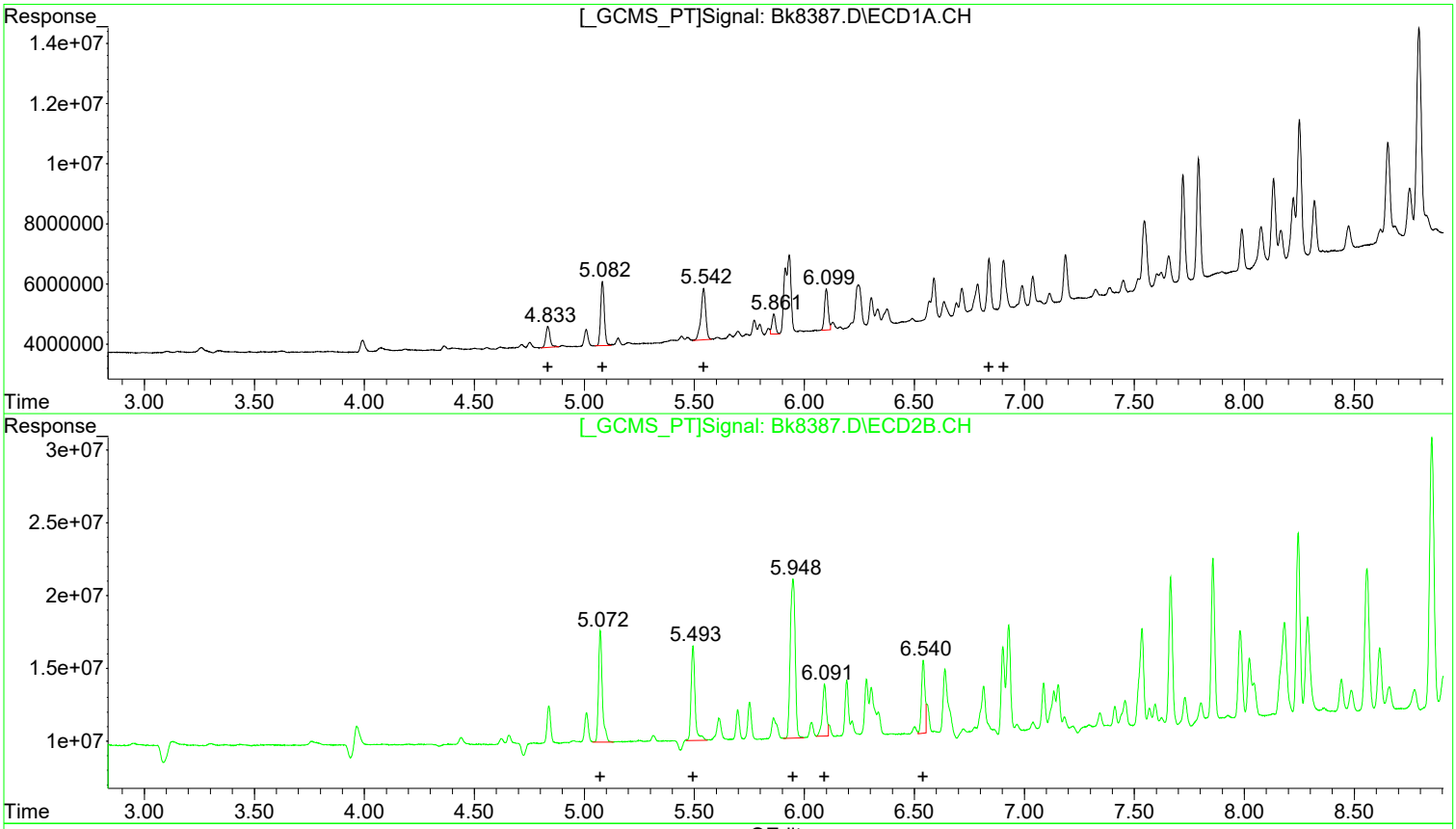

(13) PCB 1232 (L3c)

R.T.	Response	Conc
4.83	9250140	24.34
5.08	24703308	25.21
5.54	25498537	25.76
5.86	7429716	12.59
6.10	15480093	22.05

(13) PCB 1232 #2 (L3c)

R.T.	Response	Conc
5.07	91881457	23.12
5.49	80583869	25.15
5.95	169282339	24.60
6.09	44783314	20.85
6.54	56123412	23.97

Manual Integration:

After

Poor integration.

06/17/21

(+) = Expected Retention Time

1st DM 06/21/21
2nd BA 06/21/21

Quantitation Report (Qedit)

Data Path : I:\ACQUDATA\6890G\Data\061621\
Data File : Bk8387.D
Signal(s) : Signal #1: ECD1A.CH Signal #2: ECD2B.CH
Acq On : 16 Jun 2021 5:49 pm
Operator : B.Allgeier
Sample : 1232/62 LL
Misc : 8082
ALS Vial : 8 Sample Multiplier: 1

Integration File signal 1: AUTOINT1.E
Integration File signal 2: AUTOINT2.E
Quant Time: Jun 17 09:49:28 2021
Quant Method : I:\ACQUDATA\6890G\Methods\G-PCB061621.M
Quant Title : 608/8082 PCB'S
QLast Update : Thu Jun 17 09:41:19 2021
Response via : Initial Calibration
Integrator: ChemStation 6890 Scale Mode: Large solvent peaks clipped

Volume Inj. : 2uL
Signal #1 Phase : DB-1701 Signal #2 Phase: DB-17
Signal #1 Info : 0.32mm 30m Signal #2 Info : 0.32mm 30m

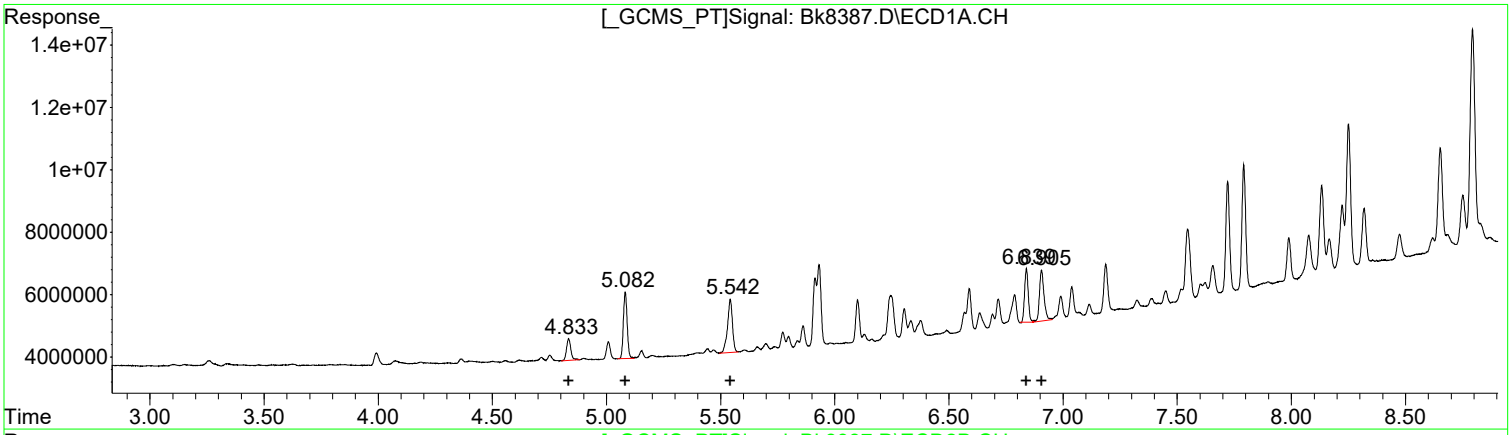

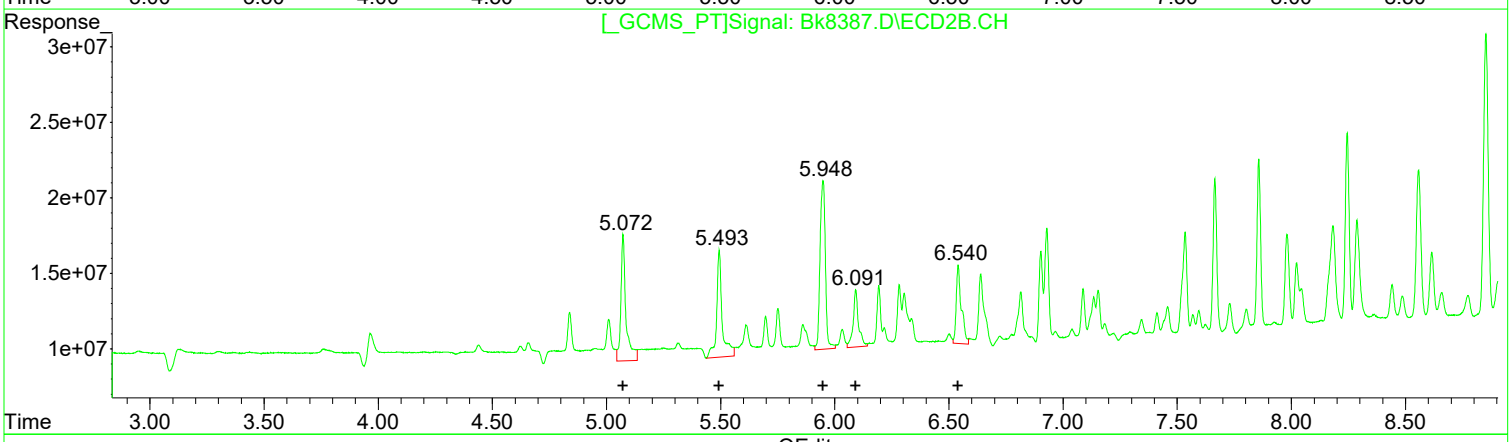

(13) PCB 1232 (L3c)

R.T.	Response	Conc
4.83	9250140	0.00
5.08	24703308	0.00
5.54	25498537	0.00
6.84	20094364	0.00
6.91	22881805	0.00

(13) PCB 1232 #2 (L3c)

R.T.	Response	Conc
5.07	130435016	0.00
5.49	120134308	0.00
5.95	182303031	0.00
6.09	61746686	0.00
6.54	81413591	0.00

Manual Integration:

Before

06/17/21

(+) = Expected Retention Time

1st DM 06/21/21
2nd BA 06/21/21

Quantitation Report (Qedit)

Data Path : I:\ACQUDATA\6890G\Data\061621\
Data File : Bk8387.D
Signal(s) : Signal #1: ECD1A.CH Signal #2: ECD2B.CH
Acq On : 16 Jun 2021 5:49 pm
Operator : B.Allgeier
Sample : 1232/62 LL
Misc : 8082
ALS Vial : 8 Sample Multiplier: 1

Integration File signal 1: AUTOINT1.E
Integration File signal 2: AUTOINT2.E
Quant Time: Jun 17 09:49:28 2021
Quant Method : I:\ACQUDATA\6890G\Methods\G-PCB061621.M
Quant Title : 608/8082 PCB'S
QLast Update : Thu Jun 17 09:41:19 2021
Response via : Initial Calibration
Integrator: ChemStation 6890 Scale Mode: Large solvent peaks clipped

Volume Inj. : 2uL
Signal #1 Phase : DB-1701 Signal #2 Phase: DB-17
Signal #1 Info : 0.32mm 30m Signal #2 Info : 0.32mm 30m

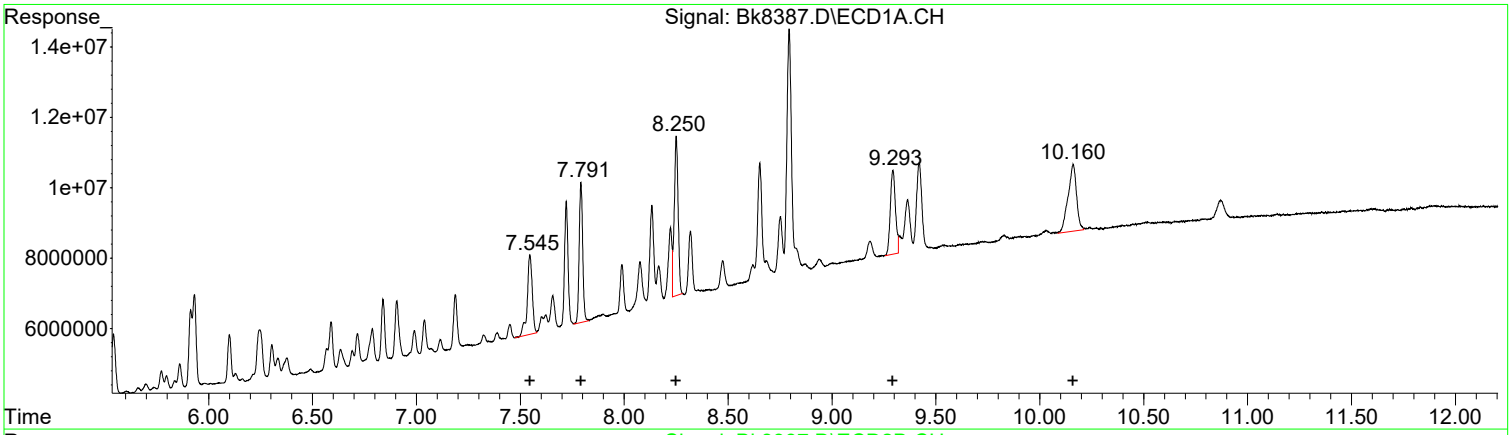

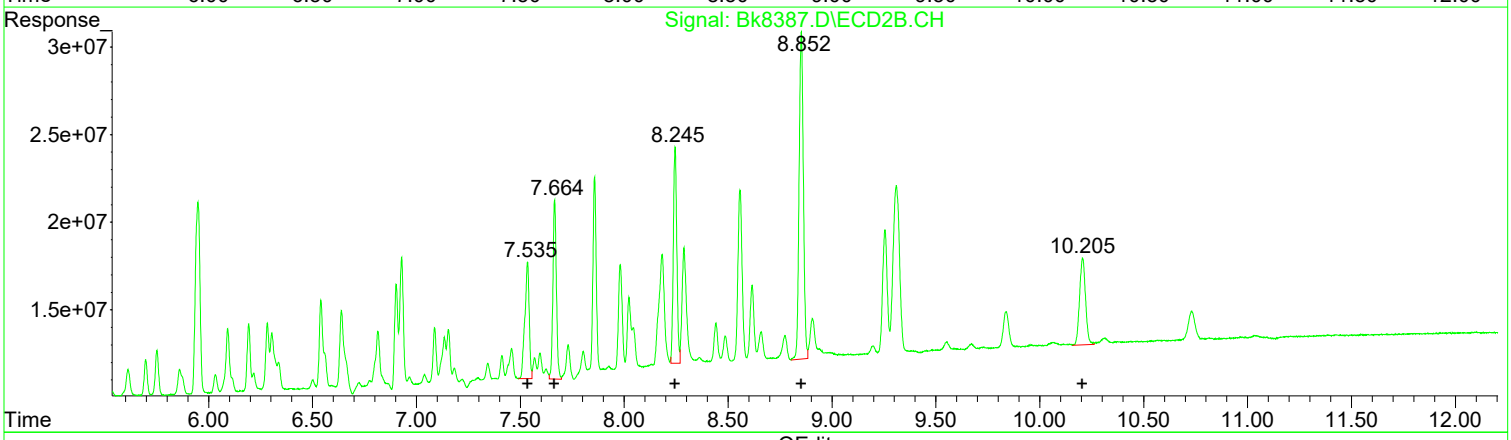

(43) PCB 1262 (L9C)

R.T.	Response	Conc
7.55	37924592	0.00
7.79	46499444	0.00
8.25	61780730	0.00
9.29	41531351	0.00
10.16	53929296	0.00

(43) PCB 1262 #2 (L9C)

R.T.	Response	Conc
7.53	96503525	0.00
7.66	119107572	0.00
8.24	145533622	0.00
8.85	268482729	0.00
10.21	99222802	0.00

Manual Integration:

After

Poor integration.

06/17/21

(+) = Expected Retention Time

1st DM 06/21/21
2nd BA 06/21/21

Quantitation Report (Qedit)

Data Path : I:\ACQUDATA\6890G\Data\061621\
Data File : Bk8387.D
Signal(s) : Signal #1: ECD1A.CH Signal #2: ECD2B.CH
Acq On : 16 Jun 2021 5:49 pm
Operator : B.Allgeier
Sample : 1232/62 LL
Misc : 8082
ALS Vial : 8 Sample Multiplier: 1

Integration File signal 1: AUTOINT1.E
Integration File signal 2: AUTOINT2.E
Quant Time: Jun 17 09:49:28 2021
Quant Method : I:\ACQUDATA\6890G\Methods\G-PCB061621.M
Quant Title : 608/8082 PCB'S
QLast Update : Thu Jun 17 09:41:19 2021
Response via : Initial Calibration
Integrator: ChemStation 6890 Scale Mode: Large solvent peaks clipped

Volume Inj. : 2uL
Signal #1 Phase : DB-1701 Signal #2 Phase: DB-17
Signal #1 Info : 0.32mm 30m Signal #2 Info : 0.32mm 30m

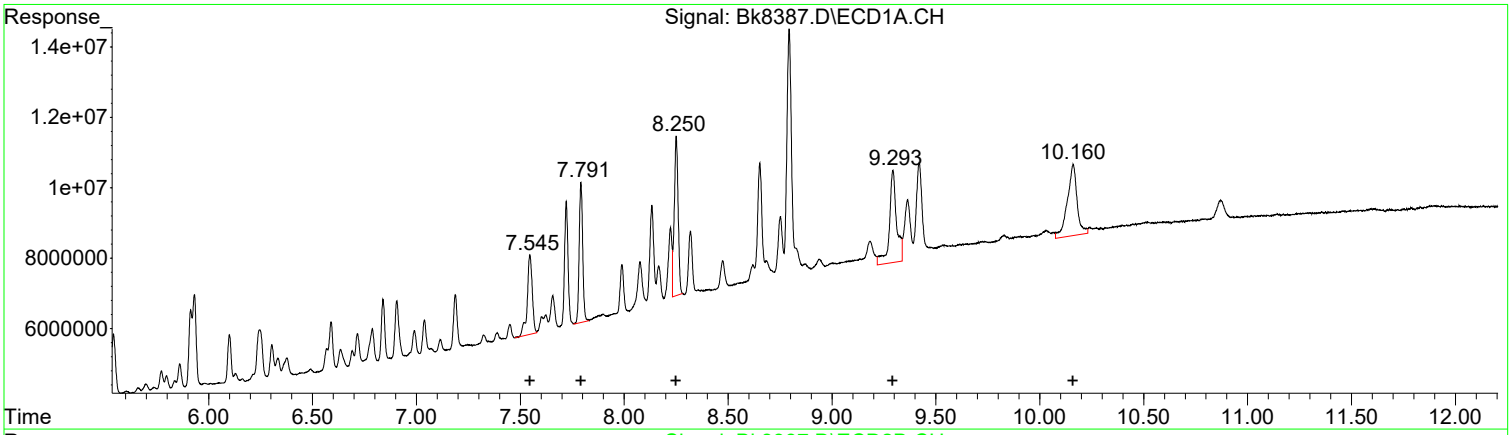

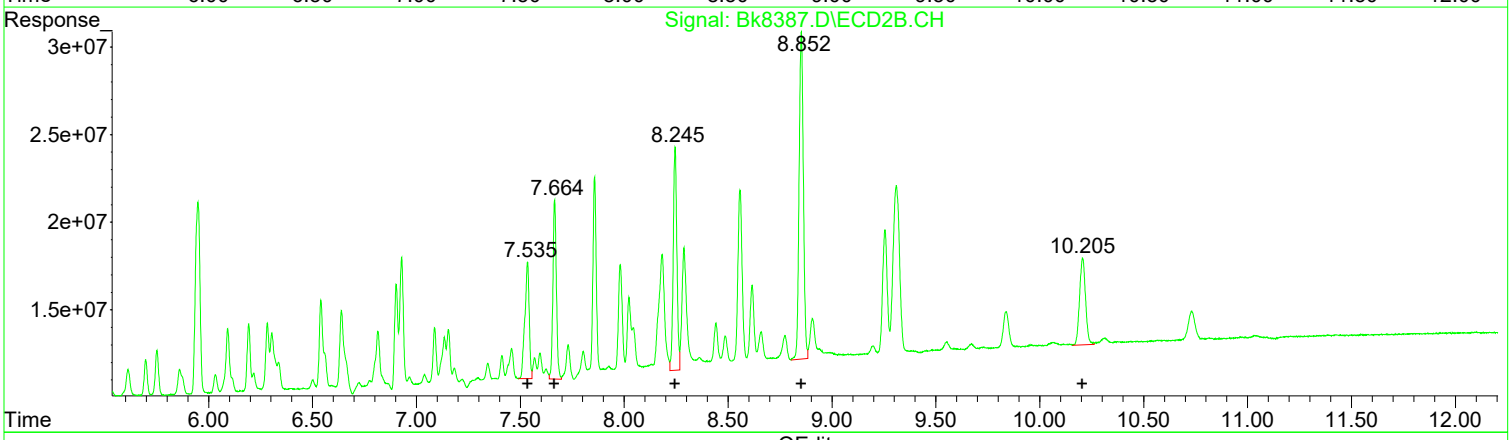

(43) PCB 1262 (L9C)

R.T.	Response	Conc
7.55	37924592	0.00
7.79	46499444	0.00
8.25	61780730	0.00
9.29	62947304	0.00
10.16	65991150	0.00

(43) PCB 1262 #2 (L9C)

R.T.	Response	Conc
7.53	96503525	0.00
7.66	119107572	0.00
8.24	156948792	0.00
8.85	268482729	0.00
10.21	99222802	0.00

Manual Integration:

Before

06/17/21

(+) = Expected Retention Time

1st DM 06/21/21
2nd BA 06/21/21

Quantitation Report (QT Reviewed)

Data Path : I:\ACQUDATA\6890G\Data\061621\
Data File : Bk8387.D
Signal(s) : Signal #1: ECD1A.CH Signal #2: ECD2B.CH
Acq On : 16 Jun 2021 5:49 pm
Operator : B.Allgeier
Sample : 1232/62 LL
Misc : 8082
ALS Vial : 8 Sample Multiplier: 1

Integration File signal 1: AUTOINT1.E
Integration File signal 2: AUTOINT2.E
Quant Time: Jun 17 10:11:13 2021
Quant Method : I:\ACQUDATA\6890G\Methods\G-PCB061621.M
Quant Title : 608/8082 PCB'S
QLast Update : Thu Jun 17 09:41:19 2021
Response via : Initial Calibration
Integrator: ChemStation 6890 Scale Mode: Large solvent peaks clipped

Volume Inj. : 2uL
Signal #1 Phase : DB-1701 Signal #2 Phase: DB-17
Signal #1 Info : 0.32mm 30m Signal #2 Info : 0.32mm 30m

Compound	RT#1	RT#2	Resp#1	Resp#2	ug/l	ug/l
System Monitoring Compounds						
Target Compounds						
Sum PCB 1016			0	0	N.D.	N.D.
Average PCB 1016					0.000	0.000
Sum PCB 1221			0	0	N.D.	N.D.
Average PCB 1221					0.000	0.000
13) L3c PCB 1232	4.834	5.072	9250140	91881457	24.337	23.117m
14) L3c PCB 1232{2}	5.082	5.493	24703308	80583869	25.207	25.147m
15) L3c PCB 1232{3}	5.542	5.948	25498537	169.3E6	25.763	24.602m
16) L3c PCB 1232{4}	5.861f	6.091	7429716	44783314	12.587m	20.846m#
17) L3c PCB 1232{5}	6.099f	6.540	15480093	56123412	22.050m	23.973m
Sum PCB 1232			82361793	442.7E6	109.943	117.685
Average PCB 1232					21.989	23.537
Sum PCB 1242			0	0	N.D.	N.D.
Average PCB 1242					0.000	0.000
Sum PCB 1248			0	0	N.D.	N.D.
Average PCB 1248					0.000	0.000
Sum PCB 1254			0	0	N.D.	N.D.
Average PCB 1254					0.000	0.000
Sum PCB 1260			0	0	N.D.	N.D.
Average PCB 1260					0.000	0.000
Sum PCB 1268			0	0	N.D.	N.D.
Average PCB 1268					0.000	0.000
43) L9C PCB 1262	7.546	7.535	37924592	96503525	26.725	24.743
44) L9C PCB 1262{2}	7.792	7.665	46499444	119.1E6	24.138	23.866
45) L9C PCB 1262{3}	8.251	8.245	61780730	147.4E6	24.134	21.607m
46) L9C PCB 1262{4}	9.293	8.852	42634598	268.5E6	20.791m	20.503
47) L9C PCB 1262{5}	10.160	10.206	53882296	99222802	21.701m	21.966
Sum PCB 1262			242.7E6	730.7E6	117.489	112.685
Average PCB 1262					23.498	22.537

(f)=RT Delta > 1/2 Window (#)=Amounts differ by > 25% (m)=manual int.

Quantitation Report (QT Reviewed)

Data Path : I:\ACQUDATA\6890G\Data\061621\
Data File : Bk8387.D
Signal(s) : Signal #1: ECD1A.CH Signal #2: ECD2B.CH
Acq On : 16 Jun 2021 5:49 pm
Operator : B.Allgeier
Sample : 1232/62 LL
Misc : 8082
ALS Vial : 8 Sample Multiplier: 1

Integration File signal 1: AUTOINT1.E
Integration File signal 2: AUTOINT2.E
Quant Time: Jun 17 10:11:13 2021
Quant Method : I:\ACQUDATA\6890G\Methods\G-PCB061621.M
Quant Title : 608/8082 PCB'S
QLast Update : Thu Jun 17 09:41:19 2021
Response via : Initial Calibration
Integrator: ChemStation 6890 Scale Mode: Large solvent peaks clipped

Volume Inj. : 2uL
Signal #1 Phase : DB-1701 Signal #2 Phase: DB-17
Signal #1 Info : 0.32mm 30m Signal #2 Info : 0.32mm 30m

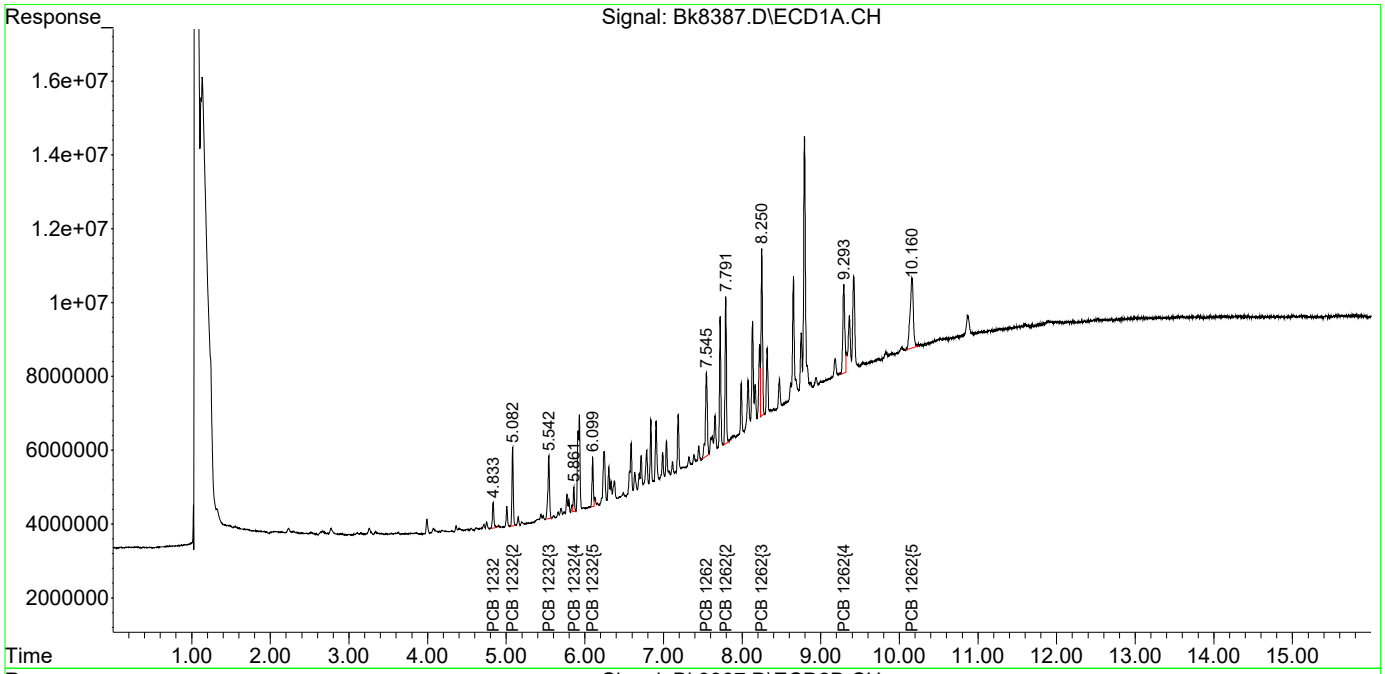

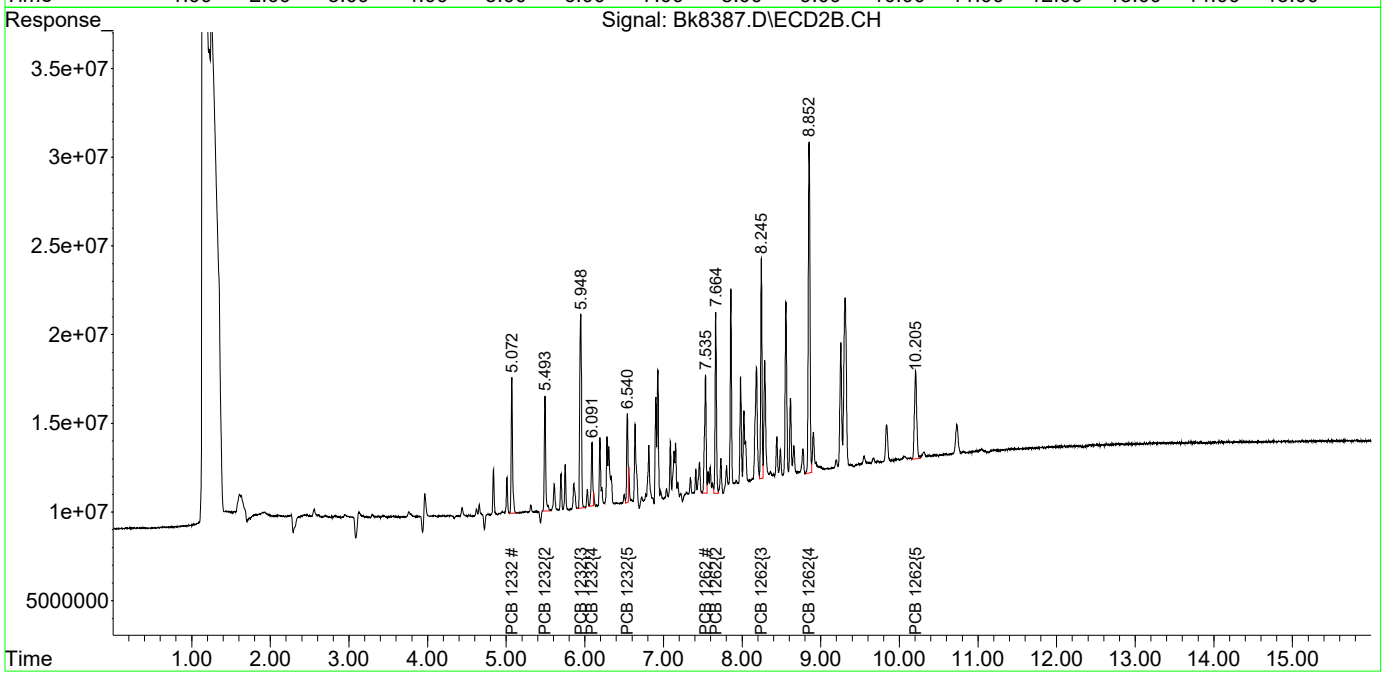

1st DM 06/21/21
2nd BA 06/21/21

Quantitation Report (Qedit)

Data Path : I:\ACQUDATA\6890G\Data\061621\
Data File : Bk8388.D
Signal(s) : Signal #1: ECD1A.CH Signal #2: ECD2B.CH
Acq On : 16 Jun 2021 6:09 pm
Operator : B.Allgeier
Sample : 1232/62 L
Misc : 8082
ALS Vial : 9 Sample Multiplier: 1

Integration File signal 1: AUTOINT1.E
Integration File signal 2: AUTOINT2.E
Quant Time: Jun 17 09:53:06 2021
Quant Method : I:\ACQUDATA\6890G\Methods\G-PCB061621.M
Quant Title : 608/8082 PCB'S
QLast Update : Thu Jun 17 09:41:19 2021
Response via : Initial Calibration
Integrator: ChemStation 6890 Scale Mode: Large solvent peaks clipped

Volume Inj. : 2uL
Signal #1 Phase : DB-1701 Signal #2 Phase: DB-17
Signal #1 Info : 0.32mm 30m Signal #2 Info : 0.32mm 30m

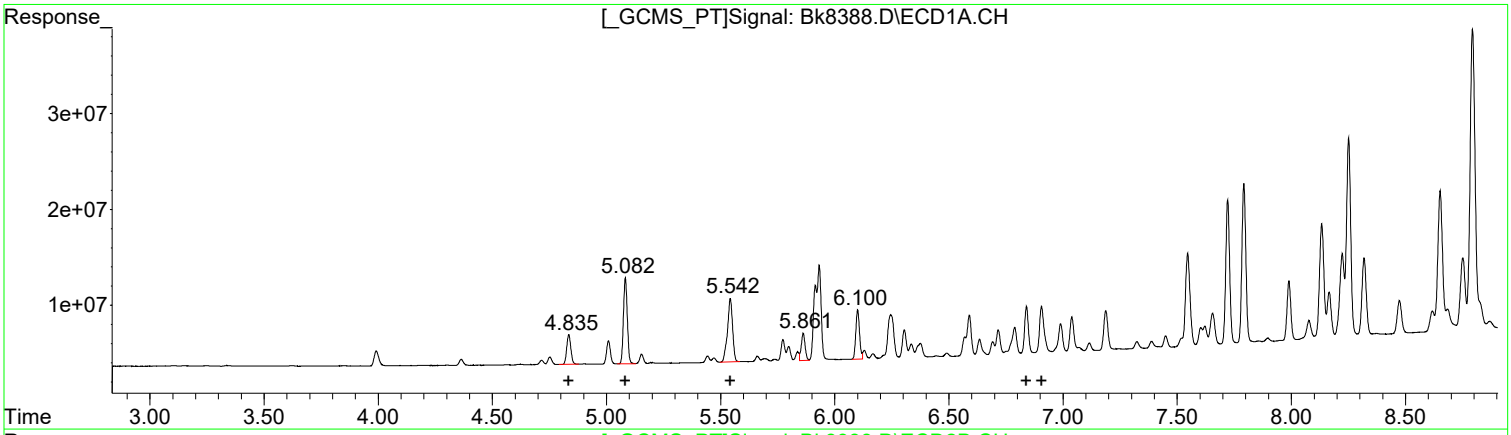

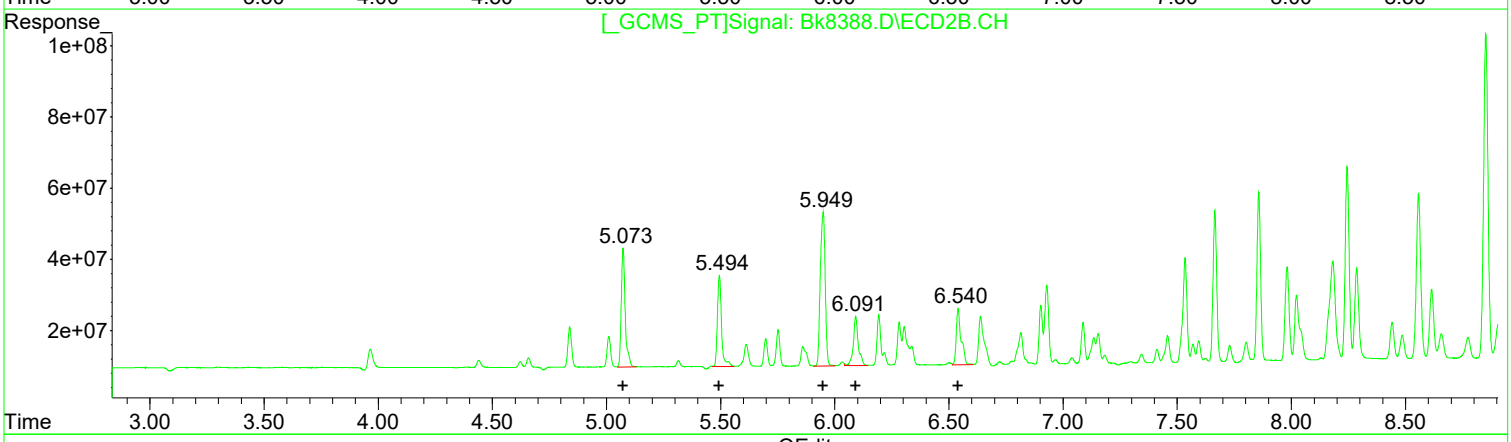

(13) PCB 1232 (L3c)

R.T.	Response	Conc
4.83	39219583	84.80
5.08	105101908	85.09
5.54	102528934	80.42
5.86	33224664	33.07
6.10	58217839	50.89

(13) PCB 1232 #2 (L3c)

R.T.	Response	Conc
5.07	400925018	86.63
5.49	323078451	80.88
5.95	642912516	75.19
6.09	210497850	77.00
6.54	236157534	62.68

Manual Integration:

After

Poor integration.

06/17/21

(+) = Expected Retention Time

1st DM 06/21/21
2nd BA 06/21/21

Quantitation Report (Qedit)

Data Path : I:\ACQUDATA\6890G\Data\061621\
Data File : Bk8388.D
Signal(s) : Signal #1: ECD1A.CH Signal #2: ECD2B.CH
Acq On : 16 Jun 2021 6:09 pm
Operator : B.Allgeier
Sample : 1232/62 L
Misc : 8082
ALS Vial : 9 Sample Multiplier: 1

Integration File signal 1: AUTOINT1.E
Integration File signal 2: AUTOINT2.E
Quant Time: Jun 17 09:53:06 2021
Quant Method : I:\ACQUDATA\6890G\Methods\G-PCB061621.M
Quant Title : 608/8082 PCB'S
QLast Update : Thu Jun 17 09:41:19 2021
Response via : Initial Calibration
Integrator: ChemStation 6890 Scale Mode: Large solvent peaks clipped

Volume Inj. : 2uL
Signal #1 Phase : DB-1701 Signal #2 Phase: DB-17
Signal #1 Info : 0.32mm 30m Signal #2 Info : 0.32mm 30m

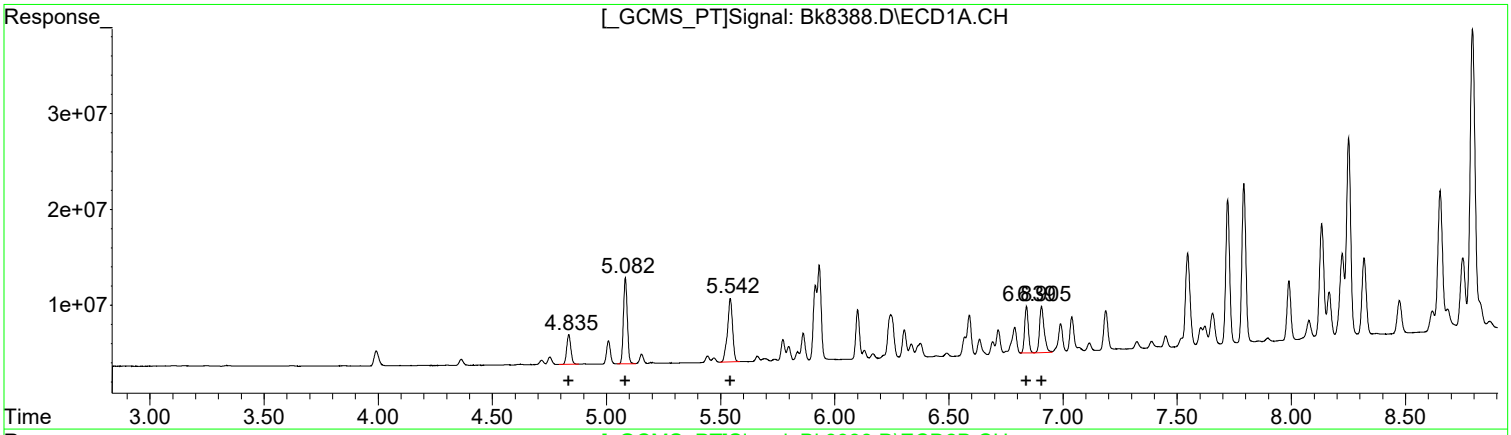

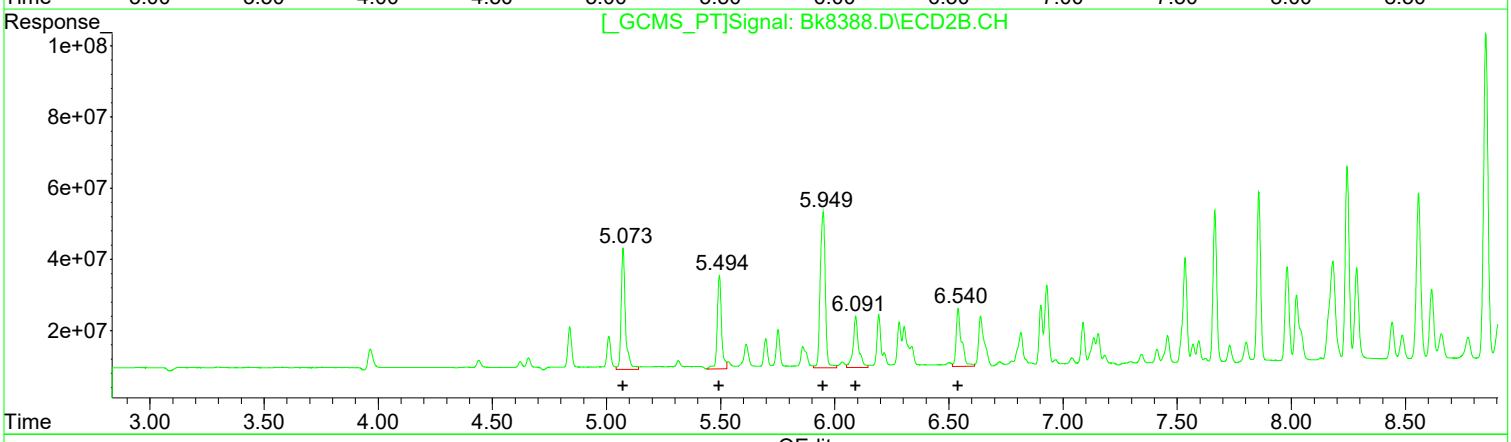

(13) PCB 1232 (L3c)

R.T.	Response	Conc
4.83	39219583	84.80
5.08	105101908	85.09
5.54	102528934	80.42
6.84	56307262	56.04
6.91	68342373	59.74

(13) PCB 1232 #2 (L3c)

R.T.	Response	Conc
5.07	443364493	95.80
5.49	342016114	85.62
5.95	675175167	78.96
6.09	238466447	87.24
6.54	264798910	70.29

Manual Integration:

Before

06/17/21

(+) = Expected Retention Time

1st DM 06/21/21
2nd BA 06/21/21

Quantitation Report (QT Reviewed)

Data Path : I:\ACQUDATA\6890G\Data\061621\
Data File : Bk8388.D
Signal(s) : Signal #1: ECD1A.CH Signal #2: ECD2B.CH
Acq On : 16 Jun 2021 6:09 pm
Operator : B.Allgeier
Sample : 1232/62 L
Misc : 8082
ALS Vial : 9 Sample Multiplier: 1

Integration File signal 1: AUTOINT1.E
Integration File signal 2: AUTOINT2.E
Quant Time: Jun 17 09:53:06 2021
Quant Method : I:\ACQUDATA\6890G\Methods\G-PCB061621.M
Quant Title : 608/8082 PCB'S
QLast Update : Thu Jun 17 09:41:19 2021
Response via : Initial Calibration
Integrator: ChemStation 6890 Scale Mode: Large solvent peaks clipped

Volume Inj. : 2uL
Signal #1 Phase : DB-1701 Signal #2 Phase: DB-17
Signal #1 Info : 0.32mm 30m Signal #2 Info : 0.32mm 30m

Compound	RT#1	RT#2	Resp#1	Resp#2	ug/l	ug/l
System Monitoring Compounds						
Target Compounds						
Sum PCB 1016			0	0	N.D.	N.D.
Average PCB 1016					0.000	0.000
Sum PCB 1221			0	0	N.D.	N.D.
Average PCB 1221					0.000	0.000
13) L3c PCB 1232	4.835	5.073	39219583	400.9E6	84.798	86.630m
14) L3c PCB 1232{2}	5.083	5.494	105.1E6	323.1E6	85.091	80.883m
15) L3c PCB 1232{3}	5.542	5.949	102.5E6	642.9E6	80.419	75.189m
16) L3c PCB 1232{4}	5.861f	6.091	33224664	210.5E6	33.069m	77.005m#
17) L3c PCB 1232{5}	6.100f	6.540	58217839	236.2E6	50.886m	62.684m
Sum PCB 1232			338.3E6	1813.6E6	334.263	382.391
Average PCB 1232					66.853	76.478
Sum PCB 1242			0	0	N.D.	N.D.
Average PCB 1242					0.000	0.000
Sum PCB 1248			0	0	N.D.	N.D.
Average PCB 1248					0.000	0.000
Sum PCB 1254			0	0	N.D.	N.D.
Average PCB 1254					0.000	0.000
Sum PCB 1260			0	0	N.D.	N.D.
Average PCB 1260					0.000	0.000
Sum PCB 1268			0	0	N.D.	N.D.
Average PCB 1268					0.000	0.000
43) L9C PCB 1262	7.546	7.535	144.3E6	384.5E6	76.111	79.688
44) L9C PCB 1262{2}	7.792	7.665	202.2E6	492.4E6	86.976	82.676
45) L9C PCB 1262{3}	8.251	8.244	266.3E6	665.6E6	86.222	91.469
46) L9C PCB 1262{4}	9.293	8.852	216.3E6	1230.5E6	104.184	91.667
47) L9C PCB 1262{5}	10.159	10.205	265.6E6	451.9E6	98.509	91.086
Sum PCB 1262			1094.9E6	3224.9E6	452.002	436.586
Average PCB 1262					90.400	87.317

(f)=RT Delta > 1/2 Window (#)=Amounts differ by > 25% (m)=manual int.

1st DM 06/21/21
2nd BA 06/21/21

Quantitation Report (QT Reviewed)

Data Path : I:\ACQUDATA\6890G\Data\061621\
Data File : Bk8388.D
Signal(s) : Signal #1: ECD1A.CH Signal #2: ECD2B.CH
Acq On : 16 Jun 2021 6:09 pm
Operator : B.Allgeier
Sample : 1232/62 L
Misc : 8082
ALS Vial : 9 Sample Multiplier: 1

Integration File signal 1: AUTOINT1.E
Integration File signal 2: AUTOINT2.E
Quant Time: Jun 17 09:53:06 2021
Quant Method : I:\ACQUDATA\6890G\Methods\G-PCB061621.M
Quant Title : 608/8082 PCB'S
QLast Update : Thu Jun 17 09:41:19 2021
Response via : Initial Calibration
Integrator: ChemStation 6890 Scale Mode: Large solvent peaks clipped

Volume Inj. : 2uL
Signal #1 Phase : DB-1701 Signal #2 Phase: DB-17
Signal #1 Info : 0.32mm 30m Signal #2 Info : 0.32mm 30m

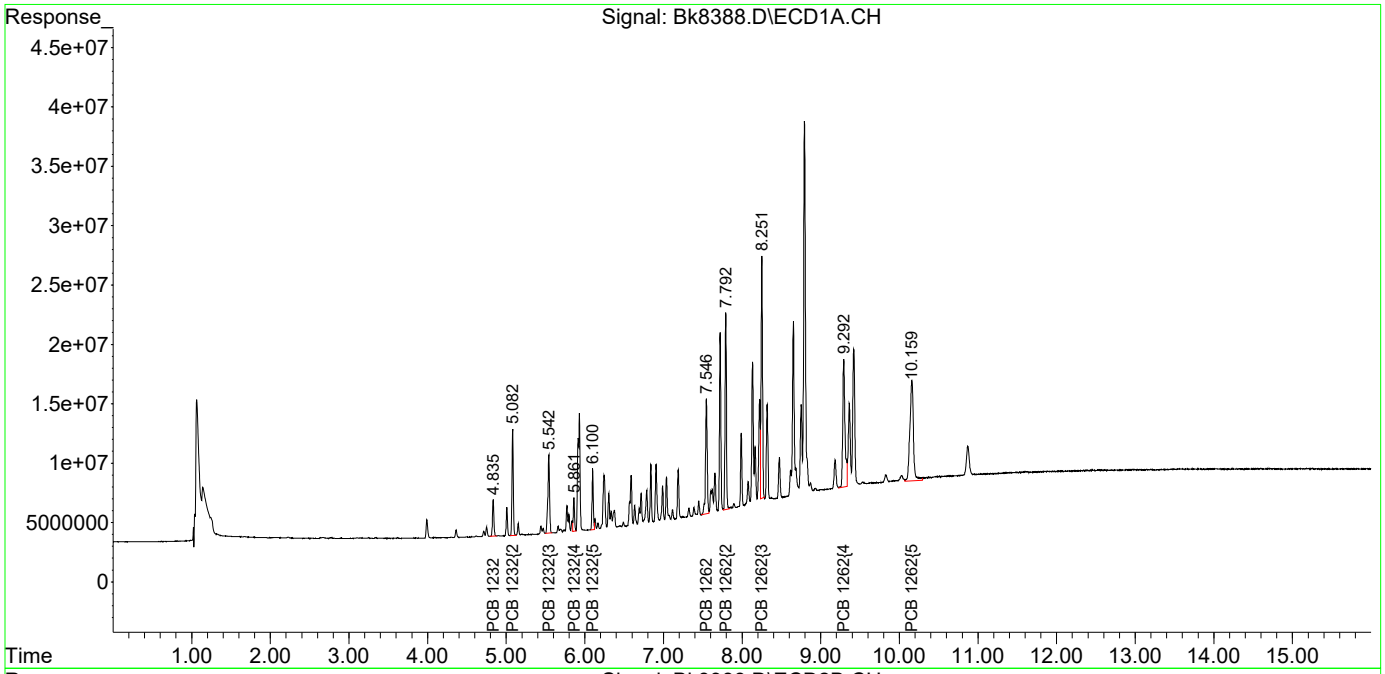

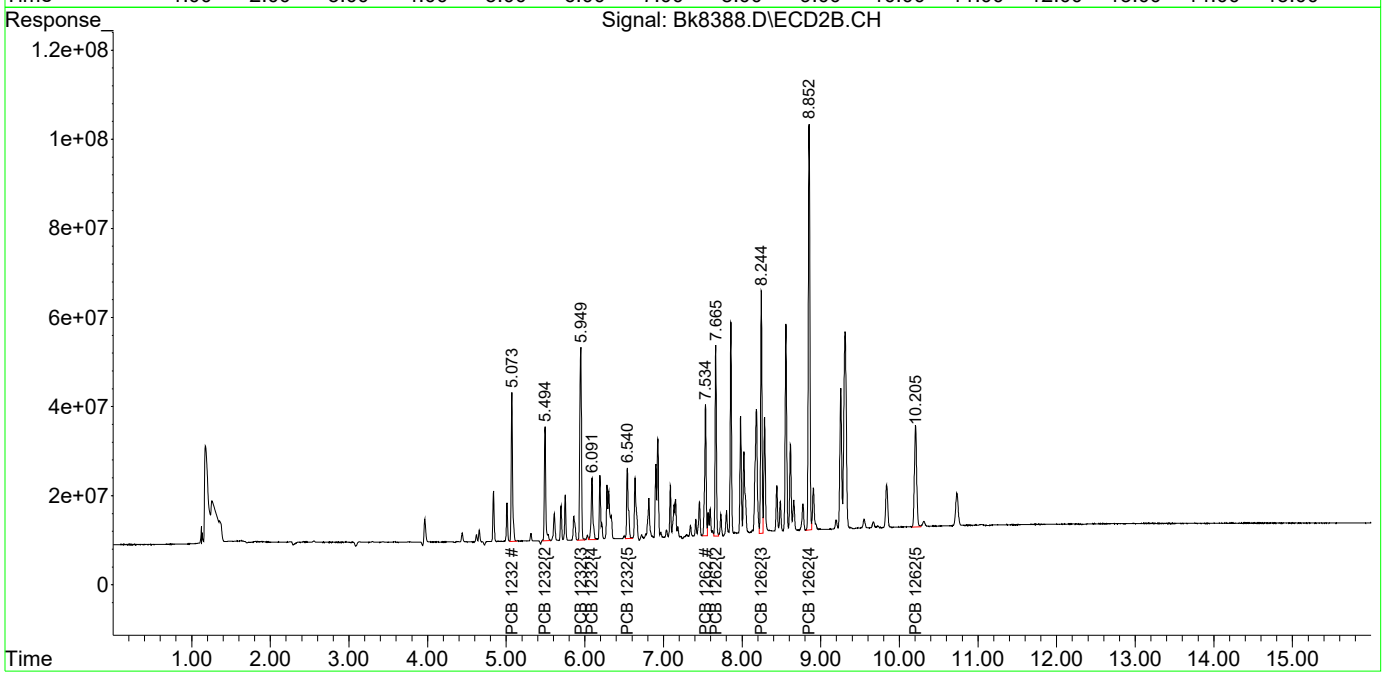

1st DM 06/21/21
2nd BA 06/21/21

Quantitation Report (Qedit)

Data Path : I:\ACQUDATA\6890G\Data\061621\
Data File : Bk8389.D
Signal(s) : Signal #1: ECD1A.CH Signal #2: ECD2B.CH
Acq On : 16 Jun 2021 6:28 pm
Operator : B.Allgeier
Sample : 1232/62 ML
Misc : 8082
ALS Vial : 10 Sample Multiplier: 1

Integration File signal 1: AUTOINT1.E
Integration File signal 2: AUTOINT2.E
Quant Time: Jun 17 09:53:13 2021
Quant Method : I:\ACQUDATA\6890G\Methods\G-PCB061621.M
Quant Title : 608/8082 PCB'S
QLast Update : Thu Jun 17 09:41:19 2021
Response via : Initial Calibration
Integrator: ChemStation 6890 Scale Mode: Large solvent peaks clipped

Volume Inj. : 2uL
Signal #1 Phase : DB-1701 Signal #2 Phase: DB-17
Signal #1 Info : 0.32mm 30m Signal #2 Info : 0.32mm 30m

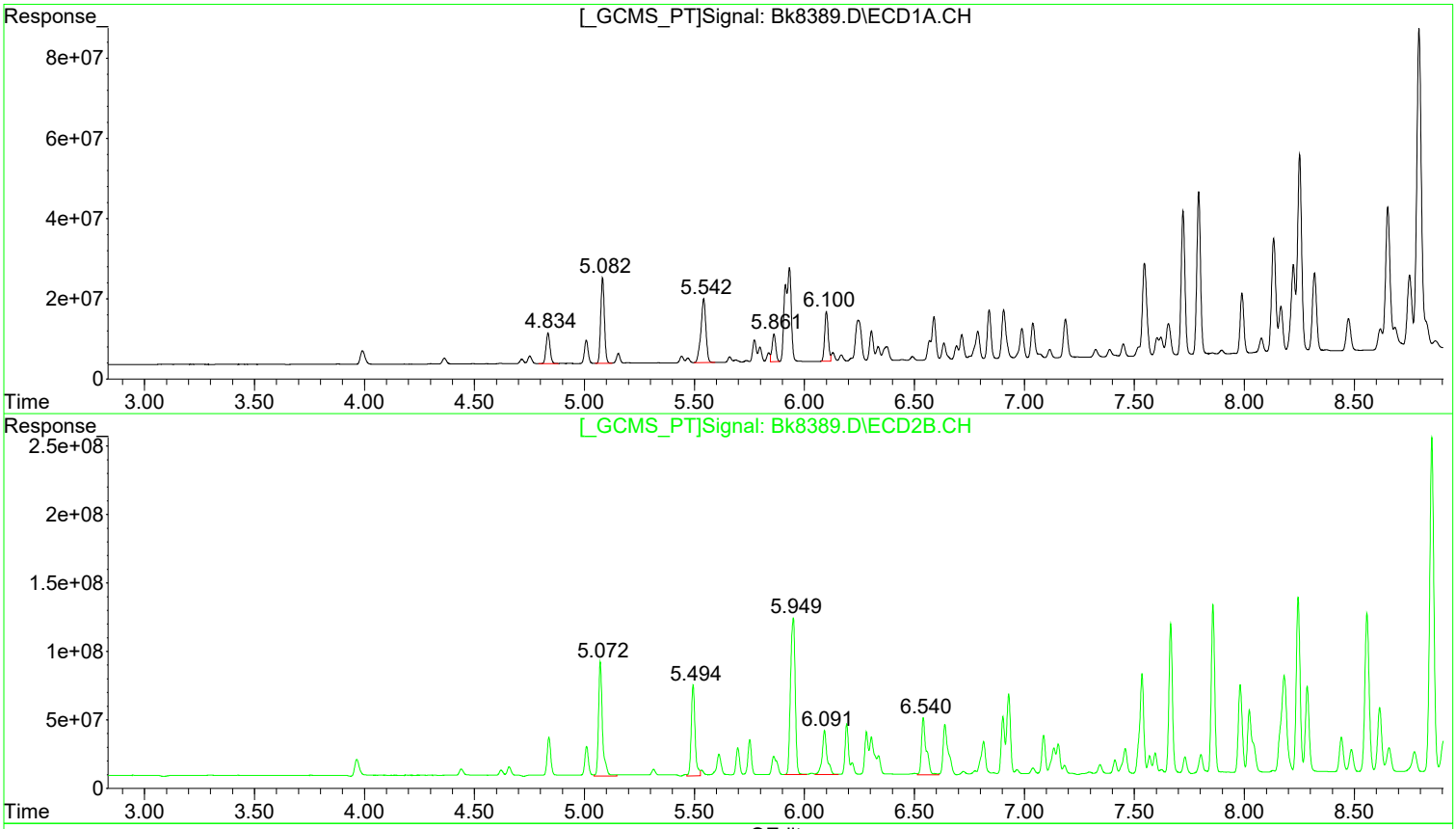

(13) PCB 1232 (L3c)

R.T.	Response	Conc
4.83	95663646	206.84
5.08	248637148	201.30
5.54	252450523	198.01
5.86	80575132	80.20
6.10	140203571	122.55

(13) PCB 1232 #2 (L3c)

R.T.	Response	Conc
5.07	1045947474	226.00
5.49	805156784	201.57
5.95	1698104909	198.60
6.09	499485114	182.72
6.54	623438533	165.48

Manual Integration:

After

Poor integration.

06/17/21

(+) = Expected Retention Time

1st DM 06/21/21
2nd BA 06/21/21

Quantitation Report (Qedit)

Data Path : I:\ACQUDATA\6890G\Data\061621\
Data File : Bk8389.D
Signal(s) : Signal #1: ECD1A.CH Signal #2: ECD2B.CH
Acq On : 16 Jun 2021 6:28 pm
Operator : B.Allgeier
Sample : 1232/62 ML
Misc : 8082
ALS Vial : 10 Sample Multiplier: 1

Integration File signal 1: AUTOINT1.E
Integration File signal 2: AUTOINT2.E
Quant Time: Jun 17 09:53:13 2021
Quant Method : I:\ACQUDATA\6890G\Methods\G-PCB061621.M
Quant Title : 608/8082 PCB'S
QLast Update : Thu Jun 17 09:41:19 2021
Response via : Initial Calibration
Integrator: ChemStation 6890 Scale Mode: Large solvent peaks clipped

Volume Inj. : 2uL
Signal #1 Phase : DB-1701 Signal #2 Phase: DB-17
Signal #1 Info : 0.32mm 30m Signal #2 Info : 0.32mm 30m

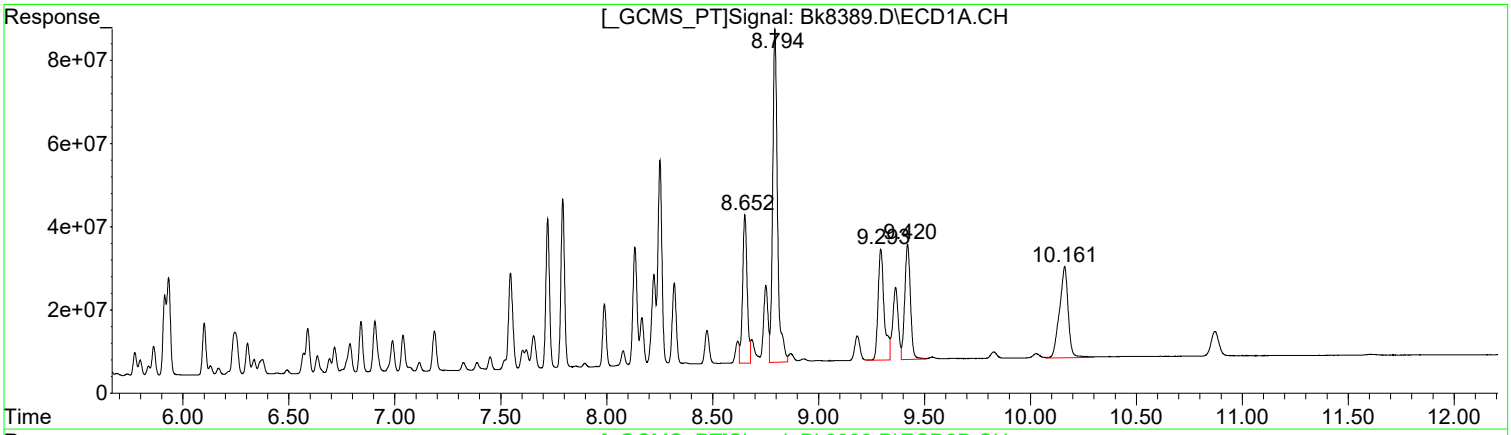

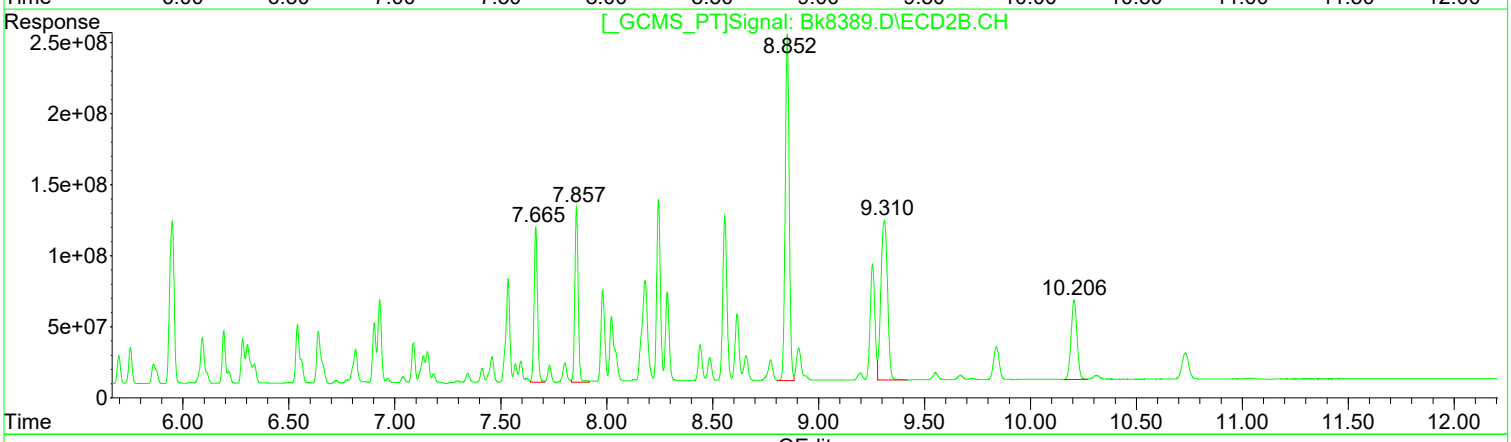

QEdit

(33) PCB 1260 (L7c)

R.T.	Response	Conc
8.65	538384943	304.49
8.79	1269481249	271.12
9.29	531669955	575.38
9.42	517857259	240.52
10.16	628060980	372.60

(33) PCB 1260 #2 (L7c)

R.T.	Response	Conc
7.67	1228352559	191.24
7.86	1372403275	182.16
8.85	3246688727	267.97
9.31	2457275430	267.84
10.21	1101060454	348.69

Manual Integration:

After

Poor integration.

06/17/21

(+) = Expected Retention Time

1st DM 06/21/21
2nd BA 06/21/21

Quantitation Report (QT Reviewed)

Data Path : I:\ACQUDATA\6890G\Data\061621\
Data File : Bk8389.D
Signal(s) : Signal #1: ECD1A.CH Signal #2: ECD2B.CH
Acq On : 16 Jun 2021 6:28 pm
Operator : B.Allgeier
Sample : 1232/62 ML
Misc : 8082
ALS Vial : 10 Sample Multiplier: 1

Integration File signal 1: AUTOINT1.E
Integration File signal 2: AUTOINT2.E
Quant Time: Jun 17 09:53:13 2021
Quant Method : I:\ACQUDATA\6890G\Methods\G-PCB061621.M
Quant Title : 608/8082 PCB'S
QLast Update : Thu Jun 17 09:41:19 2021
Response via : Initial Calibration
Integrator: ChemStation 6890 Scale Mode: Large solvent peaks clipped

Volume Inj. : 2uL
Signal #1 Phase : DB-1701 Signal #2 Phase: DB-17
Signal #1 Info : 0.32mm 30m Signal #2 Info : 0.32mm 30m

Compound	RT#1	RT#2	Resp#1	Resp#2	ug/l	ug/l
System Monitoring Compounds						
Target Compounds						
Sum PCB 1016			0	0	N.D.	N.D.
Average PCB 1016					0.000	0.000
Sum PCB 1221			0	0	N.D.	N.D.
Average PCB 1221					0.000	0.000
13) L3c PCB 1232	4.835	5.072	95663646	1045.9E6	206.837	226.004
14) L3c PCB 1232{2}	5.083	5.494	248.6E6	805.2E6	201.299	201.572
15) L3c PCB 1232{3}	5.542	5.949	252.5E6	1698.1E6	198.012	198.595
16) L3c PCB 1232{4}	5.861f	6.091	80575132	499.5E6	80.197m	182.722 #
17) L3c PCB 1232{5}	6.100f	6.540	140.2E6	623.4E6	122.546m	165.481 #
Sum PCB 1232			817.5E6	4672.1E6	808.890	974.374
Average PCB 1232					161.778	194.875
Sum PCB 1242			0	0	N.D.	N.D.
Average PCB 1242					0.000	0.000
Sum PCB 1248			0	0	N.D.	N.D.
Average PCB 1248					0.000	0.000
Sum PCB 1254			0	0	N.D.	N.D.
Average PCB 1254					0.000	0.000
Sum PCB 1260			0	0	N.D.	N.D.
Average PCB 1260					0.000	0.000
Sum PCB 1268			0	0	N.D.	N.D.
Average PCB 1268					0.000	0.000
43) L9C PCB 1262	7.546	7.535	350.2E6	954.2E6	184.657	197.745
44) L9C PCB 1262{2}	7.793	7.665	484.7E6	1228.4E6	208.466	206.259
45) L9C PCB 1262{3}	8.251	8.245	637.4E6	1565.2E6	206.358	215.094
46) L9C PCB 1262{4}	9.294	8.852	531.7E6	3246.7E6	256.033	241.855
47) L9C PCB 1262{5}	10.161	10.206	628.1E6	1101.1E6	232.920	221.937
Sum PCB 1262			2632.0E6	8095.4E6	1088.434	1082.890
Average PCB 1262					217.687	216.578

(f)=RT Delta > 1/2 Window (#)=Amounts differ by > 25% (m)=manual int.

Quantitation Report (QT Reviewed)

Data Path : I:\ACQUDATA\6890G\Data\061621\
Data File : Bk8389.D
Signal(s) : Signal #1: ECD1A.CH Signal #2: ECD2B.CH
Acq On : 16 Jun 2021 6:28 pm
Operator : B.Allgeier
Sample : 1232/62 ML
Misc : 8082
ALS Vial : 10 Sample Multiplier: 1

Integration File signal 1: AUTOINT1.E
Integration File signal 2: AUTOINT2.E
Quant Time: Jun 17 09:53:13 2021
Quant Method : I:\ACQUDATA\6890G\Methods\G-PCB061621.M
Quant Title : 608/8082 PCB'S
QLast Update : Thu Jun 17 09:41:19 2021
Response via : Initial Calibration
Integrator: ChemStation 6890 Scale Mode: Large solvent peaks clipped

Volume Inj. : 2uL
Signal #1 Phase : DB-1701 Signal #2 Phase: DB-17
Signal #1 Info : 0.32mm 30m Signal #2 Info : 0.32mm 30m

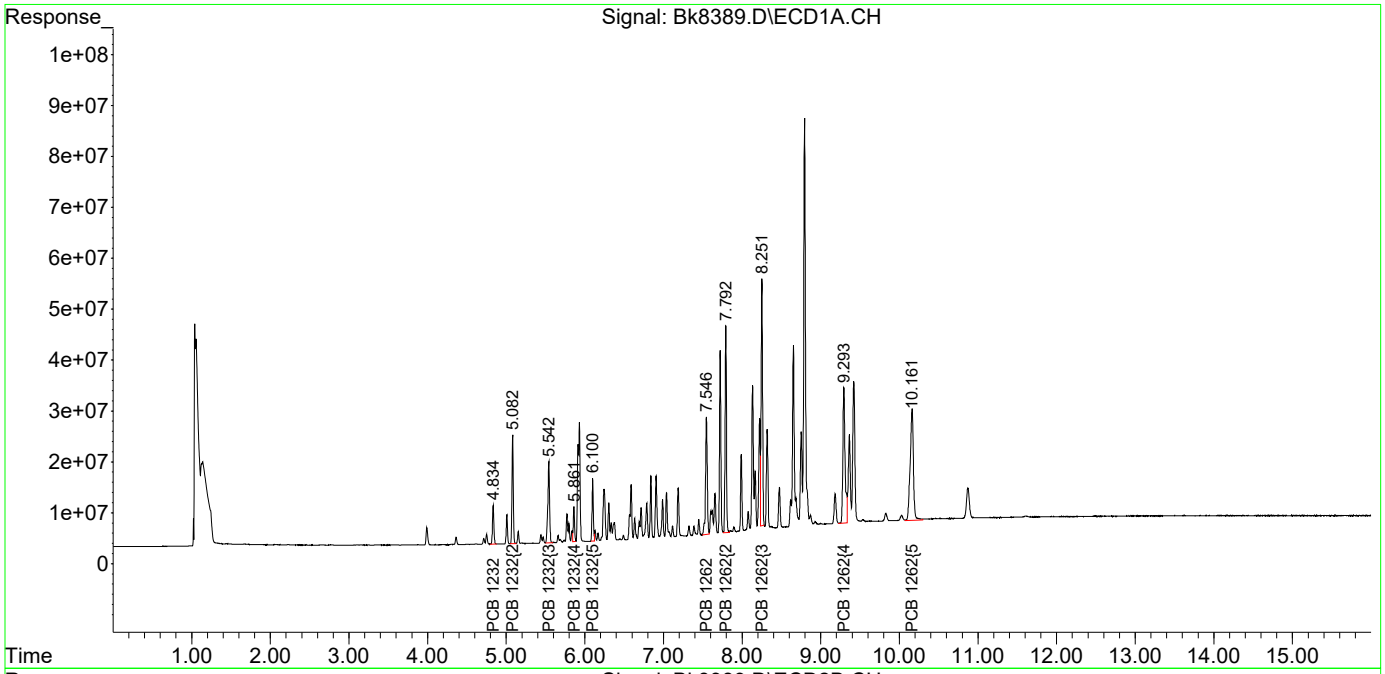

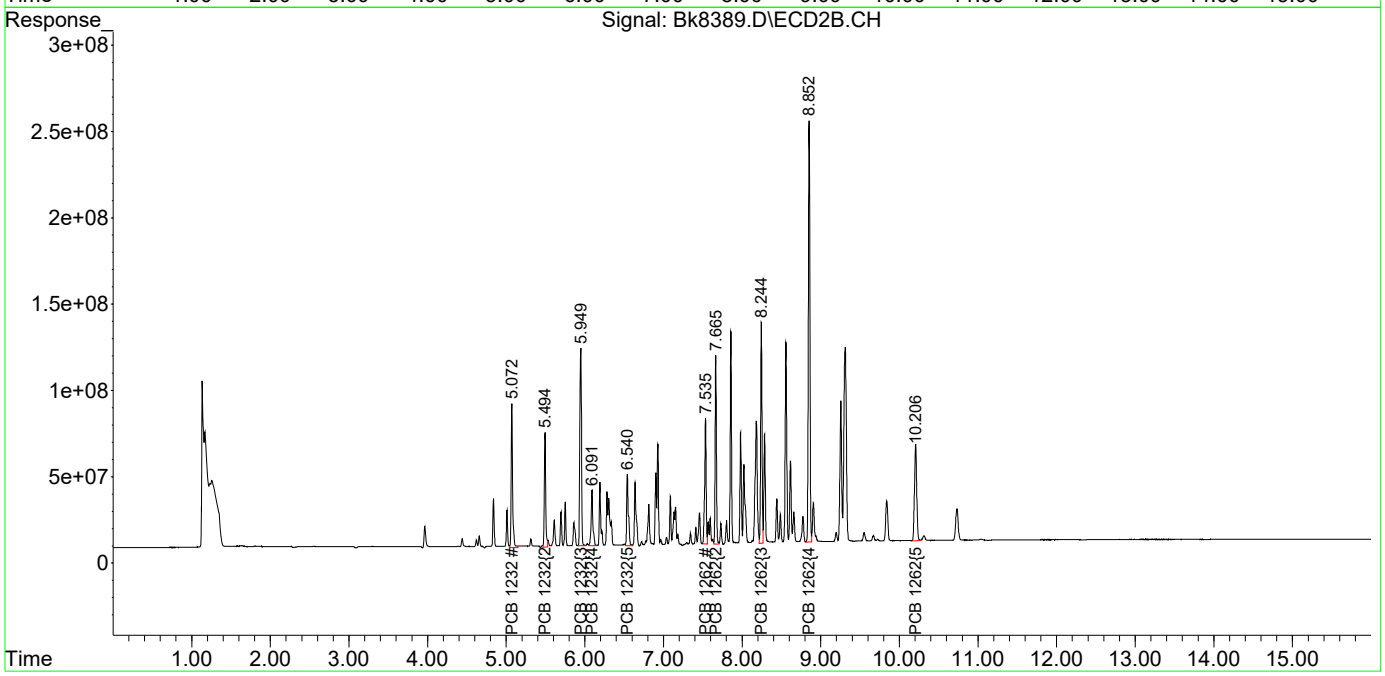

1st DM 06/21/21
2nd BA 06/21/21

Quantitation Report (Qedit)

Data Path : I:\ACQUDATA\6890G\Data\061621\
Data File : Bk8390.D
Signal(s) : Signal #1: ECD1A.CH Signal #2: ECD2B.CH
Acq On : 16 Jun 2021 6:48 pm
Operator : B.Allgeier
Sample : 1232/62 M
Misc : 8082
ALS Vial : 11 Sample Multiplier: 1

Integration File signal 1: AUTOINT1.E
Integration File signal 2: AUTOINT2.E
Quant Time: Jun 17 09:53:19 2021
Quant Method : I:\ACQUDATA\6890G\Methods\G-PCB061621.M
Quant Title : 608/8082 PCB'S
QLast Update : Thu Jun 17 09:41:19 2021
Response via : Initial Calibration
Integrator: ChemStation 6890 Scale Mode: Large solvent peaks clipped

Volume Inj. : 2uL
Signal #1 Phase : DB-1701 Signal #2 Phase: DB-17
Signal #1 Info : 0.32mm 30m Signal #2 Info : 0.32mm 30m

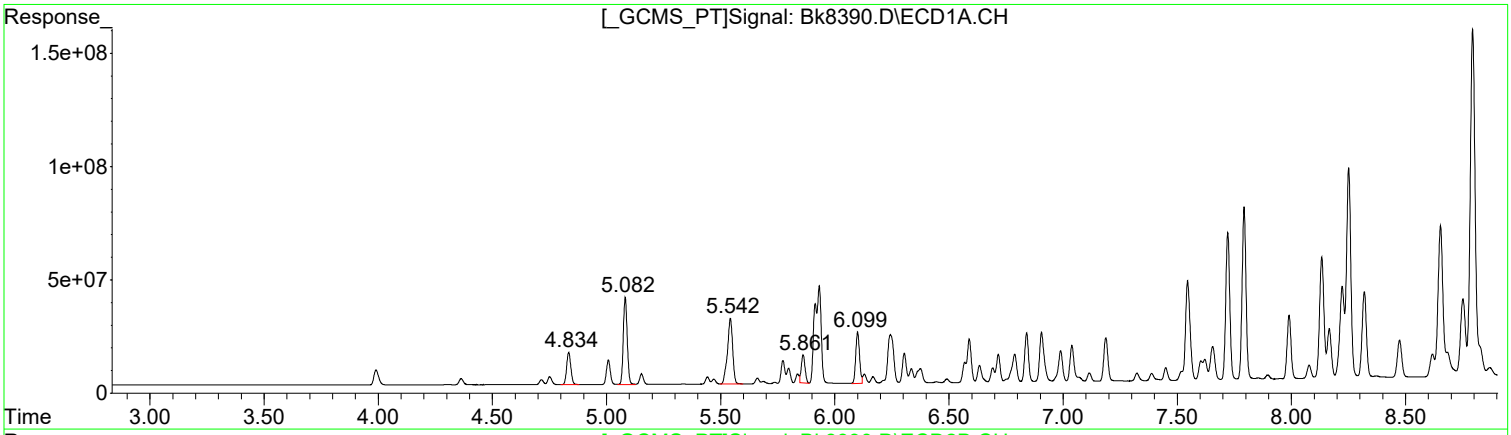

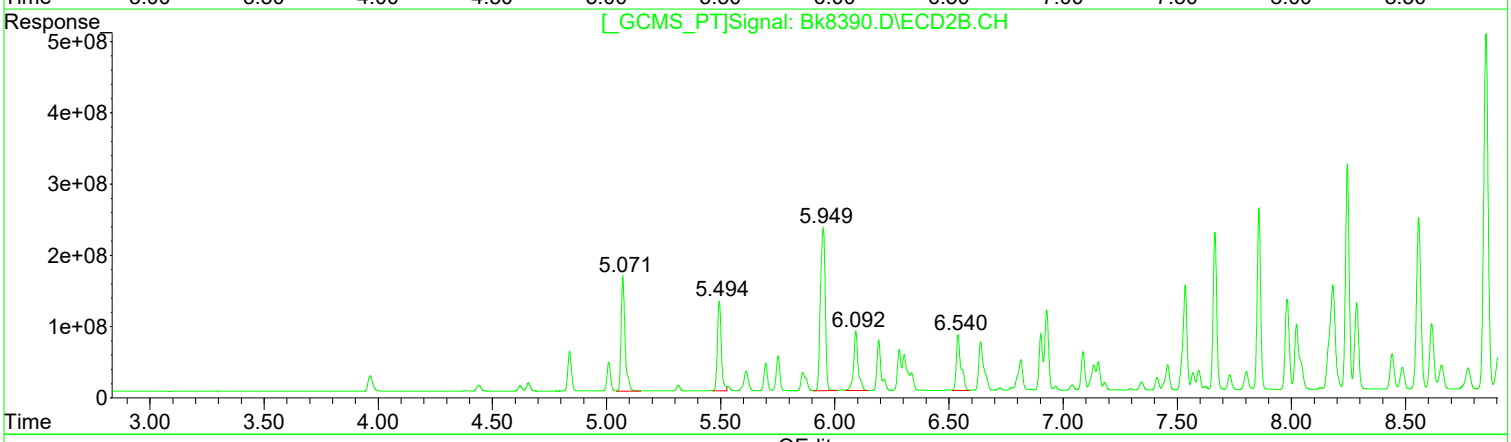

(13) PCB 1232 (L3c)

R.T.	Response	Conc
4.83	180329032	389.89
5.08	460347989	372.70
5.54	460488847	361.19
5.86	142274605	141.61
6.10	259712686	227.00

(13) PCB 1232 #2 (L3c)

R.T.	Response	Conc
5.07	1938584843	418.88
5.49	1493758014	373.96
5.95	3358717362	392.81
6.09	1143614755	418.36
6.54	1109978778	294.62

Manual Integration:

After

Poor integration.

06/17/21

(+) = Expected Retention Time

1st DM 06/21/21
2nd BA 06/21/21

Quantitation Report (QT Reviewed)

Data Path : I:\ACQUDATA\6890G\Data\061621\
Data File : Bk8390.D
Signal(s) : Signal #1: ECD1A.CH Signal #2: ECD2B.CH
Acq On : 16 Jun 2021 6:48 pm
Operator : B.Allgeier
Sample : 1232/62 M
Misc : 8082
ALS Vial : 11 Sample Multiplier: 1

Integration File signal 1: AUTOINT1.E
Integration File signal 2: AUTOINT2.E
Quant Time: Jun 17 09:53:19 2021
Quant Method : I:\ACQUDATA\6890G\Methods\G-PCB061621.M
Quant Title : 608/8082 PCB'S
QLast Update : Thu Jun 17 09:41:19 2021
Response via : Initial Calibration
Integrator: ChemStation 6890 Scale Mode: Large solvent peaks clipped

Volume Inj. : 2uL
Signal #1 Phase : DB-1701 Signal #2 Phase: DB-17
Signal #1 Info : 0.32mm 30m Signal #2 Info : 0.32mm 30m

Compound	RT#1	RT#2	Resp#1	Resp#2	ug/l	ug/l	
System Monitoring Compounds							
Target Compounds							
Sum PCB 1016			0	0	N.D.	N.D.	
Average PCB 1016					0.000	0.000	
Sum PCB 1221			0	0	N.D.	N.D.	
Average PCB 1221					0.000	0.000	
13) L3c PCB 1232	4.835	5.072	180.3E6	1938.6E6	389.895	418.882	
14) L3c PCB 1232{2}	5.082	5.494	460.3E6	1493.8E6	372.702	373.964	
15) L3c PCB 1232{3}	5.543	5.949	460.5E6	3358.7E6	361.188	392.806	
16) L3c PCB 1232{4}	5.861f	6.092	142.3E6	1143.6E6	141.606m	418.359	#
17) L3c PCB 1232{5}	6.099f	6.540	259.7E6	1110.0E6	227.004m	294.624	#
Sum PCB 1232			1503.2E6	9044.7E6	1492.395	1898.634	
Average PCB 1232					298.479	379.727	
Sum PCB 1242			0	0	N.D.	N.D.	
Average PCB 1242					0.000	0.000	
Sum PCB 1248			0	0	N.D.	N.D.	
Average PCB 1248					0.000	0.000	
Sum PCB 1254			0	0	N.D.	N.D.	
Average PCB 1254					0.000	0.000	
Sum PCB 1260			0	0	N.D.	N.D.	
Average PCB 1260					0.000	0.000	
Sum PCB 1268			0	0	N.D.	N.D.	
Average PCB 1268					0.000	0.000	
43) L9C PCB 1262	7.546	7.535	650.3E6	1877.0E6	342.934	389.002	
44) L9C PCB 1262{2}	7.793	7.665	910.8E6	2427.2E6	391.728	407.567	
45) L9C PCB 1262{3}	8.251	8.245	1207.1E6	3585.4E6	390.782	492.726	#
46) L9C PCB 1262{4}	9.294	8.853	1017.8E6	6739.5E6	490.155	502.042	
47) L9C PCB 1262{5}	10.160	10.206	1209.1E6	2276.5E6	448.387	458.863	
Sum PCB 1262			4995.1E6	16905.6E6	2063.986	2250.199	
Average PCB 1262					412.797	450.040	

(f)=RT Delta > 1/2 Window (#)=Amounts differ by > 25% (m)=manual int.

Quantitation Report (QT Reviewed)

Data Path : I:\ACQUDATA\6890G\Data\061621\
Data File : Bk8390.D
Signal(s) : Signal #1: ECD1A.CH Signal #2: ECD2B.CH
Acq On : 16 Jun 2021 6:48 pm
Operator : B.Allgeier
Sample : 1232/62 M
Misc : 8082
ALS Vial : 11 Sample Multiplier: 1

Integration File signal 1: AUTOINT1.E
Integration File signal 2: AUTOINT2.E
Quant Time: Jun 17 09:53:19 2021
Quant Method : I:\ACQUDATA\6890G\Methods\G-PCB061621.M
Quant Title : 608/8082 PCB'S
QLast Update : Thu Jun 17 09:41:19 2021
Response via : Initial Calibration
Integrator: ChemStation 6890 Scale Mode: Large solvent peaks clipped

Volume Inj. : 2uL
Signal #1 Phase : DB-1701 Signal #2 Phase: DB-17
Signal #1 Info : 0.32mm 30m Signal #2 Info : 0.32mm 30m

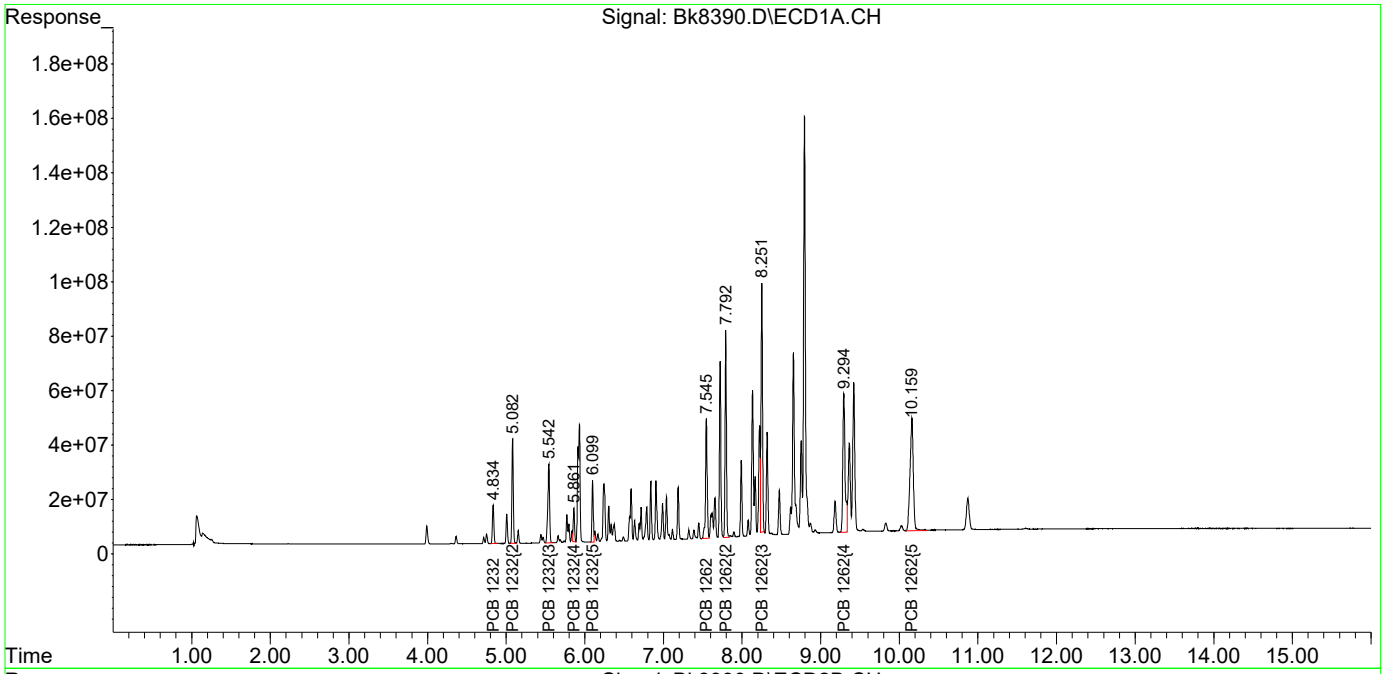

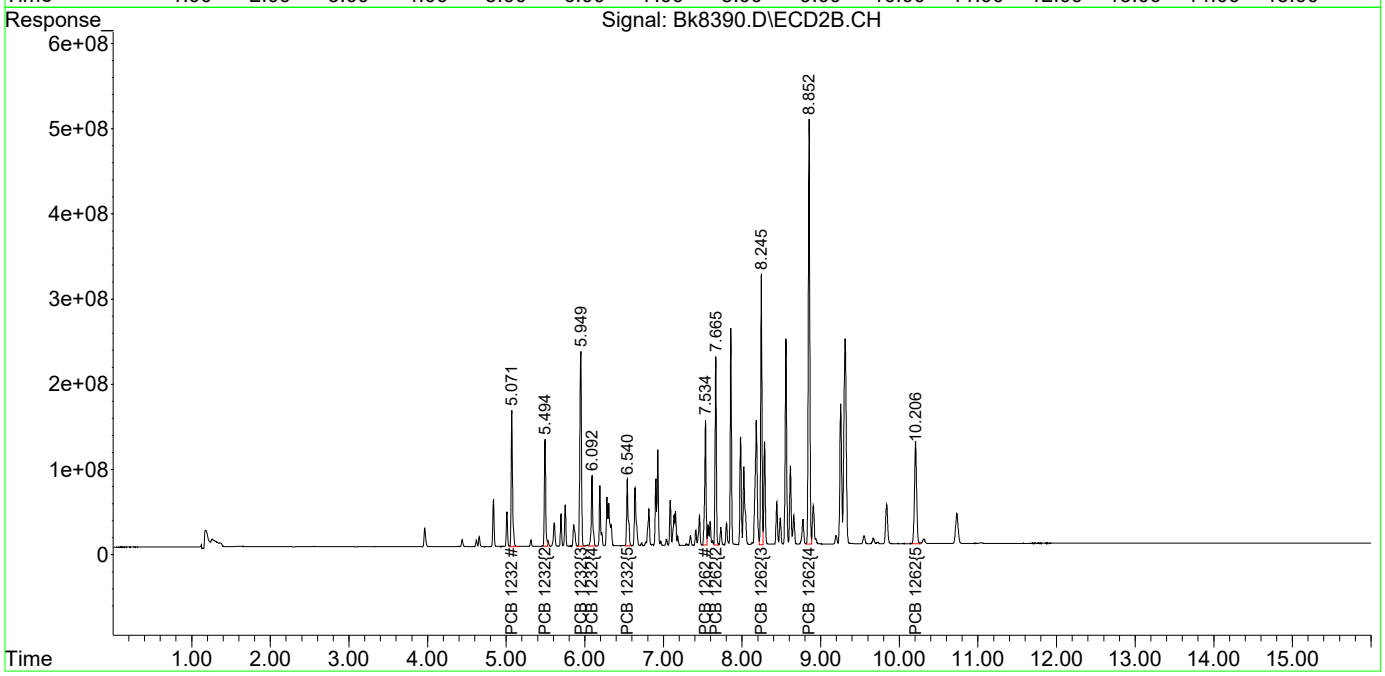

1st DM 06/21/21
2nd BA 06/21/21

Quantitation Report (Qedit)

Data Path : I:\ACQUDATA\6890G\Data\061621\
Data File : Bk8391.D
Signal(s) : Signal #1: ECD1A.CH Signal #2: ECD2B.CH
Acq On : 16 Jun 2021 7:07 pm
Operator : B.Allgeier
Sample : 1232/62 MH
Misc : 8082
ALS Vial : 12 Sample Multiplier: 1

Integration File signal 1: AUTOINT1.E
Integration File signal 2: AUTOINT2.E
Quant Time: Jun 17 09:53:26 2021
Quant Method : I:\ACQUDATA\6890G\Methods\G-PCB061621.M
Quant Title : 608/8082 PCB'S
QLast Update : Thu Jun 17 09:41:19 2021
Response via : Initial Calibration
Integrator: ChemStation 6890 Scale Mode: Large solvent peaks clipped

Volume Inj. : 2uL
Signal #1 Phase : DB-1701 Signal #2 Phase: DB-17
Signal #1 Info : 0.32mm 30m Signal #2 Info : 0.32mm 30m

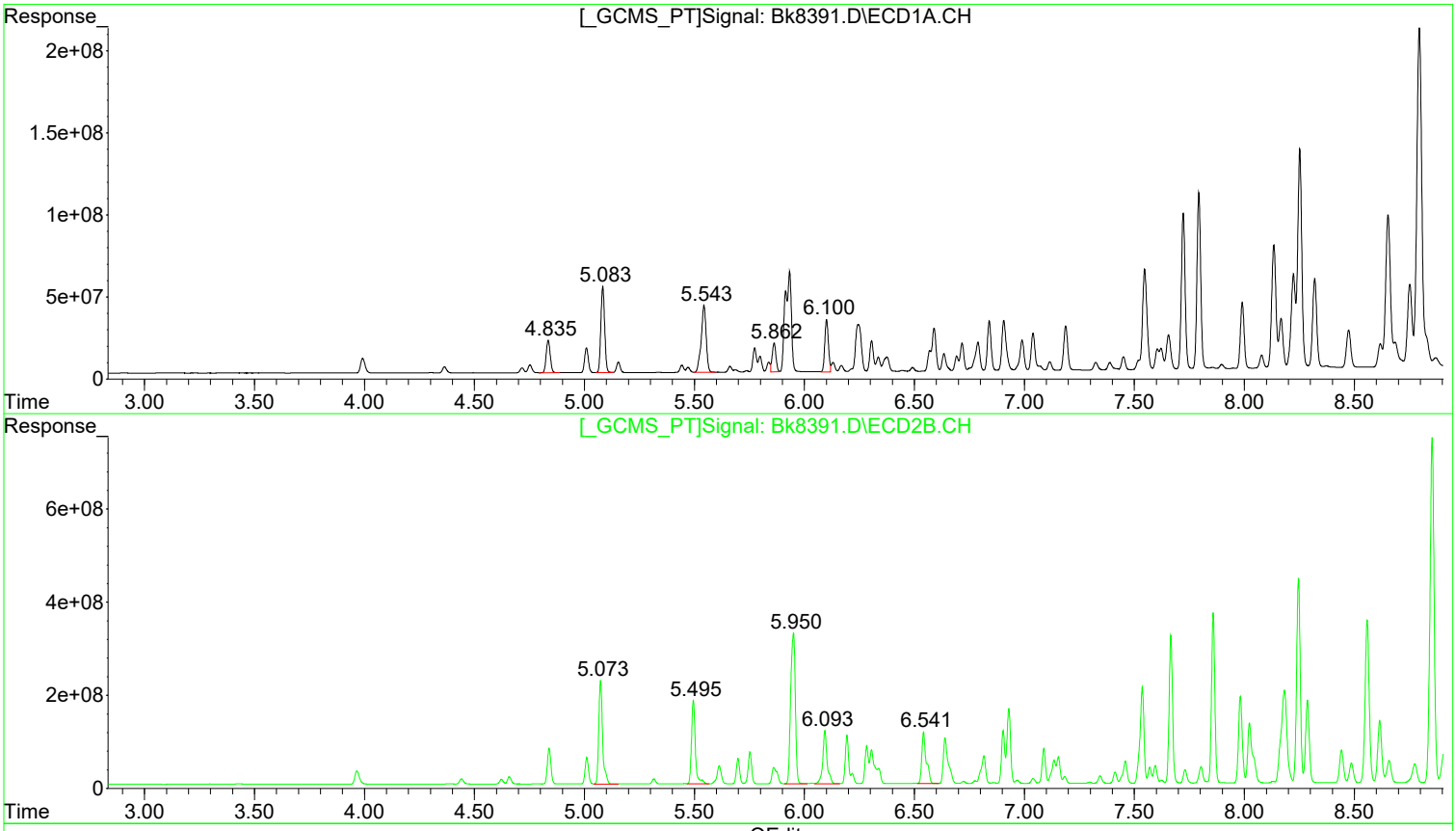

(13) PCB 1232 (L3c)

R.T.	Response	Conc
4.84	255341456	552.08
5.08	634119055	513.39
5.54	642342641	503.83
5.86	208979188	208.00
6.10	361977926	316.39

(13) PCB 1232 #2 (L3c)

R.T.	Response	Conc
5.07	2709063743	585.36
5.50	2189114401	548.05
5.95	4781086875	559.15
6.09	1584331340	579.58
6.54	1572213668	417.32

Manual Integration:

After

Poor integration.

06/17/21

(+) = Expected Retention Time

1st DM 06/21/21
2nd BA 06/21/21

Quantitation Report (QT Reviewed)

Data Path : I:\ACQUDATA\6890G\Data\061621\
Data File : Bk8391.D
Signal(s) : Signal #1: ECD1A.CH Signal #2: ECD2B.CH
Acq On : 16 Jun 2021 7:07 pm
Operator : B.Allgeier
Sample : 1232/62 MH
Misc : 8082
ALS Vial : 12 Sample Multiplier: 1

Integration File signal 1: AUTOINT1.E
Integration File signal 2: AUTOINT2.E
Quant Time: Jun 17 09:53:26 2021
Quant Method : I:\ACQUDATA\6890G\Methods\G-PCB061621.M
Quant Title : 608/8082 PCB'S
QLast Update : Thu Jun 17 09:41:19 2021
Response via : Initial Calibration
Integrator: ChemStation 6890 Scale Mode: Large solvent peaks clipped

Volume Inj. : 2uL
Signal #1 Phase : DB-1701 Signal #2 Phase: DB-17
Signal #1 Info : 0.32mm 30m Signal #2 Info : 0.32mm 30m

Compound	RT#1	RT#2	Resp#1	Resp#2	ug/l	ug/l
System Monitoring Compounds						
Target Compounds						
Sum PCB 1016			0	0	N.D.	N.D.
Average PCB 1016					0.000	0.000
Sum PCB 1221			0	0	N.D.	N.D.
Average PCB 1221					0.000	0.000
13) L3c PCB 1232	4.836	5.073	255.3E6	2709.1E6	552.081	585.364
14) L3c PCB 1232{2}	5.084	5.495	634.1E6	2189.1E6	513.388	548.047
15) L3c PCB 1232{3}	5.543	5.950	642.3E6	4781.1E6	503.827	559.153
16) L3c PCB 1232{4}	6.100f	6.093	361.8E6	1584.3E6	360.060m	579.582 #
17) L3c PCB 1232{5}	6.305f	6.542	207.2E6	1572.2E6	181.088m	417.317 #
Sum PCB 1232			2100.7E6	12835.8E6	2110.445	2689.463
Average PCB 1232					422.089	537.893
Sum PCB 1242			0	0	N.D.	N.D.
Average PCB 1242					0.000	0.000
Sum PCB 1248			0	0	N.D.	N.D.
Average PCB 1248					0.000	0.000
Sum PCB 1254			0	0	N.D.	N.D.
Average PCB 1254					0.000	0.000
Sum PCB 1260			0	0	N.D.	N.D.
Average PCB 1260					0.000	0.000
Sum PCB 1268			0	0	N.D.	N.D.
Average PCB 1268					0.000	0.000
43) L9C PCB 1262	7.547	7.536	922.8E6	2663.3E6	486.648	551.964
44) L9C PCB 1262{2}	7.793	7.666	1287.5E6	3461.1E6	553.779	581.179
45) L9C PCB 1262{3}	8.252	8.246	1738.7E6	5074.7E6	562.858m	697.393
46) L9C PCB 1262{4}	9.294	8.854	1443.1E6	9721.8E6	694.940	724.203
47) L9C PCB 1262{5}	10.162	10.207	1706.2E6	3217.8E6	632.748	648.598
Sum PCB 1262			7098.3E6	24138.8E6	2930.972	3203.337
Average PCB 1262					586.194	640.667

(f)=RT Delta > 1/2 Window (#)=Amounts differ by > 25% (m)=manual int.

1st DM 06/21/21
2nd BA 06/21/21

Quantitation Report (QT Reviewed)

Data Path : I:\ACQUDATA\6890G\Data\061621\
Data File : Bk8391.D
Signal(s) : Signal #1: ECD1A.CH Signal #2: ECD2B.CH
Acq On : 16 Jun 2021 7:07 pm
Operator : B.Allgeier
Sample : 1232/62 MH
Misc : 8082
ALS Vial : 12 Sample Multiplier: 1

Integration File signal 1: AUTOINT1.E
Integration File signal 2: AUTOINT2.E
Quant Time: Jun 17 09:53:26 2021
Quant Method : I:\ACQUDATA\6890G\Methods\G-PCB061621.M
Quant Title : 608/8082 PCB'S
QLast Update : Thu Jun 17 09:41:19 2021
Response via : Initial Calibration
Integrator: ChemStation 6890 Scale Mode: Large solvent peaks clipped

Volume Inj. : 2uL
Signal #1 Phase : DB-1701 Signal #2 Phase: DB-17
Signal #1 Info : 0.32mm 30m Signal #2 Info : 0.32mm 30m

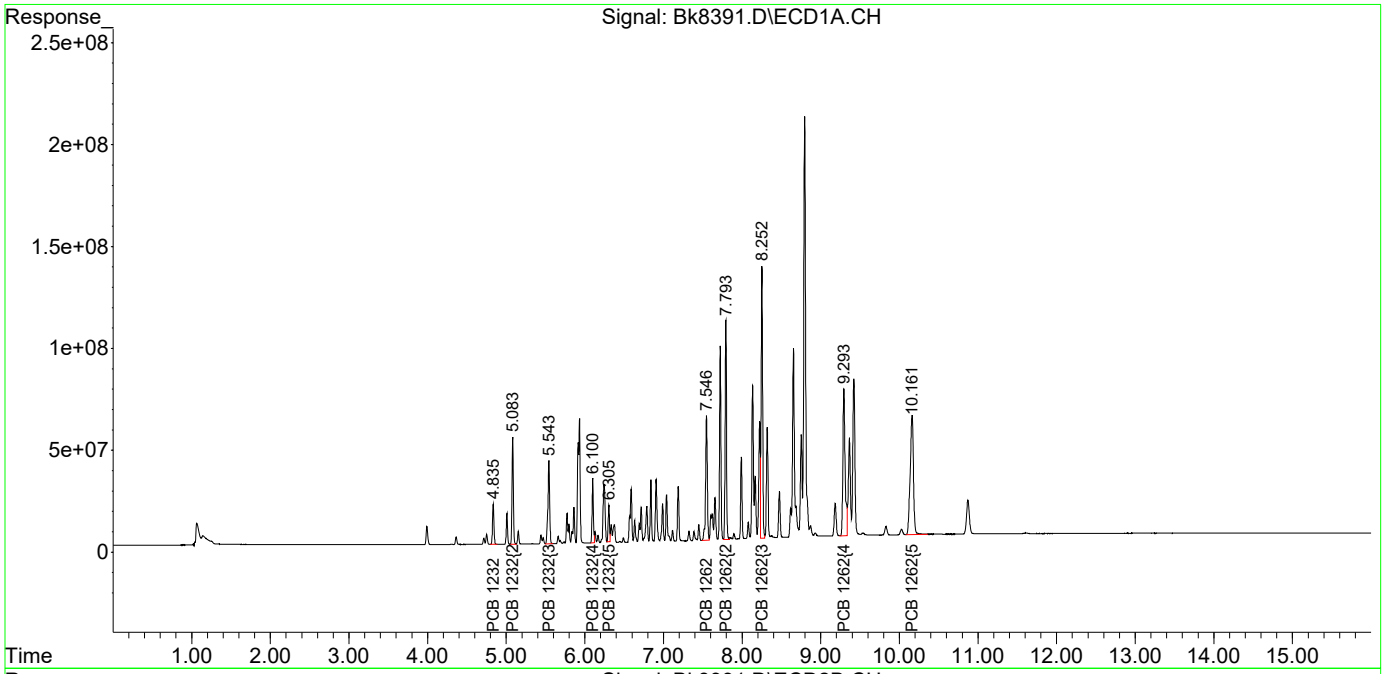

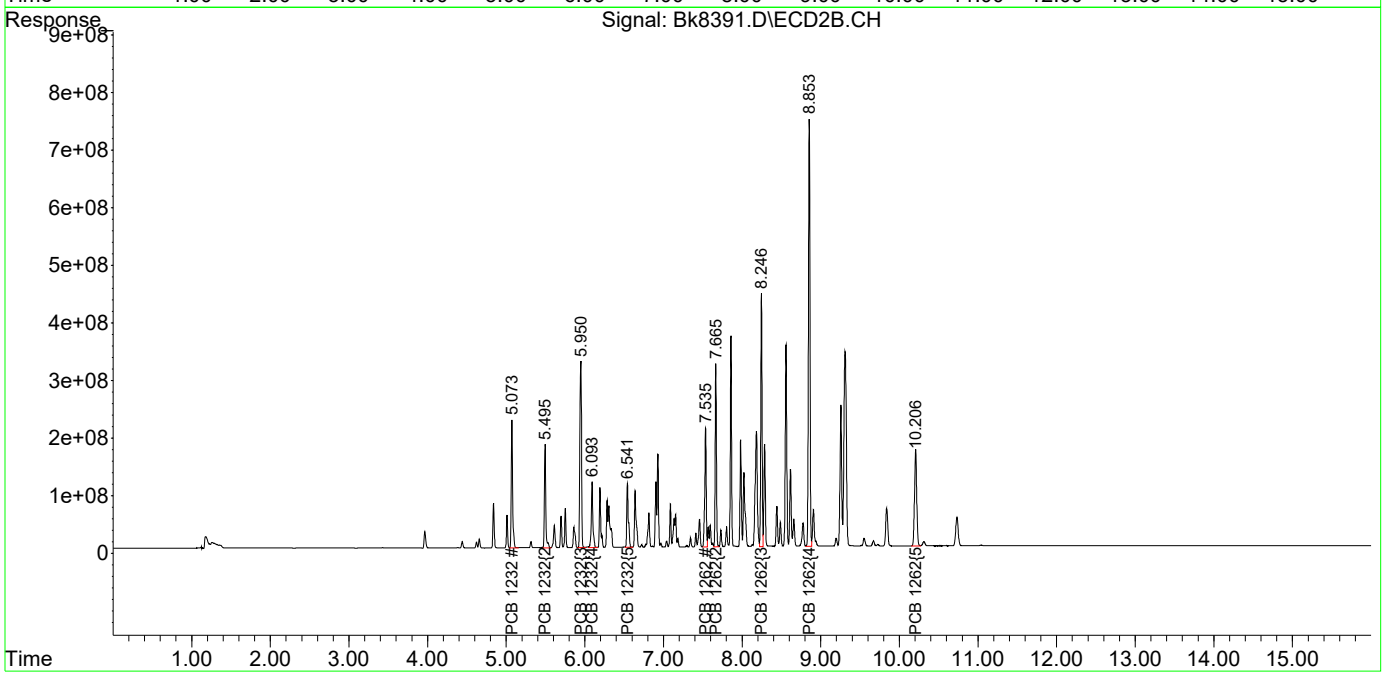

1st DM 06/21/21
2nd BA 06/21/21

Quantitation Report (Qedit)

Data Path : I:\ACQUDATA\6890G\Data\061621\
Data File : Bk8392.D
Signal(s) : Signal #1: ECD1A.CH Signal #2: ECD2B.CH
Acq On : 16 Jun 2021 7:27 pm
Operator : B.Allgeier
Sample : 1232/62 H
Misc : 8082
ALS Vial : 13 Sample Multiplier: 1

Integration File signal 1: AUTOINT1.E
Integration File signal 2: AUTOINT2.E
Quant Time: Jun 17 09:53:32 2021
Quant Method : I:\ACQUDATA\6890G\Methods\G-PCB061621.M
Quant Title : 608/8082 PCB'S
QLast Update : Thu Jun 17 09:41:19 2021
Response via : Initial Calibration
Integrator: ChemStation 6890 Scale Mode: Large solvent peaks clipped

Volume Inj. : 2uL
Signal #1 Phase : DB-1701 Signal #2 Phase: DB-17
Signal #1 Info : 0.32mm 30m Signal #2 Info : 0.32mm 30m

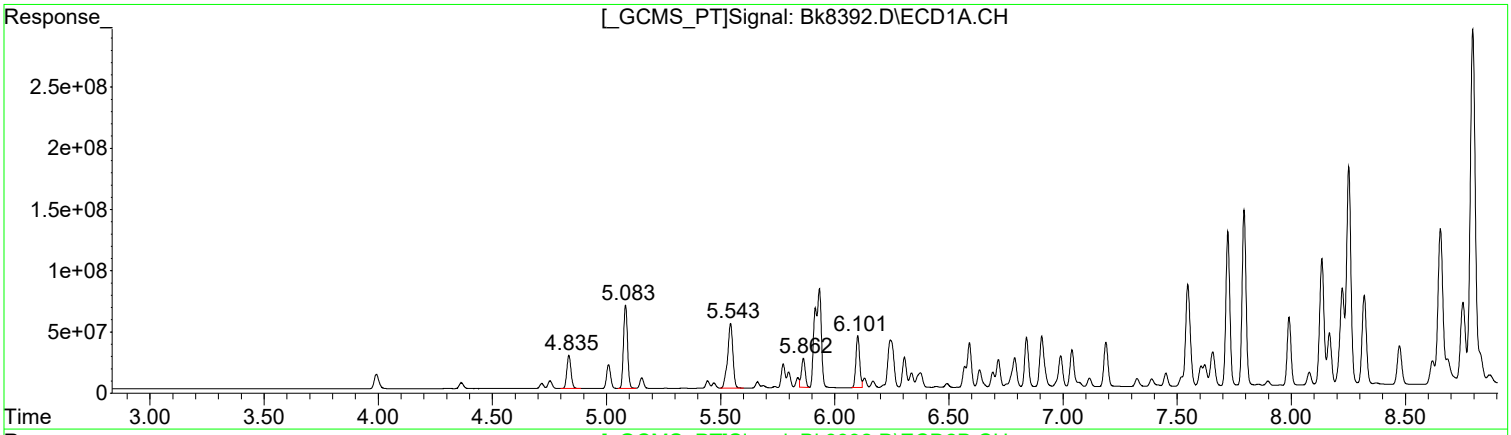

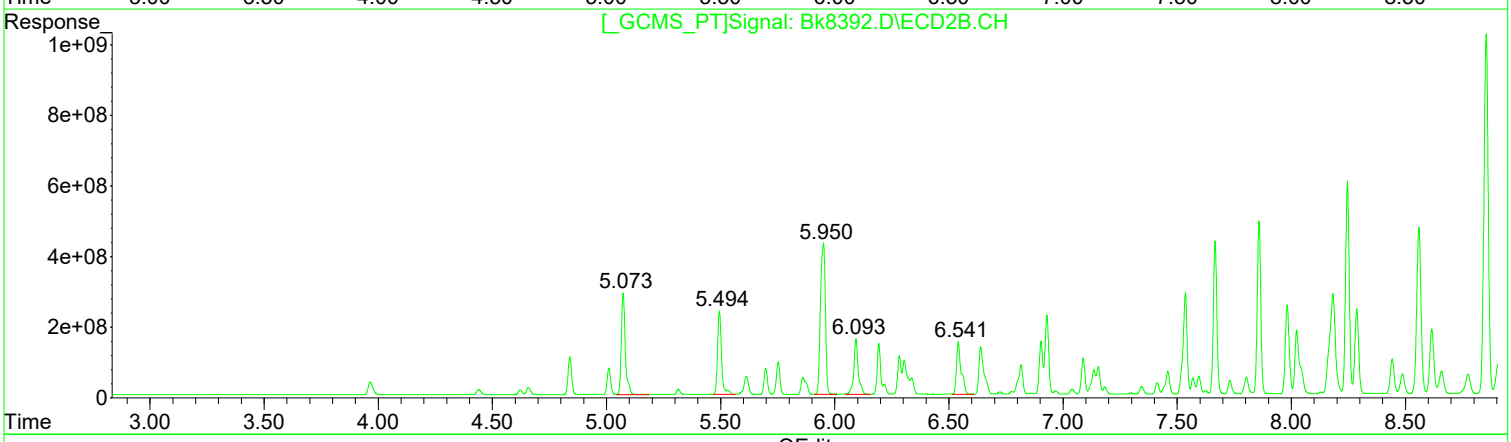

(13) PCB 1232 (L3c)

R.T.	Response	Conc
4.84	342066116	739.59
5.08	833186639	674.55
5.54	850949361	667.45
5.86	280229907	278.91
6.10	487531225	426.13

(13) PCB 1232 #2 (L3c)

R.T.	Response	Conc
5.07	3537137671	764.29
5.49	2874622014	719.66
5.95	6420517111	750.89
6.09	2132950975	780.28
6.54	2108223084	559.59

Manual Integration:

After

Poor integration.

06/17/21

(+) = Expected Retention Time

1st DM 06/21/21
2nd BA 06/21/21

Quantitation Report (QT Reviewed)

Data Path : I:\ACQUDATA\6890G\Data\061621\
Data File : Bk8392.D
Signal(s) : Signal #1: ECD1A.CH Signal #2: ECD2B.CH
Acq On : 16 Jun 2021 7:27 pm
Operator : B.Allgeier
Sample : 1232/62 H
Misc : 8082
ALS Vial : 13 Sample Multiplier: 1

Integration File signal 1: AUTOINT1.E
Integration File signal 2: AUTOINT2.E
Quant Time: Jun 17 09:53:32 2021
Quant Method : I:\ACQUDATA\6890G\Methods\G-PCB061621.M
Quant Title : 608/8082 PCB'S
QLast Update : Thu Jun 17 09:41:19 2021
Response via : Initial Calibration
Integrator: ChemStation 6890 Scale Mode: Large solvent peaks clipped

Volume Inj. : 2uL
Signal #1 Phase : DB-1701 Signal #2 Phase: DB-17
Signal #1 Info : 0.32mm 30m Signal #2 Info : 0.32mm 30m

Compound	RT#1	RT#2	Resp#1	Resp#2	ug/l	ug/l
System Monitoring Compounds						
Target Compounds						
Sum PCB 1016			0	0	N.D.	N.D.
Average PCB 1016					0.000	0.000
Sum PCB 1221			0	0	N.D.	N.D.
Average PCB 1221					0.000	0.000
13) L3c PCB 1232	4.835	5.073	342.1E6	3537.1E6	739.591	764.291
14) L3c PCB 1232{2}	5.084	5.495	833.2E6	2874.6E6	674.555	719.665
15) L3c PCB 1232{3}	5.544	5.950	850.9E6	6420.5E6	667.450	750.886
16) L3c PCB 1232{4}	5.862f	6.093	280.2E6	2133.0E6	278.914m	780.279 #
17) L3c PCB 1232{5}	6.101f	6.541	487.5E6	2108.2E6	426.130m	559.591 #
Sum PCB 1232			2794.0E6	17073.5E6	2786.639	3574.712
Average PCB 1232					557.328	714.942
Sum PCB 1242			0	0	N.D.	N.D.
Average PCB 1242					0.000	0.000
Sum PCB 1248			0	0	N.D.	N.D.
Average PCB 1248					0.000	0.000
Sum PCB 1254			0	0	N.D.	N.D.
Average PCB 1254					0.000	0.000
Sum PCB 1260			0	0	N.D.	N.D.
Average PCB 1260					0.000	0.000
Sum PCB 1268			0	0	N.D.	N.D.
Average PCB 1268					0.000	0.000
43) L9C PCB 1262	7.547	7.536	1243.4E6	3609.5E6	655.715	748.045
44) L9C PCB 1262{2}	7.793	7.666	1734.2E6	4682.1E6	745.891	786.192
45) L9C PCB 1262{3}	8.252	8.246	2324.9E6	6808.2E6	752.633	935.620
46) L9C PCB 1262{4}	9.294	8.854	1977.5E6	13410.1E6	952.305	998.954
47) L9C PCB 1262{5}	10.161	10.206	2339.3E6	4375.1E6	867.560	881.884
Sum PCB 1262			9619.3E6	32885.0E6	3974.104	4350.696
Average PCB 1262					794.821	870.139

(f)=RT Delta > 1/2 Window (#)=Amounts differ by > 25% (m)=manual int.

Quantitation Report (QT Reviewed)

Data Path : I:\ACQUDATA\6890G\Data\061621\
Data File : Bk8392.D
Signal(s) : Signal #1: ECD1A.CH Signal #2: ECD2B.CH
Acq On : 16 Jun 2021 7:27 pm
Operator : B.Allgeier
Sample : 1232/62 H
Misc : 8082
ALS Vial : 13 Sample Multiplier: 1

Integration File signal 1: AUTOINT1.E
Integration File signal 2: AUTOINT2.E
Quant Time: Jun 17 09:53:32 2021
Quant Method : I:\ACQUDATA\6890G\Methods\G-PCB061621.M
Quant Title : 608/8082 PCB'S
QLast Update : Thu Jun 17 09:41:19 2021
Response via : Initial Calibration
Integrator: ChemStation 6890 Scale Mode: Large solvent peaks clipped

Volume Inj. : 2uL
Signal #1 Phase : DB-1701 Signal #2 Phase: DB-17
Signal #1 Info : 0.32mm 30m Signal #2 Info : 0.32mm 30m

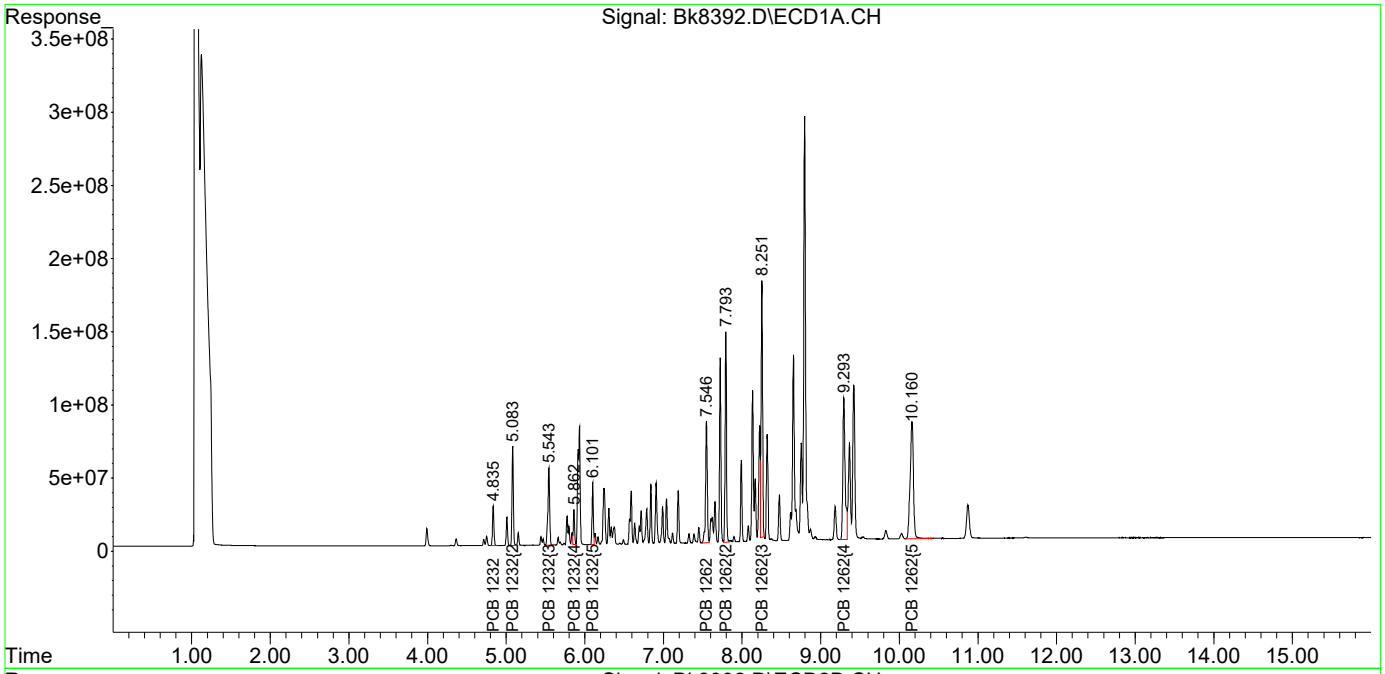

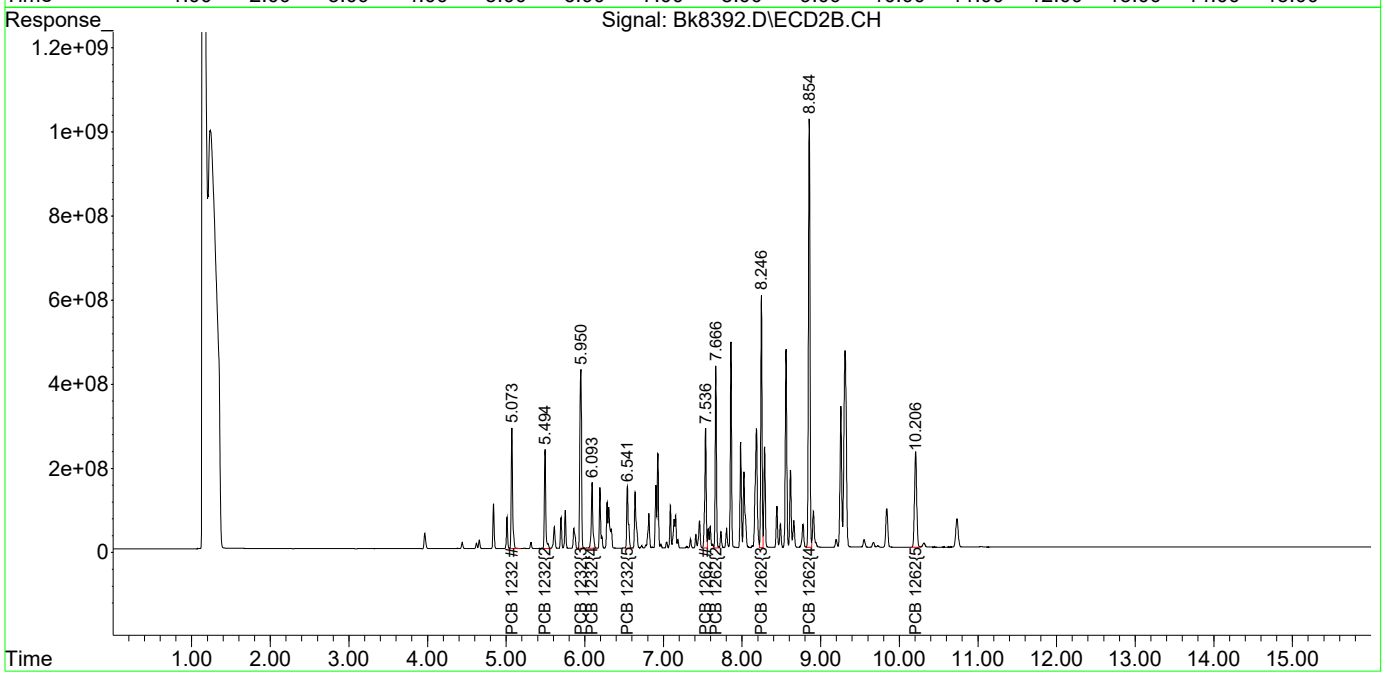

1st DM 06/21/21
2nd BA 06/21/21

Quantitation Report (Qedit)

Data Path : I:\ACQUDATA\6890G\Data\061621\
Data File : Bk8393.D
Signal(s) : Signal #1: ECD1A.CH Signal #2: ECD2B.CH
Acq On : 16 Jun 2021 7:47 pm
Operator : B.Allgeier
Sample : 1242/68 LL
Misc : 8082
ALS Vial : 14 Sample Multiplier: 1

Integration File signal 1: AUTOINT1.E
Integration File signal 2: AUTOINT2.E
Quant Time: Jun 17 08:58:56 2021
Quant Method : I:\ACQUDATA\6890G\Methods\G-PCB061621.M
Quant Title : 608/8082 PCB'S
QLast Update : Wed Jun 16 14:53:45 2021
Response via : Initial Calibration
Integrator: ChemStation 6890 Scale Mode: Large solvent peaks clipped

Volume Inj. : 2uL
Signal #1 Phase : DB-1701 Signal #2 Phase: DB-17
Signal #1 Info : 0.32mm 30m Signal #2 Info : 0.32mm 30m

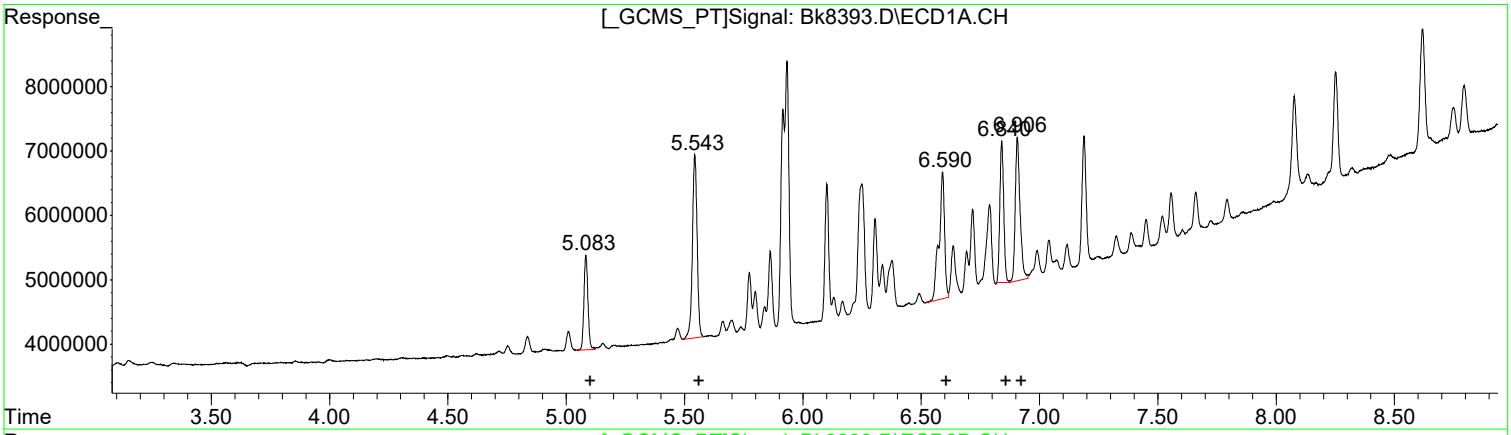

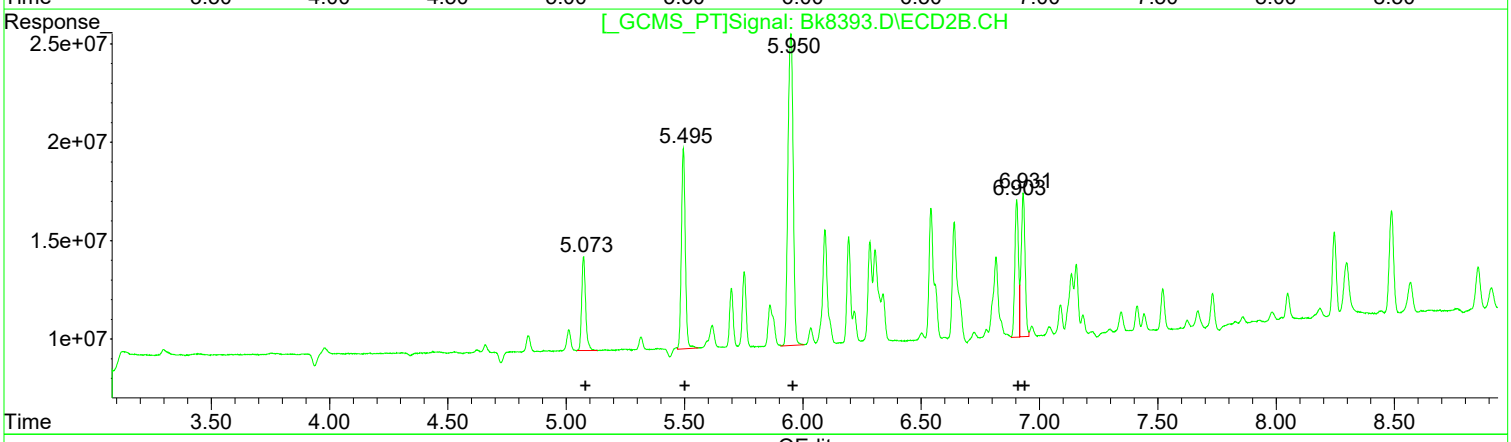

QEdit

(18) PCB 1242 (L4c)

R.T.	Response	Conc
5.08	17269231	41.14
5.54	39456455	43.28
6.59	32373320	46.91
6.84	25927717	46.14
6.91	31215199	45.12

(18) PCB 1242 #2 (L4c)

R.T.	Response	Conc
5.07	55659169	24.64
5.49	117312623	25.87
5.95	241776990	25.33
6.90	72784102	28.71
6.93	84483420	28.85

Manual Integration:

After

Poor integration.

06/17/21

(+) = Expected Retention Time

1st DM 06/21/21
2nd BA 06/21/21

Quantitation Report (Qedit)

Data Path : I:\ACQUDATA\6890G\Data\061621\
Data File : Bk8393.D
Signal(s) : Signal #1: ECD1A.CH Signal #2: ECD2B.CH
Acq On : 16 Jun 2021 7:47 pm
Operator : B.Allgeier
Sample : 1242/68 LL
Misc : 8082
ALS Vial : 14 Sample Multiplier: 1

Integration File signal 1: AUTOINT1.E
Integration File signal 2: AUTOINT2.E
Quant Time: Jun 17 08:58:56 2021
Quant Method : I:\ACQUDATA\6890G\Methods\G-PCB061621.M
Quant Title : 608/8082 PCB'S
QLast Update : Wed Jun 16 14:53:45 2021
Response via : Initial Calibration
Integrator: ChemStation 6890 Scale Mode: Large solvent peaks clipped

Volume Inj. : 2uL
Signal #1 Phase : DB-1701 Signal #2 Phase: DB-17
Signal #1 Info : 0.32mm 30m Signal #2 Info : 0.32mm 30m

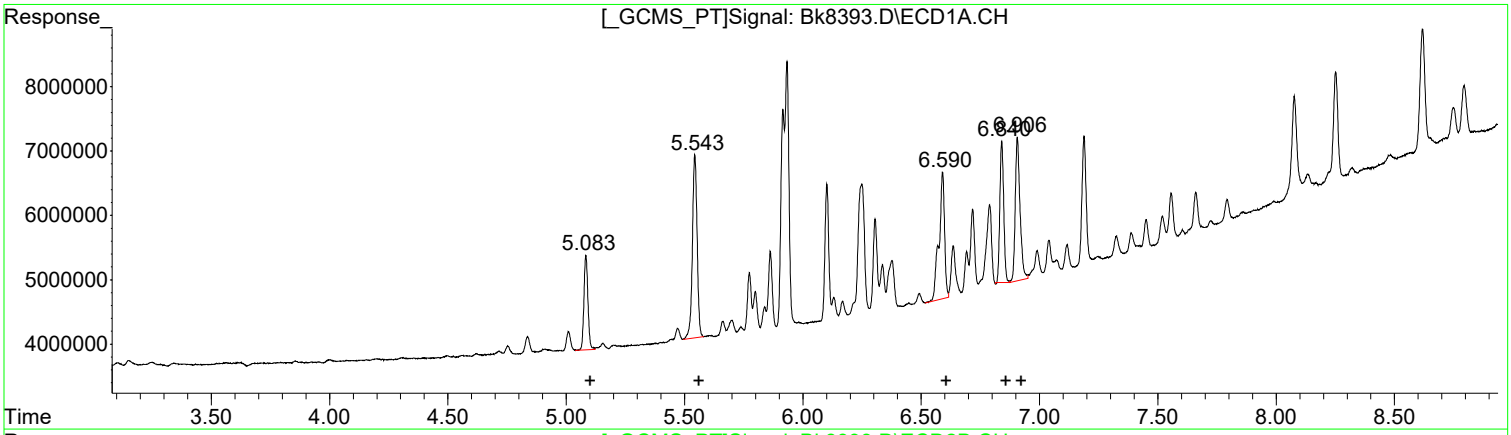

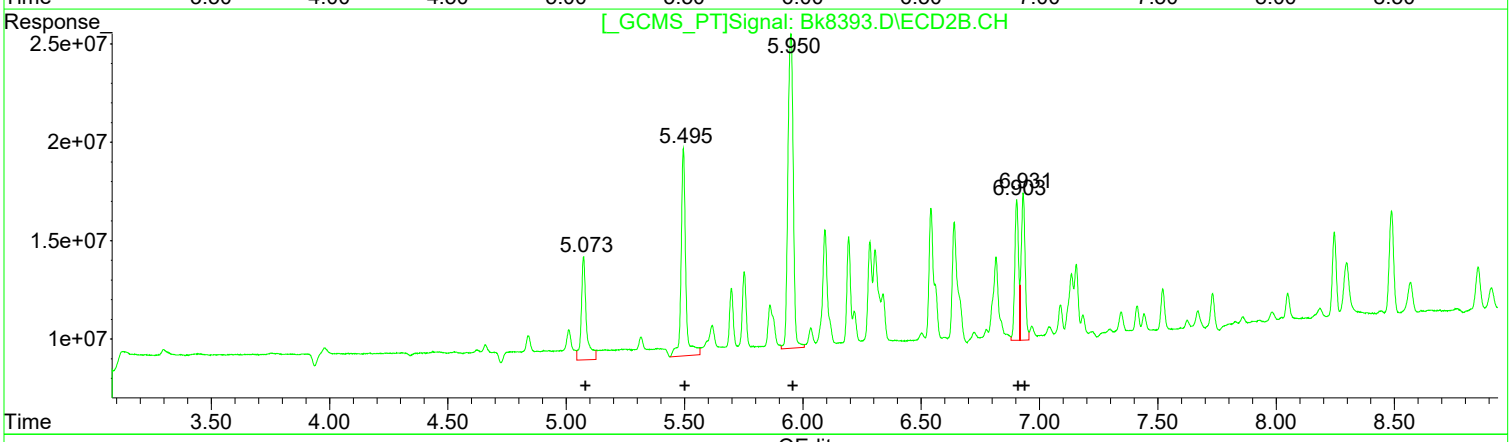

QEdit

(18) PCB 1242 (L4c)

R.T.	Response	Conc
5.08	17269231	41.14
5.54	39456455	43.28
6.59	32373320	46.91
6.84	25927717	46.14
6.91	31215199	45.12

(18) PCB 1242 #2 (L4c)

R.T.	Response	Conc
5.07	78340858	34.68
5.49	142980303	31.53
5.95	249557918	26.15
6.90	78076210	30.80
6.93	88327427	30.16

Manual Integration:

Before

06/17/21

(+) = Expected Retention Time

1st DM 06/21/21
2nd BA 06/21/21

Quantitation Report (Qedit)

Data Path : I:\ACQUDATA\6890G\Data\061621\
Data File : Bk8393.D
Signal(s) : Signal #1: ECD1A.CH Signal #2: ECD2B.CH
Acq On : 16 Jun 2021 7:47 pm
Operator : B.Allgeier
Sample : 1242/68 LL
Misc : 8082
ALS Vial : 14 Sample Multiplier: 1

Integration File signal 1: AUTOINT1.E
Integration File signal 2: AUTOINT2.E
Quant Time: Jun 17 08:58:56 2021
Quant Method : I:\ACQUDATA\6890G\Methods\G-PCB061621.M
Quant Title : 608/8082 PCB'S
QLast Update : Wed Jun 16 14:53:45 2021
Response via : Initial Calibration
Integrator: ChemStation 6890 Scale Mode: Large solvent peaks clipped

Volume Inj. : 2uL
Signal #1 Phase : DB-1701 Signal #2 Phase: DB-17
Signal #1 Info : 0.32mm 30m Signal #2 Info : 0.32mm 30m

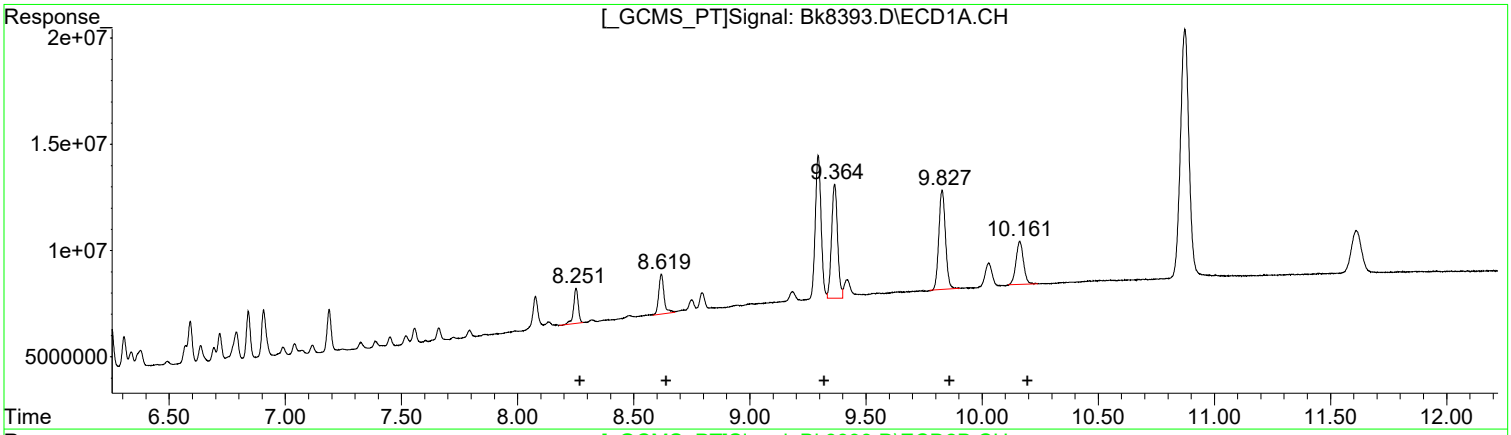

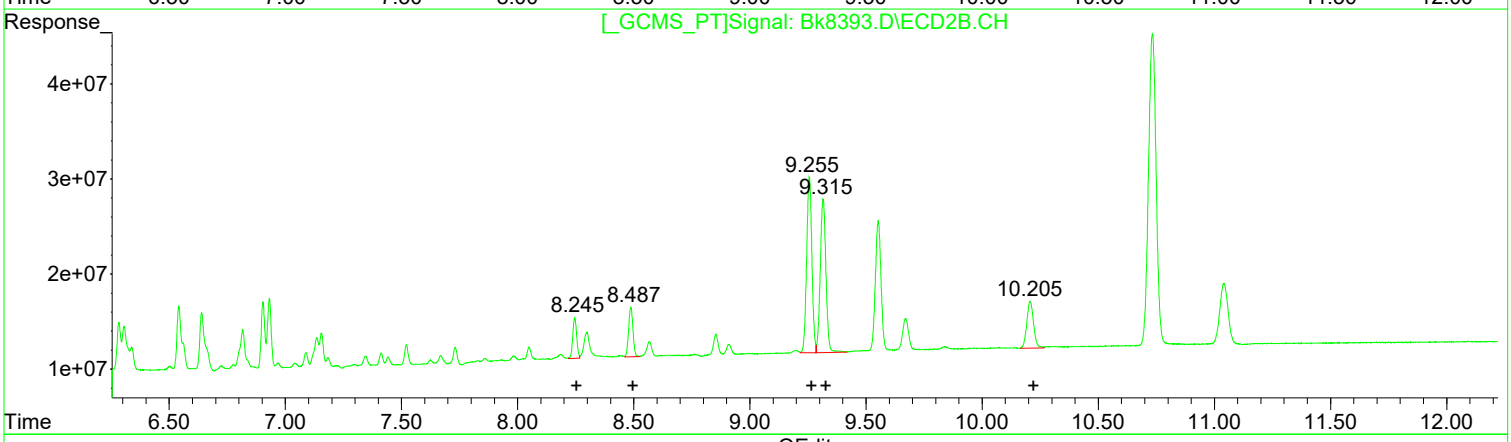

QEdit

(38) PCB 1268 (L8C)

R.T.	Response	Conc
8.25	25359560	49.44
8.62	29536034	43.83
9.36	96768714	38.57
9.83	92886431	43.69
10.16	45260937	43.58

(38) PCB 1268 #2 (L8C)

R.T.	Response	Conc
8.25	50098892	24.09
8.49	68310858	25.29
9.26	289836154	24.35
9.32	273144339	21.07
10.21	99030419	24.37

Manual Integration:

After

Poor integration.

06/17/21

(+) = Expected Retention Time

1st DM 06/21/21
2nd BA 06/21/21

Quantitation Report (QT Reviewed)

Data Path : I:\ACQUDATA\6890G\Data\061621\
Data File : Bk8393.D
Signal(s) : Signal #1: ECD1A.CH Signal #2: ECD2B.CH
Acq On : 16 Jun 2021 7:47 pm
Operator : B.Allgeier
Sample : 1242/68 LL
Misc : 8082
ALS Vial : 14 Sample Multiplier: 1

Integration File signal 1: AUTOINT1.E
Integration File signal 2: AUTOINT2.E
Quant Time: Jun 17 08:58:56 2021
Quant Method : I:\ACQUDATA\6890G\Methods\G-PCB061621.M
Quant Title : 608/8082 PCB'S
QLast Update : Wed Jun 16 14:53:45 2021
Response via : Initial Calibration
Integrator: ChemStation 6890 Scale Mode: Large solvent peaks clipped

Volume Inj. : 2uL
Signal #1 Phase : DB-1701 Signal #2 Phase: DB-17
Signal #1 Info : 0.32mm 30m Signal #2 Info : 0.32mm 30m

Compound	RT#1	RT#2	Resp#1	Resp#2	ug/l	ug/l
System Monitoring Compounds						
Target Compounds						
Sum PCB 1016			0	0	N.D.	N.D.
Average PCB 1016					0.000	0.000
Sum PCB 1221			0	0	N.D.	N.D.
Average PCB 1221					0.000	0.000
Sum PCB 1232			0	0	N.D.	N.D.
Average PCB 1232					0.000	0.000
18) L4c PCB 1242	5.083	5.073	17269231	55659169	41.145	24.638m#
19) L4c PCB 1242{2}	5.544	5.495	39456455	117.3E6	43.282	25.873m#
20) L4c PCB 1242{3}	6.590	5.950	32373320	241.8E6	46.905	25.331m#
21) L4c PCB 1242{4}	6.841	6.903	25927717	72784102	46.142	28.713m#
22) L4c PCB 1242{5}	6.906	6.931	31215199	84483420	45.117	28.851m#
Sum PCB 1242			146.2E6	572.0E6	222.591	133.406
Average PCB 1242					44.518	26.681
Sum PCB 1248			0	0	N.D.	N.D.
Average PCB 1248					0.000	0.000
Sum PCB 1254			0	0	N.D.	N.D.
Average PCB 1254					0.000	0.000
Sum PCB 1260			0	0	N.D.	N.D.
Average PCB 1260					0.000	0.000
38) L8C PCB 1268	8.252	8.245	25359560	50098892	49.440	24.086m#
39) L8C PCB 1268{2}	8.619	8.487	29536034	68310858	43.827m	25.292m#
40) L8C PCB 1268{3}	9.364f	9.256	96768714	289.8E6	38.572m	24.354 #
41) L8C PCB 1268{4}	9.827	9.315	92886431	273.1E6	43.692m	21.074 #
42) L8C PCB 1268{5}	10.161	10.206	45260937	99030419	43.582m	24.372 #
Sum PCB 1268			289.8E6	780.4E6	219.113	119.178
Average PCB 1268					43.823	23.836
Sum PCB 1262			0	0	N.D.	N.D.
Average PCB 1262					0.000	0.000

(f)=RT Delta > 1/2 Window (#)=Amounts differ by > 25% (m)=manual int.

Quantitation Report (QT Reviewed)

Data Path : I:\ACQUDATA\6890G\Data\061621\
Data File : Bk8393.D
Signal(s) : Signal #1: ECD1A.CH Signal #2: ECD2B.CH
Acq On : 16 Jun 2021 7:47 pm
Operator : B.Allgeier
Sample : 1242/68 LL
Misc : 8082
ALS Vial : 14 Sample Multiplier: 1

Integration File signal 1: AUTOINT1.E
Integration File signal 2: AUTOINT2.E
Quant Time: Jun 17 08:58:56 2021
Quant Method : I:\ACQUDATA\6890G\Methods\G-PCB061621.M
Quant Title : 608/8082 PCB'S
QLast Update : Wed Jun 16 14:53:45 2021
Response via : Initial Calibration
Integrator: ChemStation 6890 Scale Mode: Large solvent peaks clipped

Volume Inj. : 2uL
Signal #1 Phase : DB-1701 Signal #2 Phase: DB-17
Signal #1 Info : 0.32mm 30m Signal #2 Info : 0.32mm 30m

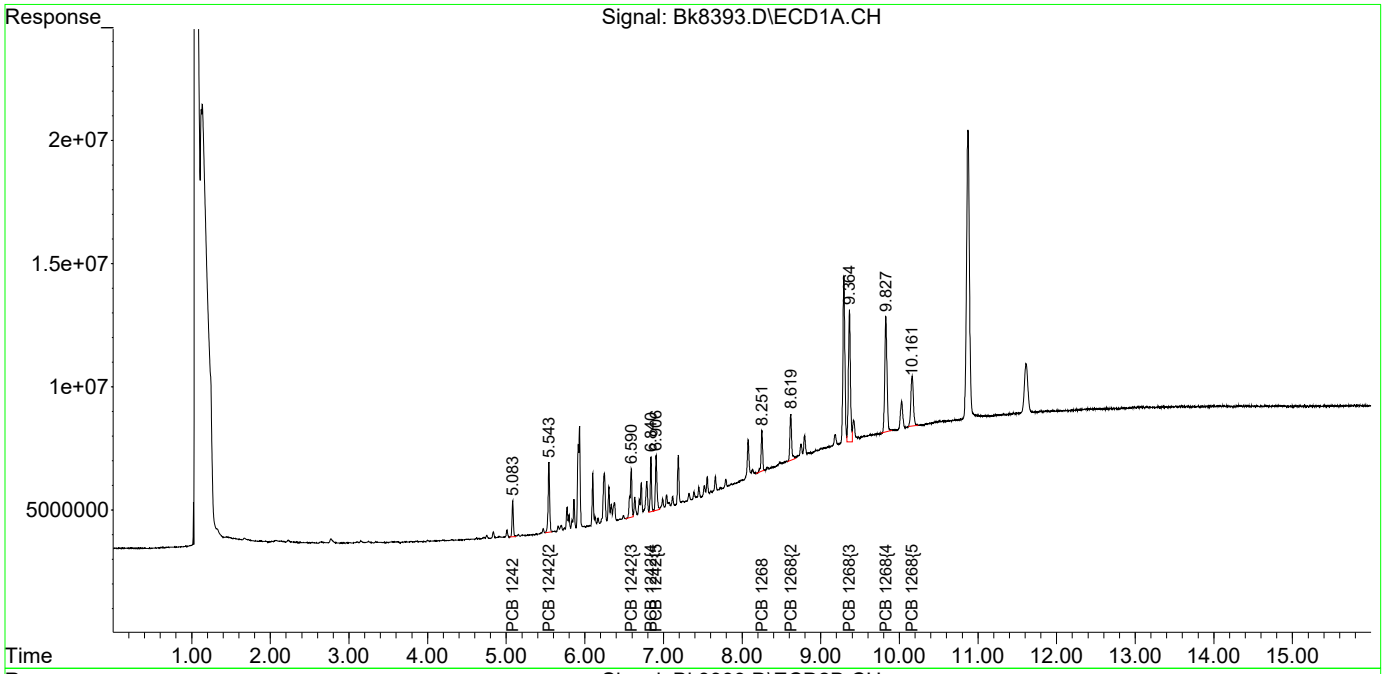

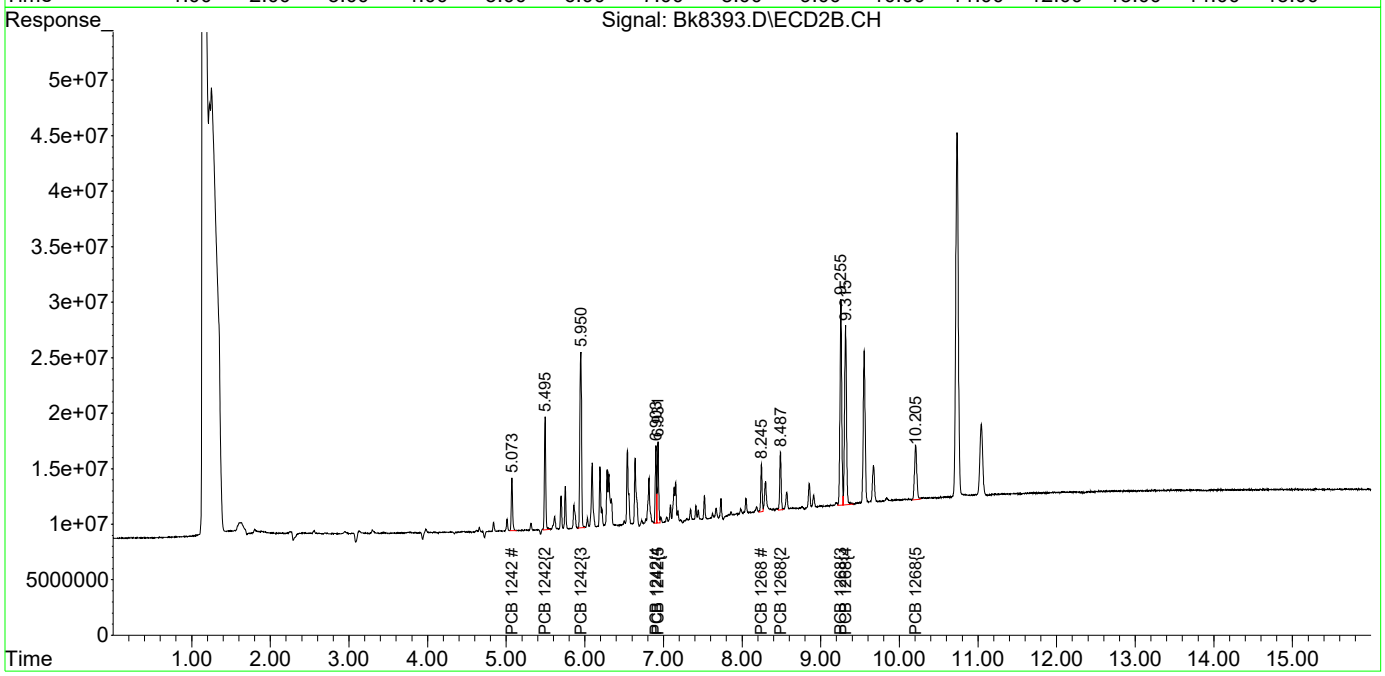

1st DM 06/21/21
2nd BA 06/21/21

Quantitation Report (Qedit)

Data Path : I:\ACQUDATA\6890G\Data\061621\
Data File : Bk8394.D
Signal(s) : Signal #1: ECD1A.CH Signal #2: ECD2B.CH
Acq On : 16 Jun 2021 8:06 pm
Operator : B.Allgeier
Sample : 1242/68 L
Misc : 8082
ALS Vial : 15 Sample Multiplier: 1

Integration File signal 1: AUTOINT1.E
Integration File signal 2: AUTOINT2.E
Quant Time: Jun 17 08:59:03 2021
Quant Method : I:\ACQUDATA\6890G\Methods\G-PCB061621.M
Quant Title : 608/8082 PCB'S
QLast Update : Wed Jun 16 14:53:45 2021
Response via : Initial Calibration
Integrator: ChemStation 6890 Scale Mode: Large solvent peaks clipped

Volume Inj. : 2uL
Signal #1 Phase : DB-1701 Signal #2 Phase: DB-17
Signal #1 Info : 0.32mm 30m Signal #2 Info : 0.32mm 30m

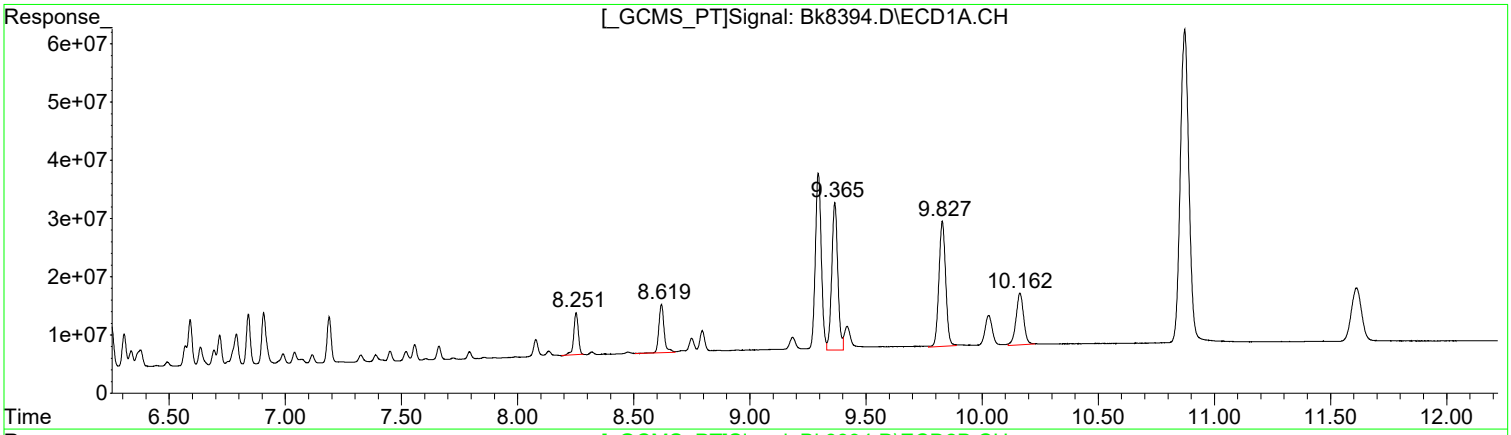

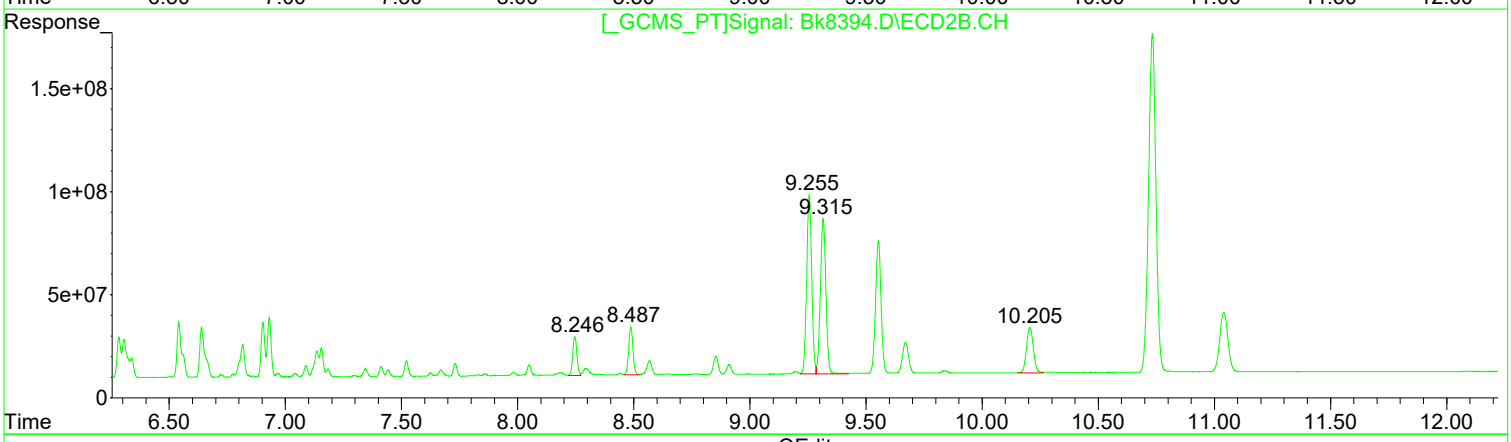

QEdit

(38) PCB 1268 (L8C)

R.T.	Response	Conc
8.25	99981364	194.92
8.62	131994427	195.86
9.37	459960858	183.34
9.83	433480689	203.90
10.16	200683930	193.24

(38) PCB 1268 #2 (L8C)

R.T.	Response	Conc
8.25	232250030	111.66
8.49	299611451	110.93
9.26	1318208961	110.77
9.32	1243783588	95.96
10.21	450913913	110.97

Manual Integration:

After

Poor integration.

06/17/21

(+) = Expected Retention Time

1st DM 06/21/21
2nd BA 06/21/21

Quantitation Report (QT Reviewed)

Data Path : I:\ACQUDATA\6890G\Data\061621\
Data File : Bk8394.D
Signal(s) : Signal #1: ECD1A.CH Signal #2: ECD2B.CH
Acq On : 16 Jun 2021 8:06 pm
Operator : B.Allgeier
Sample : 1242/68 L
Misc : 8082
ALS Vial : 15 Sample Multiplier: 1

Integration File signal 1: AUTOINT1.E
Integration File signal 2: AUTOINT2.E
Quant Time: Jun 17 08:59:03 2021
Quant Method : I:\ACQUDATA\6890G\Methods\G-PCB061621.M
Quant Title : 608/8082 PCB'S
QLast Update : Wed Jun 16 14:53:45 2021
Response via : Initial Calibration
Integrator: ChemStation 6890 Scale Mode: Large solvent peaks clipped

Volume Inj. : 2uL
Signal #1 Phase : DB-1701 Signal #2 Phase: DB-17
Signal #1 Info : 0.32mm 30m Signal #2 Info : 0.32mm 30m

Compound	RT#1	RT#2	Resp#1	Resp#2	ug/l	ug/l
System Monitoring Compounds						
1) S SURR1, TCMX	0.000	4.471	0	6608436	N.D.	0.036 #
Spiked Amount 100.000 Range 30 - 150 Recovery = 0.00%# 0.04%#						
2) S SURR2,Dec...	0.000	11.040	0	719.8E6	N.D.	8.350 #
Spiked Amount 100.000 Range 30 - 150 Recovery = 0.00%# 8.35%#						
Target Compounds						
Sum PCB 1016			0	0	N.D.	N.D.
Average PCB 1016					0.000	0.000
Sum PCB 1221			0	0	N.D.	N.D.
Average PCB 1221					0.000	0.000
Sum PCB 1232			0	0	N.D.	N.D.
Average PCB 1232					0.000	0.000
18) L4c PCB 1242	5.084	5.073	73514406	261.0E6	175.151	115.539 #
19) L4c PCB 1242{2}	5.544	5.495	167.3E6	501.6E6	183.570	110.632 #
20) L4c PCB 1242{3}	6.590	5.950	127.0E6	1052.0E6	184.074	110.216 #
21) L4c PCB 1242{4}	6.841	6.903	101.5E6	289.1E6	180.685	114.051 #
22) L4c PCB 1242{5}	6.907	6.931	124.3E6	329.4E6	179.634	112.499 #
Sum PCB 1242			593.7E6	2433.1E6	903.113	562.938
Average PCB 1242					180.623	112.588
Sum PCB 1248			0	0	N.D.	N.D.
Average PCB 1248					0.000	0.000
Sum PCB 1254			0	0	N.D.	N.D.
Average PCB 1254					0.000	0.000
Sum PCB 1260			0	0	N.D.	N.D.
Average PCB 1260					0.000	0.000
38) L8C PCB 1268	8.252	8.246	99981364	232.3E6	194.918	111.660 #
39) L8C PCB 1268{2}	8.619	8.487	132.0E6	299.6E6	195.860	110.932 #
40) L8C PCB 1268{3}	9.365f	9.255	460.0E6	1318.2E6	183.342m	110.766 #
41) L8C PCB 1268{4}	9.827	9.315	433.5E6	1243.8E6	203.902m	95.960 #
42) L8C PCB 1268{5}	10.162	10.205	200.7E6	450.9E6	193.238m	110.971 #
Sum PCB 1268			1326.1E6	3544.8E6	971.260	540.290
Average PCB 1268					194.252	108.058
Sum PCB 1262			0	0	N.D.	N.D.
Average PCB 1262					0.000	0.000

(f)=RT Delta > 1/2 Window (#)=Amounts differ by > 25% (m)=manual int.

Quantitation Report (QT Reviewed)

Data Path : I:\ACQUDATA\6890G\Data\061621\
Data File : Bk8394.D
Signal(s) : Signal #1: ECD1A.CH Signal #2: ECD2B.CH
Acq On : 16 Jun 2021 8:06 pm
Operator : B.Allgeier
Sample : 1242/68 L
Misc : 8082
ALS Vial : 15 Sample Multiplier: 1

Integration File signal 1: AUTOINT1.E
Integration File signal 2: AUTOINT2.E
Quant Time: Jun 17 08:59:03 2021
Quant Method : I:\ACQUDATA\6890G\Methods\G-PCB061621.M
Quant Title : 608/8082 PCB'S
QLast Update : Wed Jun 16 14:53:45 2021
Response via : Initial Calibration
Integrator: ChemStation 6890 Scale Mode: Large solvent peaks clipped

Volume Inj. : 2uL
Signal #1 Phase : DB-1701 Signal #2 Phase: DB-17
Signal #1 Info : 0.32mm 30m Signal #2 Info : 0.32mm 30m

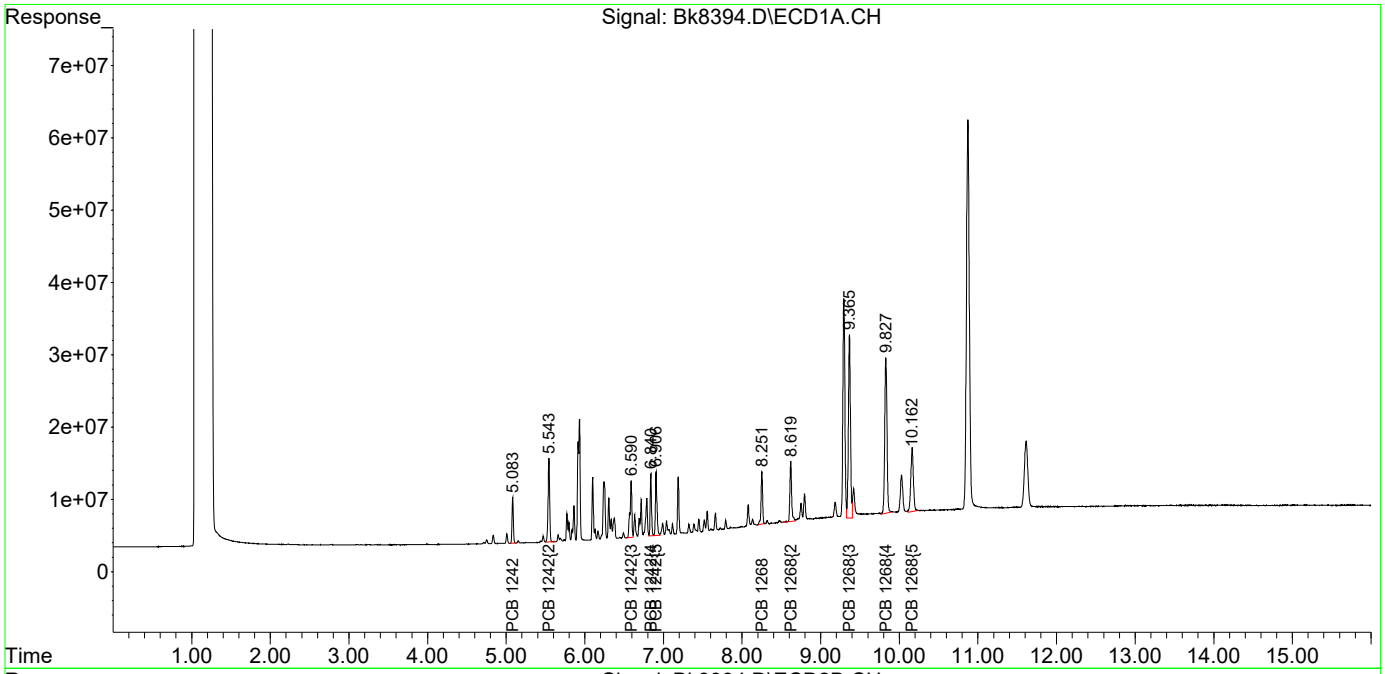

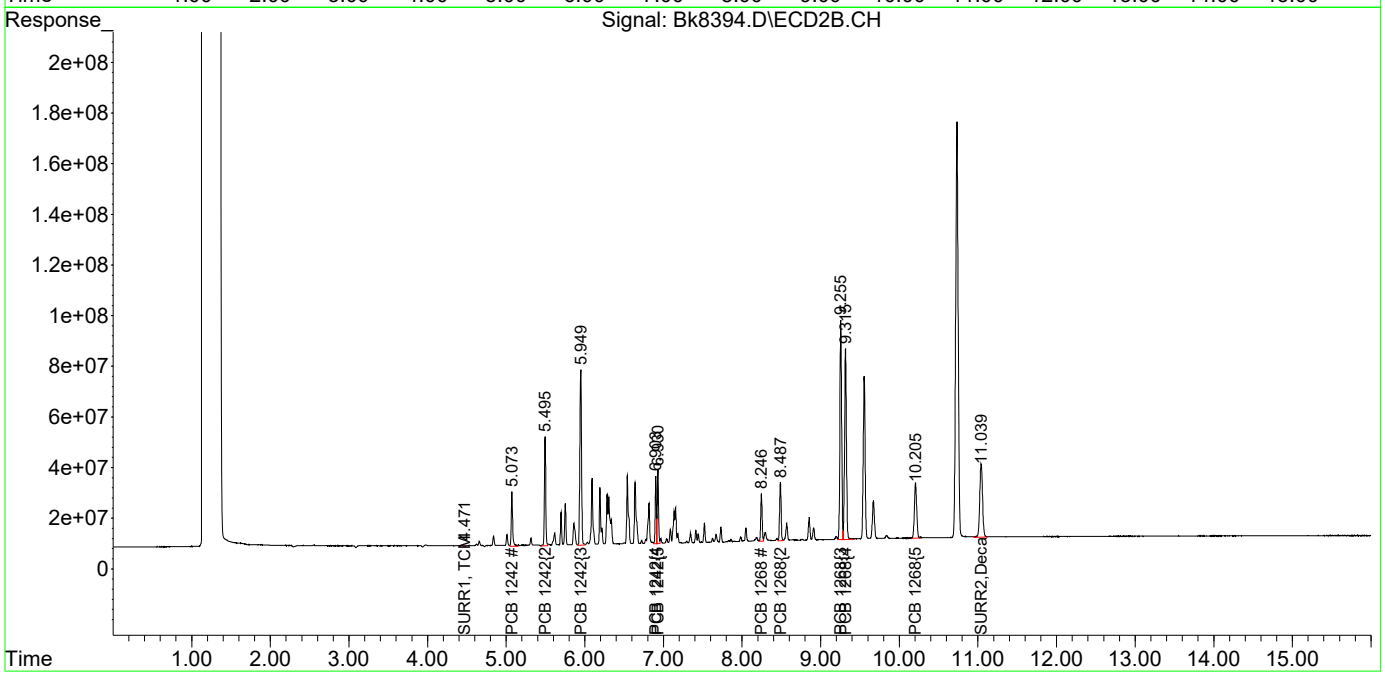

1st DM 06/21/21
2nd BA 06/21/21

Quantitation Report (Qedit)

Data Path : I:\ACQUDATA\6890G\Data\061621\
Data File : Bk8395.D
Signal(s) : Signal #1: ECD1A.CH Signal #2: ECD2B.CH
Acq On : 16 Jun 2021 8:26 pm
Operator : B.Allgeier
Sample : 1242/68 ML
Misc : 8082
ALS Vial : 16 Sample Multiplier: 1

Integration File signal 1: AUTOINT1.E
Integration File signal 2: AUTOINT2.E
Quant Time: Jun 17 08:59:10 2021
Quant Method : I:\ACQUDATA\6890G\Methods\G-PCB061621.M
Quant Title : 608/8082 PCB'S
QLast Update : Wed Jun 16 14:53:45 2021
Response via : Initial Calibration
Integrator: ChemStation 6890 Scale Mode: Large solvent peaks clipped

Volume Inj. : 2uL
Signal #1 Phase : DB-1701 Signal #2 Phase: DB-17
Signal #1 Info : 0.32mm 30m Signal #2 Info : 0.32mm 30m

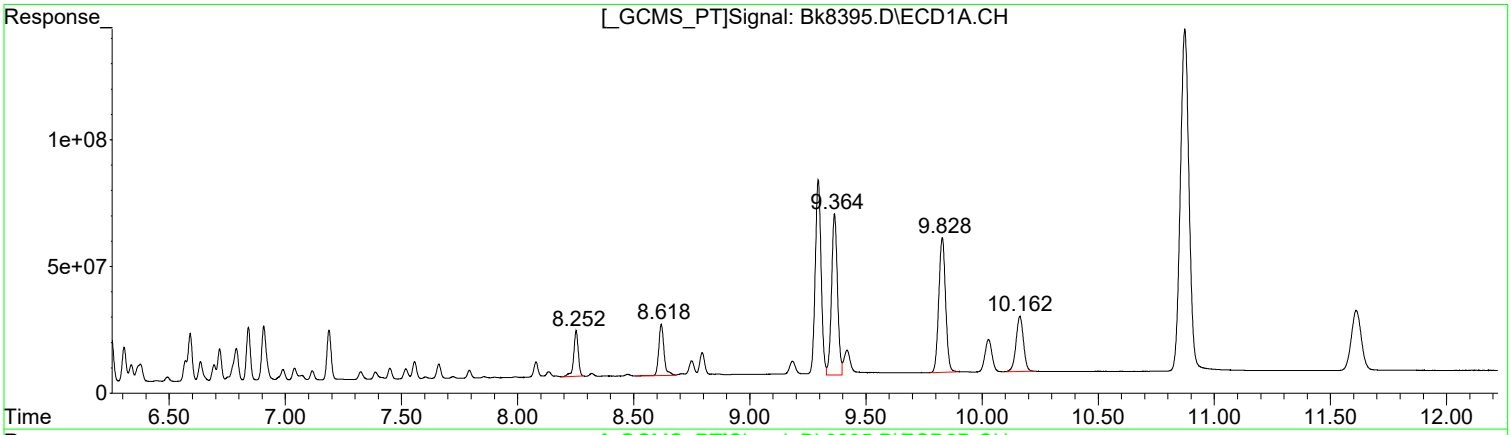

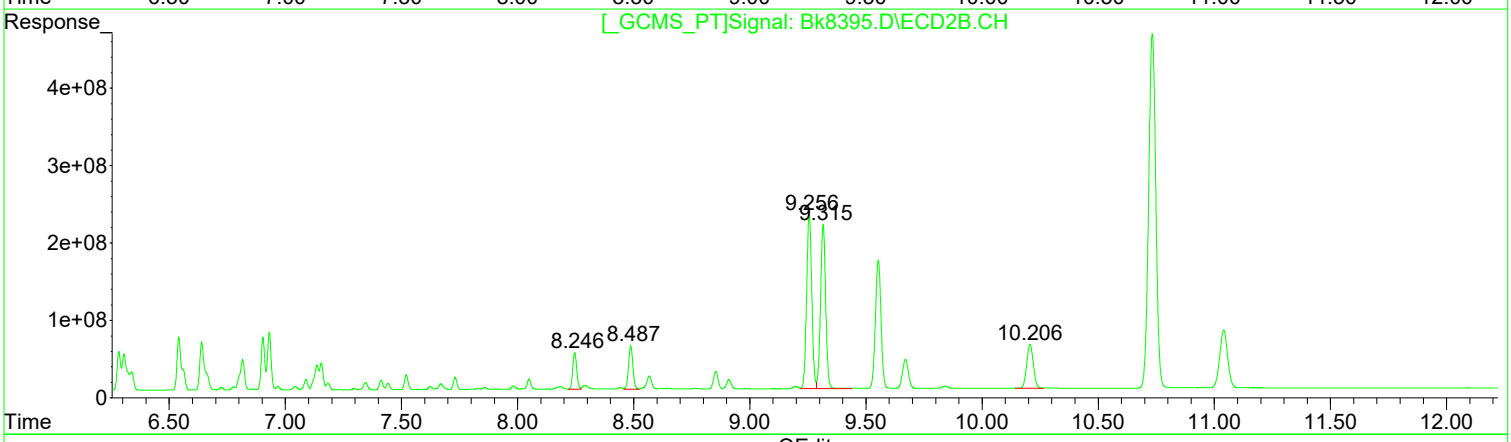

QEdit

(38) PCB 1268 (L8C)

R.T.	Response	Conc
8.25	246831040	481.21
8.62	317697353	471.41
9.36	1133630772	451.87
9.83	1082443730	509.16
10.16	482358842	464.46

(38) PCB 1268 #2 (L8C)

R.T.	Response	Conc
8.25	570407128	274.24
8.49	730965727	270.64
9.26	3467489925	291.37
9.32	3285813567	253.51
10.21	1125956297	277.10

Manual Integration:

After

Poor integration.

06/17/21

(+) = Expected Retention Time

1st DM 06/21/21
2nd BA 06/21/21

Quantitation Report (Qedit)

Data Path : I:\ACQUDATA\6890G\Data\061621\
Data File : Bk8395.D
Signal(s) : Signal #1: ECD1A.CH Signal #2: ECD2B.CH
Acq On : 16 Jun 2021 8:26 pm
Operator : B.Allgeier
Sample : 1242/68 ML
Misc : 8082
ALS Vial : 16 Sample Multiplier: 1

Integration File signal 1: AUTOINT1.E
Integration File signal 2: AUTOINT2.E
Quant Time: Jun 17 08:59:10 2021
Quant Method : I:\ACQUDATA\6890G\Methods\G-PCB061621.M
Quant Title : 608/8082 PCB'S
QLast Update : Wed Jun 16 14:53:45 2021
Response via : Initial Calibration
Integrator: ChemStation 6890 Scale Mode: Large solvent peaks clipped

Volume Inj. : 2uL
Signal #1 Phase : DB-1701 Signal #2 Phase: DB-17
Signal #1 Info : 0.32mm 30m Signal #2 Info : 0.32mm 30m

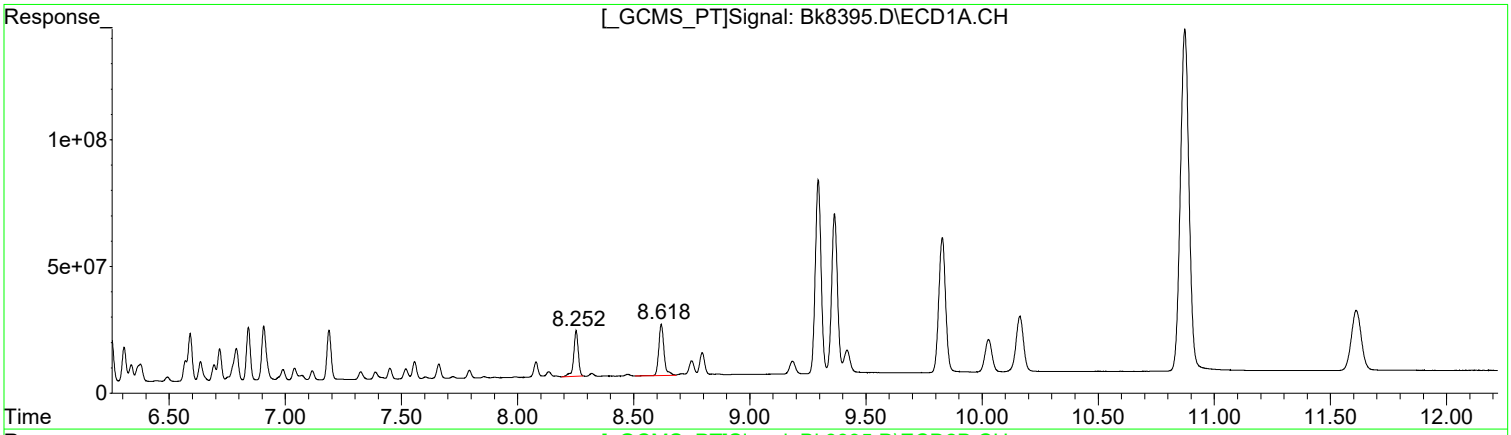

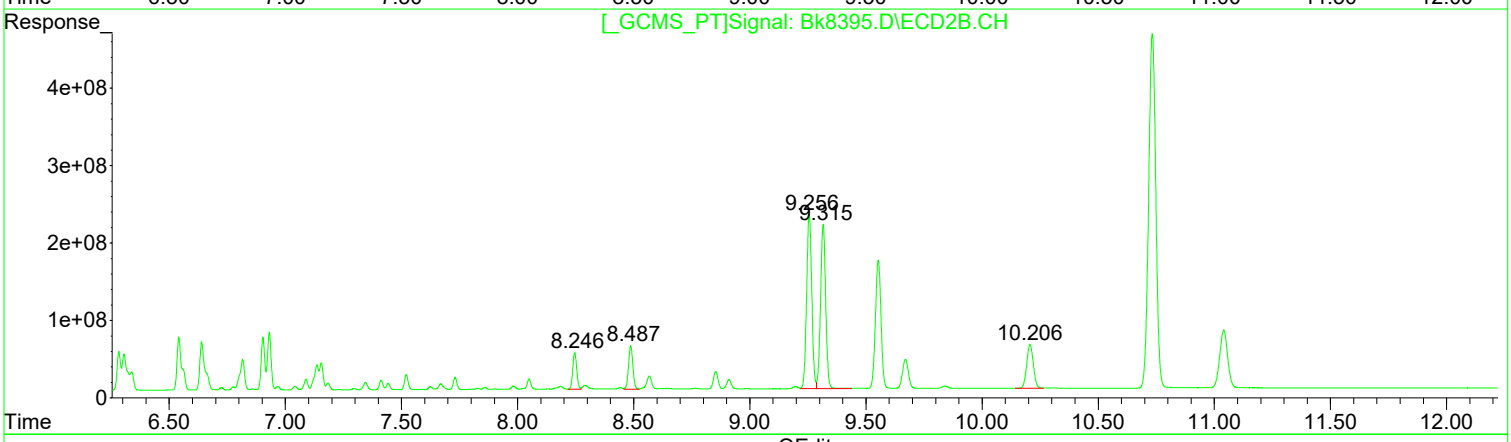

QEdit

(38) PCB 1268 (L8C)

R.T.	Response	Conc
8.25	246831040	481.21
8.62	317697353	471.41
0.00	0	0.00
0.00	0	0.00
0.00	0	0.00

(38) PCB 1268 #2 (L8C)

R.T.	Response	Conc
8.25	570407128	274.24
8.49	730965727	270.64
9.26	3467489925	291.37
9.32	3285813567	253.51
10.21	1125956297	277.10

Manual Integration:

Before

06/17/21

(+) = Expected Retention Time

1st DM 06/21/21
2nd BA 06/21/21

Quantitation Report (QT Reviewed)

Data Path : I:\ACQUDATA\6890G\Data\061621\
Data File : Bk8395.D
Signal(s) : Signal #1: ECD1A.CH Signal #2: ECD2B.CH
Acq On : 16 Jun 2021 8:26 pm
Operator : B.Allgeier
Sample : 1242/68 ML
Misc : 8082
ALS Vial : 16 Sample Multiplier: 1

Integration File signal 1: AUTOINT1.E
Integration File signal 2: AUTOINT2.E
Quant Time: Jun 17 08:59:10 2021
Quant Method : I:\ACQUDATA\6890G\Methods\G-PCB061621.M
Quant Title : 608/8082 PCB'S
QLast Update : Wed Jun 16 14:53:45 2021
Response via : Initial Calibration
Integrator: ChemStation 6890 Scale Mode: Large solvent peaks clipped

Volume Inj. : 2uL
Signal #1 Phase : DB-1701 Signal #2 Phase: DB-17
Signal #1 Info : 0.32mm 30m Signal #2 Info : 0.32mm 30m

Compound	RT#1	RT#2	Resp#1	Resp#2	ug/l	ug/l
System Monitoring Compounds						
Target Compounds						
Sum PCB 1016			0	0	N.D.	N.D.
Average PCB 1016					0.000	0.000
Sum PCB 1221			0	0	N.D.	N.D.
Average PCB 1221					0.000	0.000
Sum PCB 1232			0	0	N.D.	N.D.
Average PCB 1232					0.000	0.000
18) L4c PCB 1242	5.083	5.073	175.9E6	597.8E6	419.194	264.641 #
19) L4c PCB 1242{2}	5.544	5.495	395.9E6	1226.1E6	434.256	270.424 #
20) L4c PCB 1242{3}	6.590	5.950	305.1E6	2732.7E6	442.127	286.310 #
21) L4c PCB 1242{4}	6.841	6.904	250.5E6	720.1E6	445.809	284.061 #
22) L4c PCB 1242{5}	6.907	6.931	305.0E6	822.2E6	440.901	280.769 #
Sum PCB 1242			1432.5E6	6098.9E6	2182.286	1386.206
Average PCB 1242					436.457	277.241
Sum PCB 1248			0	0	N.D.	N.D.
Average PCB 1248					0.000	0.000
Sum PCB 1254			0	0	N.D.	N.D.
Average PCB 1254					0.000	0.000
Sum PCB 1260			0	0	N.D.	N.D.
Average PCB 1260					0.000	0.000
38) L8C PCB 1268	8.252	8.246	246.8E6	570.4E6	481.209	274.238 #
39) L8C PCB 1268{2}	8.619	8.487	317.7E6	731.0E6	471.415	270.641 #
40) L8C PCB 1268{3}	9.364f	9.256	1133.6E6	3467.5E6	451.869m	291.366 #
41) L8C PCB 1268{4}	9.828	9.316	1082.4E6	3285.8E6	509.164m	253.506 #
42) L8C PCB 1268{5}	10.162	10.206	482.4E6	1126.0E6	464.462m	277.101 #
Sum PCB 1268			3263.0E6	9180.6E6	2378.118	1366.853
Average PCB 1268					475.624	273.371
Sum PCB 1262			0	0	N.D.	N.D.
Average PCB 1262					0.000	0.000

(f)=RT Delta > 1/2 Window (#)=Amounts differ by > 25% (m)=manual int.

Quantitation Report (QT Reviewed)

Data Path : I:\ACQUDATA\6890G\Data\061621\
Data File : Bk8395.D
Signal(s) : Signal #1: ECD1A.CH Signal #2: ECD2B.CH
Acq On : 16 Jun 2021 8:26 pm
Operator : B.Allgeier
Sample : 1242/68 ML
Misc : 8082
ALS Vial : 16 Sample Multiplier: 1

Integration File signal 1: AUTOINT1.E
Integration File signal 2: AUTOINT2.E
Quant Time: Jun 17 08:59:10 2021
Quant Method : I:\ACQUDATA\6890G\Methods\G-PCB061621.M
Quant Title : 608/8082 PCB'S
QLast Update : Wed Jun 16 14:53:45 2021
Response via : Initial Calibration
Integrator: ChemStation 6890 Scale Mode: Large solvent peaks clipped

Volume Inj. : 2uL
Signal #1 Phase : DB-1701 Signal #2 Phase: DB-17
Signal #1 Info : 0.32mm 30m Signal #2 Info : 0.32mm 30m

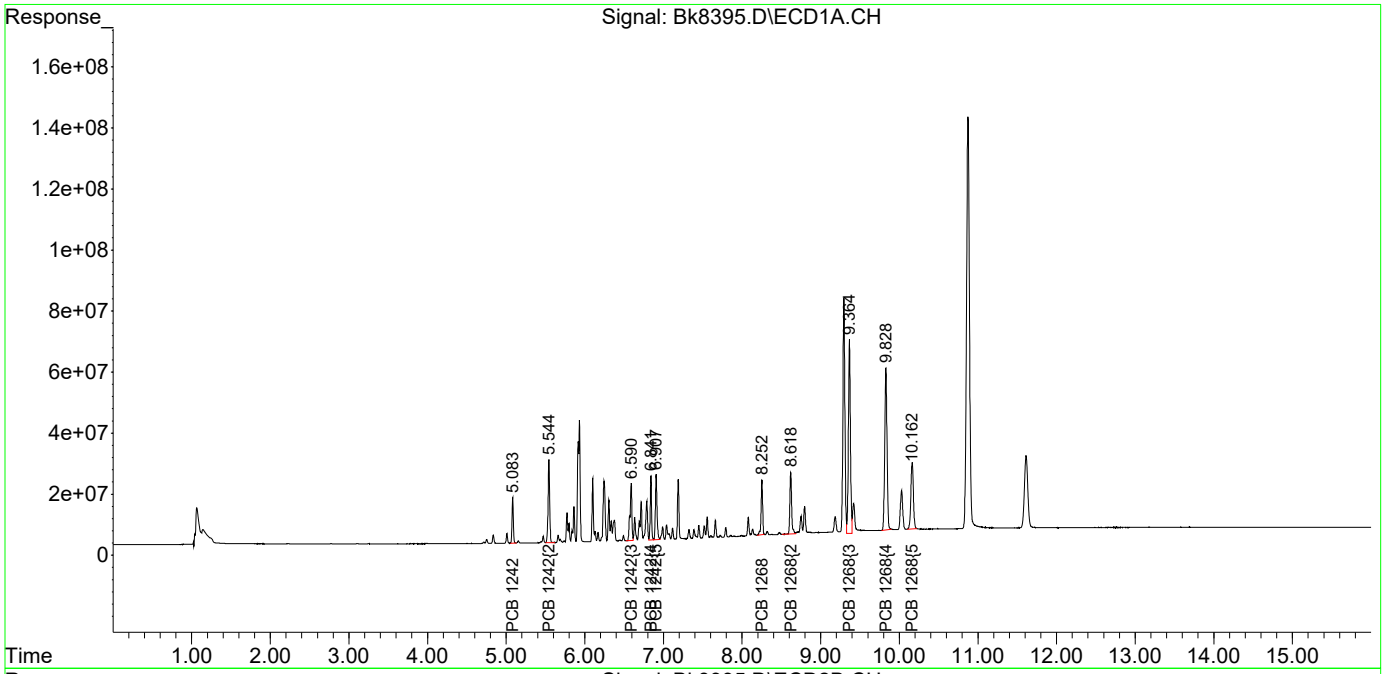

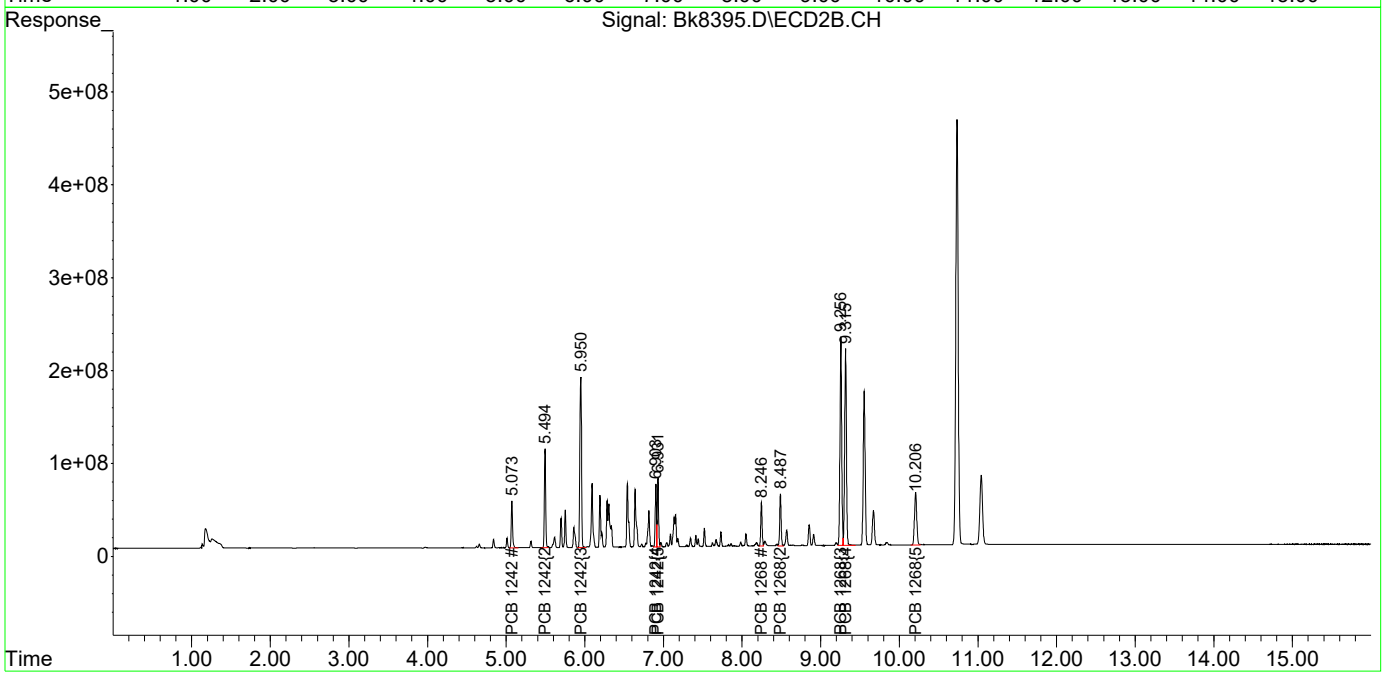

1st DM 06/21/21
2nd BA 06/21/21

Quantitation Report (Qedit)

Data Path : I:\ACQUDATA\6890G\Data\061621\
Data File : Bk8396.D
Signal(s) : Signal #1: ECD1A.CH Signal #2: ECD2B.CH
Acq On : 16 Jun 2021 8:46 pm
Operator : B.Allgeier
Sample : 1242/68 M
Misc : 8082
ALS Vial : 17 Sample Multiplier: 1

Integration File signal 1: AUTOINT1.E
Integration File signal 2: AUTOINT2.E
Quant Time: Jun 17 08:59:17 2021
Quant Method : I:\ACQUDATA\6890G\Methods\G-PCB061621.M
Quant Title : 608/8082 PCB'S
QLast Update : Wed Jun 16 14:53:45 2021
Response via : Initial Calibration
Integrator: ChemStation 6890 Scale Mode: Large solvent peaks clipped

Volume Inj. : 2uL
Signal #1 Phase : DB-1701 Signal #2 Phase: DB-17
Signal #1 Info : 0.32mm 30m Signal #2 Info : 0.32mm 30m

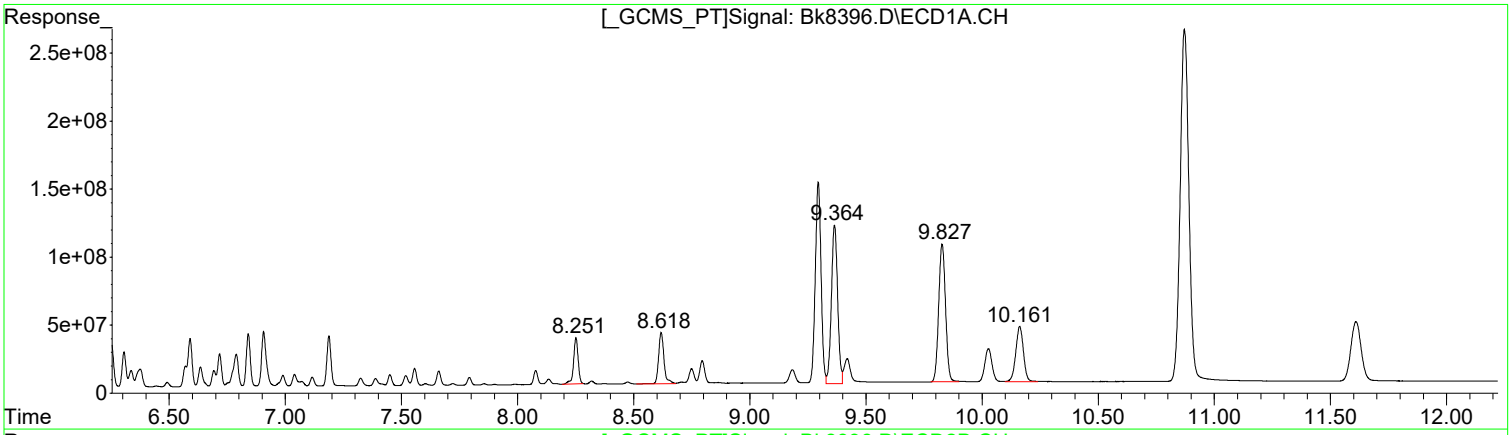

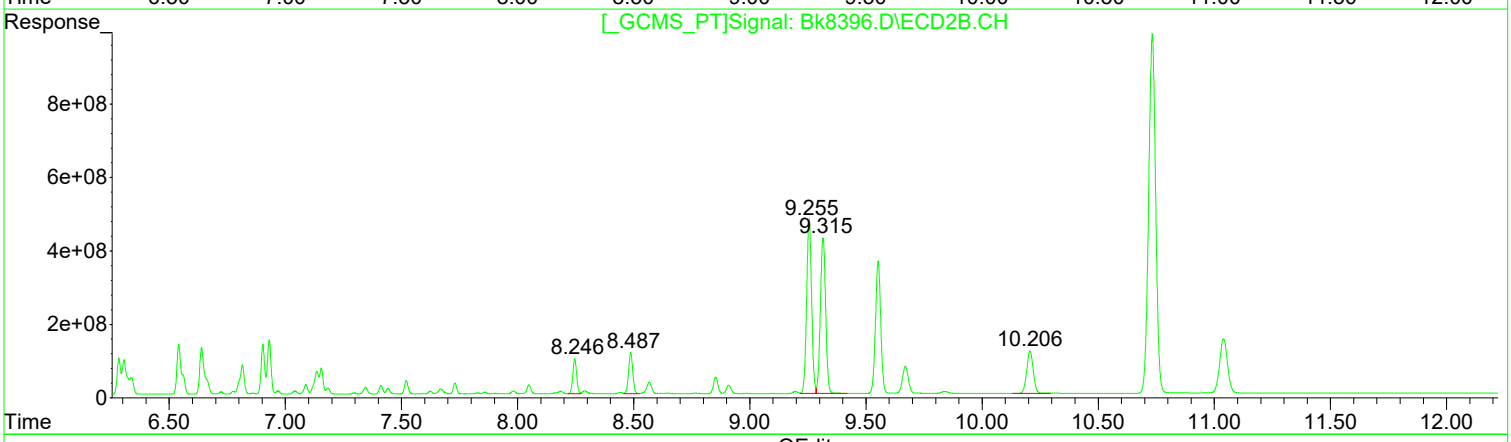

QEdit

(38) PCB 1268 (L8C)

R.T.	Response	Conc
8.25	466463392	909.39
8.62	597403558	886.46
9.36	2181154050	869.41
9.83	2084110682	980.33
10.16	941264710	906.34

(38) PCB 1268 #2 (L8C)

R.T.	Response	Conc
8.25	1099715009	528.72
8.49	1411528408	522.62
9.26	7080786329	594.98
9.32	6726592049	518.97
10.21	2246025015	552.75

Manual Integration:

After

Poor integration.

06/17/21

(+) = Expected Retention Time

1st DM 06/21/21
2nd BA 06/21/21

Quantitation Report (Qedit)

Data Path : I:\ACQUDATA\6890G\Data\061621\
Data File : Bk8396.D
Signal(s) : Signal #1: ECD1A.CH Signal #2: ECD2B.CH
Acq On : 16 Jun 2021 8:46 pm
Operator : B.Allgeier
Sample : 1242/68 M
Misc : 8082
ALS Vial : 17 Sample Multiplier: 1

Integration File signal 1: AUTOINT1.E
Integration File signal 2: AUTOINT2.E
Quant Time: Jun 17 08:59:17 2021
Quant Method : I:\ACQUDATA\6890G\Methods\G-PCB061621.M
Quant Title : 608/8082 PCB'S
QLast Update : Wed Jun 16 14:53:45 2021
Response via : Initial Calibration
Integrator: ChemStation 6890 Scale Mode: Large solvent peaks clipped

Volume Inj. : 2uL
Signal #1 Phase : DB-1701 Signal #2 Phase: DB-17
Signal #1 Info : 0.32mm 30m Signal #2 Info : 0.32mm 30m

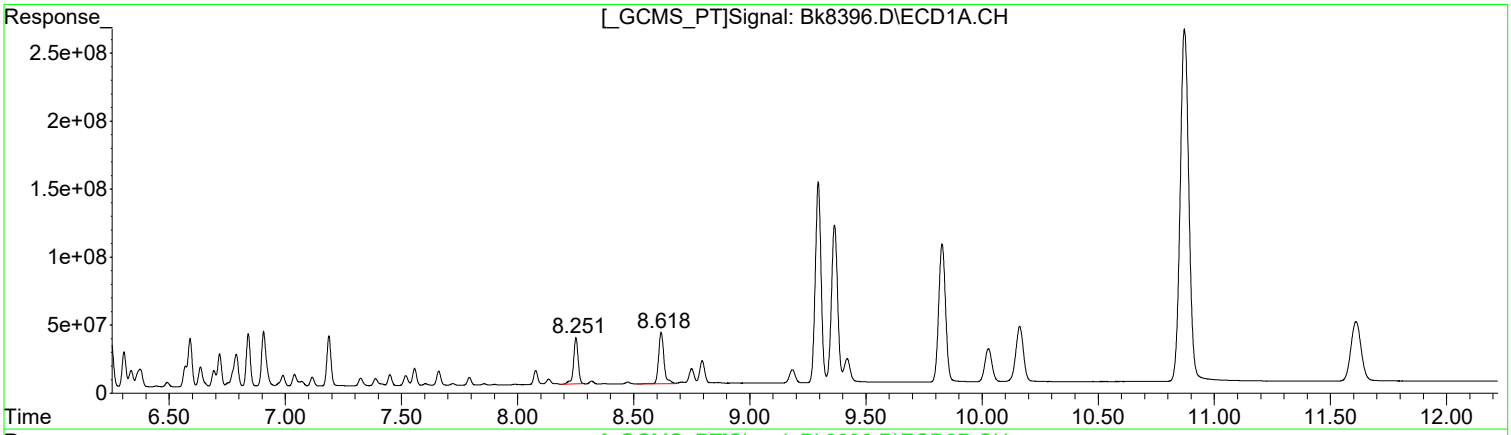

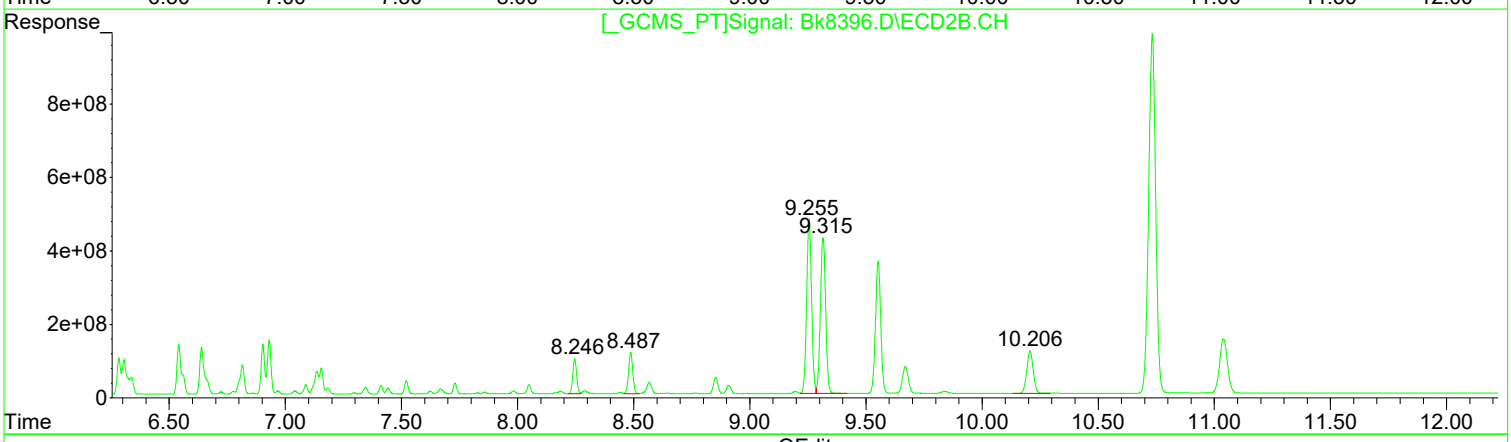

(38) PCB 1268 (L8C)

R.T.	Response	Conc
8.25	466463392	909.39
8.62	597403558	886.46
0.00	0	0.00
0.00	0	0.00
0.00	0	0.00

(38) PCB 1268 #2 (L8C)

R.T.	Response	Conc
8.25	1099715009	528.72
8.49	1411528408	522.62
9.26	7080786329	594.98
9.32	6726592049	518.97
10.21	2246025015	552.75

Manual Integration:

Before

06/17/21

(+) = Expected Retention Time

1st DM 06/21/21
2nd BA 06/21/21

Quantitation Report (QT Reviewed)

Data Path : I:\ACQUDATA\6890G\Data\061621\
Data File : Bk8396.D
Signal(s) : Signal #1: ECD1A.CH Signal #2: ECD2B.CH
Acq On : 16 Jun 2021 8:46 pm
Operator : B.Allgeier
Sample : 1242/68 M
Misc : 8082
ALS Vial : 17 Sample Multiplier: 1

Integration File signal 1: AUTOINT1.E
Integration File signal 2: AUTOINT2.E
Quant Time: Jun 17 08:59:17 2021
Quant Method : I:\ACQUDATA\6890G\Methods\G-PCB061621.M
Quant Title : 608/8082 PCB'S
QLast Update : Wed Jun 16 14:53:45 2021
Response via : Initial Calibration
Integrator: ChemStation 6890 Scale Mode: Large solvent peaks clipped

Volume Inj. : 2uL
Signal #1 Phase : DB-1701 Signal #2 Phase: DB-17
Signal #1 Info : 0.32mm 30m Signal #2 Info : 0.32mm 30m

Compound	RT#1	RT#2	Resp#1	Resp#2	ug/l	ug/l
System Monitoring Compounds						
Target Compounds						
Sum PCB 1016			0	0	N.D.	N.D.
Average PCB 1016					0.000	0.000
Sum PCB 1221			0	0	N.D.	N.D.
Average PCB 1221					0.000	0.000
Sum PCB 1232			0	0	N.D.	N.D.
Average PCB 1232					0.000	0.000
18) L4c PCB 1242	5.083	5.073	328.2E6	1151.9E6	781.982	509.899 #
19) L4c PCB 1242{2}	5.543	5.495	734.6E6	2397.0E6	805.818	528.665 #
20) L4c PCB 1242{3}	6.590	5.950	575.6E6	5514.2E6	833.996	577.728 #
21) L4c PCB 1242{4}	6.840	6.904	463.9E6	1415.0E6	825.488	558.187 #
22) L4c PCB 1242{5}	6.907	6.931	572.1E6	1624.9E6	826.939	554.896 #
Sum PCB 1242			2674.4E6	12103.0E6	4074.223	2729.375
Average PCB 1242					814.845	545.875
Sum PCB 1248			0	0	N.D.	N.D.
Average PCB 1248					0.000	0.000
Sum PCB 1254			0	0	N.D.	N.D.
Average PCB 1254					0.000	0.000
Sum PCB 1260			0	0	N.D.	N.D.
Average PCB 1260					0.000	0.000
38) L8C PCB 1268	8.251	8.246	466.5E6	1099.7E6	909.393	528.717 #
39) L8C PCB 1268{2}	8.618	8.487	597.4E6	1411.5E6	886.456	522.621 #
40) L8C PCB 1268{3}	9.364f	9.255	2181.2E6	7080.8E6	869.414m	594.984 #
41) L8C PCB 1268{4}	9.827	9.315	2084.1E6	6726.6E6	980.333m	518.968 #
42) L8C PCB 1268{5}	10.161	10.206	941.3E6	2246.0E6	906.341m	552.754 #
Sum PCB 1268			6270.4E6	18564.6E6	4551.936	2718.044
Average PCB 1268					910.387	543.609
Sum PCB 1262			0	0	N.D.	N.D.
Average PCB 1262					0.000	0.000

(f)=RT Delta > 1/2 Window (#)=Amounts differ by > 25% (m)=manual int.

1st DM 06/21/21
2nd BA 06/21/21

Quantitation Report (QT Reviewed)

Data Path : I:\ACQUDATA\6890G\Data\061621\
Data File : Bk8396.D
Signal(s) : Signal #1: ECD1A.CH Signal #2: ECD2B.CH
Acq On : 16 Jun 2021 8:46 pm
Operator : B.Allgeier
Sample : 1242/68 M
Misc : 8082
ALS Vial : 17 Sample Multiplier: 1

Integration File signal 1: AUTOINT1.E
Integration File signal 2: AUTOINT2.E
Quant Time: Jun 17 08:59:17 2021
Quant Method : I:\ACQUDATA\6890G\Methods\G-PCB061621.M
Quant Title : 608/8082 PCB'S
QLast Update : Wed Jun 16 14:53:45 2021
Response via : Initial Calibration
Integrator: ChemStation 6890 Scale Mode: Large solvent peaks clipped

Volume Inj. : 2uL
Signal #1 Phase : DB-1701 Signal #2 Phase: DB-17
Signal #1 Info : 0.32mm 30m Signal #2 Info : 0.32mm 30m

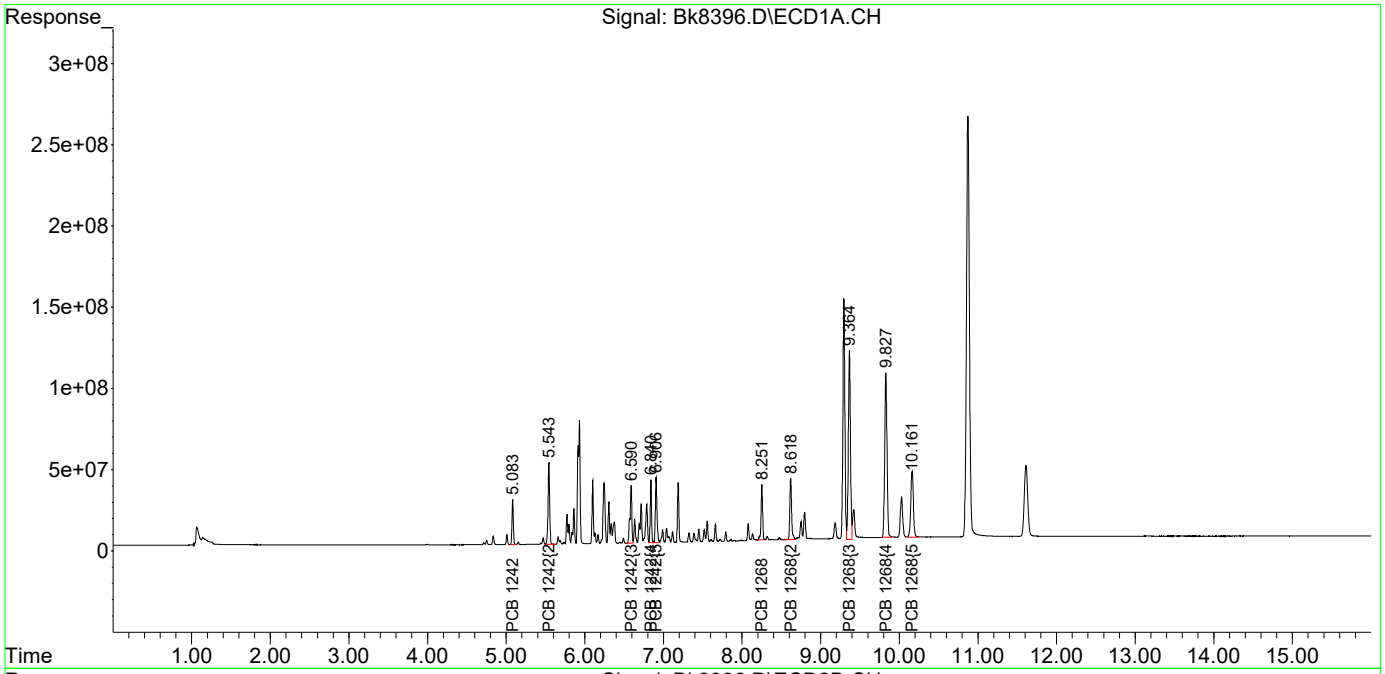

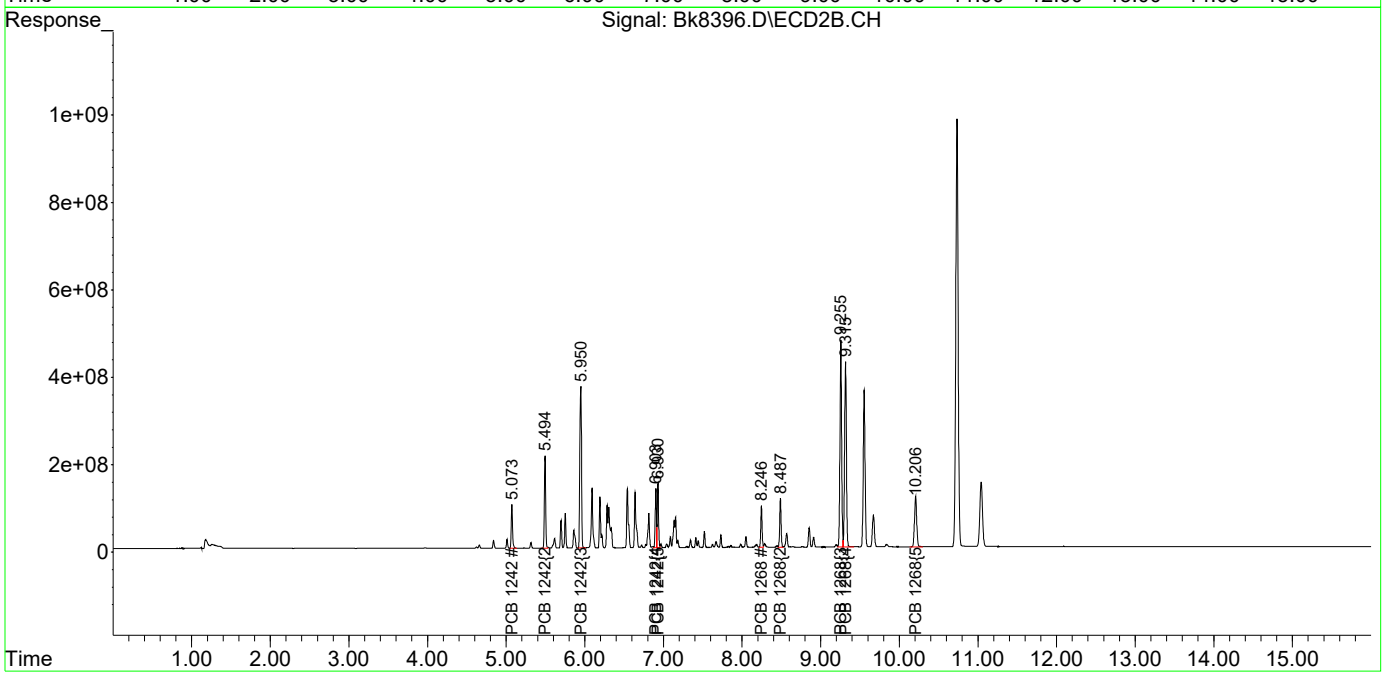

1st DM 06/21/21
2nd BA 06/21/21

Quantitation Report (Qedit)

Data Path : I:\ACQUDATA\6890G\Data\061621\
Data File : Bk8397.D
Signal(s) : Signal #1: ECD1A.CH Signal #2: ECD2B.CH
Acq On : 16 Jun 2021 9:05 pm
Operator : B.Allgeier
Sample : 1242/68 MH
Misc : 8082
ALS Vial : 18 Sample Multiplier: 1

Integration File signal 1: AUTOINT1.E
Integration File signal 2: AUTOINT2.E
Quant Time: Jun 17 08:59:24 2021
Quant Method : I:\ACQUDATA\6890G\Methods\G-PCB061621.M
Quant Title : 608/8082 PCB'S
QLast Update : Wed Jun 16 14:53:45 2021
Response via : Initial Calibration
Integrator: ChemStation 6890 Scale Mode: Large solvent peaks clipped

Volume Inj. : 2uL
Signal #1 Phase : DB-1701 Signal #2 Phase: DB-17
Signal #1 Info : 0.32mm 30m Signal #2 Info : 0.32mm 30m

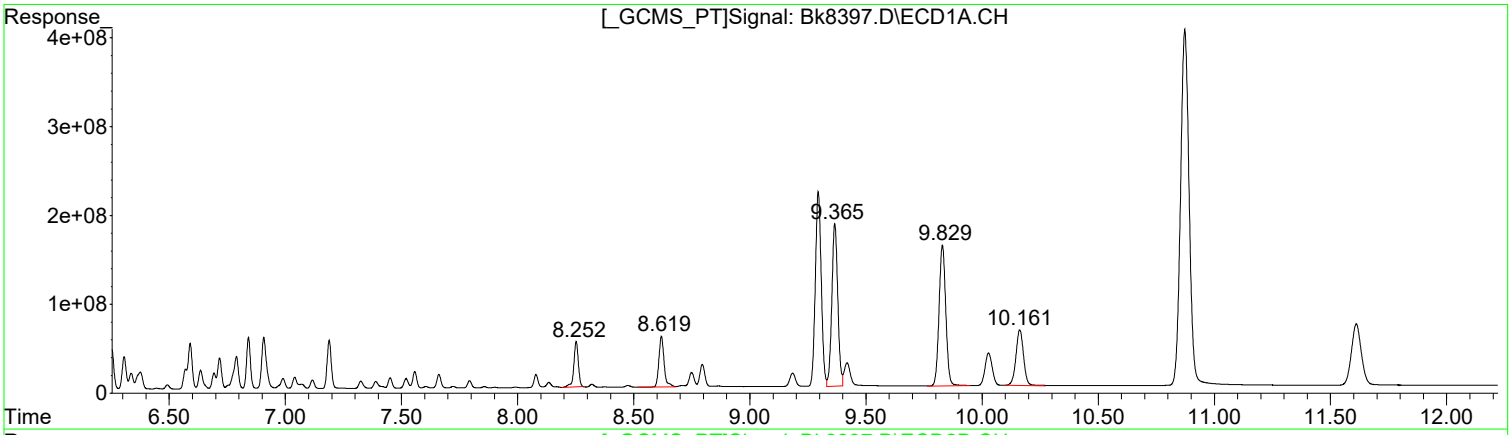

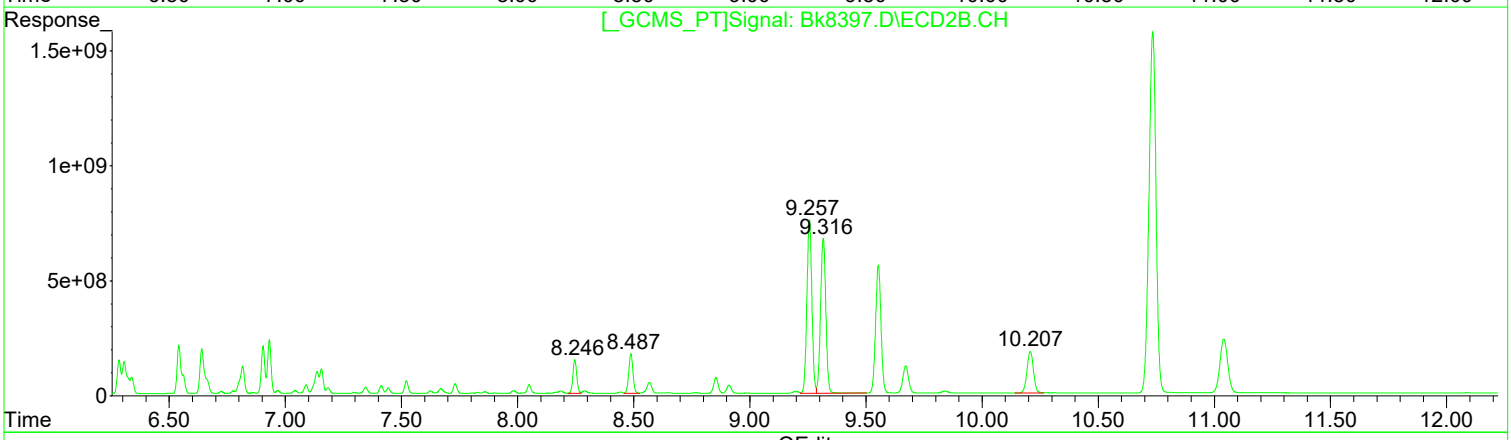

QEdit

(38) PCB 1268 (L8C)

R.T.	Response	Conc
8.25	693639916	1352.28
8.62	895383903	1328.61
9.37	3263023383	1300.65
9.83	3195756876	1503.23
10.16	1427876857	1374.90

(38) PCB 1268 #2 (L8C)

R.T.	Response	Conc
8.25	1692642626	813.78
8.49	2166505474	802.15
9.26	11199355932	941.06
9.32	10691363922	824.86
10.21	3489268596	858.72

Manual Integration:

After

Poor integration.

06/17/21

(+) = Expected Retention Time

1st DM 06/21/21
2nd BA 06/21/21

Quantitation Report (Qedit)

Data Path : I:\ACQUDATA\6890G\Data\061621\
Data File : Bk8397.D
Signal(s) : Signal #1: ECD1A.CH Signal #2: ECD2B.CH
Acq On : 16 Jun 2021 9:05 pm
Operator : B.Allgeier
Sample : 1242/68 MH
Misc : 8082
ALS Vial : 18 Sample Multiplier: 1

Integration File signal 1: AUTOINT1.E
Integration File signal 2: AUTOINT2.E
Quant Time: Jun 17 08:59:24 2021
Quant Method : I:\ACQUDATA\6890G\Methods\G-PCB061621.M
Quant Title : 608/8082 PCB'S
QLast Update : Wed Jun 16 14:53:45 2021
Response via : Initial Calibration
Integrator: ChemStation 6890 Scale Mode: Large solvent peaks clipped

Volume Inj. : 2uL
Signal #1 Phase : DB-1701 Signal #2 Phase: DB-17
Signal #1 Info : 0.32mm 30m Signal #2 Info : 0.32mm 30m

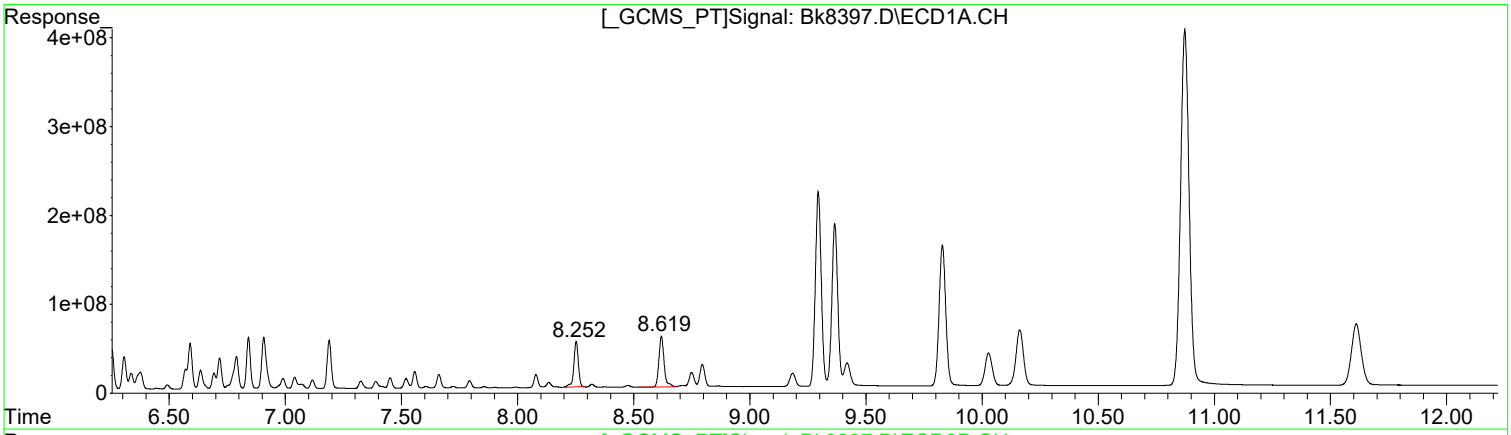

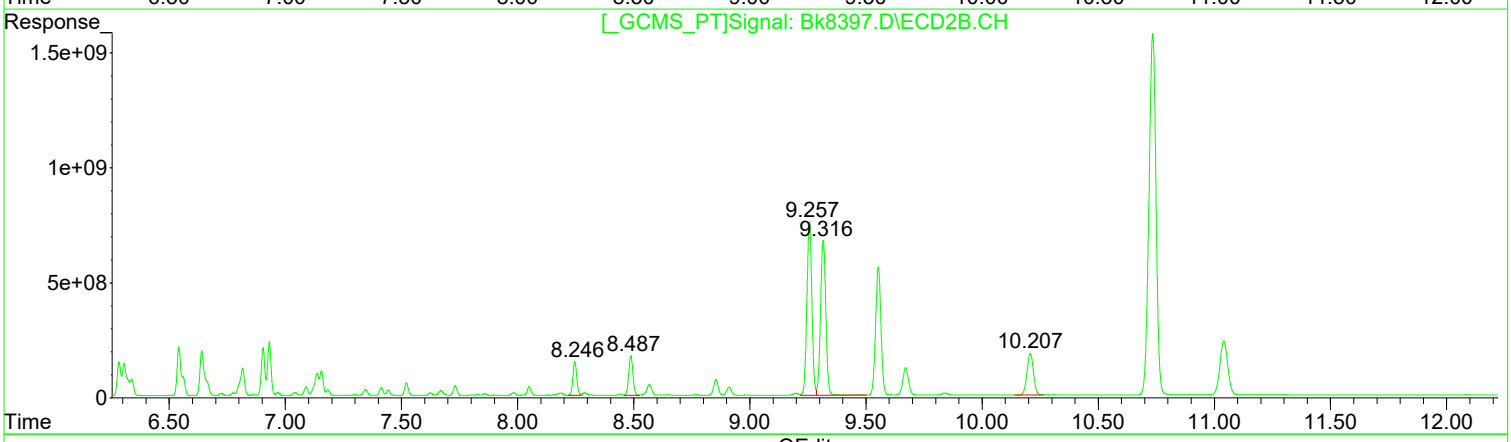

QEdit

(38) PCB 1268 (L8C)

R.T.	Response	Conc
8.25	693639916	1352.28
8.62	895383903	1328.61
0.00	0	0.00
0.00	0	0.00
0.00	0	0.00

(38) PCB 1268 #2 (L8C)

R.T.	Response	Conc
8.25	1692642626	813.78
8.49	2166505474	802.15
9.26	11199355932	941.06
9.32	10691363922	824.86
10.21	3489268596	858.72

Manual Integration:

Before

06/17/21

(+) = Expected Retention Time

1st DM 06/21/21
2nd BA 06/21/21

Quantitation Report (QT Reviewed)

Data Path : I:\ACQUDATA\6890G\Data\061621\
Data File : Bk8397.D
Signal(s) : Signal #1: ECD1A.CH Signal #2: ECD2B.CH
Acq On : 16 Jun 2021 9:05 pm
Operator : B.Allgeier
Sample : 1242/68 MH
Misc : 8082
ALS Vial : 18 Sample Multiplier: 1

Integration File signal 1: AUTOINT1.E
Integration File signal 2: AUTOINT2.E
Quant Time: Jun 17 08:59:24 2021
Quant Method : I:\ACQUDATA\6890G\Methods\G-PCB061621.M
Quant Title : 608/8082 PCB'S
QLast Update : Wed Jun 16 14:53:45 2021
Response via : Initial Calibration
Integrator: ChemStation 6890 Scale Mode: Large solvent peaks clipped

Volume Inj. : 2uL
Signal #1 Phase : DB-1701 Signal #2 Phase: DB-17
Signal #1 Info : 0.32mm 30m Signal #2 Info : 0.32mm 30m

Compound	RT#1	RT#2	Resp#1	Resp#2	ug/l	ug/l
System Monitoring Compounds						
Target Compounds						
Sum PCB 1016			0	0	N.D.	N.D.
Average PCB 1016					0.000	0.000
Sum PCB 1221			0	0	N.D.	N.D.
Average PCB 1221					0.000	0.000
Sum PCB 1232			0	0	N.D.	N.D.
Average PCB 1232					0.000	0.000
18) L4c PCB 1242	5.084	5.074	467.7E6	1697.6E6	1114.225	751.448 #
19) L4c PCB 1242{2}	5.544	5.496	1045.2E6	3513.0E6	1146.537	774.801 #
20) L4c PCB 1242{3}	6.590	5.951	835.1E6	8327.1E6	1209.929	872.439 #
21) L4c PCB 1242{4}	6.841	6.904	675.1E6	2153.5E6	1201.448	849.521 #
22) L4c PCB 1242{5}	6.907	6.931	838.9E6	2480.7E6	1212.496	847.140 #
Sum PCB 1242			3861.9E6	18171.8E6	5884.634	4095.349
Average PCB 1242					1176.927	819.070
Sum PCB 1248			0	0	N.D.	N.D.
Average PCB 1248					0.000	0.000
Sum PCB 1254			0	0	N.D.	N.D.
Average PCB 1254					0.000	0.000
Sum PCB 1260			0	0	N.D.	N.D.
Average PCB 1260					0.000	0.000
38) L8C PCB 1268	8.252	8.246	693.6E6	1692.6E6	1352.284	813.782 #
39) L8C PCB 1268{2}	8.619	8.488	895.4E6	2166.5E6	1328.614	802.153 #
40) L8C PCB 1268{3}	9.365f	9.257	3263.0E6	11199.4E6	1300.651m	941.060 #
41) L8C PCB 1268{4}	9.829	9.316	3195.8E6	10691.4E6	1503.233m	824.856 #
42) L8C PCB 1268{5}	10.161	10.208	1427.9E6	3489.3E6	1374.898m	858.720 #
Sum PCB 1268			9475.7E6	29239.1E6	6859.680	4240.571
Average PCB 1268					1371.936	848.114
Sum PCB 1262			0	0	N.D.	N.D.
Average PCB 1262					0.000	0.000

(f)=RT Delta > 1/2 Window (#)=Amounts differ by > 25% (m)=manual int.

Quantitation Report (QT Reviewed)

Data Path : I:\ACQUDATA\6890G\Data\061621\
Data File : Bk8397.D
Signal(s) : Signal #1: ECD1A.CH Signal #2: ECD2B.CH
Acq On : 16 Jun 2021 9:05 pm
Operator : B.Allgeier
Sample : 1242/68 MH
Misc : 8082
ALS Vial : 18 Sample Multiplier: 1

Integration File signal 1: AUTOINT1.E
Integration File signal 2: AUTOINT2.E
Quant Time: Jun 17 08:59:24 2021
Quant Method : I:\ACQUDATA\6890G\Methods\G-PCB061621.M
Quant Title : 608/8082 PCB'S
QLast Update : Wed Jun 16 14:53:45 2021
Response via : Initial Calibration
Integrator: ChemStation 6890 Scale Mode: Large solvent peaks clipped

Volume Inj. : 2uL
Signal #1 Phase : DB-1701 Signal #2 Phase: DB-17
Signal #1 Info : 0.32mm 30m Signal #2 Info : 0.32mm 30m

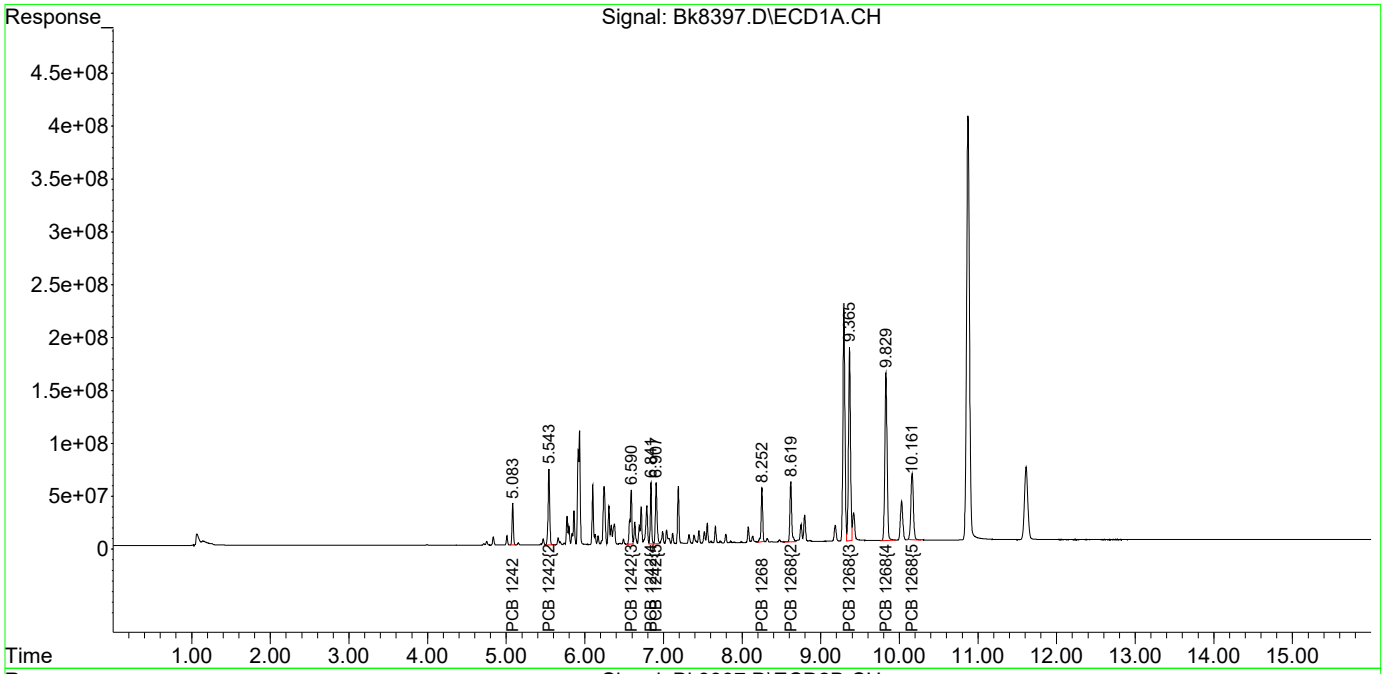

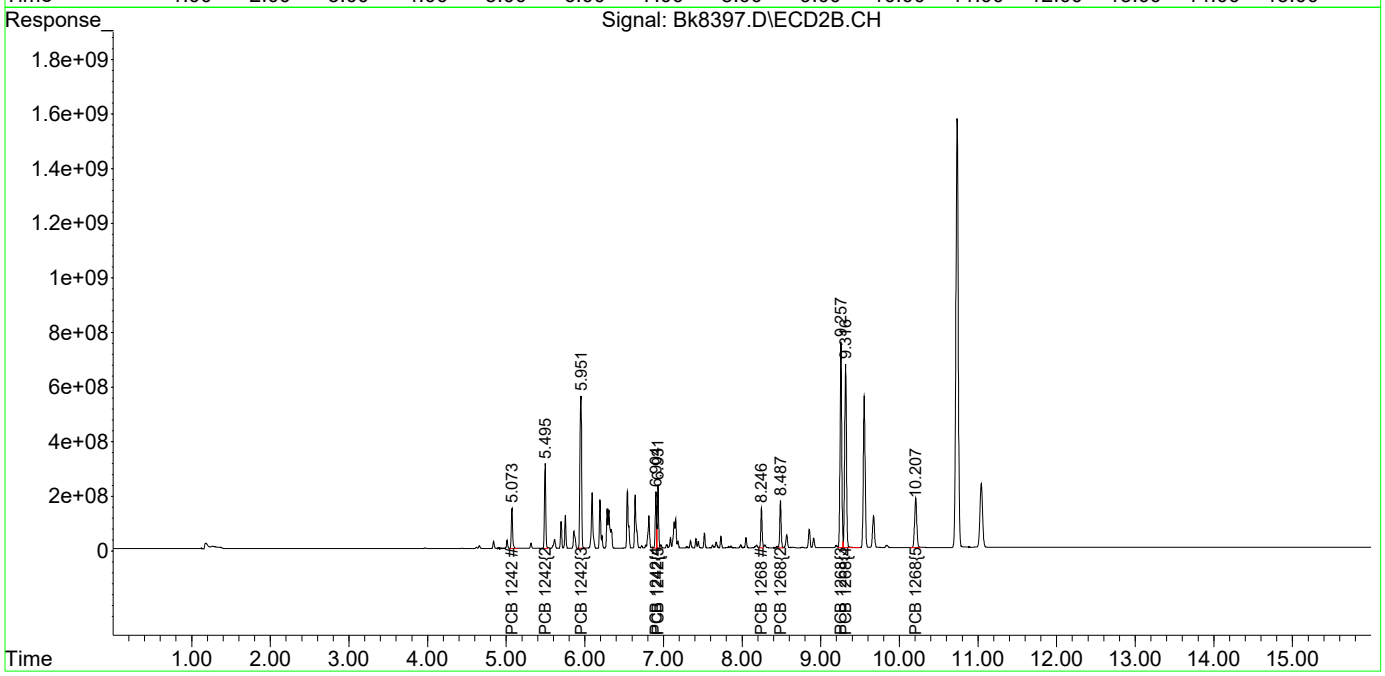

1st DM 06/21/21
2nd BA 06/21/21

Quantitation Report (Qedit)

Data Path : I:\ACQUDATA\6890G\Data\061621\
Data File : Bk8398.D
Signal(s) : Signal #1: ECD1A.CH Signal #2: ECD2B.CH
Acq On : 16 Jun 2021 9:25 pm
Operator : B.Allgeier
Sample : 1242/68 H
Misc : 8082
ALS Vial : 19 Sample Multiplier: 1

Integration File signal 1: AUTOINT1.E
Integration File signal 2: AUTOINT2.E
Quant Time: Jun 17 08:59:31 2021
Quant Method : I:\ACQUDATA\6890G\Methods\G-PCB061621.M
Quant Title : 608/8082 PCB'S
QLast Update : Wed Jun 16 14:53:45 2021
Response via : Initial Calibration
Integrator: ChemStation 6890 Scale Mode: Large solvent peaks clipped

Volume Inj. : 2uL
Signal #1 Phase : DB-1701 Signal #2 Phase: DB-17
Signal #1 Info : 0.32mm 30m Signal #2 Info : 0.32mm 30m

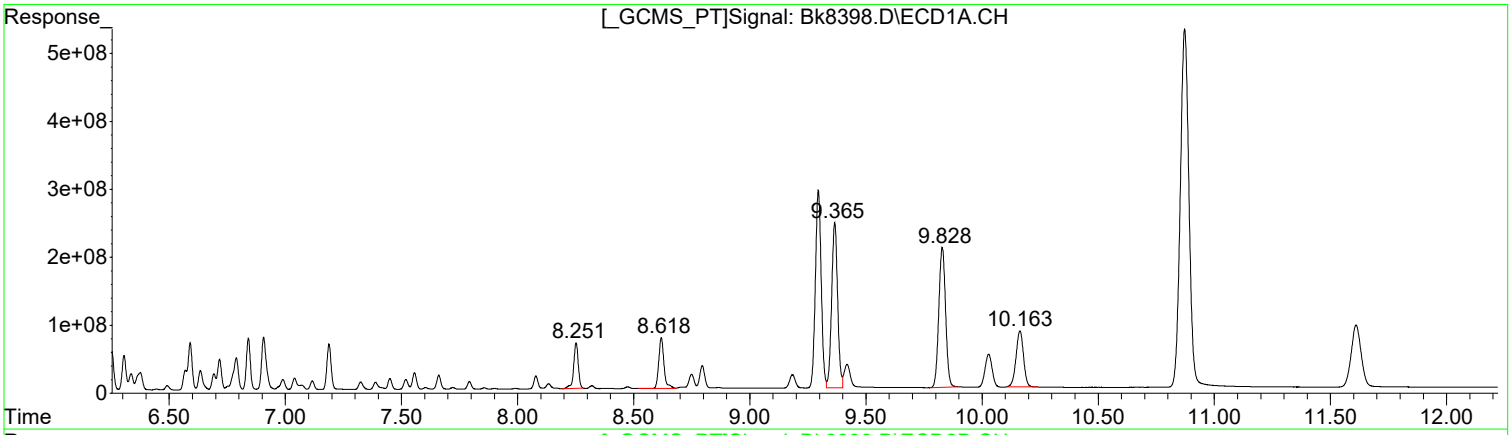

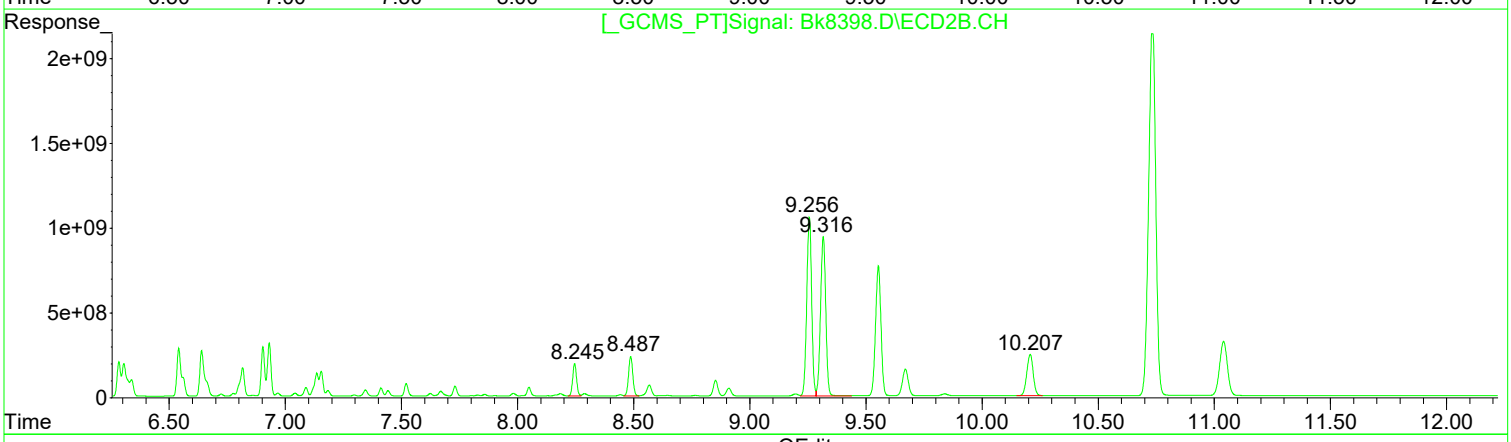

QEdit

(38) PCB 1268 (L8C)

R.T.	Response	Conc
8.25	918589628	1790.83
8.62	1172382930	1739.64
9.37	4334920126	1727.91
9.83	4182366508	1967.32
10.16	1842322956	1773.97

(38) PCB 1268 #2 (L8C)

R.T.	Response	Conc
8.25	2207286426	1061.21
8.49	2948114271	1091.54
9.26	15482427529	1300.96
9.32	14728493634	1136.33
10.21	4718563668	1161.25

Manual Integration:

After

Poor integration.

06/17/21

(+) = Expected Retention Time

1st DM 06/21/21
2nd BA 06/21/21

Quantitation Report (Qedit)

Data Path : I:\ACQUDATA\6890G\Data\061621\
Data File : Bk8398.D
Signal(s) : Signal #1: ECD1A.CH Signal #2: ECD2B.CH
Acq On : 16 Jun 2021 9:25 pm
Operator : B.Allgeier
Sample : 1242/68 H
Misc : 8082
ALS Vial : 19 Sample Multiplier: 1

Integration File signal 1: AUTOINT1.E
Integration File signal 2: AUTOINT2.E
Quant Time: Jun 17 08:59:31 2021
Quant Method : I:\ACQUDATA\6890G\Methods\G-PCB061621.M
Quant Title : 608/8082 PCB'S
QLast Update : Wed Jun 16 14:53:45 2021
Response via : Initial Calibration
Integrator: ChemStation 6890 Scale Mode: Large solvent peaks clipped

Volume Inj. : 2uL
Signal #1 Phase : DB-1701 Signal #2 Phase: DB-17
Signal #1 Info : 0.32mm 30m Signal #2 Info : 0.32mm 30m

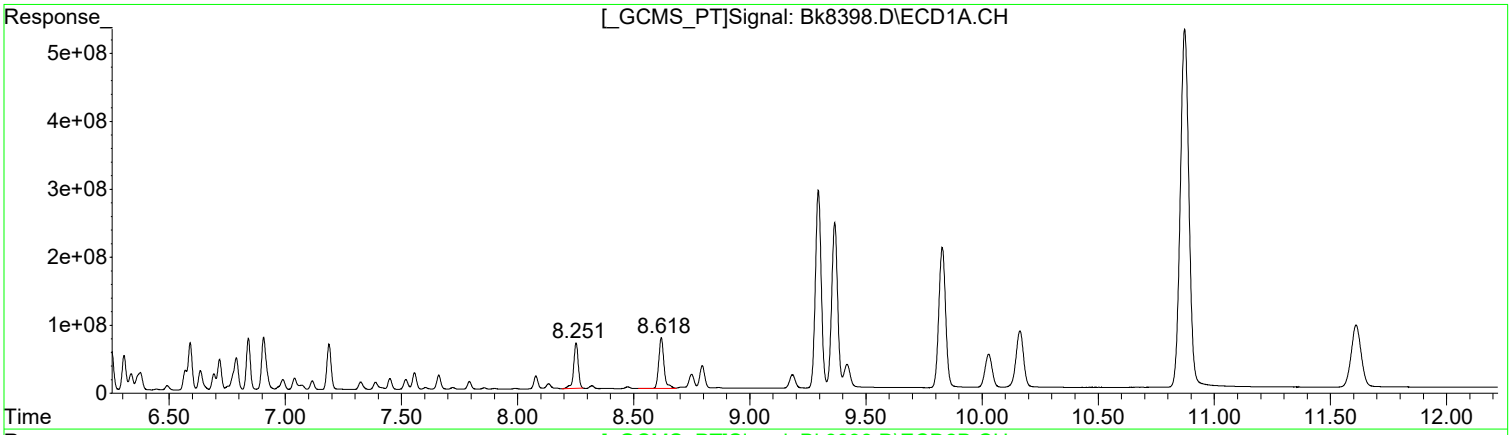

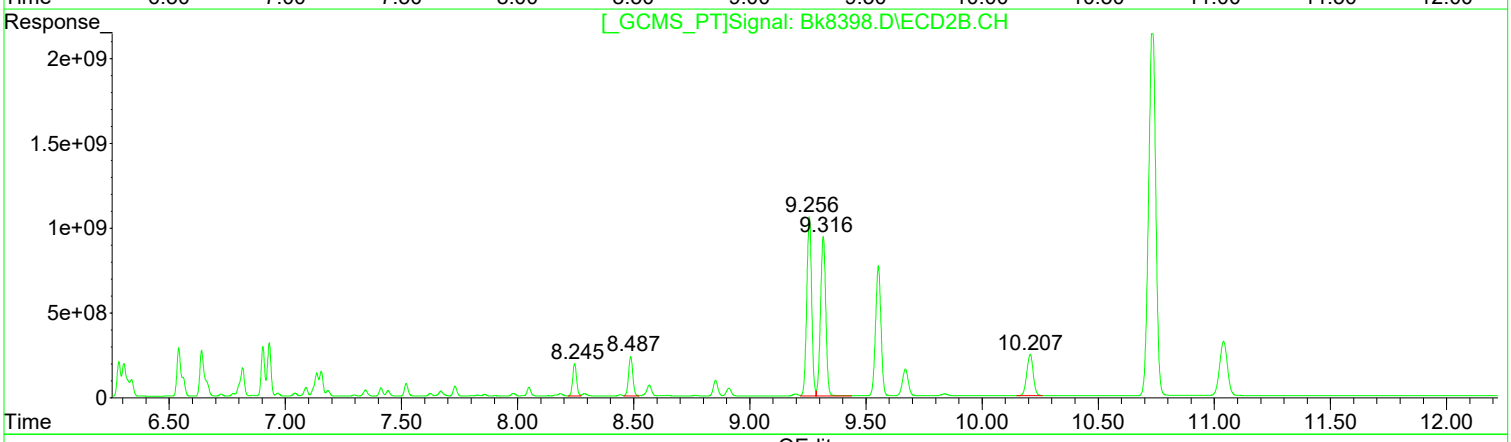

QEdit

(38) PCB 1268 (L8C)

R.T.	Response	Conc
8.25	918589628	1790.83
8.62	1172382930	1739.64
0.00	0	0.00
0.00	0	0.00
0.00	0	0.00

(38) PCB 1268 #2 (L8C)

R.T.	Response	Conc
8.25	2207286426	1061.21
8.49	2948114271	1091.54
9.26	15482427529	1300.96
9.32	14728493634	1136.33
10.21	4718563668	1161.25

Manual Integration:

Before

06/17/21

(+) = Expected Retention Time

1st DM 06/21/21
2nd BA 06/21/21

Quantitation Report (QT Reviewed)

Data Path : I:\ACQUDATA\6890G\Data\061621\
Data File : Bk8398.D
Signal(s) : Signal #1: ECD1A.CH Signal #2: ECD2B.CH
Acq On : 16 Jun 2021 9:25 pm
Operator : B.Allgeier
Sample : 1242/68 H
Misc : 8082
ALS Vial : 19 Sample Multiplier: 1

Integration File signal 1: AUTOINT1.E
Integration File signal 2: AUTOINT2.E
Quant Time: Jun 17 08:59:31 2021
Quant Method : I:\ACQUDATA\6890G\Methods\G-PCB061621.M
Quant Title : 608/8082 PCB'S
QLast Update : Wed Jun 16 14:53:45 2021
Response via : Initial Calibration
Integrator: ChemStation 6890 Scale Mode: Large solvent peaks clipped

Volume Inj. : 2uL
Signal #1 Phase : DB-1701 Signal #2 Phase: DB-17
Signal #1 Info : 0.32mm 30m Signal #2 Info : 0.32mm 30m

Compound	RT#1	RT#2	Resp#1	Resp#2	ug/l	ug/l
System Monitoring Compounds						
Target Compounds						
Sum PCB 1016			0	0	N.D.	N.D.
Average PCB 1016					0.000	0.000
Sum PCB 1221			0	0	N.D.	N.D.
Average PCB 1221					0.000	0.000
Sum PCB 1232			0	0	N.D.	N.D.
Average PCB 1232					0.000	0.000
18) L4c PCB 1242	5.083	5.073	624.5E6	2309.0E6	1487.915	1022.093 #
19) L4c PCB 1242{2}	5.543	5.495	1388.4E6	4717.4E6	1523.020	1040.422 #
20) L4c PCB 1242{3}	6.590	5.950	1118.1E6	11320.3E6	1619.953	1186.040 #
21) L4c PCB 1242{4}	6.841	6.903	900.1E6	2994.4E6	1601.833	1181.251 #
22) L4c PCB 1242{5}	6.907	6.931	1118.2E6	3404.4E6	1616.252	1162.593 #
Sum PCB 1242			5149.3E6	24745.4E6	7848.973	5592.398
Average PCB 1242					1569.795	1118.480
Sum PCB 1248			0	0	N.D.	N.D.
Average PCB 1248					0.000	0.000
Sum PCB 1254			0	0	N.D.	N.D.
Average PCB 1254					0.000	0.000
Sum PCB 1260			0	0	N.D.	N.D.
Average PCB 1260					0.000	0.000
38) L8C PCB 1268	8.252	8.246	918.6E6	2207.3E6	1790.834	1061.211 #
39) L8C PCB 1268{2}	8.619	8.487	1172.4E6	2948.1E6	1739.639	1091.545 #
40) L8C PCB 1268{3}	9.365f	9.256	4334.9E6	15482.4E6	1727.912m	1300.958
41) L8C PCB 1268{4}	9.828	9.316	4182.4E6	14728.5E6	1967.319m	1136.327 #
42) L8C PCB 1268{5}	10.163	10.207	1842.3E6	4718.6E6	1773.966m	1161.253 #
Sum PCB 1268			12450.6E6	40084.9E6	8999.670	5751.294
Average PCB 1268					1799.934	1150.259
Sum PCB 1262			0	0	N.D.	N.D.
Average PCB 1262					0.000	0.000

(f)=RT Delta > 1/2 Window (#)=Amounts differ by > 25% (m)=manual int.

Quantitation Report (QT Reviewed)

Data Path : I:\ACQUDATA\6890G\Data\061621\
Data File : Bk8398.D
Signal(s) : Signal #1: ECD1A.CH Signal #2: ECD2B.CH
Acq On : 16 Jun 2021 9:25 pm
Operator : B.Allgeier
Sample : 1242/68 H
Misc : 8082
ALS Vial : 19 Sample Multiplier: 1

Integration File signal 1: AUTOINT1.E
Integration File signal 2: AUTOINT2.E
Quant Time: Jun 17 08:59:31 2021
Quant Method : I:\ACQUDATA\6890G\Methods\G-PCB061621.M
Quant Title : 608/8082 PCB'S
QLast Update : Wed Jun 16 14:53:45 2021
Response via : Initial Calibration
Integrator: ChemStation 6890 Scale Mode: Large solvent peaks clipped

Volume Inj. : 2uL
Signal #1 Phase : DB-1701 Signal #2 Phase: DB-17
Signal #1 Info : 0.32mm 30m Signal #2 Info : 0.32mm 30m

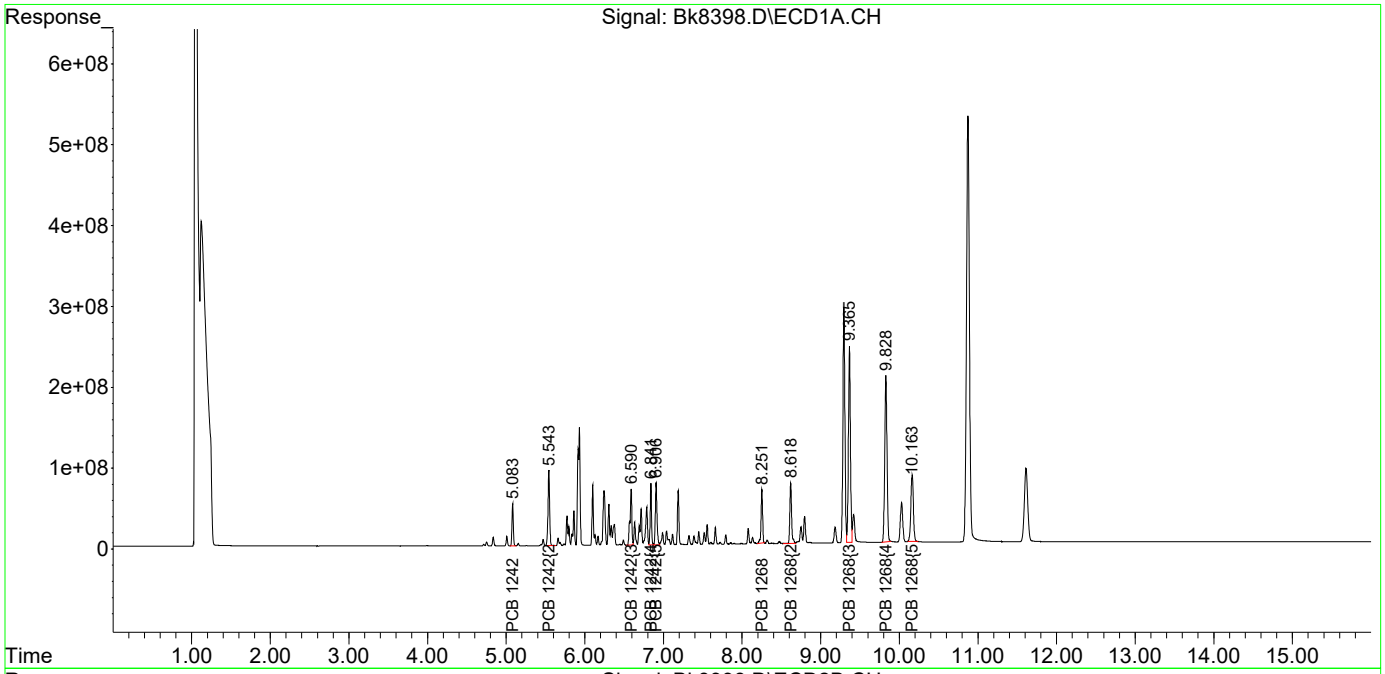

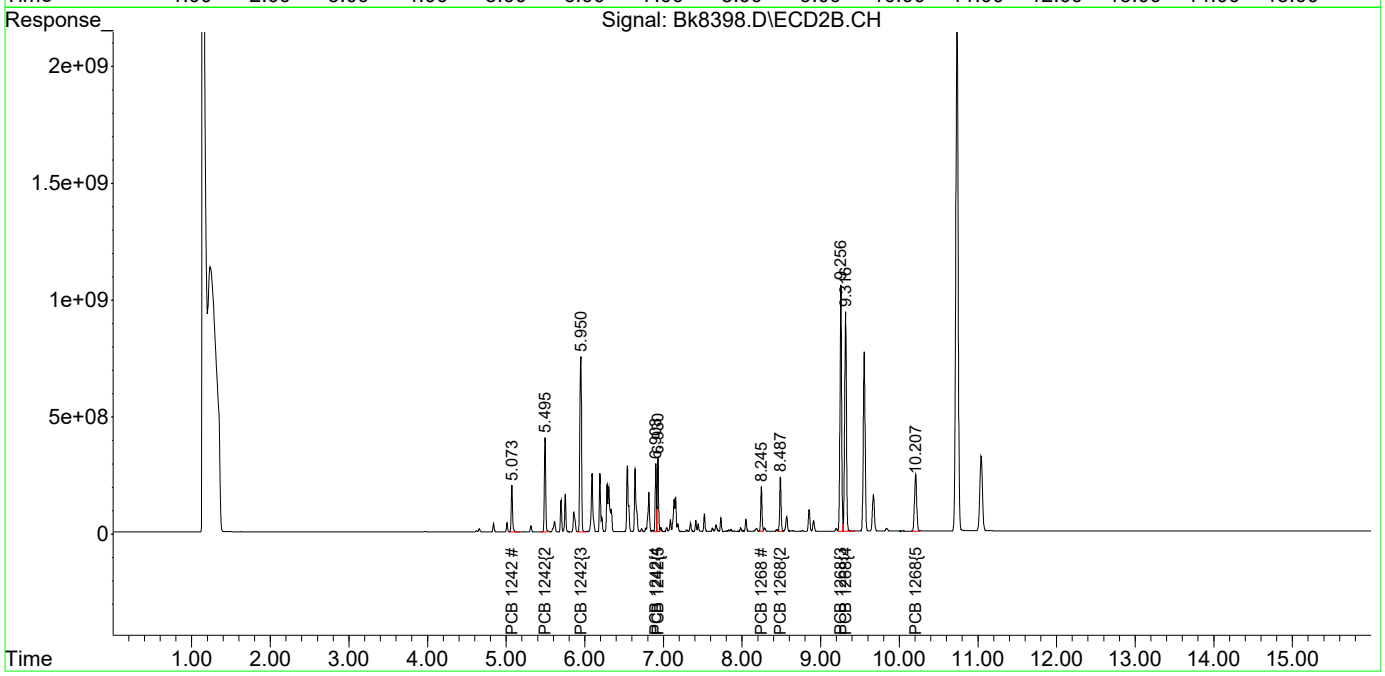

1st DM 06/21/21
2nd BA 06/21/21

Quantitation Report (Qedit)

Data Path : I:\ACQUDATA\6890G\Data\061621\
Data File : Bk8399.D
Signal(s) : Signal #1: ECD1A.CH Signal #2: ECD2B.CH
Acq On : 16 Jun 2021 9:44 pm
Operator : B.Allgeier
Sample : 1248 LL
Misc : 8082
ALS Vial : 20 Sample Multiplier: 1

Integration File signal 1: AUTOINT1.E
Integration File signal 2: AUTOINT2.E
Quant Time: Jun 17 08:59:38 2021
Quant Method : I:\ACQUDATA\6890G\Methods\G-PCB061621.M
Quant Title : 608/8082 PCB'S
QLast Update : Wed Jun 16 14:53:45 2021
Response via : Initial Calibration
Integrator: ChemStation 6890 Scale Mode: Large solvent peaks clipped

Volume Inj. : 2uL
Signal #1 Phase : DB-1701 Signal #2 Phase: DB-17
Signal #1 Info : 0.32mm 30m Signal #2 Info : 0.32mm 30m

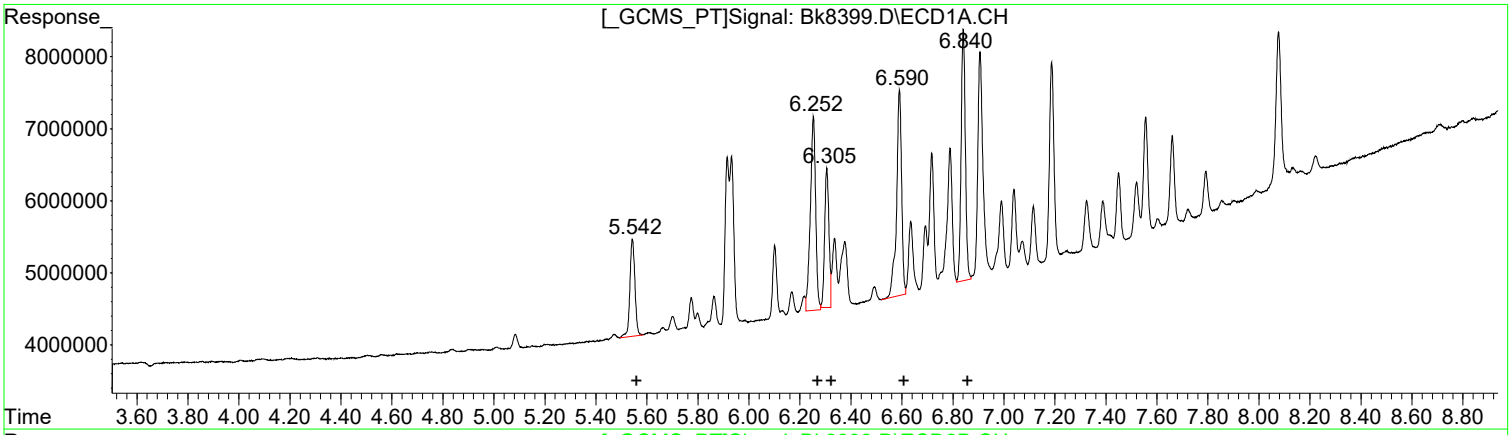

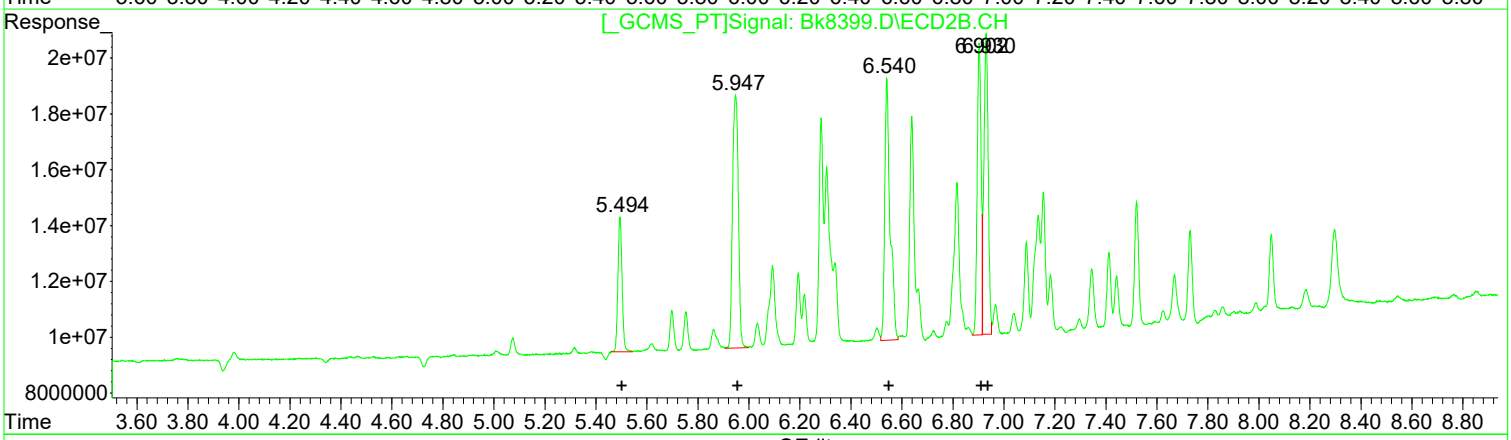

QEdit

(23) PCB 1248 (L5c)

R.T.	Response	Conc
5.54	18573028	42.12
6.25	38723679	41.20
6.31	22691491	41.09
6.59	39467778	42.13
6.84	40417987	41.19

(23) PCB 1248 #2 (L5c)

R.T.	Response	Conc
5.49	54688881	28.84
5.95	143266084	27.65
6.54	136099292	27.44
6.90	108694955	27.04
6.93	123444528	26.59

Manual Integration:

After

Poor integration.

06/17/21

(+) = Expected Retention Time

1st DM 06/21/21
2nd BA 06/21/21

Quantitation Report (Qedit)

Data Path : I:\ACQUDATA\6890G\Data\061621\
Data File : Bk8399.D
Signal(s) : Signal #1: ECD1A.CH Signal #2: ECD2B.CH
Acq On : 16 Jun 2021 9:44 pm
Operator : B.Allgeier
Sample : 1248 LL
Misc : 8082
ALS Vial : 20 Sample Multiplier: 1

Integration File signal 1: AUTOINT1.E
Integration File signal 2: AUTOINT2.E
Quant Time: Jun 17 08:59:38 2021
Quant Method : I:\ACQUDATA\6890G\Methods\G-PCB061621.M
Quant Title : 608/8082 PCB'S
QLast Update : Wed Jun 16 14:53:45 2021
Response via : Initial Calibration
Integrator: ChemStation 6890 Scale Mode: Large solvent peaks clipped

Volume Inj. : 2uL
Signal #1 Phase : DB-1701 Signal #2 Phase: DB-17
Signal #1 Info : 0.32mm 30m Signal #2 Info : 0.32mm 30m

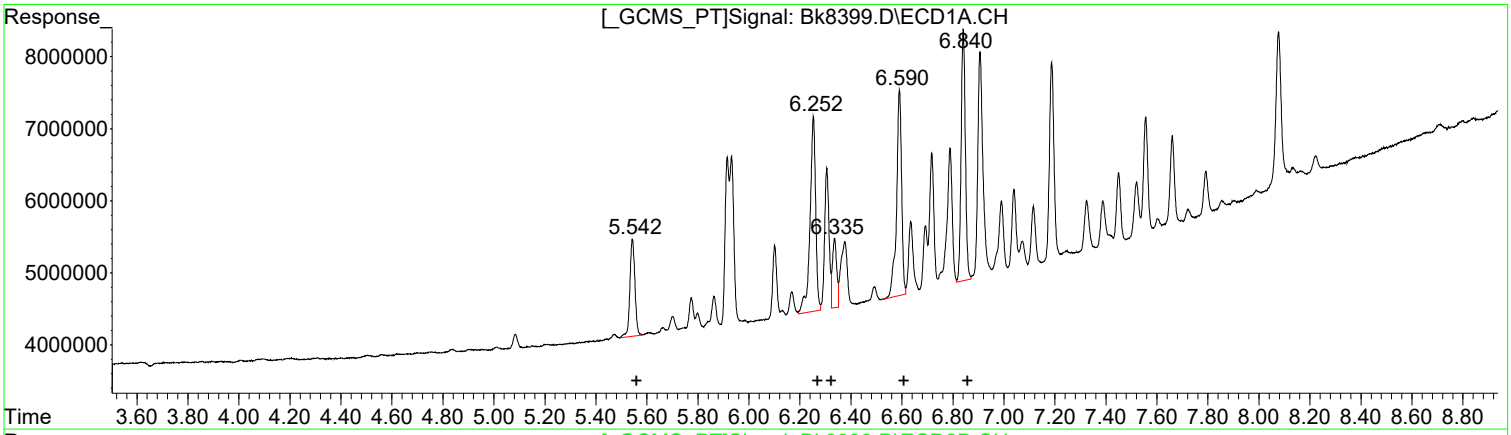

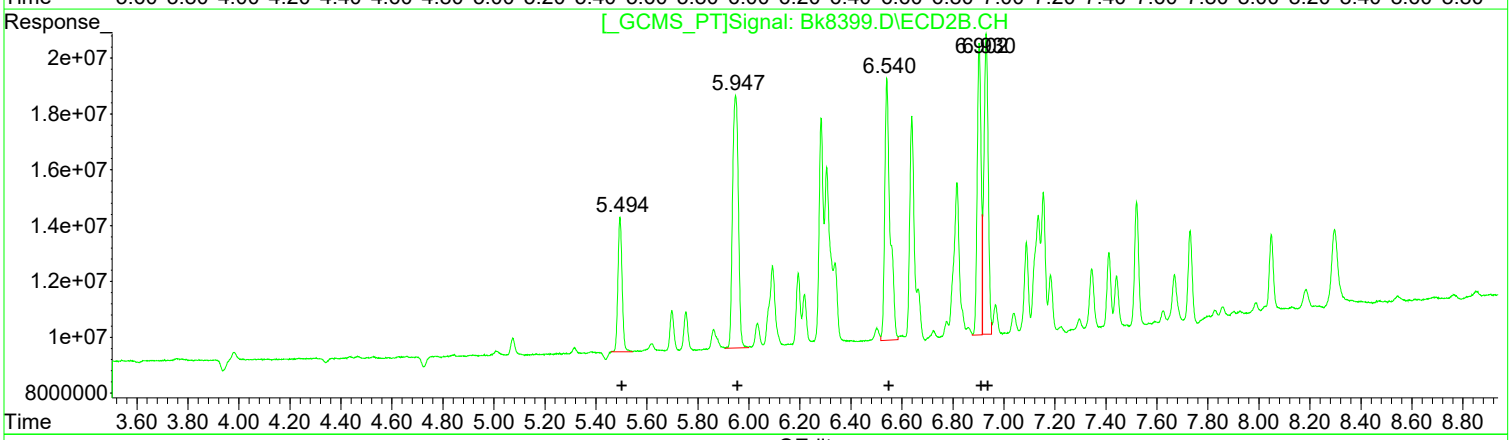

QEdit

(23) PCB 1248 (L5c)

R.T.	Response	Conc
5.54	18573028	42.12
6.25	41686358	44.35
6.34	11356526	20.57
6.59	39467778	42.13
6.84	40417987	41.19

(23) PCB 1248 #2 (L5c)

R.T.	Response	Conc
5.49	54688881	28.84
5.95	143266084	27.65
6.54	136099292	27.44
6.90	108694955	27.04
6.93	123444528	26.59

Manual Integration:

Before

06/17/21

(+) = Expected Retention Time

1st DM 06/21/21
2nd BA 06/21/21

Quantitation Report (Qedit)

Data Path : I:\ACQUDATA\6890G\Data\061621\
Data File : Bk8400.D
Signal(s) : Signal #1: ECD1A.CH Signal #2: ECD2B.CH
Acq On : 16 Jun 2021 10:04 pm
Operator : B.Allgeier
Sample : 1248 L
Misc : 8082
ALS Vial : 21 Sample Multiplier: 1

Integration File signal 1: AUTOINT1.E
Integration File signal 2: AUTOINT2.E
Quant Time: Jun 17 08:59:44 2021
Quant Method : I:\ACQUDATA\6890G\Methods\G-PCB061621.M
Quant Title : 608/8082 PCB'S
QLast Update : Wed Jun 16 14:53:45 2021
Response via : Initial Calibration
Integrator: ChemStation 6890 Scale Mode: Large solvent peaks clipped

Volume Inj. : 2uL
Signal #1 Phase : DB-1701 Signal #2 Phase: DB-17
Signal #1 Info : 0.32mm 30m Signal #2 Info : 0.32mm 30m

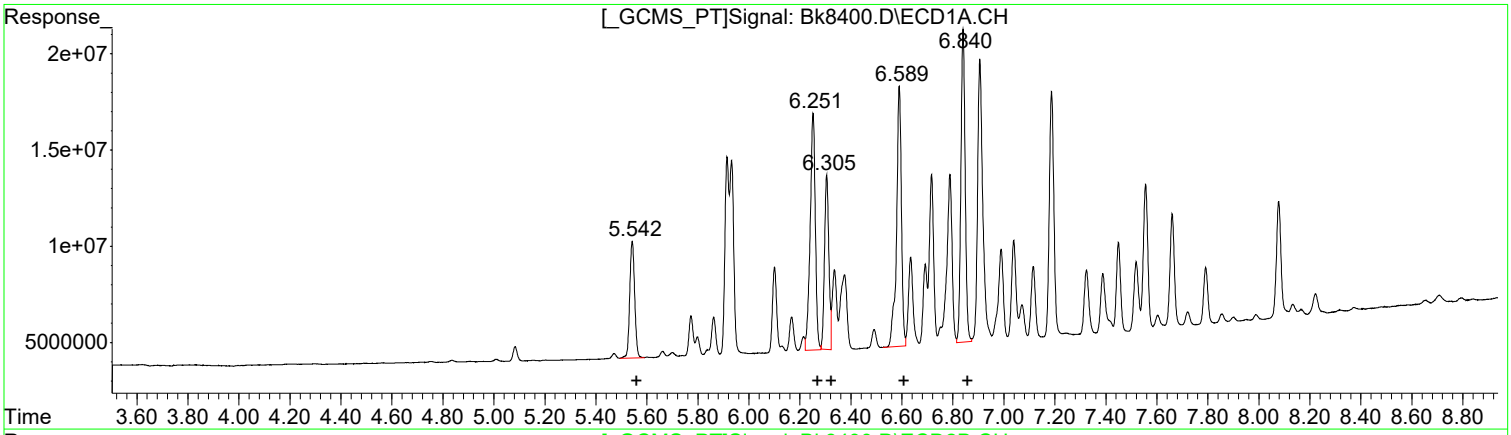

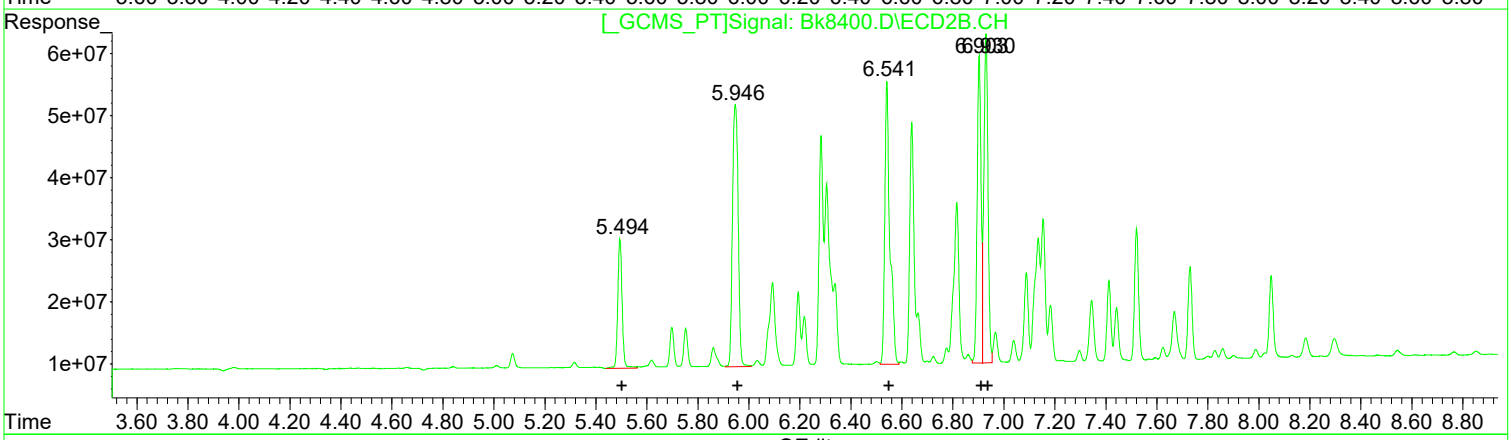

QEdit

(23) PCB 1248 (L5c)

R.T.	Response	Conc
5.54	81406688	184.63
6.25	174235908	185.38
6.30	107079664	193.91
6.59	180472524	192.66
6.84	189197759	192.82

(23) PCB 1248 #2 (L5c)

R.T.	Response	Conc
5.49	249256720	131.44
5.95	658079773	127.02
6.54	633273439	127.66
6.90	528836051	131.54
6.93	596768597	128.53

Manual Integration:

After

Poor integration.

06/17/21

(+) = Expected Retention Time

1st DM 06/21/21
2nd BA 06/21/21

Quantitation Report (QT Reviewed)

Data Path : I:\ACQUDATA\6890G\Data\061621\
Data File : Bk8400.D
Signal(s) : Signal #1: ECD1A.CH Signal #2: ECD2B.CH
Acq On : 16 Jun 2021 10:04 pm
Operator : B.Allgeier
Sample : 1248 L
Misc : 8082
ALS Vial : 21 Sample Multiplier: 1

Integration File signal 1: AUTOINT1.E
Integration File signal 2: AUTOINT2.E
Quant Time: Jun 17 08:59:44 2021
Quant Method : I:\ACQUDATA\6890G\Methods\G-PCB061621.M
Quant Title : 608/8082 PCB'S
QLast Update : Wed Jun 16 14:53:45 2021
Response via : Initial Calibration
Integrator: ChemStation 6890 Scale Mode: Large solvent peaks clipped

Volume Inj. : 2uL
Signal #1 Phase : DB-1701 Signal #2 Phase: DB-17
Signal #1 Info : 0.32mm 30m Signal #2 Info : 0.32mm 30m

Compound	RT#1	RT#2	Resp#1	Resp#2	ug/l	ug/l
System Monitoring Compounds						
Target Compounds						
Sum PCB 1016			0	0	N.D.	N.D.
Average PCB 1016					0.000	0.000
Sum PCB 1221			0	0	N.D.	N.D.
Average PCB 1221					0.000	0.000
Sum PCB 1232			0	0	N.D.	N.D.
Average PCB 1232					0.000	0.000
Sum PCB 1242			0	0	N.D.	N.D.
Average PCB 1242					0.000	0.000
23) L5c PCB 1248	5.543	5.494	81406688	249.3E6	184.627	131.445 #
24) L5c PCB 1248{2}	6.251	5.947	174.2E6	658.1E6	185.383m	127.024 #
25) L5c PCB 1248{3}	6.305	6.541	107.1E6	633.3E6	193.912m	127.661 #
26) L5c PCB 1248{4}	6.590	6.903	180.5E6	528.8E6	192.661	131.542 #
27) L5c PCB 1248{5}	6.840	6.930	189.2E6	596.8E6	192.819	128.532 #
Sum PCB 1248			732.4E6	2666.2E6	949.402	646.204
Average PCB 1248					189.880	129.241
Sum PCB 1254			0	0	N.D.	N.D.
Average PCB 1254					0.000	0.000
Sum PCB 1260			0	0	N.D.	N.D.
Average PCB 1260					0.000	0.000
Sum PCB 1268			0	0	N.D.	N.D.
Average PCB 1268					0.000	0.000
Sum PCB 1262			0	0	N.D.	N.D.
Average PCB 1262					0.000	0.000

(f)=RT Delta > 1/2 Window (#)=Amounts differ by > 25% (m)=manual int.

Quantitation Report (QT Reviewed)

Data Path : I:\ACQUDATA\6890G\Data\061621\
Data File : Bk8400.D
Signal(s) : Signal #1: ECD1A.CH Signal #2: ECD2B.CH
Acq On : 16 Jun 2021 10:04 pm
Operator : B.Allgeier
Sample : 1248 L
Misc : 8082
ALS Vial : 21 Sample Multiplier: 1

Integration File signal 1: AUTOINT1.E
Integration File signal 2: AUTOINT2.E
Quant Time: Jun 17 08:59:44 2021
Quant Method : I:\ACQUDATA\6890G\Methods\G-PCB061621.M
Quant Title : 608/8082 PCB'S
QLast Update : Wed Jun 16 14:53:45 2021
Response via : Initial Calibration
Integrator: ChemStation 6890 Scale Mode: Large solvent peaks clipped

Volume Inj. : 2uL
Signal #1 Phase : DB-1701 Signal #2 Phase: DB-17
Signal #1 Info : 0.32mm 30m Signal #2 Info : 0.32mm 30m

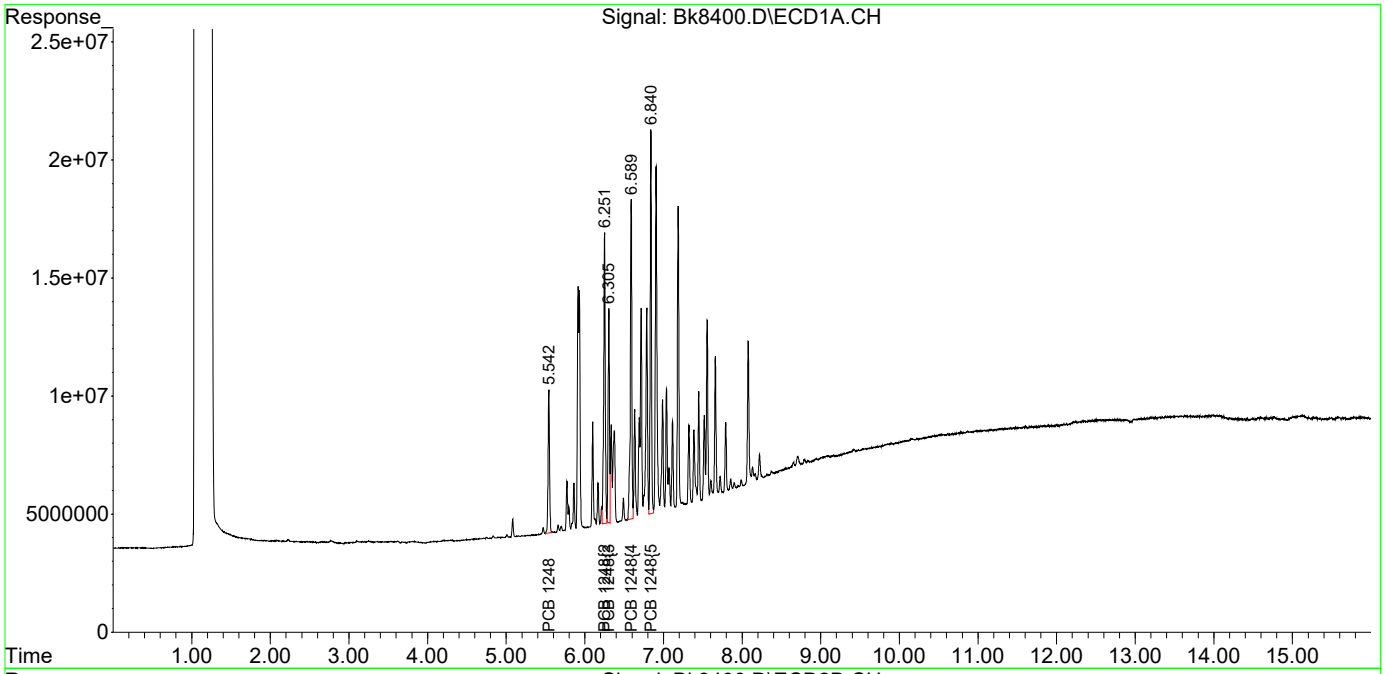

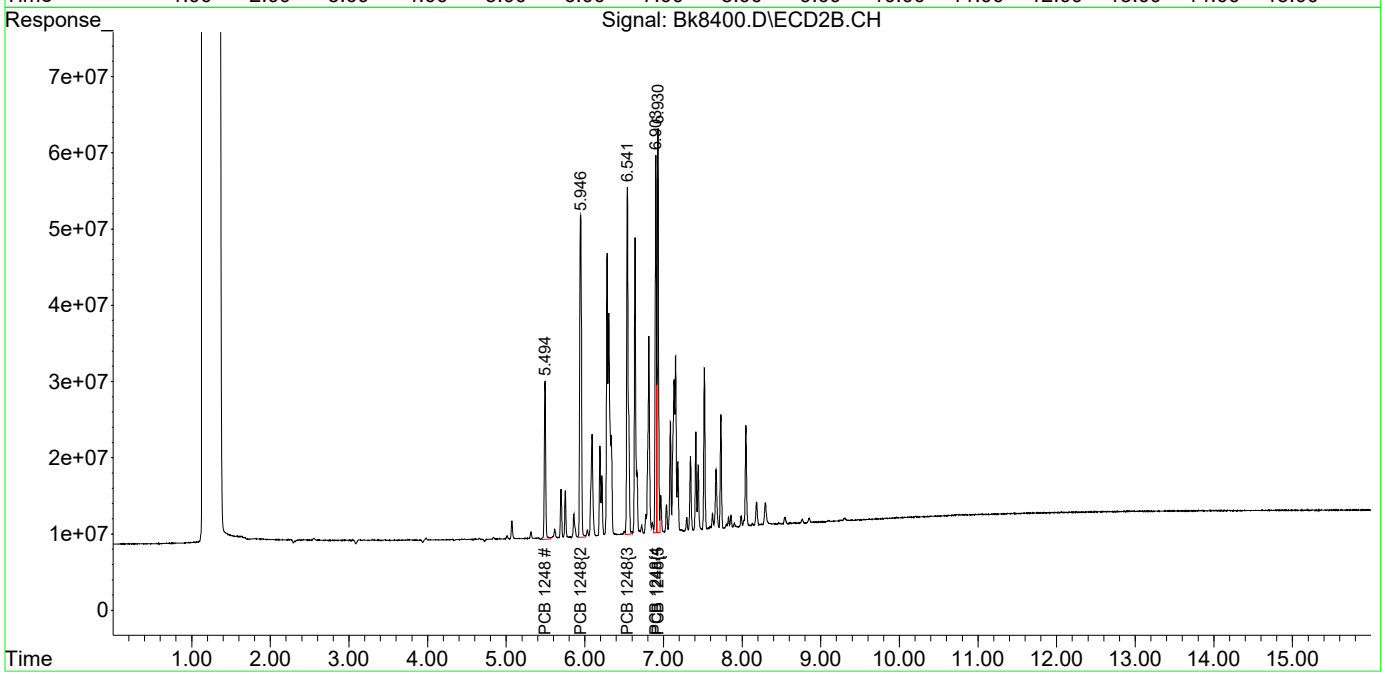

1st DM 06/21/21
2nd BA 06/21/21

Quantitation Report (Qedit)

Data Path : I:\ACQUDATA\6890G\Data\061621\
Data File : Bk8401.D
Signal(s) : Signal #1: ECD1A.CH Signal #2: ECD2B.CH
Acq On : 16 Jun 2021 10:24 pm
Operator : B.Allgeier
Sample : 1248 ML
Misc : 8082
ALS Vial : 22 Sample Multiplier: 1

Integration File signal 1: AUTOINT1.E
Integration File signal 2: AUTOINT2.E
Quant Time: Jun 17 08:59:51 2021
Quant Method : I:\ACQUDATA\6890G\Methods\G-PCB061621.M
Quant Title : 608/8082 PCB'S
QLast Update : Wed Jun 16 14:53:45 2021
Response via : Initial Calibration
Integrator: ChemStation 6890 Scale Mode: Large solvent peaks clipped

Volume Inj. : 2uL
Signal #1 Phase : DB-1701 Signal #2 Phase: DB-17
Signal #1 Info : 0.32mm 30m Signal #2 Info : 0.32mm 30m

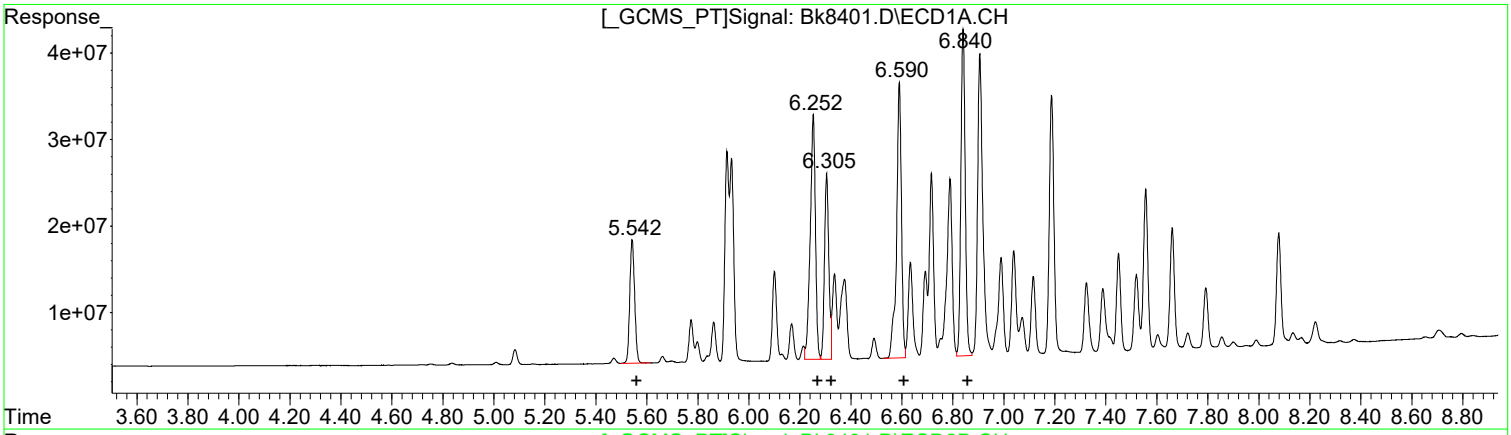

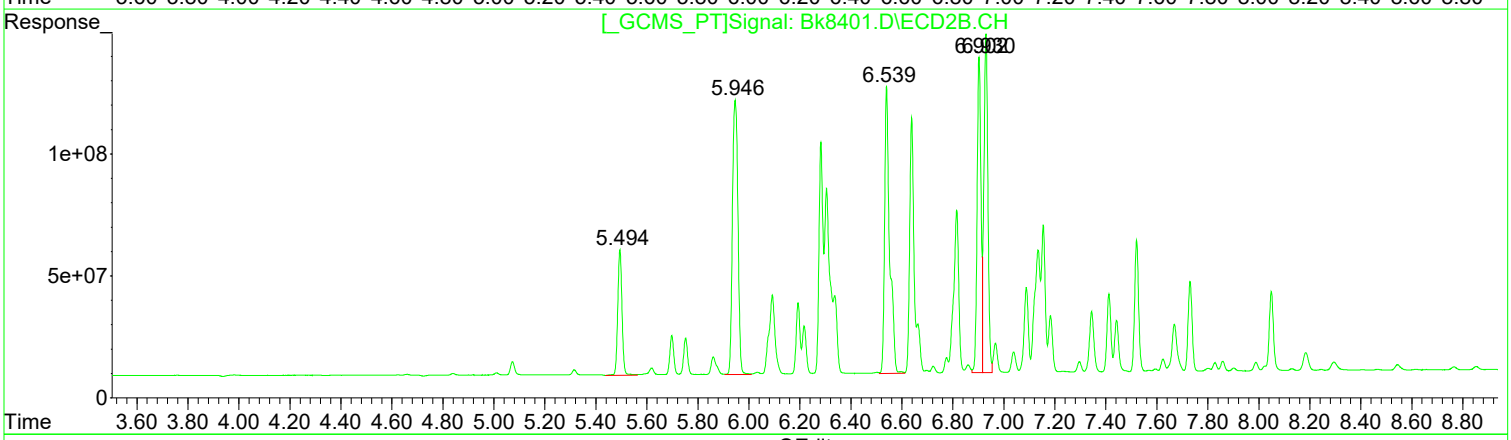

QEdit

(23) PCB 1248 (L5c)

R.T.	Response	Conc
5.54	189830832	430.53
6.25	401184660	426.85
6.30	256419429	464.35
6.59	424890388	453.59
6.84	445937629	454.47

(23) PCB 1248 #2 (L5c)

R.T.	Response	Conc
5.49	598214489	315.47
5.95	1692076444	326.61
6.54	1614670674	325.50
6.90	1354802504	336.99
6.93	1538906642	331.45

Manual Integration:

After

Poor integration.

06/17/21

(+) = Expected Retention Time

1st DM 06/21/21
2nd BA 06/21/21

Quantitation Report (Qedit)

Data Path : I:\ACQUDATA\6890G\Data\061621\
Data File : Bk8401.D
Signal(s) : Signal #1: ECD1A.CH Signal #2: ECD2B.CH
Acq On : 16 Jun 2021 10:24 pm
Operator : B.Allgeier
Sample : 1248 ML
Misc : 8082
ALS Vial : 22 Sample Multiplier: 1

Integration File signal 1: AUTOINT1.E
Integration File signal 2: AUTOINT2.E
Quant Time: Jun 17 08:59:51 2021
Quant Method : I:\ACQUDATA\6890G\Methods\G-PCB061621.M
Quant Title : 608/8082 PCB'S
QLast Update : Wed Jun 16 14:53:45 2021
Response via : Initial Calibration
Integrator: ChemStation 6890 Scale Mode: Large solvent peaks clipped

Volume Inj. : 2uL
Signal #1 Phase : DB-1701 Signal #2 Phase: DB-17
Signal #1 Info : 0.32mm 30m Signal #2 Info : 0.32mm 30m

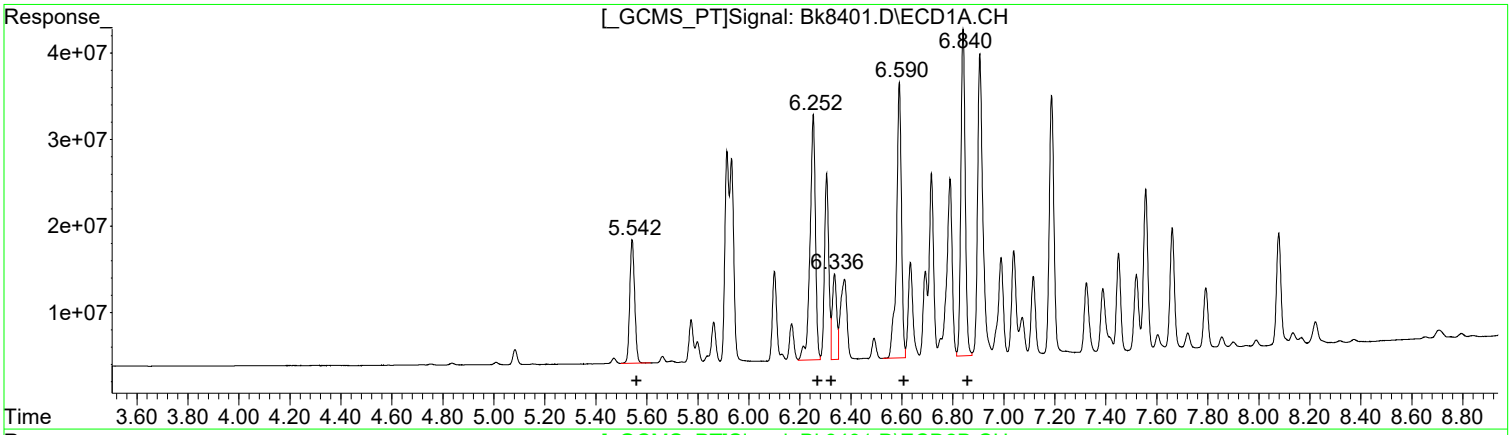

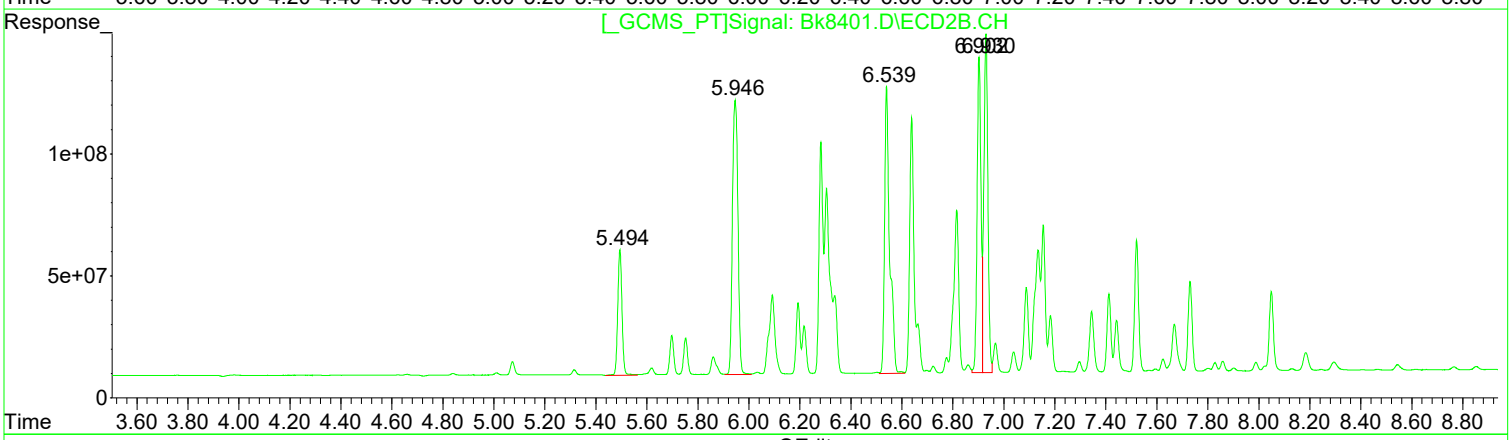

QEdit

(23) PCB 1248 (L5c)

R.T.	Response	Conc
5.54	189830832	430.53
6.25	418021624	444.77
6.34	117642184	213.04
6.59	424890388	453.59
6.84	445937629	454.47

(23) PCB 1248 #2 (L5c)

R.T.	Response	Conc
5.49	598214489	315.47
5.95	1692076444	326.61
6.54	1614670674	325.50
6.90	1354802504	336.99
6.93	1538906642	331.45

Manual Integration:

Before

06/17/21

(+) = Expected Retention Time

1st DM 06/21/21
2nd BA 06/21/21

Quantitation Report (QT Reviewed)

Data Path : I:\ACQUDATA\6890G\Data\061621\
Data File : Bk8401.D
Signal(s) : Signal #1: ECD1A.CH Signal #2: ECD2B.CH
Acq On : 16 Jun 2021 10:24 pm
Operator : B.Allgeier
Sample : 1248 ML
Misc : 8082
ALS Vial : 22 Sample Multiplier: 1

Integration File signal 1: AUTOINT1.E
Integration File signal 2: AUTOINT2.E
Quant Time: Jun 17 08:59:51 2021
Quant Method : I:\ACQUDATA\6890G\Methods\G-PCB061621.M
Quant Title : 608/8082 PCB'S
QLast Update : Wed Jun 16 14:53:45 2021
Response via : Initial Calibration
Integrator: ChemStation 6890 Scale Mode: Large solvent peaks clipped

Volume Inj. : 2uL
Signal #1 Phase : DB-1701 Signal #2 Phase: DB-17
Signal #1 Info : 0.32mm 30m Signal #2 Info : 0.32mm 30m

Compound	RT#1	RT#2	Resp#1	Resp#2	ug/l	ug/l
System Monitoring Compounds						
Target Compounds						
Sum PCB 1016			0	0	N.D.	N.D.
Average PCB 1016					0.000	0.000
Sum PCB 1221			0	0	N.D.	N.D.
Average PCB 1221					0.000	0.000
Sum PCB 1232			0	0	N.D.	N.D.
Average PCB 1232					0.000	0.000
Sum PCB 1242			0	0	N.D.	N.D.
Average PCB 1242					0.000	0.000
23) L5c PCB 1248	5.542	5.494	189.8E6	598.2E6	430.529	315.466 #
24) L5c PCB 1248{2}	6.252	5.946	401.2E6	1692.1E6	426.851m	326.608
25) L5c PCB 1248{3}	6.305	6.540	256.4E6	1614.7E6	464.353m	325.501 #
26) L5c PCB 1248{4}	6.590	6.903	424.9E6	1354.8E6	453.586	336.991 #
27) L5c PCB 1248{5}	6.840	6.930	445.9E6	1538.9E6	454.474	331.450 #
Sum PCB 1248			1718.3E6	6798.7E6	2229.793	1636.016
Average PCB 1248					445.959	327.203
Sum PCB 1254			0	0	N.D.	N.D.
Average PCB 1254					0.000	0.000
Sum PCB 1260			0	0	N.D.	N.D.
Average PCB 1260					0.000	0.000
Sum PCB 1268			0	0	N.D.	N.D.
Average PCB 1268					0.000	0.000
Sum PCB 1262			0	0	N.D.	N.D.
Average PCB 1262					0.000	0.000

(f)=RT Delta > 1/2 Window (#)=Amounts differ by > 25% (m)=manual int.

Quantitation Report (QT Reviewed)

Data Path : I:\ACQUDATA\6890G\Data\061621\
Data File : Bk8401.D
Signal(s) : Signal #1: ECD1A.CH Signal #2: ECD2B.CH
Acq On : 16 Jun 2021 10:24 pm
Operator : B.Allgeier
Sample : 1248 ML
Misc : 8082
ALS Vial : 22 Sample Multiplier: 1

Integration File signal 1: AUTOINT1.E
Integration File signal 2: AUTOINT2.E
Quant Time: Jun 17 08:59:51 2021
Quant Method : I:\ACQUDATA\6890G\Methods\G-PCB061621.M
Quant Title : 608/8082 PCB'S
QLast Update : Wed Jun 16 14:53:45 2021
Response via : Initial Calibration
Integrator: ChemStation 6890 Scale Mode: Large solvent peaks clipped

Volume Inj. : 2uL
Signal #1 Phase : DB-1701 Signal #2 Phase: DB-17
Signal #1 Info : 0.32mm 30m Signal #2 Info : 0.32mm 30m

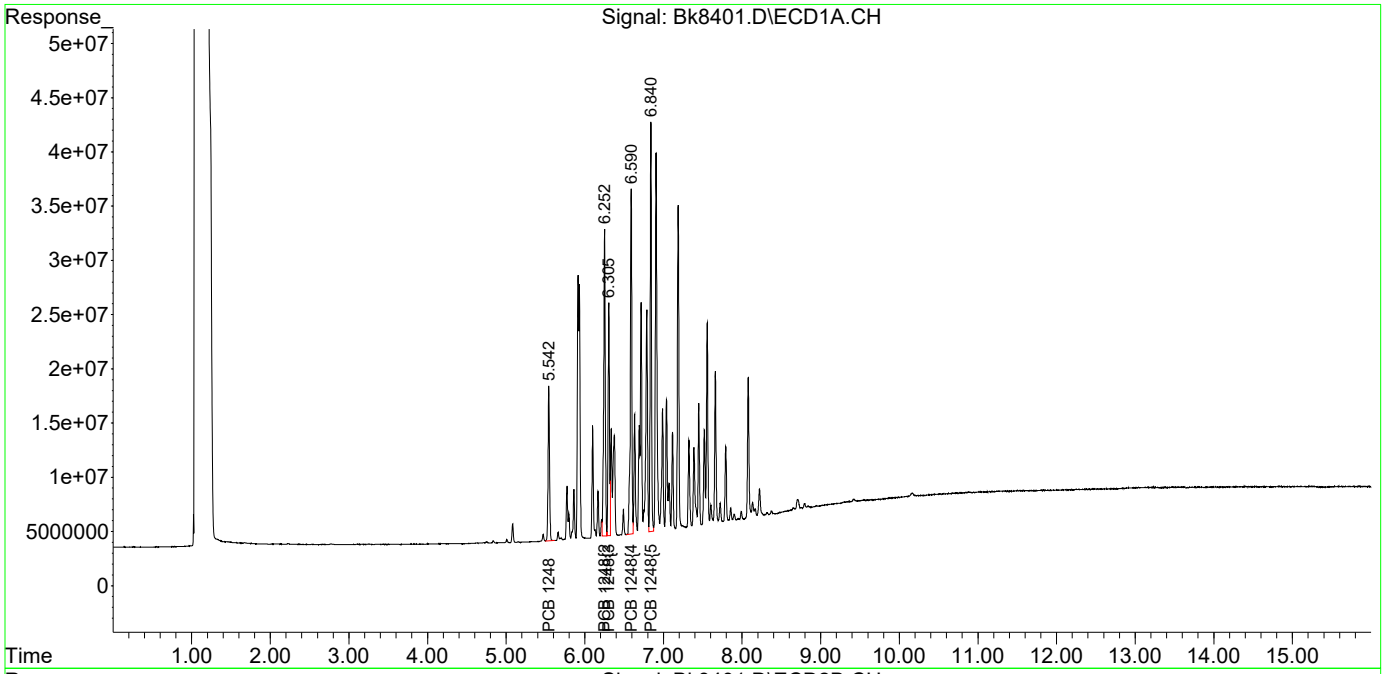

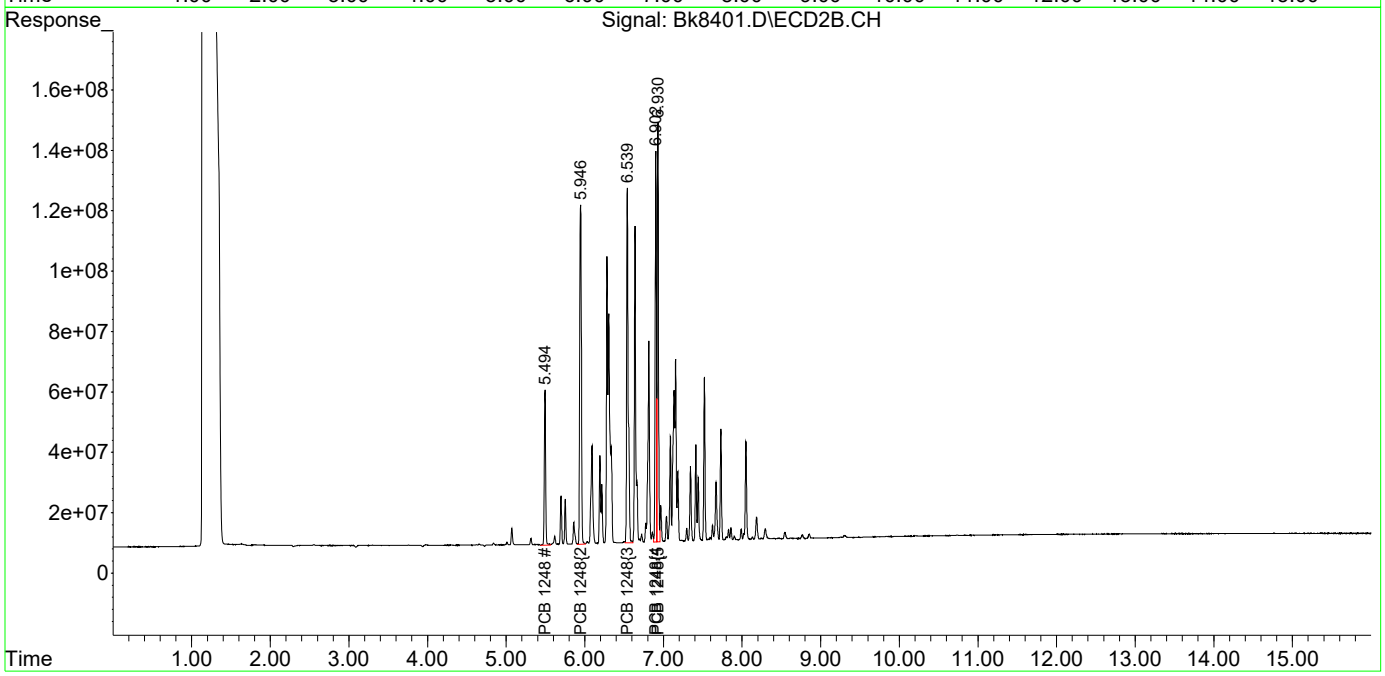

1st DM 06/21/21
2nd BA 06/21/21

Quantitation Report (Qedit)

Data Path : I:\ACQUDATA\6890G\Data\061621\
Data File : Bk8402.D
Signal(s) : Signal #1: ECD1A.CH Signal #2: ECD2B.CH
Acq On : 16 Jun 2021 10:43 pm
Operator : B.Allgeier
Sample : 1248 M
Misc : 8082
ALS Vial : 23 Sample Multiplier: 1

Integration File signal 1: AUTOINT1.E
Integration File signal 2: AUTOINT2.E
Quant Time: Jun 17 08:59:58 2021
Quant Method : I:\ACQUDATA\6890G\Methods\G-PCB061621.M
Quant Title : 608/8082 PCB'S
QLast Update : Wed Jun 16 14:53:45 2021
Response via : Initial Calibration
Integrator: ChemStation 6890 Scale Mode: Large solvent peaks clipped

Volume Inj. : 2uL
Signal #1 Phase : DB-1701 Signal #2 Phase: DB-17
Signal #1 Info : 0.32mm 30m Signal #2 Info : 0.32mm 30m

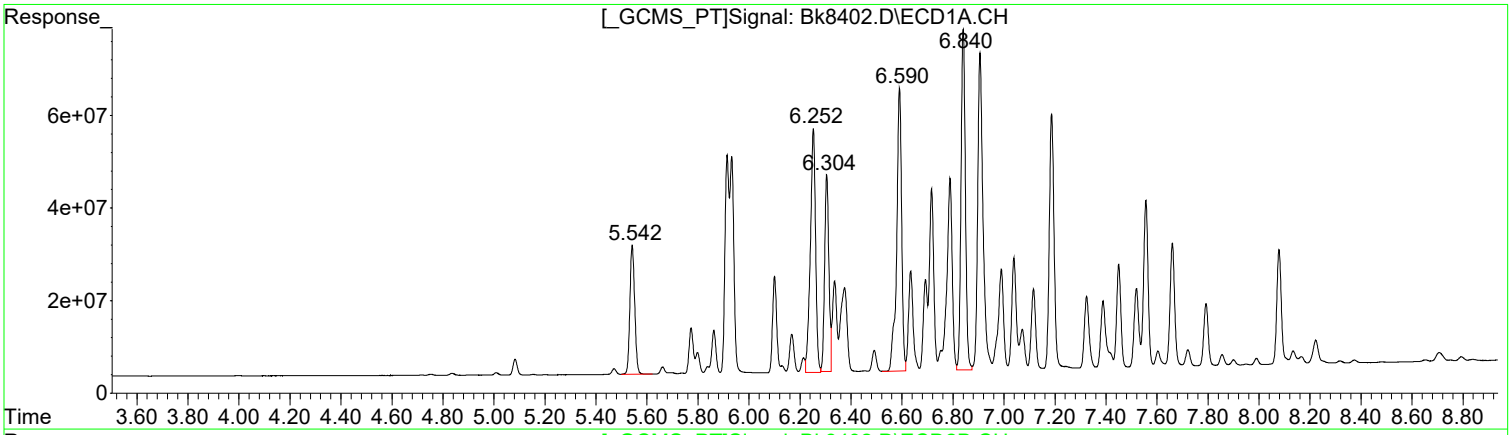

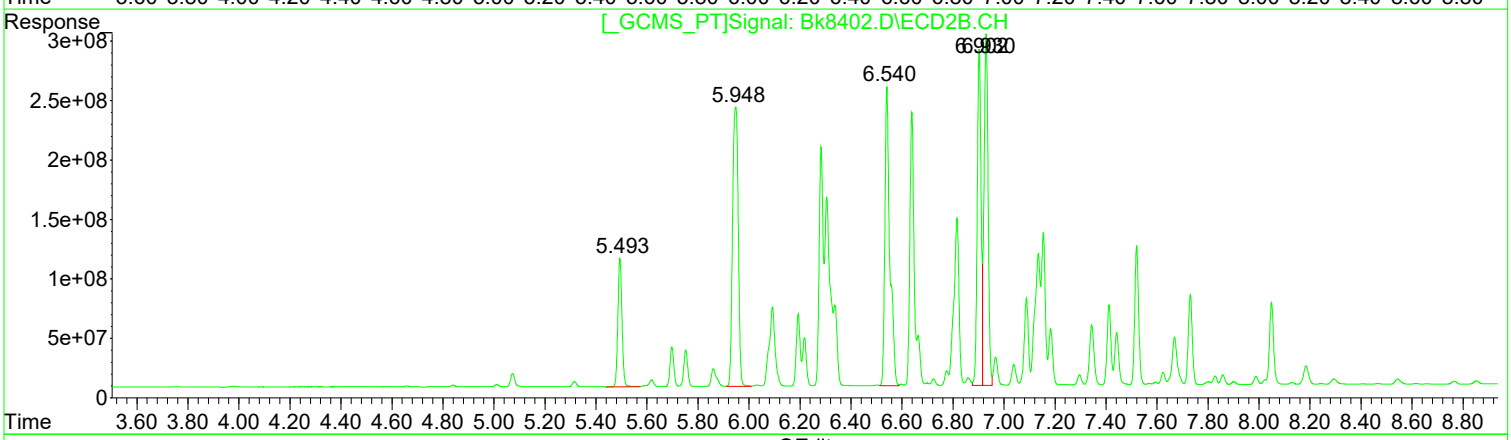

QEdit

(23) PCB 1248 (L5c)

R.T.	Response	Conc
5.54	366491925	831.19
6.25	750670649	798.70
6.30	492437271	891.76
6.59	829668465	885.70
6.84	883770159	900.69

(23) PCB 1248 #2 (L5c)

R.T.	Response	Conc
5.49	1217575166	642.08
5.95	3620940503	698.92
6.54	3420051368	689.45
6.90	2919276373	726.14
6.93	3310212590	712.95

Manual Integration:

After

Poor integration.

06/17/21

(+) = Expected Retention Time

1st DM 06/21/21
2nd BA 06/21/21

Quantitation Report (QT Reviewed)

Data Path : I:\ACQUDATA\6890G\Data\061621\
Data File : Bk8402.D
Signal(s) : Signal #1: ECD1A.CH Signal #2: ECD2B.CH
Acq On : 16 Jun 2021 10:43 pm
Operator : B.Allgeier
Sample : 1248 M
Misc : 8082
ALS Vial : 23 Sample Multiplier: 1

Integration File signal 1: AUTOINT1.E
Integration File signal 2: AUTOINT2.E
Quant Time: Jun 17 08:59:58 2021
Quant Method : I:\ACQUDATA\6890G\Methods\G-PCB061621.M
Quant Title : 608/8082 PCB'S
QLast Update : Wed Jun 16 14:53:45 2021
Response via : Initial Calibration
Integrator: ChemStation 6890 Scale Mode: Large solvent peaks clipped

Volume Inj. : 2uL
Signal #1 Phase : DB-1701 Signal #2 Phase: DB-17
Signal #1 Info : 0.32mm 30m Signal #2 Info : 0.32mm 30m

Compound	RT#1	RT#2	Resp#1	Resp#2	ug/l	ug/l
System Monitoring Compounds						
Target Compounds						
Sum PCB 1016			0	0	N.D.	N.D.
Average PCB 1016					0.000	0.000
Sum PCB 1221			0	0	N.D.	N.D.
Average PCB 1221					0.000	0.000
Sum PCB 1232			0	0	N.D.	N.D.
Average PCB 1232					0.000	0.000
Sum PCB 1242			0	0	N.D.	N.D.
Average PCB 1242					0.000	0.000
23) L5c PCB 1248	5.542	5.494	366.5E6	1217.6E6	831.189	642.084
24) L5c PCB 1248{2}	6.252	5.948	750.7E6	3620.9E6	798.697m	698.921
25) L5c PCB 1248{3}	6.304	6.541	492.4E6	3420.1E6	891.760m	689.446
26) L5c PCB 1248{4}	6.590	6.903	829.7E6	2919.3E6	885.701	726.135
27) L5c PCB 1248{5}	6.840	6.930	883.8E6	3310.2E6	900.687	712.955
Sum PCB 1248			3323.0E6	14488.1E6	4308.034	3469.541
Average PCB 1248					861.607	693.908
Sum PCB 1254			0	0	N.D.	N.D.
Average PCB 1254					0.000	0.000
Sum PCB 1260			0	0	N.D.	N.D.
Average PCB 1260					0.000	0.000
Sum PCB 1268			0	0	N.D.	N.D.
Average PCB 1268					0.000	0.000
Sum PCB 1262			0	0	N.D.	N.D.
Average PCB 1262					0.000	0.000

(f)=RT Delta > 1/2 Window (#)=Amounts differ by > 25% (m)=manual int.

1st DM 06/21/21
2nd BA 06/21/21

Quantitation Report (QT Reviewed)

Data Path : I:\ACQUDATA\6890G\Data\061621\
Data File : Bk8402.D
Signal(s) : Signal #1: ECD1A.CH Signal #2: ECD2B.CH
Acq On : 16 Jun 2021 10:43 pm
Operator : B.Allgeier
Sample : 1248 M
Misc : 8082
ALS Vial : 23 Sample Multiplier: 1

Integration File signal 1: AUTOINT1.E
Integration File signal 2: AUTOINT2.E
Quant Time: Jun 17 08:59:58 2021
Quant Method : I:\ACQUDATA\6890G\Methods\G-PCB061621.M
Quant Title : 608/8082 PCB'S
QLast Update : Wed Jun 16 14:53:45 2021
Response via : Initial Calibration
Integrator: ChemStation 6890 Scale Mode: Large solvent peaks clipped

Volume Inj. : 2uL
Signal #1 Phase : DB-1701 Signal #2 Phase: DB-17
Signal #1 Info : 0.32mm 30m Signal #2 Info : 0.32mm 30m

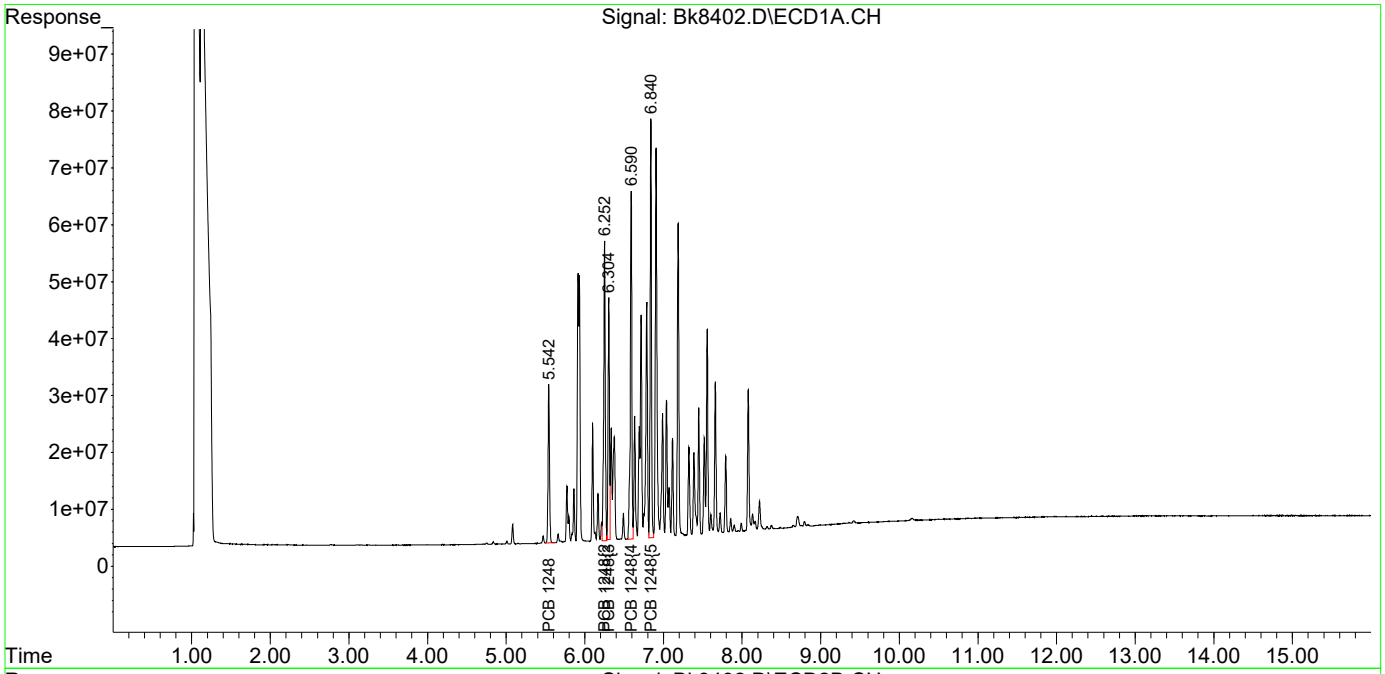

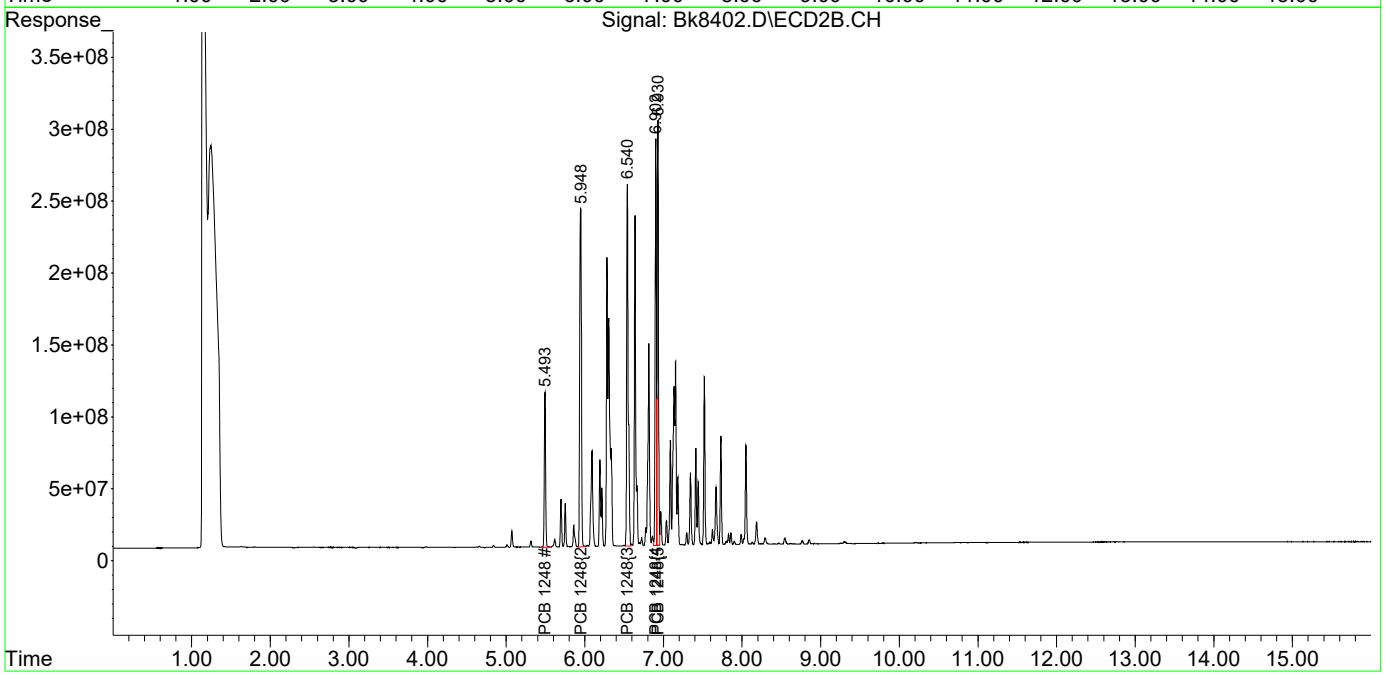

1st DM 06/21/21
2nd BA 06/21/21

Quantitation Report (Qedit)

Data Path : I:\ACQUDATA\6890G\Data\061621\
Data File : Bk8403.D
Signal(s) : Signal #1: ECD1A.CH Signal #2: ECD2B.CH
Acq On : 16 Jun 2021 11:03 pm
Operator : B.Allgeier
Sample : 1248 MH
Misc : 8082
ALS Vial : 24 Sample Multiplier: 1

Integration File signal 1: AUTOINT1.E
Integration File signal 2: AUTOINT2.E
Quant Time: Jun 17 09:00:05 2021
Quant Method : I:\ACQUDATA\6890G\Methods\G-PCB061621.M
Quant Title : 608/8082 PCB'S
QLast Update : Wed Jun 16 14:53:45 2021
Response via : Initial Calibration
Integrator: ChemStation 6890 Scale Mode: Large solvent peaks clipped

Volume Inj. : 2uL
Signal #1 Phase : DB-1701 Signal #2 Phase: DB-17
Signal #1 Info : 0.32mm 30m Signal #2 Info : 0.32mm 30m

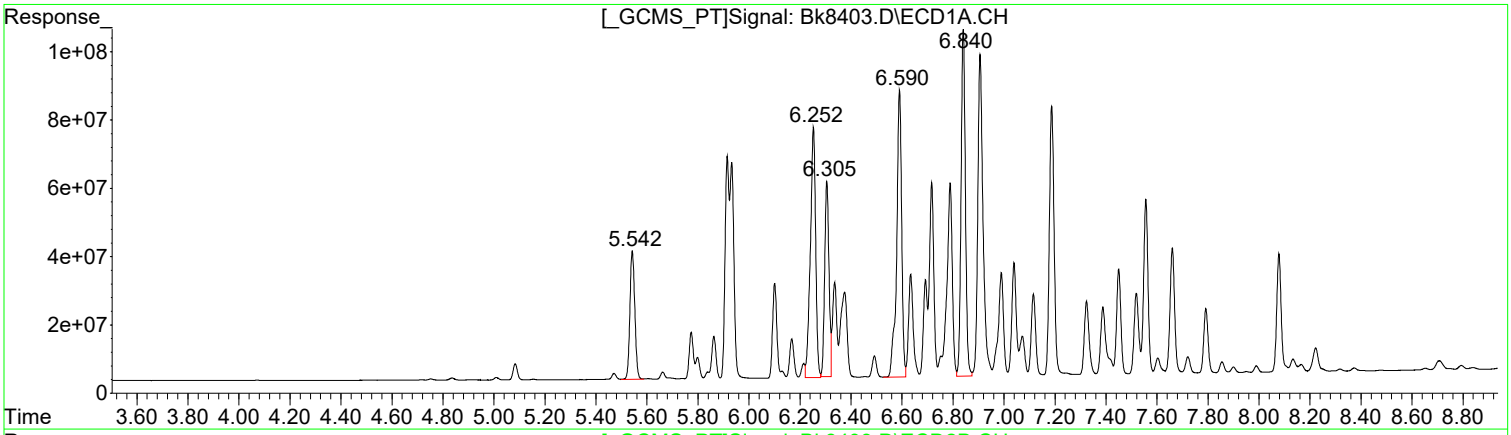

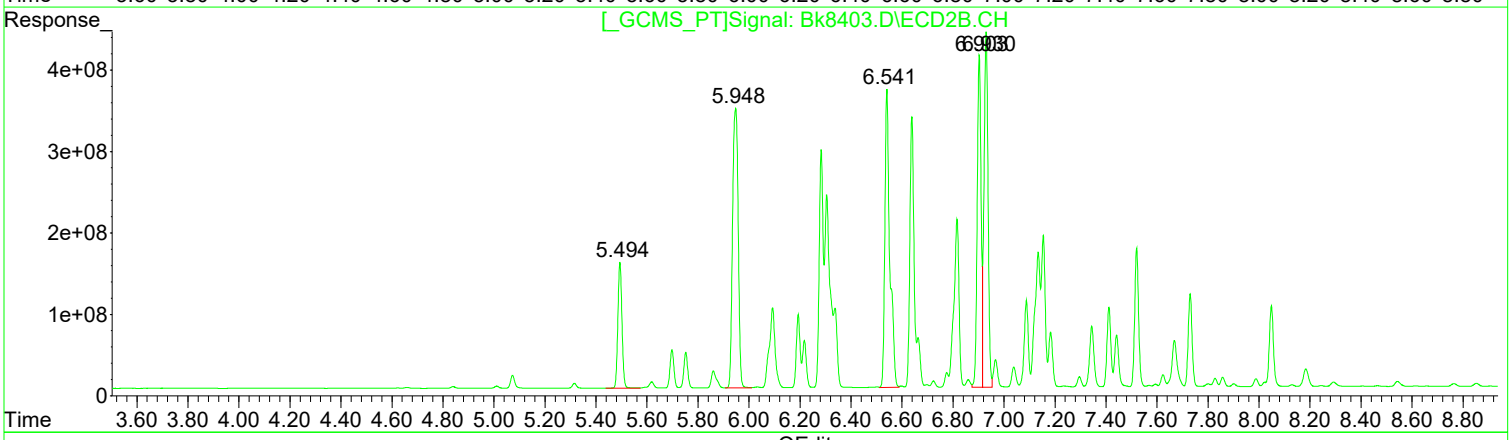

QEdit

(23) PCB 1248 (L5c)

R.T.	Response	Conc
5.54	502977542	1140.73
6.25	1058929849	1126.68
6.30	668233912	1210.11
6.59	1144893502	1222.22
6.84	1205070409	1228.14

(23) PCB 1248 #2 (L5c)

R.T.	Response	Conc
5.49	1729826000	912.22
5.95	5257647962	1014.84
6.54	4971993980	1002.30
6.90	4265143717	1060.90
6.93	4828950773	1040.06

Manual Integration:

After

Poor integration.

06/17/21

(+) = Expected Retention Time

1st DM 06/21/21
2nd BA 06/21/21

Quantitation Report (Qedit)

Data Path : I:\ACQUDATA\6890G\Data\061621\
Data File : Bk8403.D
Signal(s) : Signal #1: ECD1A.CH Signal #2: ECD2B.CH
Acq On : 16 Jun 2021 11:03 pm
Operator : B.Allgeier
Sample : 1248 MH
Misc : 8082
ALS Vial : 24 Sample Multiplier: 1

Integration File signal 1: AUTOINT1.E
Integration File signal 2: AUTOINT2.E
Quant Time: Jun 17 09:00:05 2021
Quant Method : I:\ACQUDATA\6890G\Methods\G-PCB061621.M
Quant Title : 608/8082 PCB'S
QLast Update : Wed Jun 16 14:53:45 2021
Response via : Initial Calibration
Integrator: ChemStation 6890 Scale Mode: Large solvent peaks clipped

Volume Inj. : 2uL
Signal #1 Phase : DB-1701 Signal #2 Phase: DB-17
Signal #1 Info : 0.32mm 30m Signal #2 Info : 0.32mm 30m

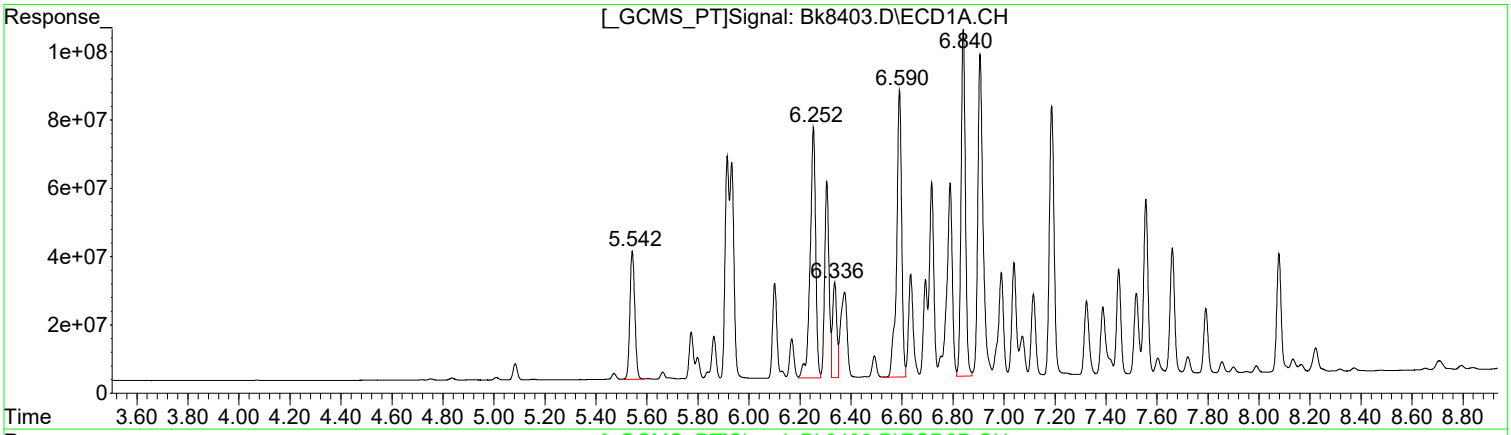

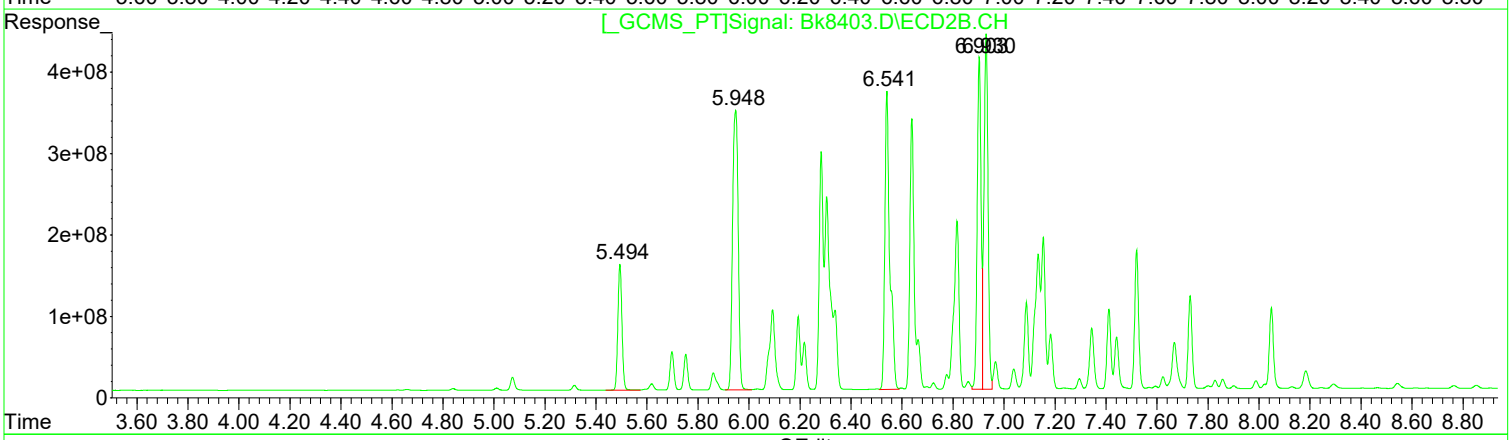

(23) PCB 1248 (L5c)

R.T.	Response	Conc
5.54	502977542	1140.73
6.25	1102219225	1172.74
6.34	325305489	589.10
6.59	1144893502	1222.22
6.84	1205070409	1228.14

(23) PCB 1248 #2 (L5c)

R.T.	Response	Conc
5.49	1729826000	912.22
5.95	5257647962	1014.84
6.54	4971993980	1002.30
6.90	4265143717	1060.90
6.93	4828950773	1040.06

Manual Integration:

Before

06/17/21

(+) = Expected Retention Time

1st DM 06/21/21
2nd BA 06/21/21

Quantitation Report (Qedit)

Data Path : I:\ACQUDATA\6890G\Data\061621\
Data File : Bk8404.D
Signal(s) : Signal #1: ECD1A.CH Signal #2: ECD2B.CH
Acq On : 16 Jun 2021 11:22 pm
Operator : B.Allgeier
Sample : 1248 H
Misc : 8082
ALS Vial : 25 Sample Multiplier: 1

Integration File signal 1: AUTOINT1.E
Integration File signal 2: AUTOINT2.E
Quant Time: Jun 17 09:00:12 2021
Quant Method : I:\ACQUDATA\6890G\Methods\G-PCB061621.M
Quant Title : 608/8082 PCB'S
QLast Update : Wed Jun 16 14:53:45 2021
Response via : Initial Calibration
Integrator: ChemStation 6890 Scale Mode: Large solvent peaks clipped

Volume Inj. : 2uL
Signal #1 Phase : DB-1701 Signal #2 Phase: DB-17
Signal #1 Info : 0.32mm 30m Signal #2 Info : 0.32mm 30m

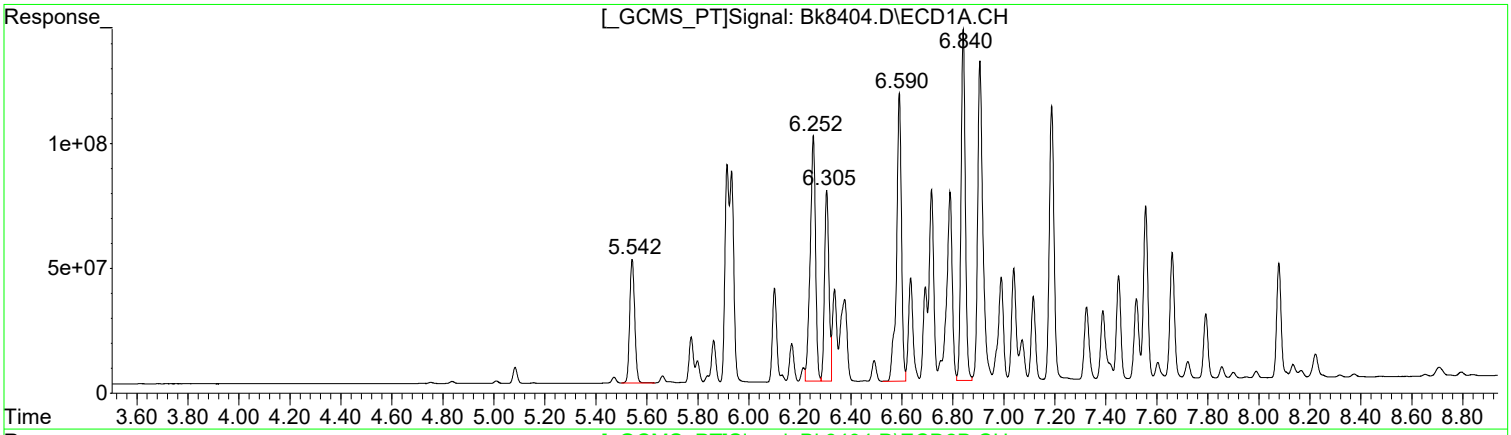

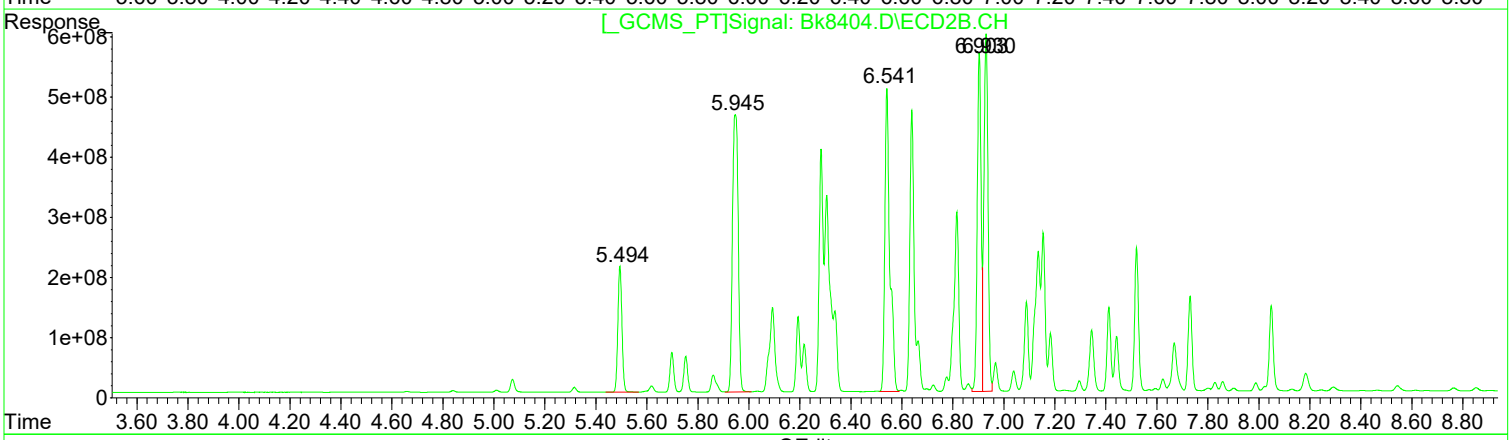

QEdit

(23) PCB 1248 (L5c)

R.T.	Response	Conc
5.54	673071279	1526.50
6.25	1430972011	1522.52
6.30	919780123	1665.64
6.59	1539879910	1643.88
6.84	1629317551	1660.51

(23) PCB 1248 #2 (L5c)

R.T.	Response	Conc
5.49	2336046130	1231.91
5.95	7237895109	1397.07
6.54	6838340128	1378.54
6.90	5889450302	1464.93
6.93	6670107288	1436.61

Manual Integration:

After

Poor integration.

06/17/21

(+) = Expected Retention Time

1st DM 06/21/21
2nd BA 06/21/21

Quantitation Report (Qedit)

Data Path : I:\ACQUDATA\6890G\Data\061621\
Data File : Bk8404.D
Signal(s) : Signal #1: ECD1A.CH Signal #2: ECD2B.CH
Acq On : 16 Jun 2021 11:22 pm
Operator : B.Allgeier
Sample : 1248 H
Misc : 8082
ALS Vial : 25 Sample Multiplier: 1

Integration File signal 1: AUTOINT1.E
Integration File signal 2: AUTOINT2.E
Quant Time: Jun 17 09:00:12 2021
Quant Method : I:\ACQUDATA\6890G\Methods\G-PCB061621.M
Quant Title : 608/8082 PCB'S
QLast Update : Wed Jun 16 14:53:45 2021
Response via : Initial Calibration
Integrator: ChemStation 6890 Scale Mode: Large solvent peaks clipped

Volume Inj. : 2uL
Signal #1 Phase : DB-1701 Signal #2 Phase: DB-17
Signal #1 Info : 0.32mm 30m Signal #2 Info : 0.32mm 30m

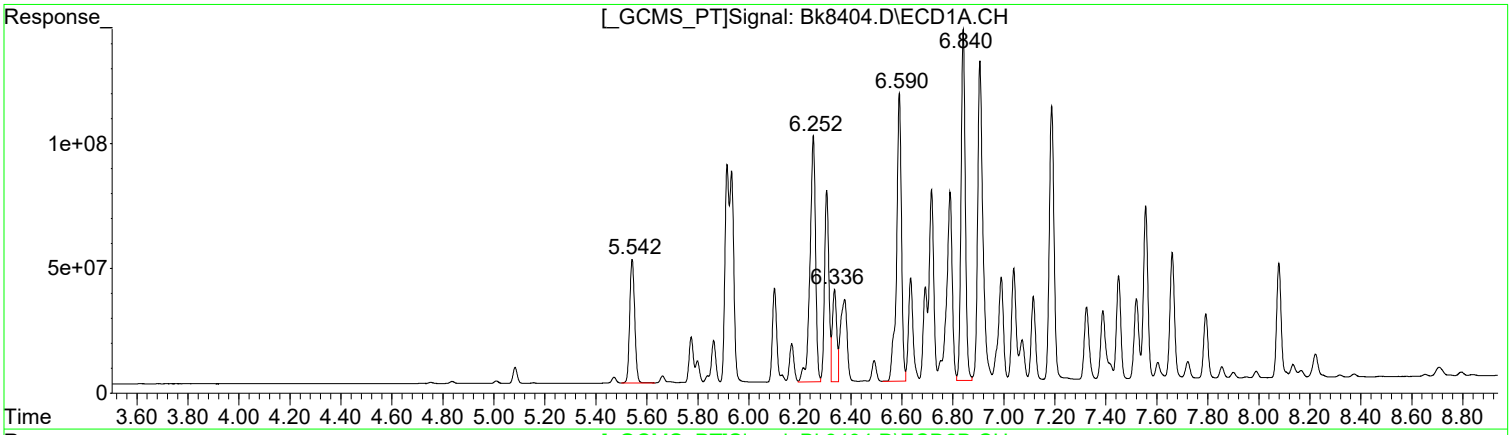

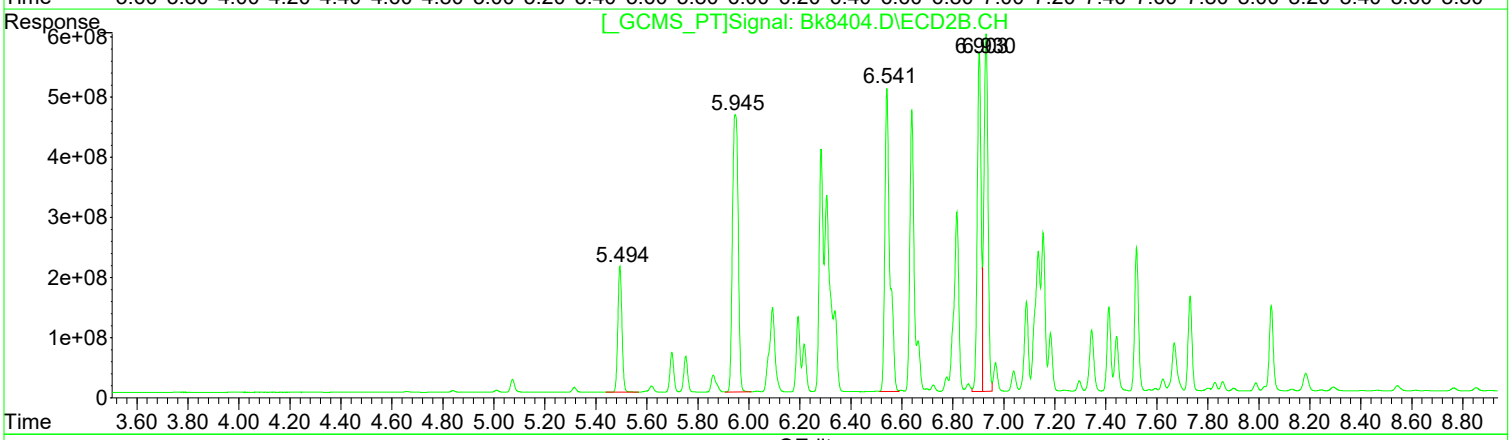

QEdit

(23) PCB 1248 (L5c)

R.T.	Response	Conc
5.54	673071279	1526.50
6.25	1495321522	1590.99
6.34	437505984	792.28
6.59	1539879910	1643.88
6.84	1629317551	1660.51

(23) PCB 1248 #2 (L5c)

R.T.	Response	Conc
5.49	2336046130	1231.91
5.95	7237895109	1397.07
6.54	6838340128	1378.54
6.90	5889450302	1464.93
6.93	6670107288	1436.61

Manual Integration:

Before

06/17/21

(+) = Expected Retention Time

1st DM 06/21/21
2nd BA 06/21/21

Quantitation Report (Qedit)

Data Path : I:\ACQUDATA\6890G\Data\061621\
Data File : Bk8405.D
Signal(s) : Signal #1: ECD1A.CH Signal #2: ECD2B.CH
Acq On : 16 Jun 2021 11:42 pm
Operator : B.Allgeier
Sample : 1221/54 LL
Misc : 8082
ALS Vial : 26 Sample Multiplier: 1

Integration File signal 1: AUTOINT1.E
Integration File signal 2: AUTOINT2.E
Quant Time: Jun 17 09:00:19 2021
Quant Method : I:\ACQUDATA\6890G\Methods\G-PCB061621.M
Quant Title : 608/8082 PCB'S
QLast Update : Wed Jun 16 14:53:45 2021
Response via : Initial Calibration
Integrator: ChemStation 6890 Scale Mode: Large solvent peaks clipped

Volume Inj. : 2uL
Signal #1 Phase : DB-1701 Signal #2 Phase: DB-17
Signal #1 Info : 0.32mm 30m Signal #2 Info : 0.32mm 30m

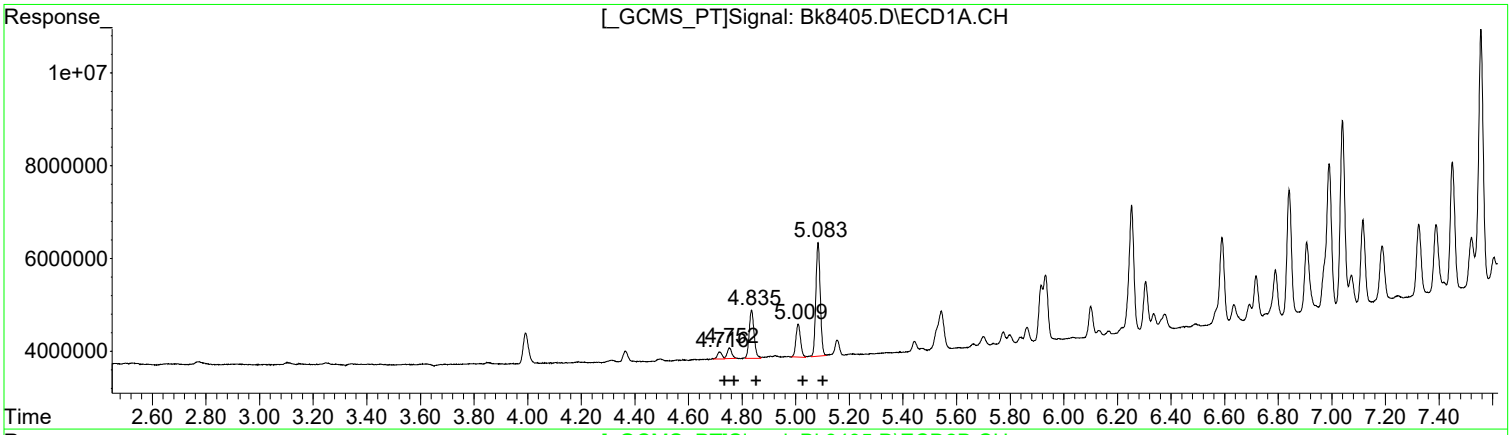

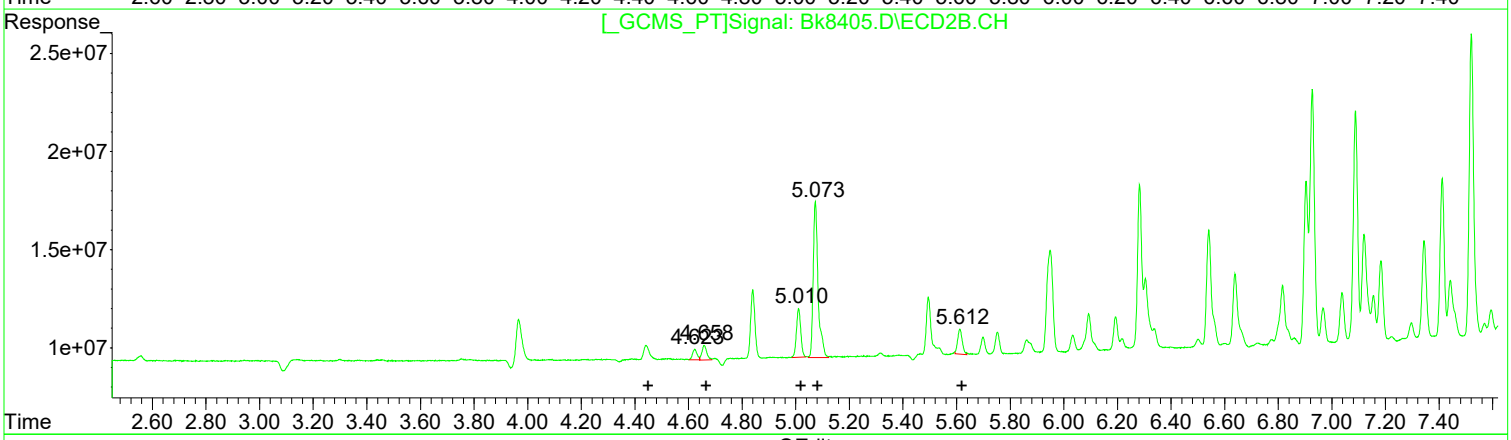

(8) PCB 1221 (L2c)

R.T.	Response	Conc
4.72	1861129	33.21
4.75	2769667	34.05
4.83	13085560	36.51
5.01	8489819	37.99
5.08	27932799	40.32

(8) PCB 1221 #2 (L2c)

R.T.	Response	Conc
4.62	6411809	20.10
4.66	9257743	28.28
5.01	27532232	29.34
5.07	100756697	29.16
5.61	15279819	29.93

Manual Integration:

After

Poor integration.

06/17/21

(+) = Expected Retention Time

1st DM 06/21/21
2nd BA 06/21/21

Quantitation Report (Qedit)

Data Path : I:\ACQUDATA\6890G\Data\061621\
Data File : Bk8405.D
Signal(s) : Signal #1: ECD1A.CH Signal #2: ECD2B.CH
Acq On : 16 Jun 2021 11:42 pm
Operator : B.Allgeier
Sample : 1221/54 LL
Misc : 8082
ALS Vial : 26 Sample Multiplier: 1

Integration File signal 1: AUTOINT1.E
Integration File signal 2: AUTOINT2.E
Quant Time: Jun 17 09:00:19 2021
Quant Method : I:\ACQUDATA\6890G\Methods\G-PCB061621.M
Quant Title : 608/8082 PCB'S
QLast Update : Wed Jun 16 14:53:45 2021
Response via : Initial Calibration
Integrator: ChemStation 6890 Scale Mode: Large solvent peaks clipped

Volume Inj. : 2uL
Signal #1 Phase : DB-1701 Signal #2 Phase: DB-17
Signal #1 Info : 0.32mm 30m Signal #2 Info : 0.32mm 30m

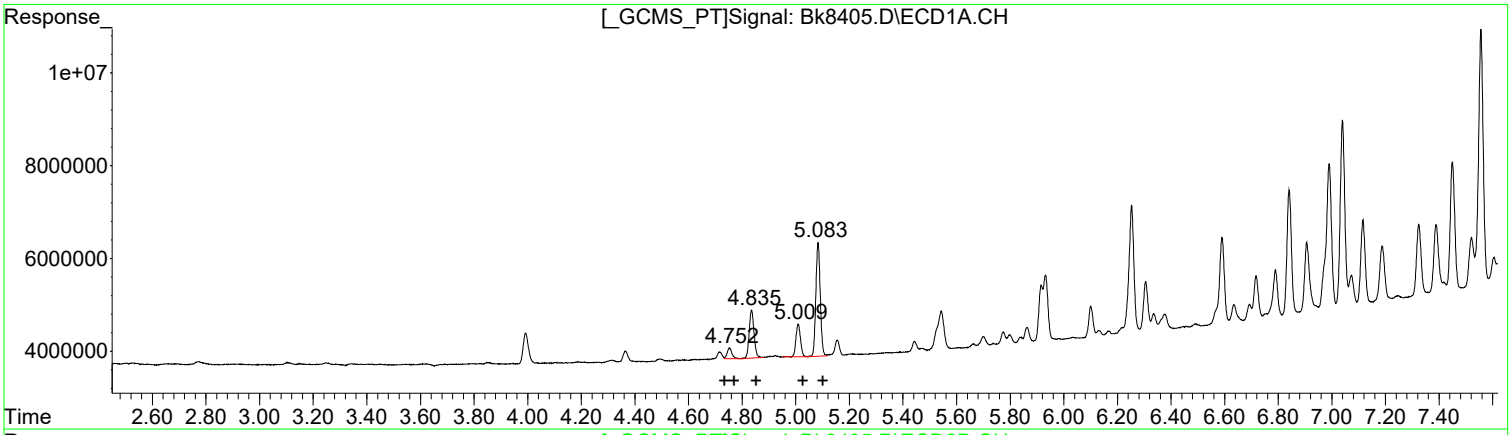

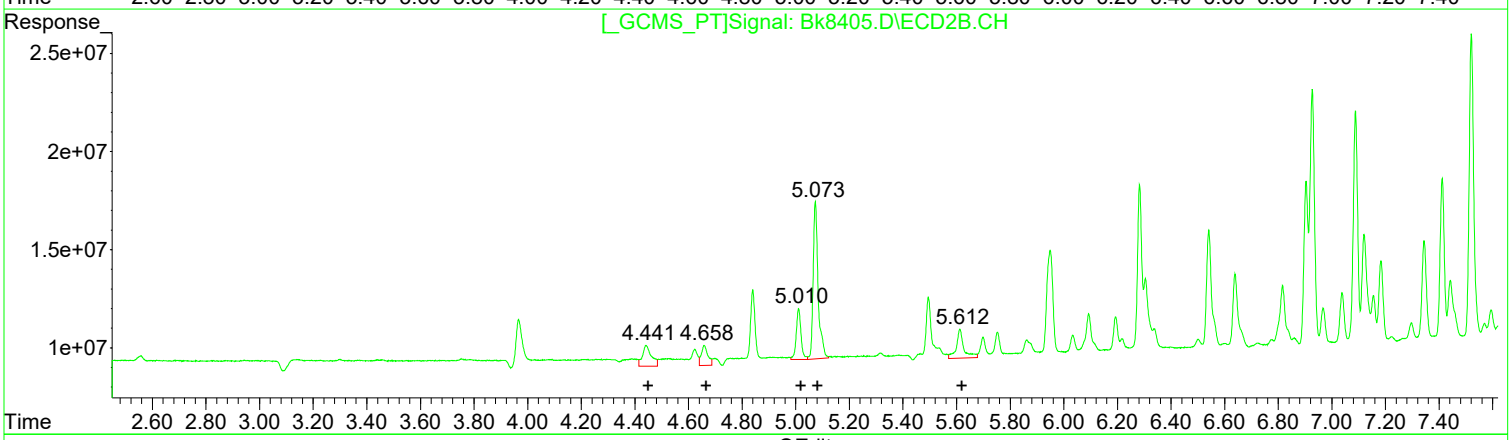

(8) PCB 1221 (L2c)

R.T.	Response	Conc
4.75	3054550	54.51
4.75	3054550	37.55
4.84	13004232	36.29
5.01	8213203	36.75
5.08	28092946	40.55

(8) PCB 1221 #2 (L2c)

R.T.	Response	Conc
4.44	24735361	77.54
4.66	17285642	52.81
5.01	32901771	35.06
5.07	103415095	29.93
5.61	28164647	55.16

Manual Integration:

Before

06/17/21

(+) = Expected Retention Time

1st DM 06/21/21
2nd BA 06/21/21

Quantitation Report (QT Reviewed)

Data Path : I:\ACQUDATA\6890G\Data\061621\
Data File : Bk8405.D
Signal(s) : Signal #1: ECD1A.CH Signal #2: ECD2B.CH
Acq On : 16 Jun 2021 11:42 pm
Operator : B.Allgeier
Sample : 1221/54 LL
Misc : 8082
ALS Vial : 26 Sample Multiplier: 1

Integration File signal 1: AUTOINT1.E
Integration File signal 2: AUTOINT2.E
Quant Time: Jun 17 09:00:19 2021
Quant Method : I:\ACQUDATA\6890G\Methods\G-PCB061621.M
Quant Title : 608/8082 PCB'S
QLast Update : Wed Jun 16 14:53:45 2021
Response via : Initial Calibration
Integrator: ChemStation 6890 Scale Mode: Large solvent peaks clipped

Volume Inj. : 2uL
Signal #1 Phase : DB-1701 Signal #2 Phase: DB-17
Signal #1 Info : 0.32mm 30m Signal #2 Info : 0.32mm 30m

Compound	RT#1	RT#2	Resp#1	Resp#2	ug/l	ug/l
System Monitoring Compounds						
Target Compounds						
Sum PCB 1016			0	0	N.D.	N.D.
Average PCB 1016					0.000	0.000
8) L2c PCB 1221	4.716	4.623f	1861129	6411809	33.213m	20.099m#
9) L2c PCB 1221{2}	4.752	4.658	2769667	9257743	34.045m	28.284m
10) L2c PCB 1221{3}	4.835	5.010	13085560	27532232	36.513m	29.342m
11) L2c PCB 1221{4}	5.009	5.073	8489819	100.8E6	37.986m	29.158m
12) L2c PCB 1221{5}	5.083	5.612	27932799	15279819	40.321m	29.926m#
Sum PCB 1221			54138974	159.2E6	182.079	136.808
Average PCB 1221					36.416	27.362
Sum PCB 1232			0	0	N.D.	N.D.
Average PCB 1232					0.000	0.000
Sum PCB 1242			0	0	N.D.	N.D.
Average PCB 1242					0.000	0.000
Sum PCB 1248			0	0	N.D.	N.D.
Average PCB 1248					0.000	0.000
28) L6c PCB 1254	7.039	7.344	47128857	56181599	43.493m	31.653 #
29) L6c PCB 1254{2}	7.450	7.411	32332772	85583157	41.732	29.783m#
30) L6c PCB 1254{3}	7.556	7.520	68039373	178.8E6	43.782	28.818 #
31) L6c PCB 1254{4}	8.223	7.730	50662670	121.9E6	45.378	30.409 #
32) L6c PCB 1254{5}	8.708	8.183	20770452	147.2E6	38.220m	29.302
Sum PCB 1254			218.9E6	589.6E6	212.605	149.965
Average PCB 1254					42.521	29.993
Sum PCB 1260			0	0	N.D.	N.D.
Average PCB 1260					0.000	0.000
Sum PCB 1268			0	0	N.D.	N.D.
Average PCB 1268					0.000	0.000
Sum PCB 1262			0	0	N.D.	N.D.
Average PCB 1262					0.000	0.000

(f)=RT Delta > 1/2 Window (#)=Amounts differ by > 25% (m)=manual int.

Quantitation Report (QT Reviewed)

Data Path : I:\ACQUDATA\6890G\Data\061621\
Data File : Bk8405.D
Signal(s) : Signal #1: ECD1A.CH Signal #2: ECD2B.CH
Acq On : 16 Jun 2021 11:42 pm
Operator : B.Allgeier
Sample : 1221/54 LL
Misc : 8082
ALS Vial : 26 Sample Multiplier: 1

Integration File signal 1: AUTOINT1.E
Integration File signal 2: AUTOINT2.E
Quant Time: Jun 17 09:00:19 2021
Quant Method : I:\ACQUDATA\6890G\Methods\G-PCB061621.M
Quant Title : 608/8082 PCB'S
QLast Update : Wed Jun 16 14:53:45 2021
Response via : Initial Calibration
Integrator: ChemStation 6890 Scale Mode: Large solvent peaks clipped

Volume Inj. : 2uL
Signal #1 Phase : DB-1701 Signal #2 Phase: DB-17
Signal #1 Info : 0.32mm 30m Signal #2 Info : 0.32mm 30m

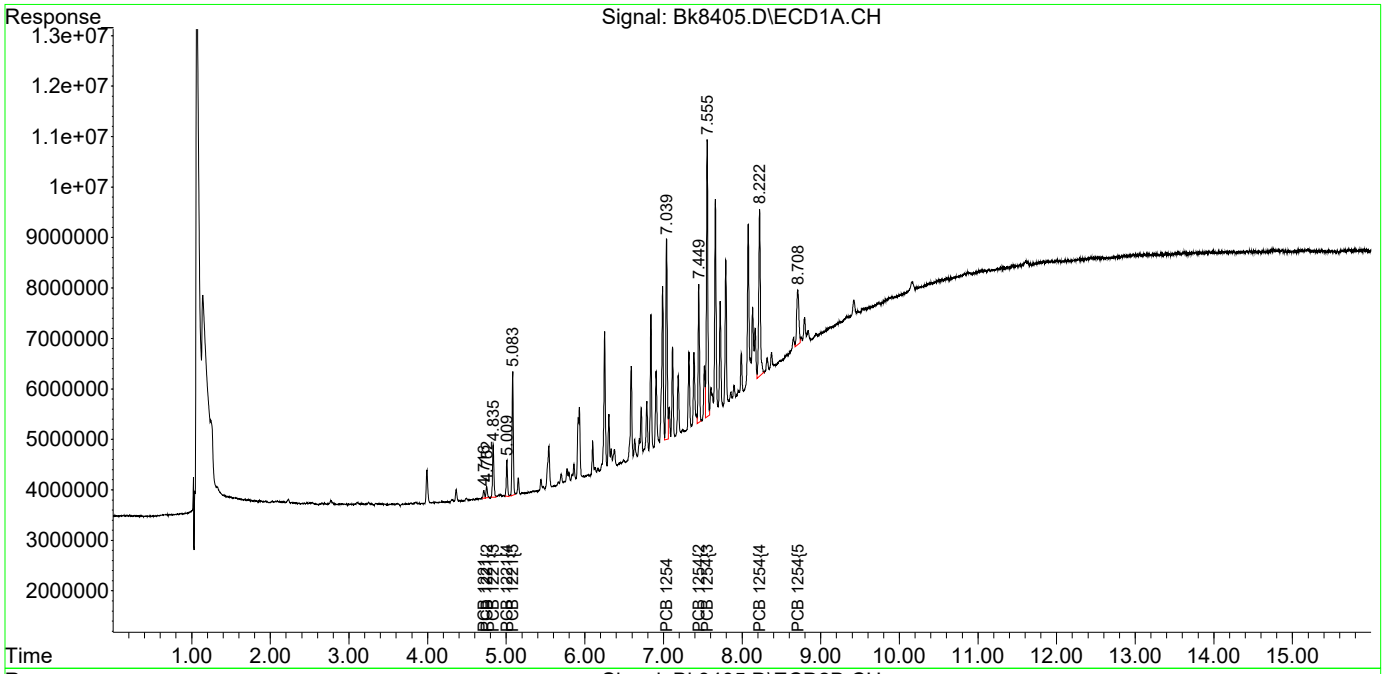

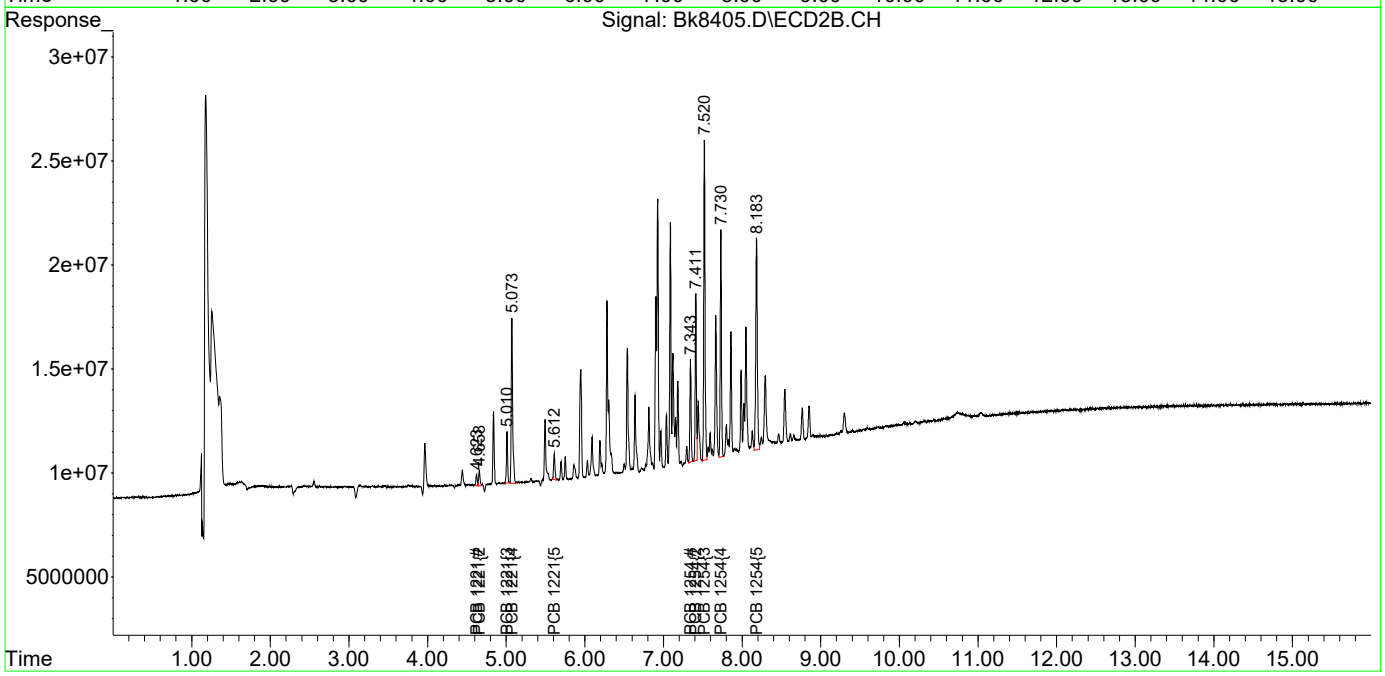

1st DM 06/21/21
2nd BA 06/21/21

Quantitation Report (Qedit)

Data Path : I:\ACQUDATA\6890G\Data\061621\
Data File : Bk8406.D
Signal(s) : Signal #1: ECD1A.CH Signal #2: ECD2B.CH
Acq On : 17 Jun 2021 12:02 am
Operator : B.Allgeier
Sample : 1221/54 L
Misc : 8082
ALS Vial : 27 Sample Multiplier: 1

Integration File signal 1: AUTOINT1.E
Integration File signal 2: AUTOINT2.E
Quant Time: Jun 17 11:09:29 2021
Quant Method : I:\ACQUDATA\6890G\Methods\G-PCB061621.M
Quant Title : 608/8082 PCB'S
QLast Update : Thu Jun 17 09:41:19 2021
Response via : Initial Calibration
Integrator: ChemStation 6890 Scale Mode: Large solvent peaks clipped

Volume Inj. : 2uL
Signal #1 Phase : DB-1701 Signal #2 Phase: DB-17
Signal #1 Info : 0.32mm 30m Signal #2 Info : 0.32mm 30m

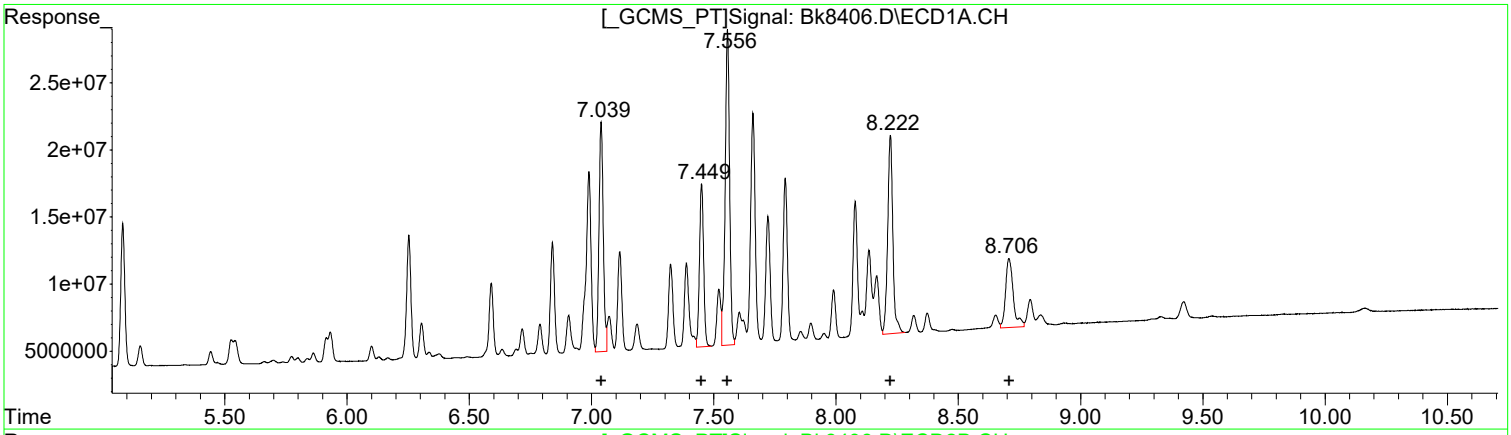

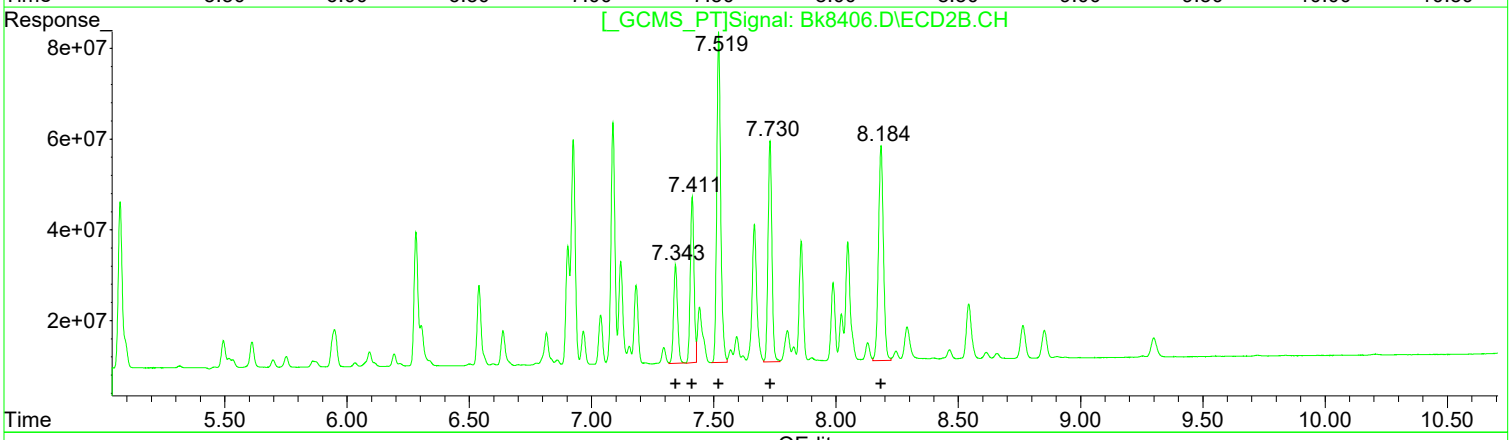

QEdit

(28) PCB 1254 (L6c)

R.T.	Response	Conc
7.04	206677124	87.71
7.45	142944725	88.42
7.56	296469944	87.15
8.22	217386711	85.82
8.71	111775136	107.63

(28) PCB 1254 #2 (L6c)

R.T.	Response	Conc
7.34	244568445	87.06
7.41	388348766	90.75
7.52	817355456	91.44
7.73	539737002	88.58
8.18	668042434	90.76

Manual Integration:

After

Poor integration.

06/17/21

(+) = Expected Retention Time

1st DM 06/21/21
2nd BA 06/21/21

Quantitation Report (Qedit)

Data Path : I:\ACQUDATA\6890G\Data\061621\
Data File : Bk8406.D
Signal(s) : Signal #1: ECD1A.CH Signal #2: ECD2B.CH
Acq On : 17 Jun 2021 12:02 am
Operator : B.Allgeier
Sample : 1221/54 L
Misc : 8082
ALS Vial : 27 Sample Multiplier: 1

Integration File signal 1: AUTOINT1.E
Integration File signal 2: AUTOINT2.E
Quant Time: Jun 17 11:09:29 2021
Quant Method : I:\ACQUDATA\6890G\Methods\G-PCB061621.M
Quant Title : 608/8082 PCB'S
QLast Update : Thu Jun 17 09:41:19 2021
Response via : Initial Calibration
Integrator: ChemStation 6890 Scale Mode: Large solvent peaks clipped

Volume Inj. : 2uL
Signal #1 Phase : DB-1701 Signal #2 Phase: DB-17
Signal #1 Info : 0.32mm 30m Signal #2 Info : 0.32mm 30m

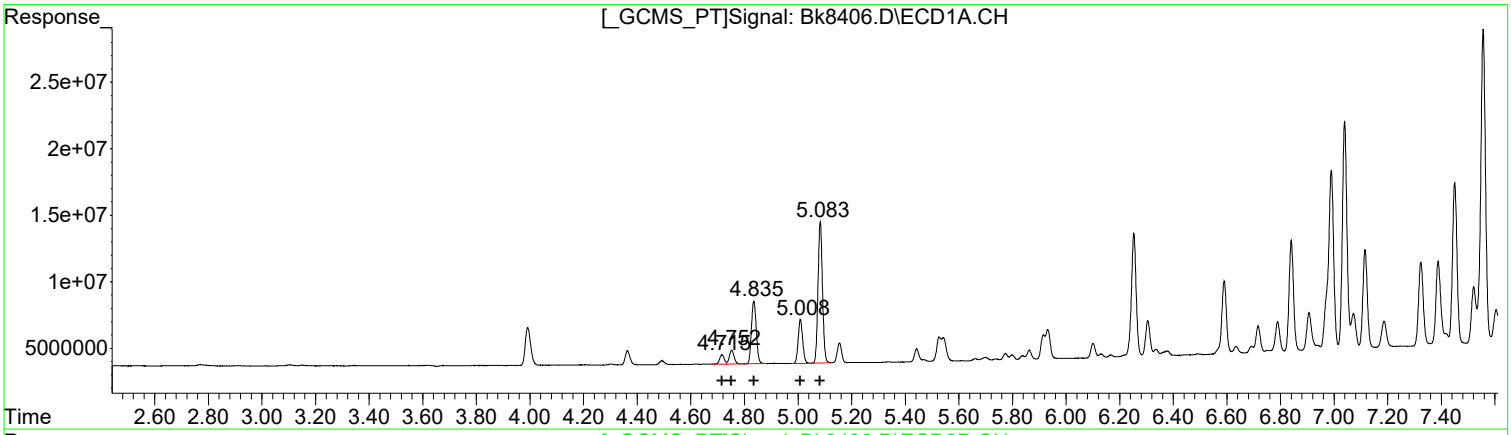

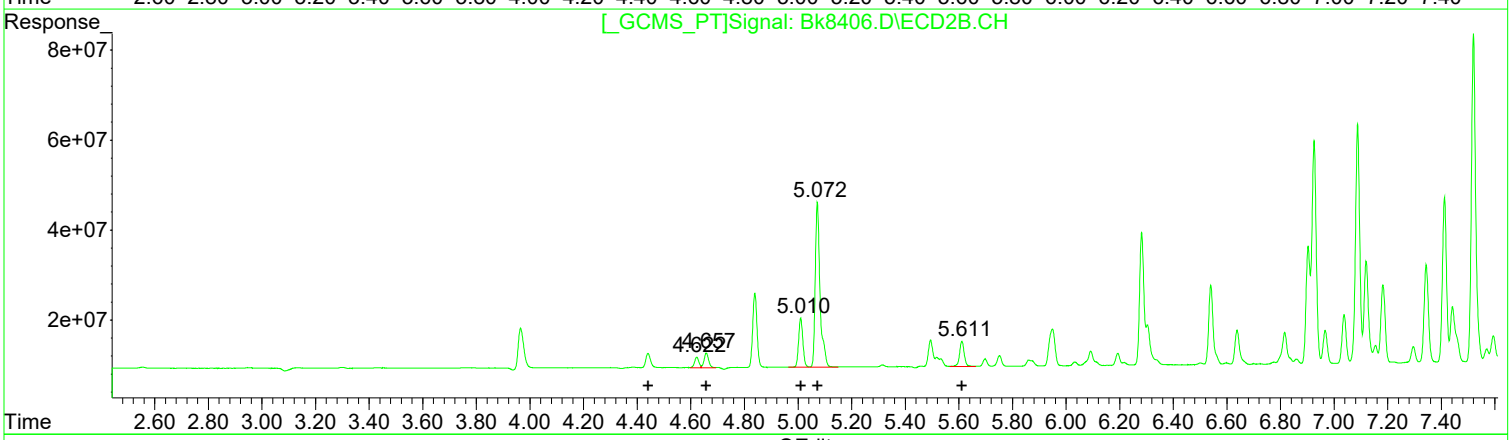

(8) PCB 1221 (L2c)

R.T.	Response	Conc
4.72	8335944	89.58
4.75	12843329	92.74
4.83	59137736	90.39
5.01	38856017	91.54
5.08	123304418	88.29

(8) PCB 1221 #2 (L2c)

R.T.	Response	Conc
4.62	25839213	48.47
4.66	38522892	83.22
5.01	121292459	88.11
5.07	455530482	90.42
5.61	67834754	88.79

Manual Integration:

After

Poor integration.

06/17/21

(+) = Expected Retention Time

1st DM 06/21/21
2nd BA 06/21/21

Quantitation Report (Qedit)

Data Path : I:\ACQUDATA\6890G\Data\061621\
Data File : Bk8406.D
Signal(s) : Signal #1: ECD1A.CH Signal #2: ECD2B.CH
Acq On : 17 Jun 2021 12:02 am
Operator : B.Allgeier
Sample : 1221/54 L
Misc : 8082
ALS Vial : 27 Sample Multiplier: 1

Integration File signal 1: AUTOINT1.E
Integration File signal 2: AUTOINT2.E
Quant Time: Jun 17 11:09:29 2021
Quant Method : I:\ACQUDATA\6890G\Methods\G-PCB061621.M
Quant Title : 608/8082 PCB'S
QLast Update : Thu Jun 17 09:41:19 2021
Response via : Initial Calibration
Integrator: ChemStation 6890 Scale Mode: Large solvent peaks clipped

Volume Inj. : 2uL
Signal #1 Phase : DB-1701 Signal #2 Phase: DB-17
Signal #1 Info : 0.32mm 30m Signal #2 Info : 0.32mm 30m

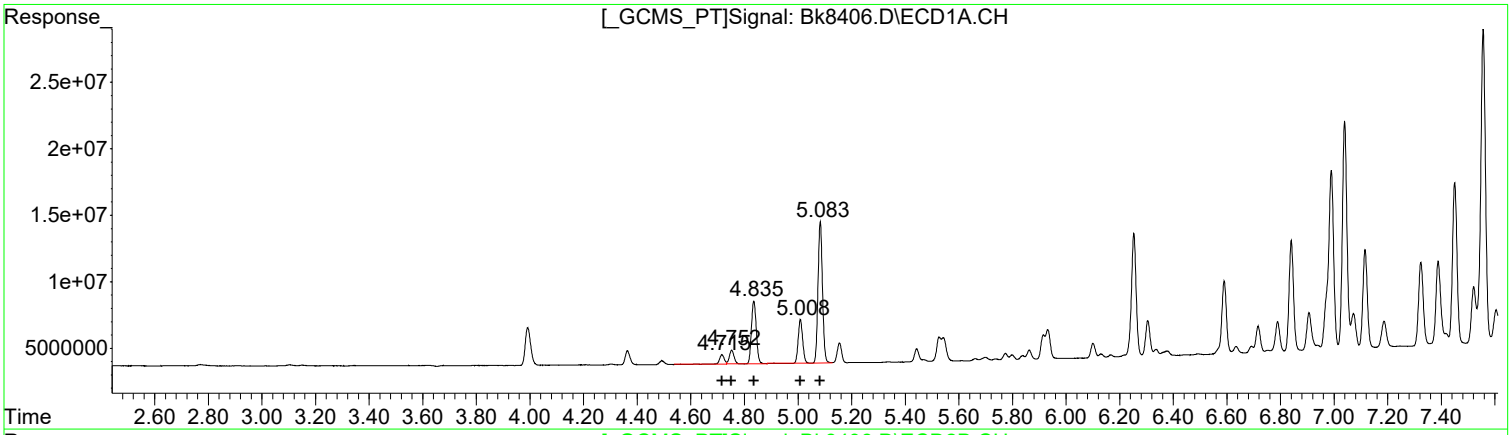

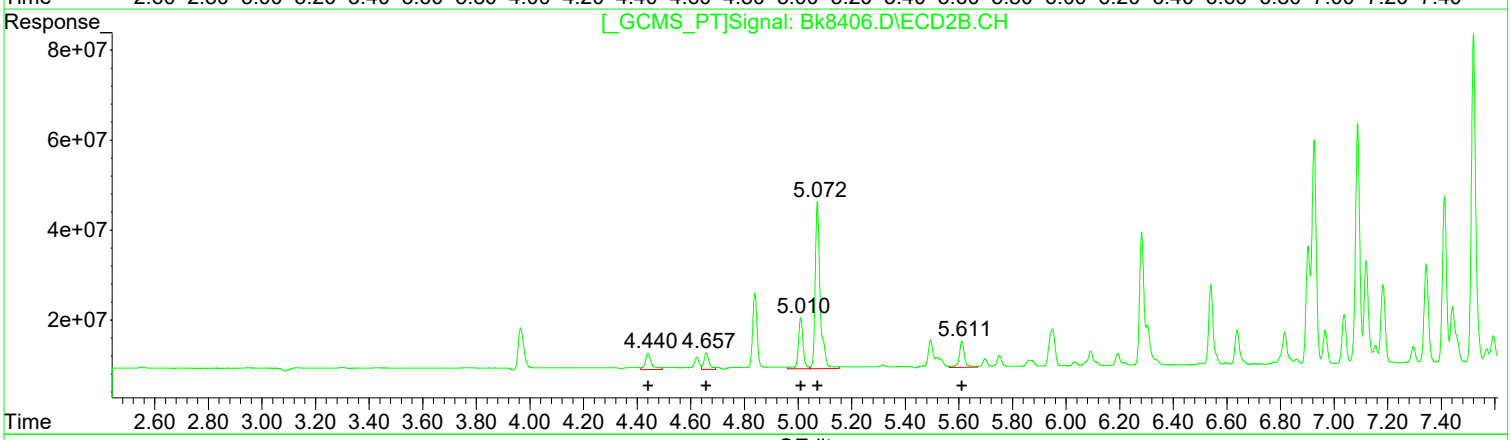

(8) PCB 1221 (L2c)

R.T.	Response	Conc
4.72	9106631	97.86
4.75	12843329	92.74
4.84	59458562	90.88
5.01	39061221	92.02
5.08	123304418	88.29

(8) PCB 1221 #2 (L2c)

R.T.	Response	Conc
4.44	59520116	111.66
4.66	49974667	107.96
5.01	138895745	100.90
5.07	477102337	94.70
5.61	81841069	107.12

Manual Integration:

Before

06/17/21

(+) = Expected Retention Time

1st DM 06/21/21
2nd BA 06/21/21

Quantitation Report (QT Reviewed)

Data Path : I:\ACQUDATA\6890G\Data\061621\
Data File : Bk8406.D
Signal(s) : Signal #1: ECD1A.CH Signal #2: ECD2B.CH
Acq On : 17 Jun 2021 12:02 am
Operator : B.Allgeier
Sample : 1221/54 L
Misc : 8082
ALS Vial : 27 Sample Multiplier: 1

Integration File signal 1: AUTOINT1.E
Integration File signal 2: AUTOINT2.E
Quant Time: Jun 17 11:09:29 2021
Quant Method : I:\ACQUDATA\6890G\Methods\G-PCB061621.M
Quant Title : 608/8082 PCB'S
QLast Update : Thu Jun 17 09:41:19 2021
Response via : Initial Calibration
Integrator: ChemStation 6890 Scale Mode: Large solvent peaks clipped

Volume Inj. : 2uL
Signal #1 Phase : DB-1701 Signal #2 Phase: DB-17
Signal #1 Info : 0.32mm 30m Signal #2 Info : 0.32mm 30m

Compound	RT#1	RT#2	Resp#1	Resp#2	ug/l	ug/l
System Monitoring Compounds						
Target Compounds						
Sum PCB 1016			0	0	N.D.	N.D.
Average PCB 1016					0.000	0.000
8) L2c PCB 1221	4.715	4.622f	8335944	25839213	89.579m	48.475m#
9) L2c PCB 1221{2}	4.753	4.657	12843329	38522892	92.743	83.223m
10) L2c PCB 1221{3}	4.835	5.010	59137736	121.3E6	90.386m	88.109m
11) L2c PCB 1221{4}	5.008	5.072	38856017	455.5E6	91.536m	90.422m
12) L2c PCB 1221{5}	5.083	5.611	123.3E6	67834754	88.286	88.790m
Sum PCB 1221			242.5E6	709.0E6	452.530	399.019
Average PCB 1221					90.506	79.804
Sum PCB 1232			0	0	N.D.	N.D.
Average PCB 1232					0.000	0.000
Sum PCB 1242			0	0	N.D.	N.D.
Average PCB 1242					0.000	0.000
Sum PCB 1248			0	0	N.D.	N.D.
Average PCB 1248					0.000	0.000
28) L6c PCB 1254	7.039	7.343	206.7E6	244.6E6	87.707	87.064
29) L6c PCB 1254{2}	7.450	7.411	142.9E6	388.3E6	88.421	90.754m
30) L6c PCB 1254{3}	7.556	7.520	296.5E6	817.4E6	87.147	91.438
31) L6c PCB 1254{4}	8.222	7.730	217.4E6	539.7E6	85.817	88.576
32) L6c PCB 1254{5}	8.707	8.184	111.8E6	668.0E6	107.629	90.763
Sum PCB 1254			975.3E6	2658.1E6	456.721	448.594
Average PCB 1254					91.344	89.719
Sum PCB 1260			0	0	N.D.	N.D.
Average PCB 1260					0.000	0.000
Sum PCB 1268			0	0	N.D.	N.D.
Average PCB 1268					0.000	0.000
Sum PCB 1262			0	0	N.D.	N.D.
Average PCB 1262					0.000	0.000

(f)=RT Delta > 1/2 Window (#)=Amounts differ by > 25% (m)=manual int.

Quantitation Report (QT Reviewed)

Data Path : I:\ACQUDATA\6890G\Data\061621\
Data File : Bk8406.D
Signal(s) : Signal #1: ECD1A.CH Signal #2: ECD2B.CH
Acq On : 17 Jun 2021 12:02 am
Operator : B.Allgeier
Sample : 1221/54 L
Misc : 8082
ALS Vial : 27 Sample Multiplier: 1

Integration File signal 1: AUTOINT1.E
Integration File signal 2: AUTOINT2.E
Quant Time: Jun 17 11:09:29 2021
Quant Method : I:\ACQUDATA\6890G\Methods\G-PCB061621.M
Quant Title : 608/8082 PCB'S
QLast Update : Thu Jun 17 09:41:19 2021
Response via : Initial Calibration
Integrator: ChemStation 6890 Scale Mode: Large solvent peaks clipped

Volume Inj. : 2uL
Signal #1 Phase : DB-1701 Signal #2 Phase: DB-17
Signal #1 Info : 0.32mm 30m Signal #2 Info : 0.32mm 30m

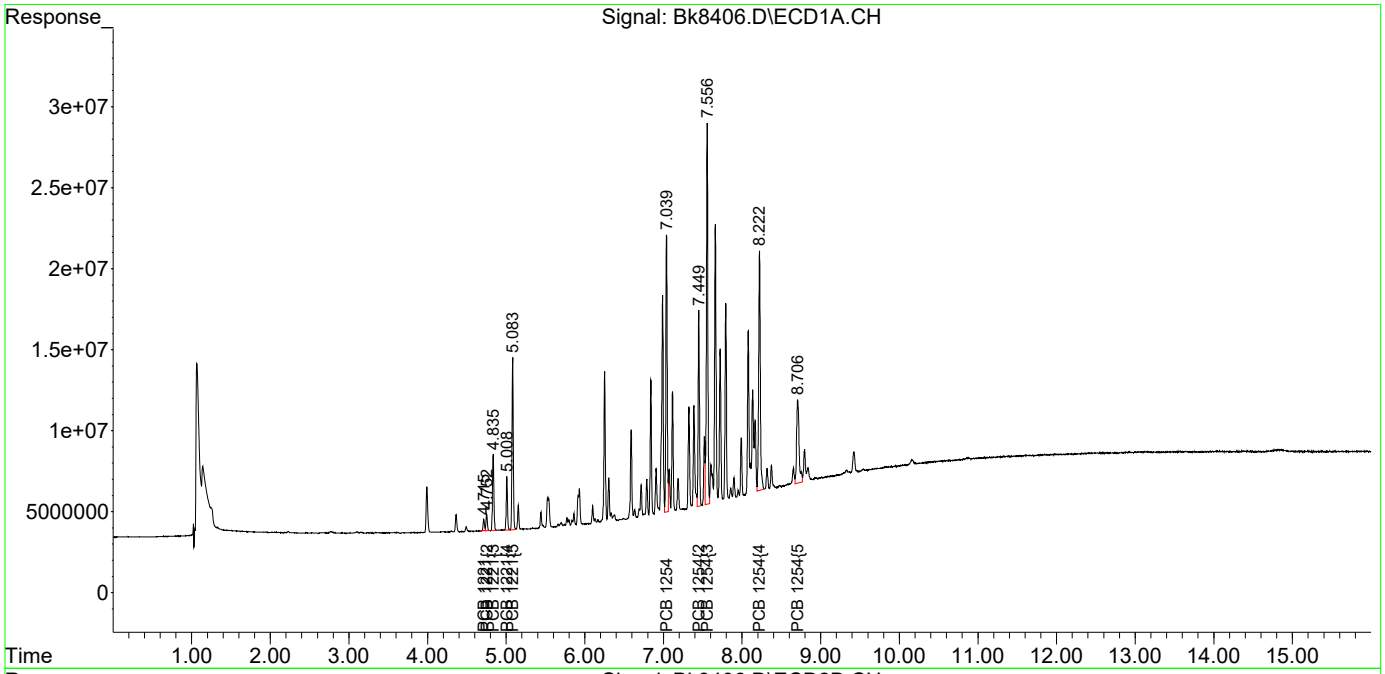

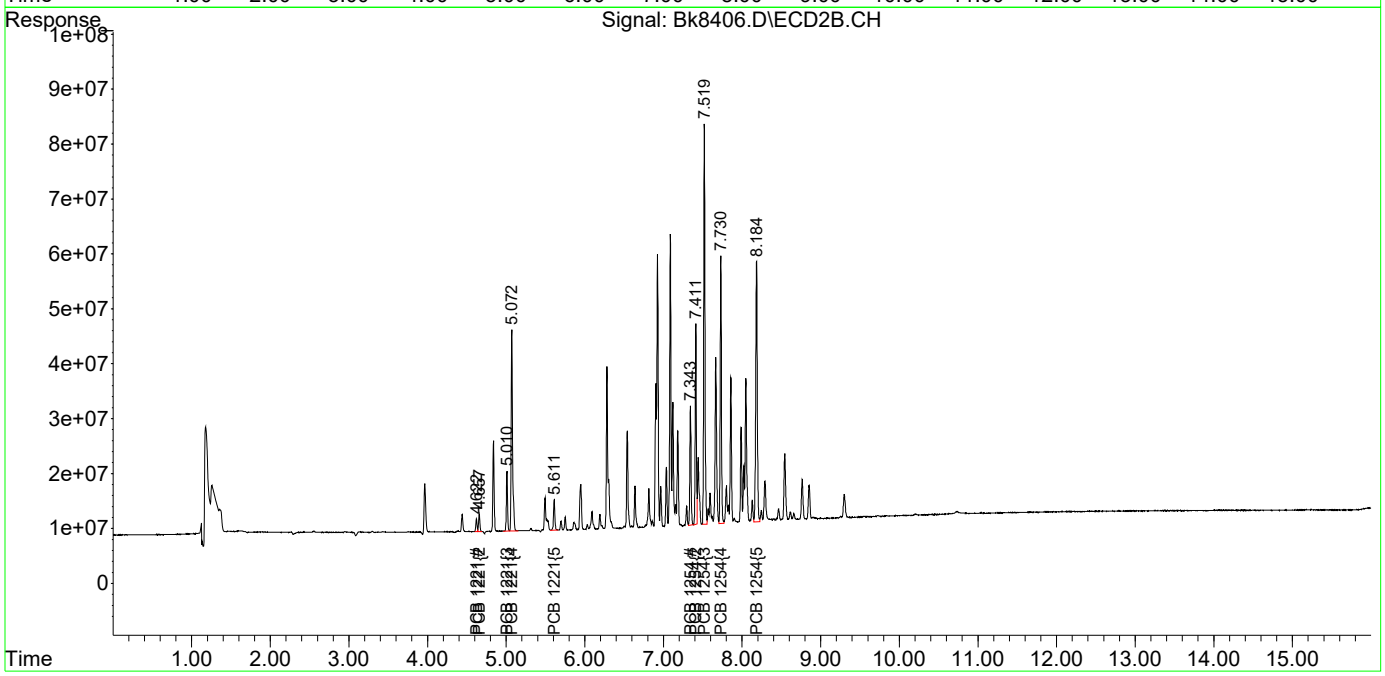

1st DM 06/21/21
2nd BA 06/21/21

Quantitation Report (Qedit)

Data Path : I:\ACQUDATA\6890G\Data\061621\
Data File : Bk8407.D
Signal(s) : Signal #1: ECD1A.CH Signal #2: ECD2B.CH
Acq On : 17 Jun 2021 12:21 am
Operator : B.Allgeier
Sample : 1221/54 ML
Misc : 8082
ALS Vial : 28 Sample Multiplier: 1

Integration File signal 1: AUTOINT1.E
Integration File signal 2: AUTOINT2.E
Quant Time: Jun 17 11:09:37 2021
Quant Method : I:\ACQUDATA\6890G\Methods\G-PCB061621.M
Quant Title : 608/8082 PCB'S
QLast Update : Thu Jun 17 09:41:19 2021
Response via : Initial Calibration
Integrator: ChemStation 6890 Scale Mode: Large solvent peaks clipped

Volume Inj. : 2uL
Signal #1 Phase : DB-1701 Signal #2 Phase: DB-17
Signal #1 Info : 0.32mm 30m Signal #2 Info : 0.32mm 30m

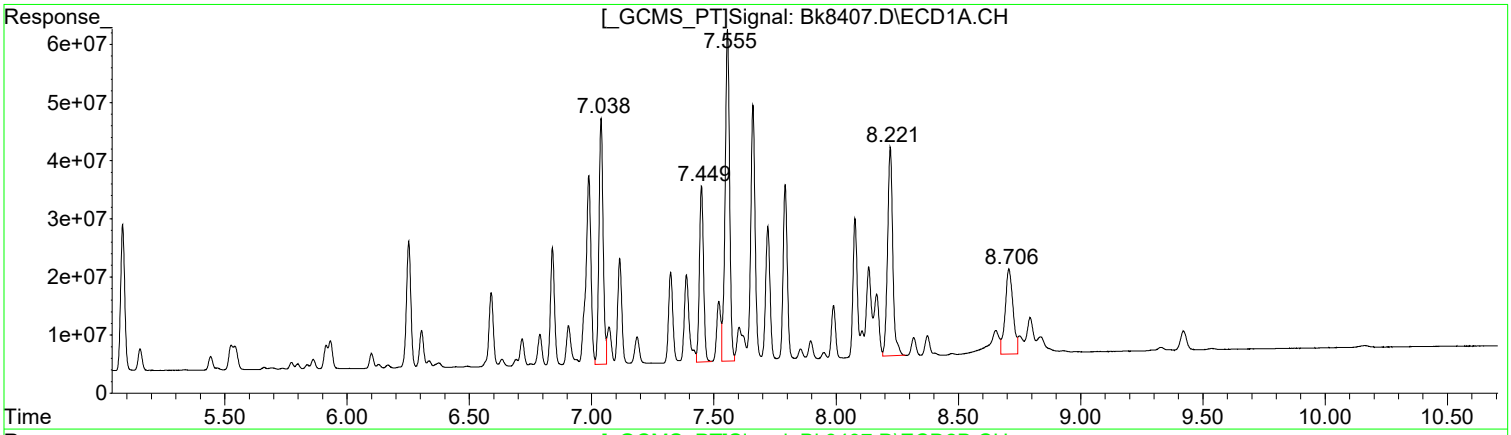

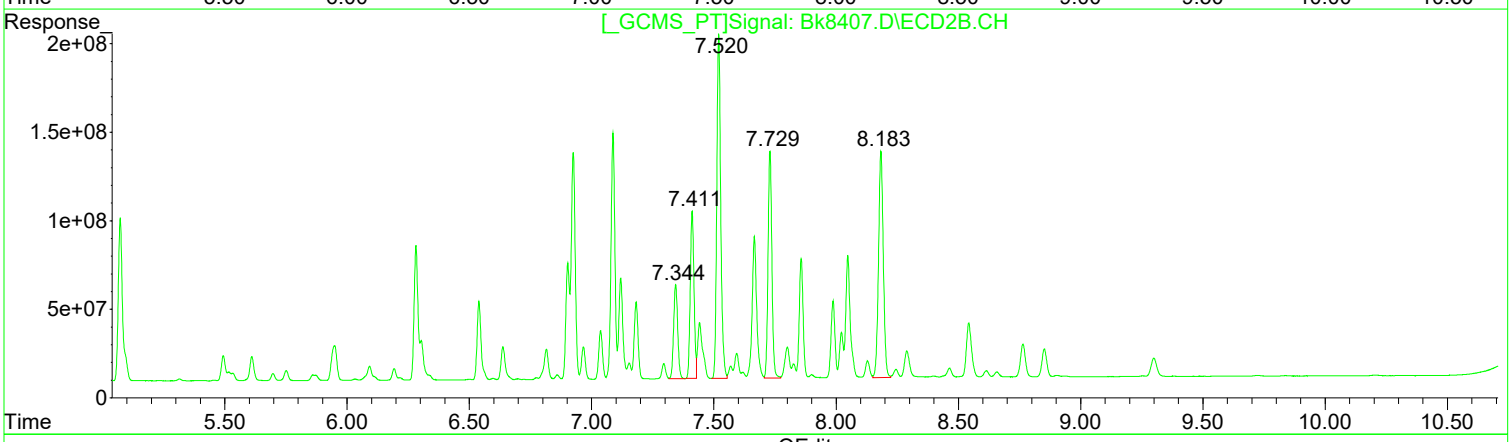

QEdit

(28) PCB 1254 (L6c)

R.T.	Response	Conc
7.04	500949671	212.59
7.45	353550400	218.69
7.56	728835166	214.24
8.22	536359155	211.74
8.71	325548268	313.47

(28) PCB 1254 #2 (L6c)

R.T.	Response	Conc
7.34	616410708	219.44
7.41	1003568304	234.52
7.52	2174523943	243.26
7.73	1399927108	229.74
8.18	1744791771	237.05

Manual Integration:

After

Poor integration.

06/17/21

(+) = Expected Retention Time

1st DM 06/21/21
2nd BA 06/21/21

Quantitation Report (Qedit)

Data Path : I:\ACQUDATA\6890G\Data\061621\
Data File : Bk8407.D
Signal(s) : Signal #1: ECD1A.CH Signal #2: ECD2B.CH
Acq On : 17 Jun 2021 12:21 am
Operator : B.Allgeier
Sample : 1221/54 ML
Misc : 8082
ALS Vial : 28 Sample Multiplier: 1

Integration File signal 1: AUTOINT1.E
Integration File signal 2: AUTOINT2.E
Quant Time: Jun 17 11:09:37 2021
Quant Method : I:\ACQUDATA\6890G\Methods\G-PCB061621.M
Quant Title : 608/8082 PCB'S
QLast Update : Thu Jun 17 09:41:19 2021
Response via : Initial Calibration
Integrator: ChemStation 6890 Scale Mode: Large solvent peaks clipped

Volume Inj. : 2uL
Signal #1 Phase : DB-1701 Signal #2 Phase: DB-17
Signal #1 Info : 0.32mm 30m Signal #2 Info : 0.32mm 30m

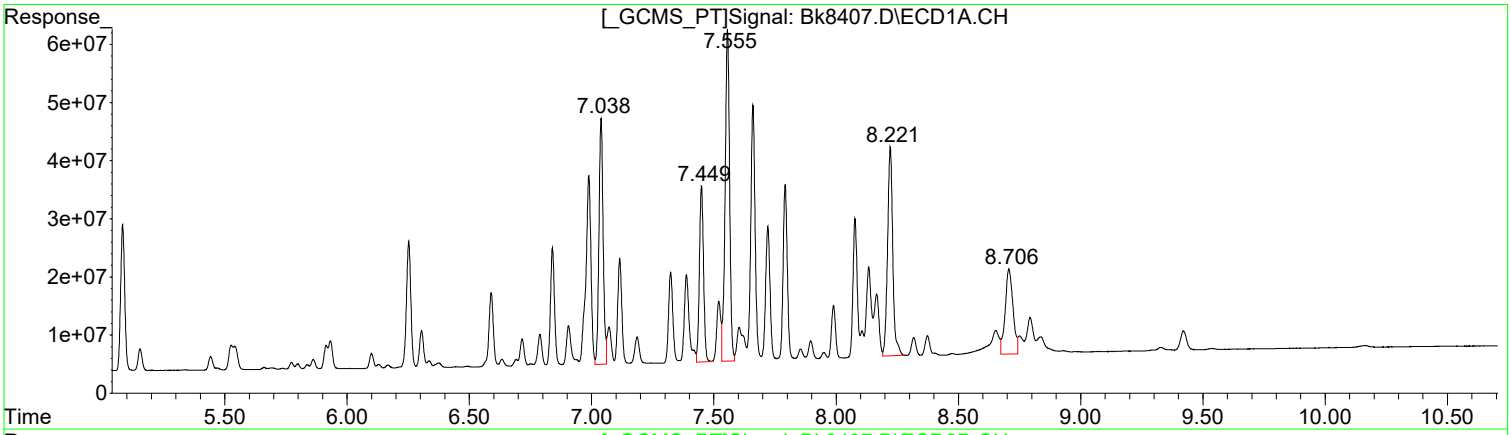

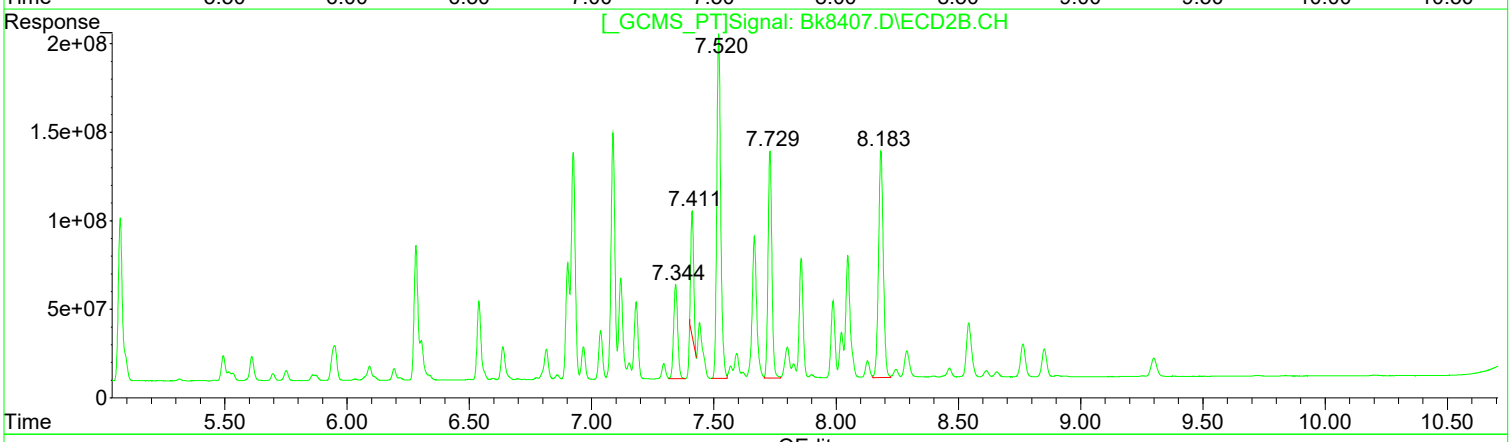

QEdit

(28) PCB 1254 (L6c)

R.T.	Response	Conc
7.04	500949671	212.59
7.45	353550400	218.69
7.56	728835166	214.24
8.22	536359155	211.74
8.71	325548268	313.47

(28) PCB 1254 #2 (L6c)

R.T.	Response	Conc
7.34	616410708	219.44
7.41	585357582	136.79
7.52	2174523943	243.26
7.73	1399927108	229.74
8.18	1744791771	237.05

Manual Integration:

Before

06/17/21

(+) = Expected Retention Time

1st DM 06/21/21
2nd BA 06/21/21

Quantitation Report (Qedit)

Data Path : I:\ACQUDATA\6890G\Data\061621\
Data File : Bk8407.D
Signal(s) : Signal #1: ECD1A.CH Signal #2: ECD2B.CH
Acq On : 17 Jun 2021 12:21 am
Operator : B.Allgeier
Sample : 1221/54 ML
Misc : 8082
ALS Vial : 28 Sample Multiplier: 1

Integration File signal 1: AUTOINT1.E
Integration File signal 2: AUTOINT2.E
Quant Time: Jun 17 11:09:37 2021
Quant Method : I:\ACQUDATA\6890G\Methods\G-PCB061621.M
Quant Title : 608/8082 PCB'S
QLast Update : Thu Jun 17 09:41:19 2021
Response via : Initial Calibration
Integrator: ChemStation 6890 Scale Mode: Large solvent peaks clipped

Volume Inj. : 2uL
Signal #1 Phase : DB-1701 Signal #2 Phase: DB-17
Signal #1 Info : 0.32mm 30m Signal #2 Info : 0.32mm 30m

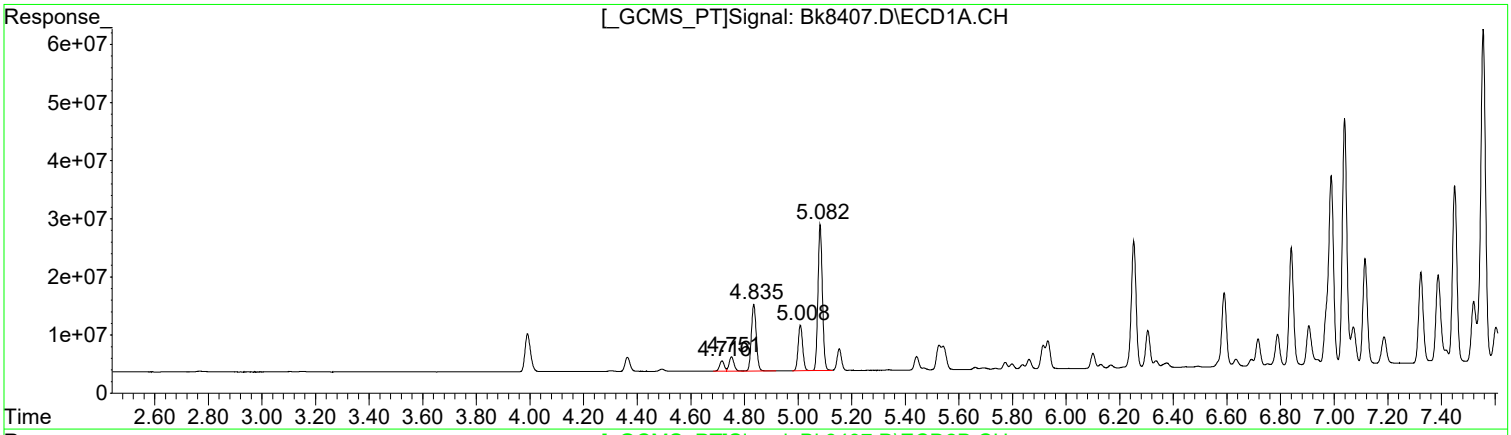

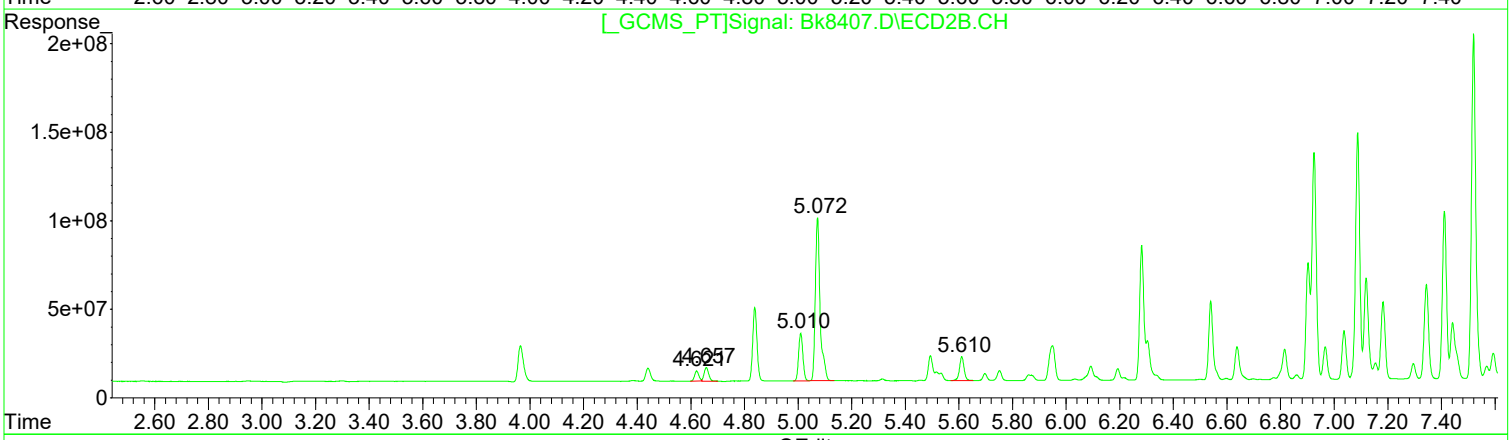

(8) PCB 1221 (L2c)

R.T.	Response	Conc
4.72	20960593	225.25
4.75	30740819	221.98
4.83	145050308	221.70
5.01	91807441	216.28
5.08	291017230	208.37

(8) PCB 1221 #2 (L2c)

R.T.	Response	Conc
4.62	63349539	118.84
4.66	90548833	195.62
5.01	297006712	215.75
5.07	1139882029	226.26
5.61	158380923	207.31

Manual Integration:

After

Poor integration.

06/17/21

(+) = Expected Retention Time

1st DM 06/21/21
2nd BA 06/21/21

Quantitation Report (Qedit)

Data Path : I:\ACQUDATA\6890G\Data\061621\
Data File : Bk8407.D
Signal(s) : Signal #1: ECD1A.CH Signal #2: ECD2B.CH
Acq On : 17 Jun 2021 12:21 am
Operator : B.Allgeier
Sample : 1221/54 ML
Misc : 8082
ALS Vial : 28 Sample Multiplier: 1

Integration File signal 1: AUTOINT1.E
Integration File signal 2: AUTOINT2.E
Quant Time: Jun 17 11:09:37 2021
Quant Method : I:\ACQUDATA\6890G\Methods\G-PCB061621.M
Quant Title : 608/8082 PCB'S
QLast Update : Thu Jun 17 09:41:19 2021
Response via : Initial Calibration
Integrator: ChemStation 6890 Scale Mode: Large solvent peaks clipped

Volume Inj. : 2uL
Signal #1 Phase : DB-1701 Signal #2 Phase: DB-17
Signal #1 Info : 0.32mm 30m Signal #2 Info : 0.32mm 30m

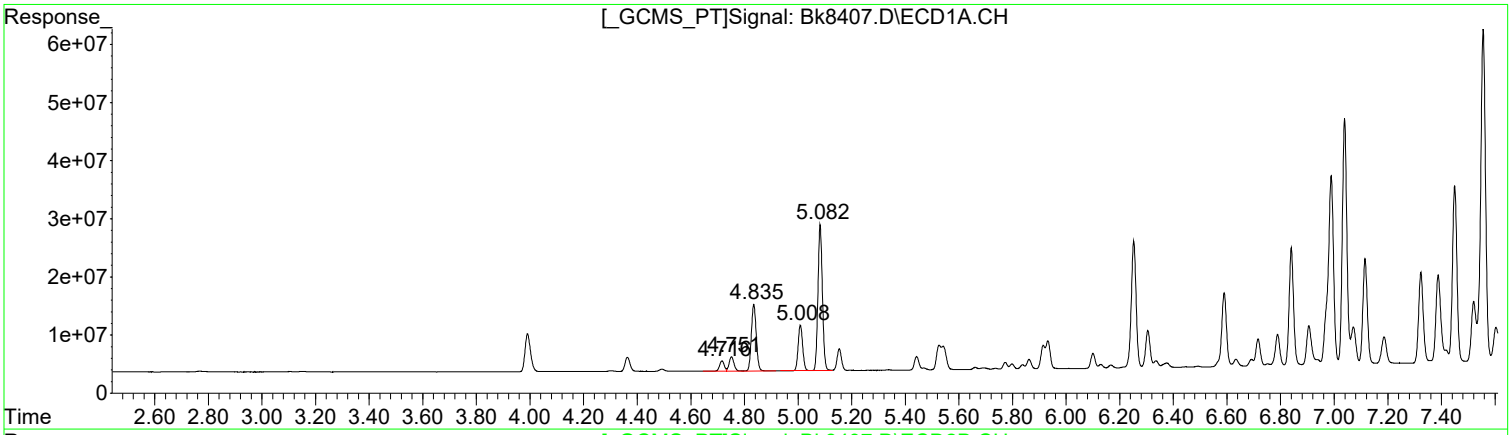

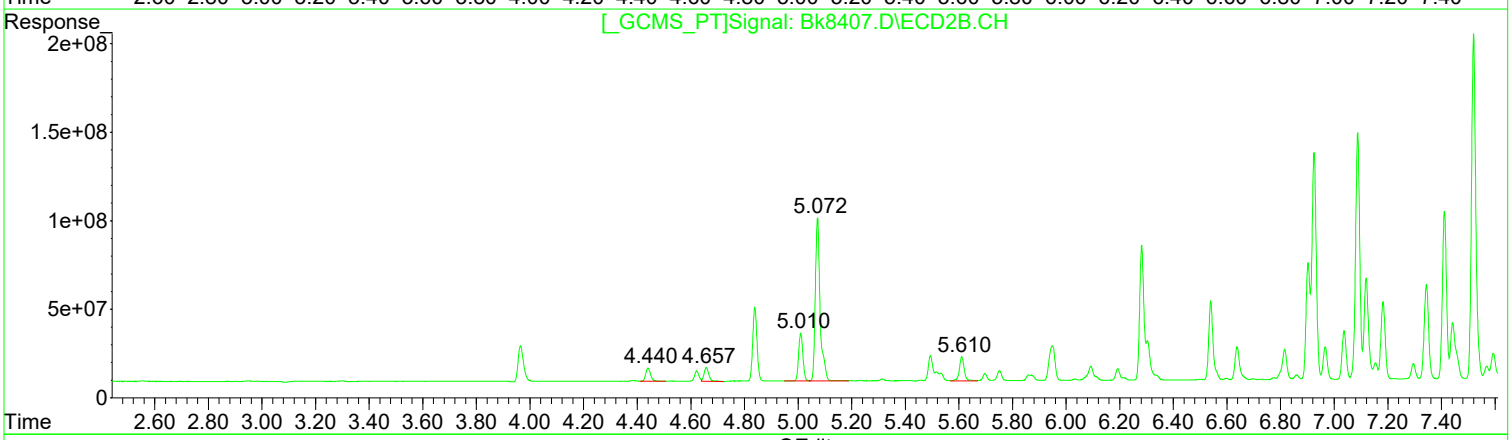

(8) PCB 1221 (L2c)

R.T.	Response	Conc
4.72	21050104	226.21
4.75	30740819	221.98
4.83	145050308	221.70
5.01	91653374	215.91
5.08	291017230	208.37

(8) PCB 1221 #2 (L2c)

R.T.	Response	Conc
4.44	95972663	180.05
4.66	99997098	216.03
5.01	299544864	217.60
5.07	1152784691	228.83
5.61	171574617	224.58

Manual Integration:

Before

06/17/21

(+) = Expected Retention Time

1st DM 06/21/21
2nd BA 06/21/21

Quantitation Report (QT Reviewed)

Data Path : I:\ACQUDATA\6890G\Data\061621\
Data File : Bk8407.D
Signal(s) : Signal #1: ECD1A.CH Signal #2: ECD2B.CH
Acq On : 17 Jun 2021 12:21 am
Operator : B.Allgeier
Sample : 1221/54 ML
Misc : 8082
ALS Vial : 28 Sample Multiplier: 1

Integration File signal 1: AUTOINT1.E
Integration File signal 2: AUTOINT2.E
Quant Time: Jun 17 11:09:37 2021
Quant Method : I:\ACQUDATA\6890G\Methods\G-PCB061621.M
Quant Title : 608/8082 PCB'S
QLast Update : Thu Jun 17 09:41:19 2021
Response via : Initial Calibration
Integrator: ChemStation 6890 Scale Mode: Large solvent peaks clipped

Volume Inj. : 2uL
Signal #1 Phase : DB-1701 Signal #2 Phase: DB-17
Signal #1 Info : 0.32mm 30m Signal #2 Info : 0.32mm 30m

Compound	RT#1	RT#2	Resp#1	Resp#2	ug/l	ug/l
System Monitoring Compounds						
Target Compounds						
Sum PCB 1016			0	0	N.D.	N.D.
Average PCB 1016					0.000	0.000
8) L2c PCB 1221	4.715	4.621f	20960593	63349539	225.246m	118.844m#
9) L2c PCB 1221{2}	4.752	4.657	30740819	90548833	221.982	195.618m
10) L2c PCB 1221{3}	4.835	5.010	145.1E6	297.0E6	221.695	215.752m
11) L2c PCB 1221{4}	5.008	5.072	91807441	1139.9E6	216.277m	226.264m
12) L2c PCB 1221{5}	5.082	5.610	291.0E6	158.4E6	208.370	207.307m
Sum PCB 1221			579.6E6	1749.2E6	1093.569	963.785
Average PCB 1221					218.714	192.757
Sum PCB 1232			0	0	N.D.	N.D.
Average PCB 1232					0.000	0.000
Sum PCB 1242			0	0	N.D.	N.D.
Average PCB 1242					0.000	0.000
Sum PCB 1248			0	0	N.D.	N.D.
Average PCB 1248					0.000	0.000
28) L6c PCB 1254	7.039	7.344	500.9E6	616.4E6	212.587	219.435
29) L6c PCB 1254{2}	7.449	7.411	353.6E6	1003.6E6	218.695	234.525m
30) L6c PCB 1254{3}	7.556	7.520	728.8E6	2174.5E6	214.239	243.265
31) L6c PCB 1254{4}	8.222	7.730	536.4E6	1399.9E6	211.737	229.741
32) L6c PCB 1254{5}	8.707	8.183	325.5E6	1744.8E6	313.472	237.055
Sum PCB 1254			2445.2E6	6939.2E6	1170.731	1164.020
Average PCB 1254					234.146	232.804
Sum PCB 1260			0	0	N.D.	N.D.
Average PCB 1260					0.000	0.000
Sum PCB 1268			0	0	N.D.	N.D.
Average PCB 1268					0.000	0.000
Sum PCB 1262			0	0	N.D.	N.D.
Average PCB 1262					0.000	0.000

(f)=RT Delta > 1/2 Window (#)=Amounts differ by > 25% (m)=manual int.

Quantitation Report (QT Reviewed)

Data Path : I:\ACQUDATA\6890G\Data\061621\
Data File : Bk8407.D
Signal(s) : Signal #1: ECD1A.CH Signal #2: ECD2B.CH
Acq On : 17 Jun 2021 12:21 am
Operator : B.Allgeier
Sample : 1221/54 ML
Misc : 8082
ALS Vial : 28 Sample Multiplier: 1

Integration File signal 1: AUTOINT1.E
Integration File signal 2: AUTOINT2.E
Quant Time: Jun 17 11:09:37 2021
Quant Method : I:\ACQUDATA\6890G\Methods\G-PCB061621.M
Quant Title : 608/8082 PCB'S
QLast Update : Thu Jun 17 09:41:19 2021
Response via : Initial Calibration
Integrator: ChemStation 6890 Scale Mode: Large solvent peaks clipped

Volume Inj. : 2uL
Signal #1 Phase : DB-1701 Signal #2 Phase: DB-17
Signal #1 Info : 0.32mm 30m Signal #2 Info : 0.32mm 30m

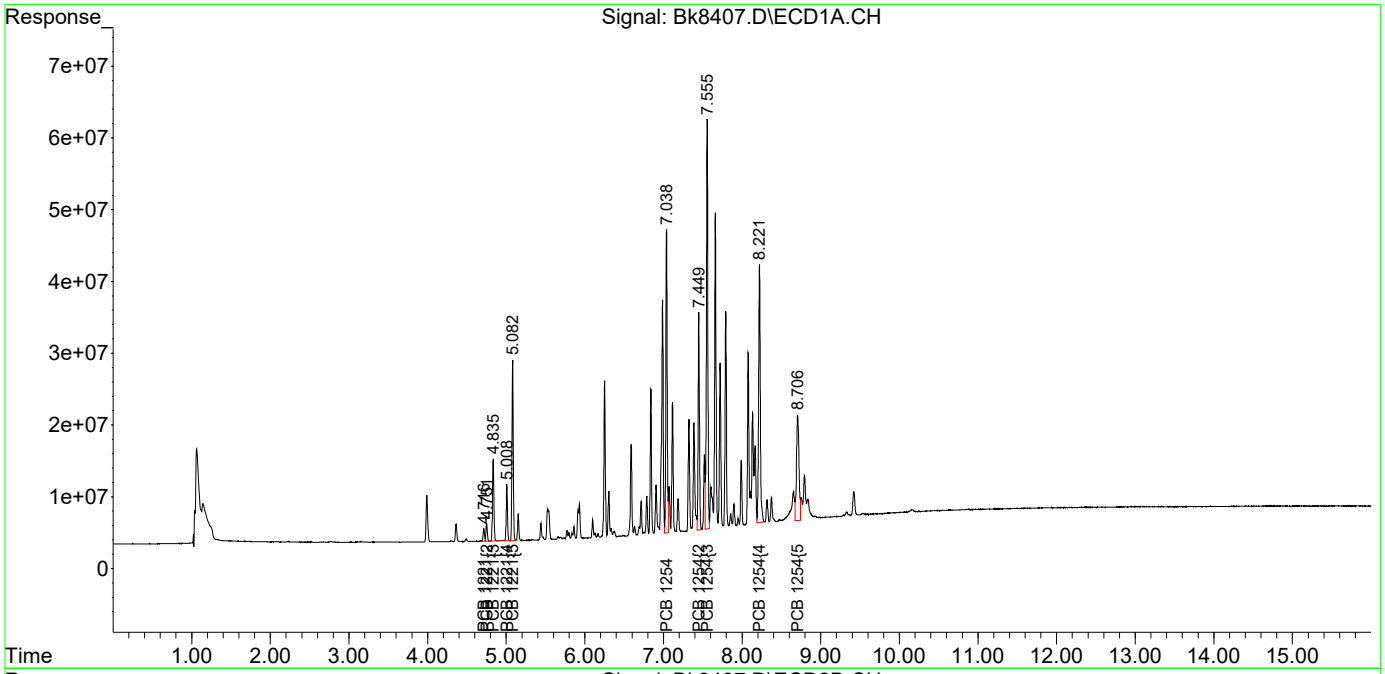

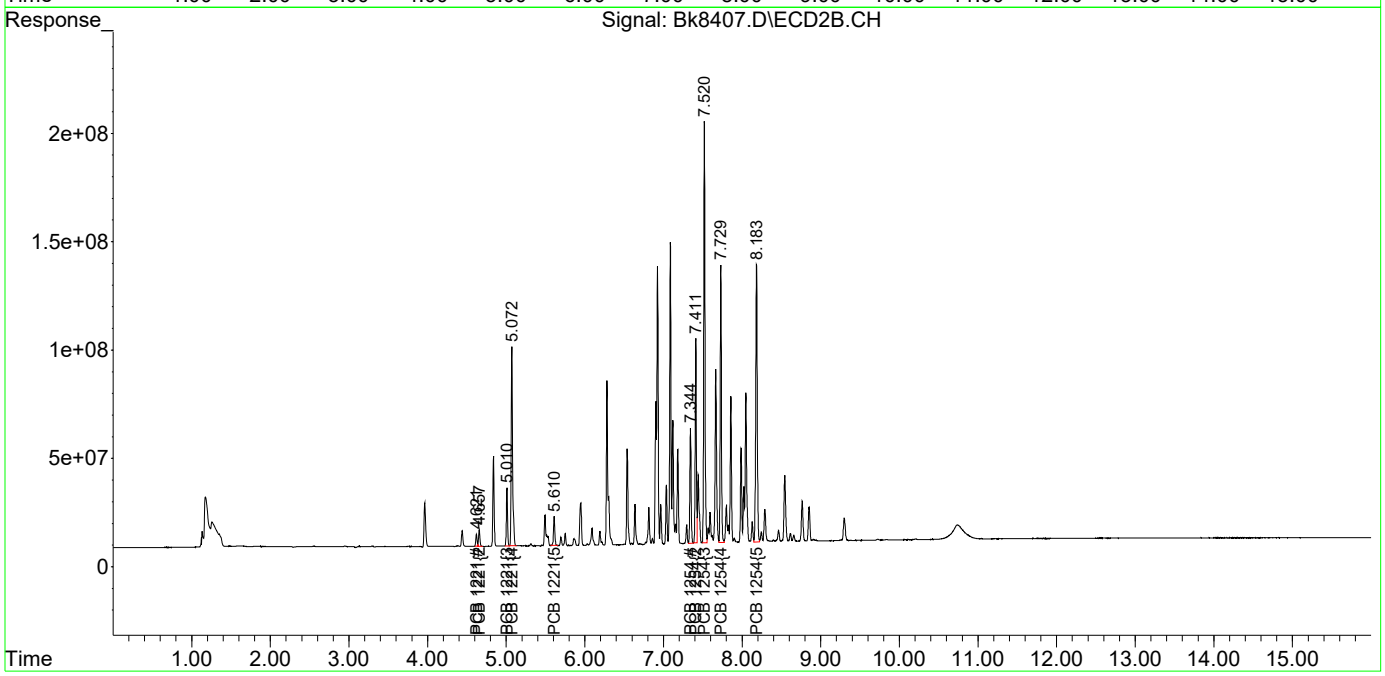

1st DM 06/21/21
2nd BA 06/21/21

Quantitation Report (Qedit)

Data Path : I:\ACQUDATA\6890G\Data\061621\
Data File : Bk8408.D
Signal(s) : Signal #1: ECD1A.CH Signal #2: ECD2B.CH
Acq On : 17 Jun 2021 12:41 am
Operator : B.Allgeier
Sample : 1221/54 M
Misc : 8082
ALS Vial : 29 Sample Multiplier: 1

Integration File signal 1: AUTOINT1.E
Integration File signal 2: AUTOINT2.E
Quant Time: Jun 17 11:09:44 2021
Quant Method : I:\ACQUDATA\6890G\Methods\G-PCB061621.M
Quant Title : 608/8082 PCB'S
QLast Update : Thu Jun 17 09:41:19 2021
Response via : Initial Calibration
Integrator: ChemStation 6890 Scale Mode: Large solvent peaks clipped

Volume Inj. : 2uL
Signal #1 Phase : DB-1701 Signal #2 Phase: DB-17
Signal #1 Info : 0.32mm 30m Signal #2 Info : 0.32mm 30m

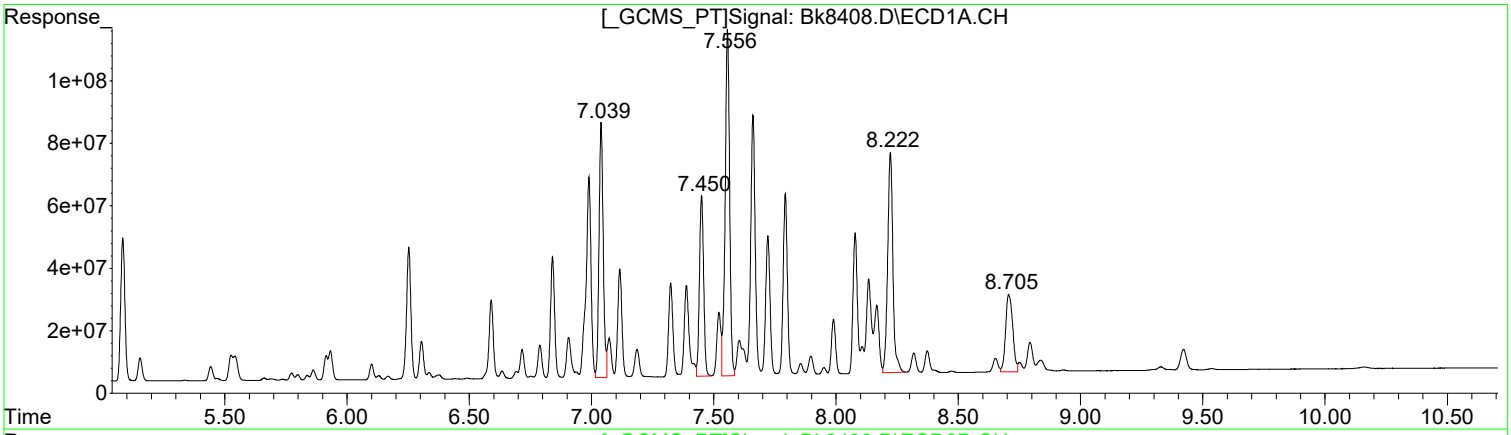

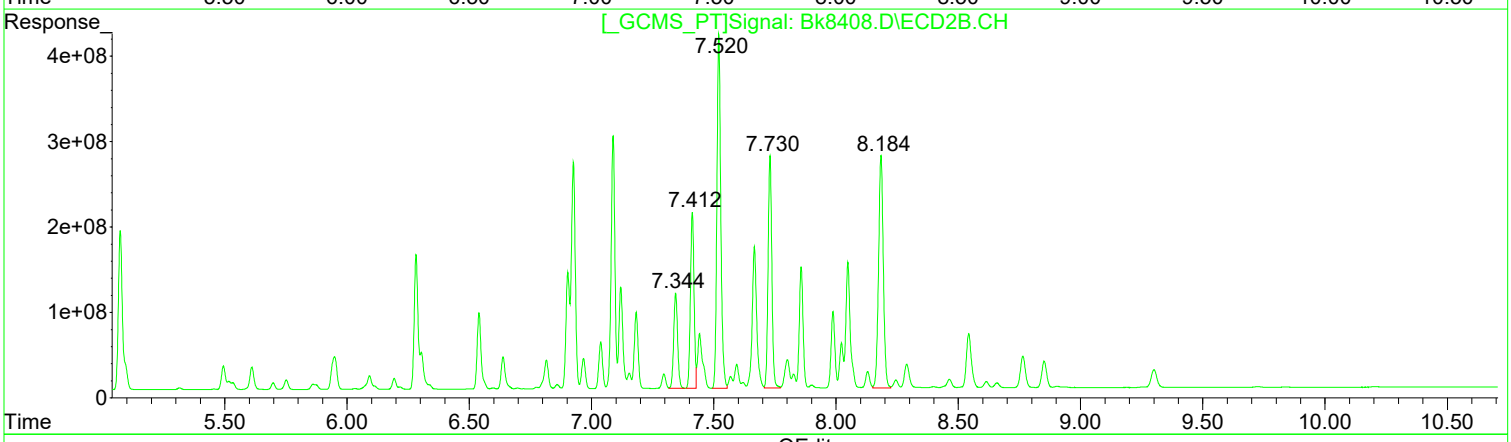

QEdit

(28) PCB 1254 (L6c)

R.T.	Response	Conc
7.04	967600042	410.62
7.45	693989330	429.28
7.56	1420116769	417.44
8.22	1052957527	415.67
8.71	501279858	482.69

(28) PCB 1254 #2 (L6c)

R.T.	Response	Conc
7.34	1256470950	447.29
7.41	2115132572	494.29
7.52	4612357450	515.99
7.73	2932066483	481.18
8.18	3668615672	498.43

Manual Integration:

After

Poor integration.

06/17/21

(+) = Expected Retention Time

1st DM 06/21/21
2nd BA 06/21/21

Quantitation Report (Qedit)

Data Path : I:\ACQUDATA\6890G\Data\061621\
Data File : Bk8408.D
Signal(s) : Signal #1: ECD1A.CH Signal #2: ECD2B.CH
Acq On : 17 Jun 2021 12:41 am
Operator : B.Allgeier
Sample : 1221/54 M
Misc : 8082
ALS Vial : 29 Sample Multiplier: 1

Integration File signal 1: AUTOINT1.E
Integration File signal 2: AUTOINT2.E
Quant Time: Jun 17 11:09:44 2021
Quant Method : I:\ACQUDATA\6890G\Methods\G-PCB061621.M
Quant Title : 608/8082 PCB'S
QLast Update : Thu Jun 17 09:41:19 2021
Response via : Initial Calibration
Integrator: ChemStation 6890 Scale Mode: Large solvent peaks clipped

Volume Inj. : 2uL
Signal #1 Phase : DB-1701 Signal #2 Phase: DB-17
Signal #1 Info : 0.32mm 30m Signal #2 Info : 0.32mm 30m

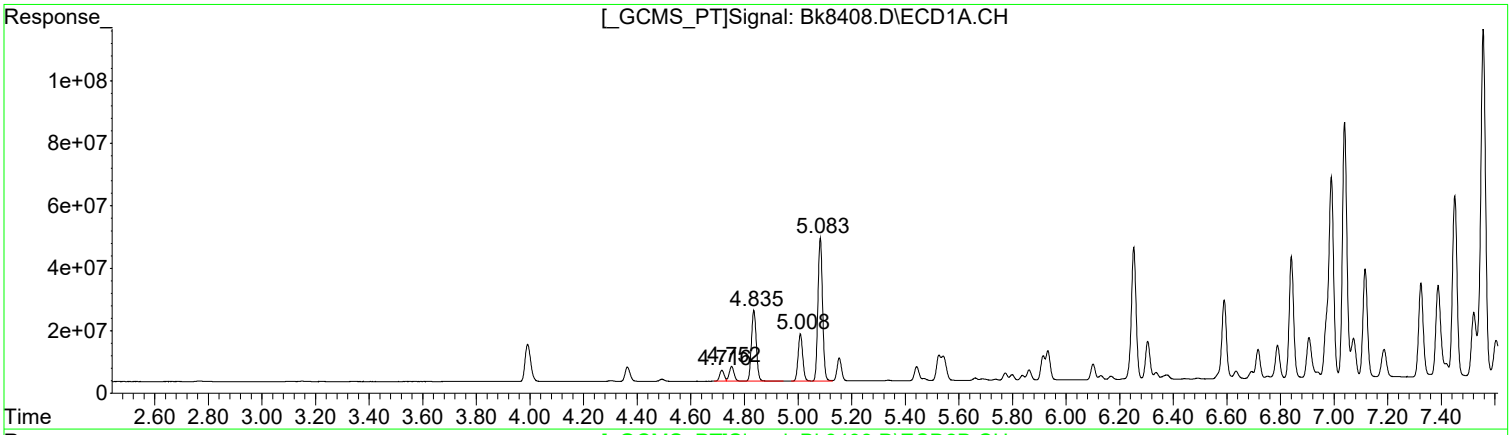

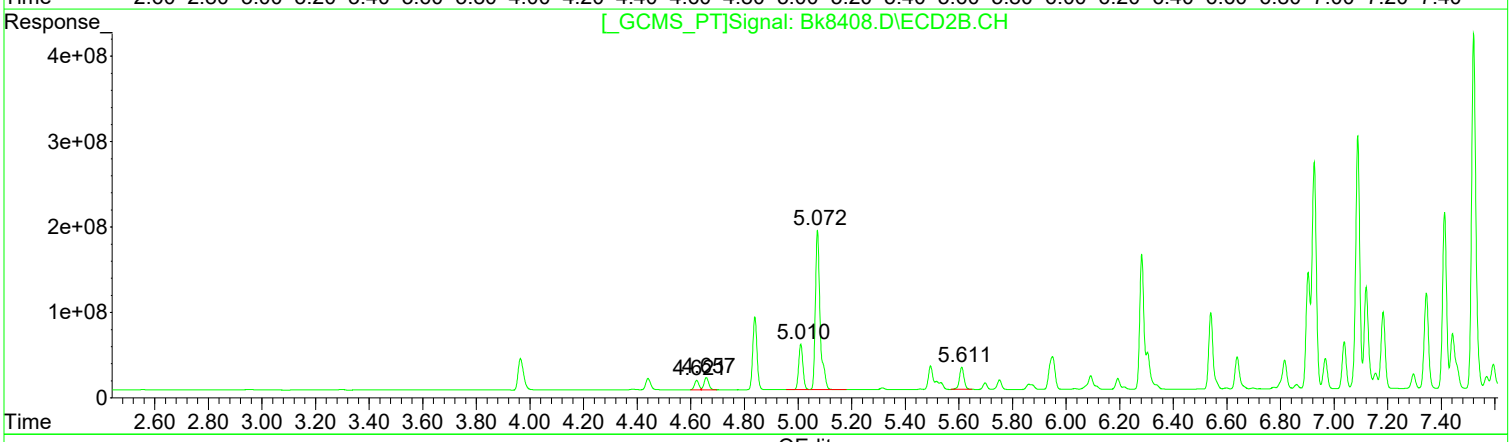

(8) PCB 1221 (L2c)

R.T.	Response	Conc
4.72	40837436	438.85
4.75	59070494	426.55
4.84	286143069	437.34
5.01	180137630	424.36
5.08	552103206	395.31

(8) PCB 1221 #2 (L2c)

R.T.	Response	Conc
4.62	126112962	236.59
4.66	173254448	374.29
5.01	589041840	427.89
5.07	2291077005	454.77
5.61	308350182	403.60

Manual Integration:

After

Poor integration.

06/17/21

(+) = Expected Retention Time

1st DM 06/21/21
2nd BA 06/21/21

Quantitation Report (Qedit)

Data Path : I:\ACQUDATA\6890G\Data\061621\
Data File : Bk8408.D
Signal(s) : Signal #1: ECD1A.CH Signal #2: ECD2B.CH
Acq On : 17 Jun 2021 12:41 am
Operator : B.Allgeier
Sample : 1221/54 M
Misc : 8082
ALS Vial : 29 Sample Multiplier: 1

Integration File signal 1: AUTOINT1.E
Integration File signal 2: AUTOINT2.E
Quant Time: Jun 17 11:09:44 2021
Quant Method : I:\ACQUDATA\6890G\Methods\G-PCB061621.M
Quant Title : 608/8082 PCB'S
QLast Update : Thu Jun 17 09:41:19 2021
Response via : Initial Calibration
Integrator: ChemStation 6890 Scale Mode: Large solvent peaks clipped

Volume Inj. : 2uL
Signal #1 Phase : DB-1701 Signal #2 Phase: DB-17
Signal #1 Info : 0.32mm 30m Signal #2 Info : 0.32mm 30m

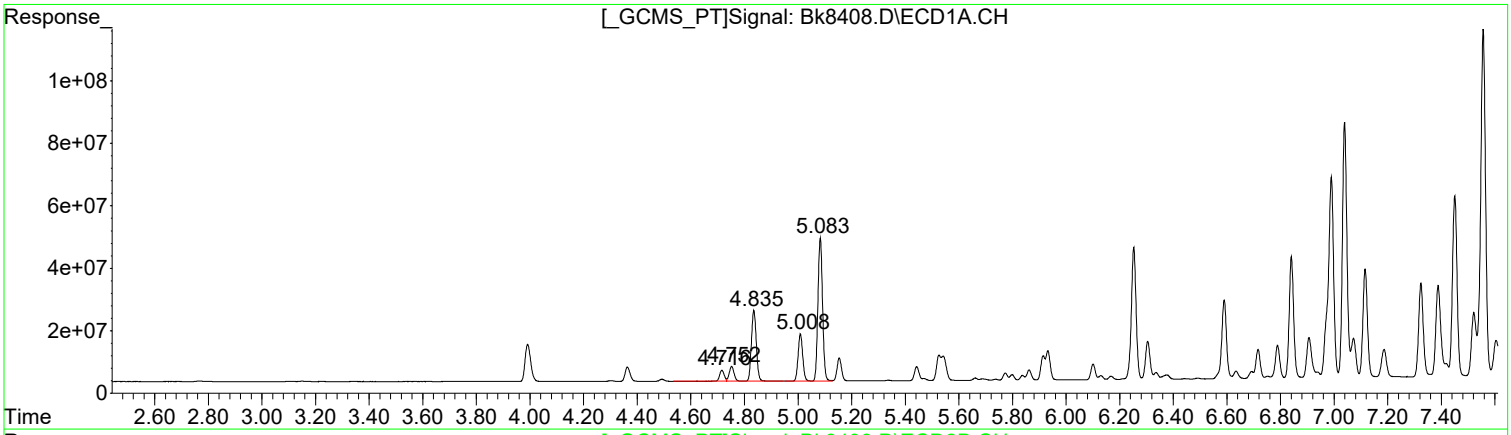

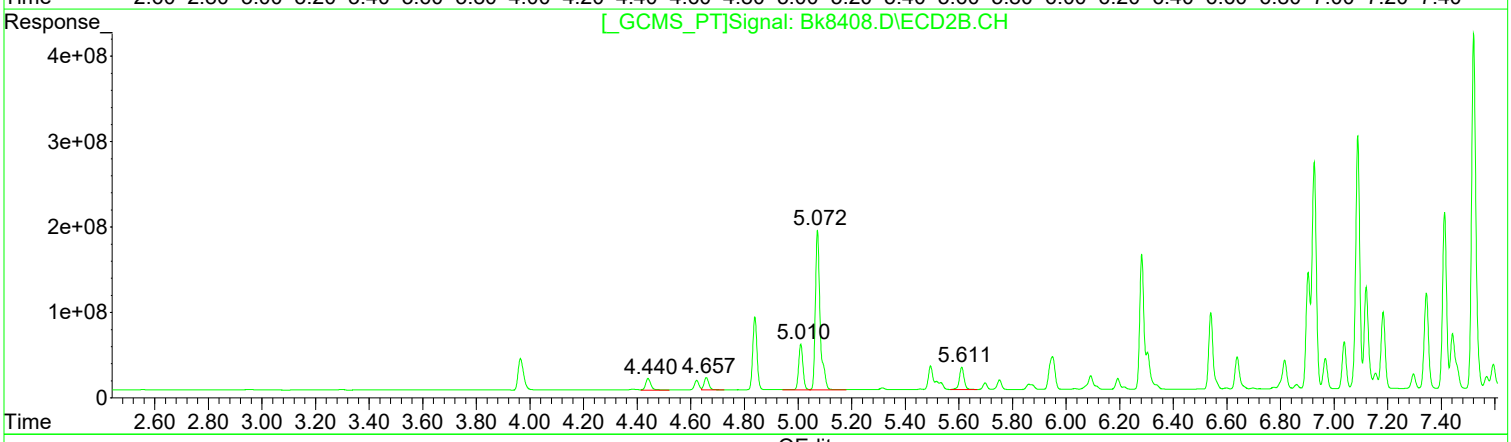

(8) PCB 1221 (L2c)

R.T.	Response	Conc
4.72	42052224	451.90
4.75	59070494	426.55
4.84	286143069	437.34
5.01	180015677	424.07
5.08	552103206	395.31

(8) PCB 1221 #2 (L2c)

R.T.	Response	Conc
4.44	189607341	355.70
4.66	185962058	401.74
5.01	605271517	439.68
5.07	2311455564	458.82
5.61	324469672	424.70

Manual Integration:

Before

06/17/21

(+) = Expected Retention Time

1st DM 06/21/21
2nd BA 06/21/21

Quantitation Report (QT Reviewed)

Data Path : I:\ACQUDATA\6890G\Data\061621\
Data File : Bk8408.D
Signal(s) : Signal #1: ECD1A.CH Signal #2: ECD2B.CH
Acq On : 17 Jun 2021 12:41 am
Operator : B.Allgeier
Sample : 1221/54 M
Misc : 8082
ALS Vial : 29 Sample Multiplier: 1

Integration File signal 1: AUTOINT1.E
Integration File signal 2: AUTOINT2.E
Quant Time: Jun 17 11:09:44 2021
Quant Method : I:\ACQUDATA\6890G\Methods\G-PCB061621.M
Quant Title : 608/8082 PCB'S
QLast Update : Thu Jun 17 09:41:19 2021
Response via : Initial Calibration
Integrator: ChemStation 6890 Scale Mode: Large solvent peaks clipped

Volume Inj. : 2uL
Signal #1 Phase : DB-1701 Signal #2 Phase: DB-17
Signal #1 Info : 0.32mm 30m Signal #2 Info : 0.32mm 30m

Compound	RT#1	RT#2	Resp#1	Resp#2	ug/l	ug/l
System Monitoring Compounds						
Target Compounds						
Sum PCB 1016			0	0	N.D.	N.D.
Average PCB 1016					0.000	0.000
8) L2c PCB 1221	4.716	4.621f	40837436	126.1E6	438.846m	236.589m#
9) L2c PCB 1221{2}	4.752	4.657	59070494	173.3E6	426.553	374.291m
10) L2c PCB 1221{3}	4.835	5.010	286.1E6	589.0E6	437.342	427.893m
11) L2c PCB 1221{4}	5.008	5.072	180.1E6	2291.1E6	424.362m	454.774m
12) L2c PCB 1221{5}	5.083	5.611	552.1E6	308.4E6	395.308	403.604m
Sum PCB 1221			1118.3E6	3487.8E6	2122.410	1897.151
Average PCB 1221					424.482	379.430
Sum PCB 1232			0	0	N.D.	N.D.
Average PCB 1232					0.000	0.000
Sum PCB 1242			0	0	N.D.	N.D.
Average PCB 1242					0.000	0.000
Sum PCB 1248			0	0	N.D.	N.D.
Average PCB 1248					0.000	0.000
28) L6c PCB 1254	7.039	7.344	967.6E6	1256.5E6	410.619	447.289
29) L6c PCB 1254{2}	7.450	7.412	694.0E6	2115.1E6	429.279	494.287m
30) L6c PCB 1254{3}	7.556	7.521	1420.1E6	4612.4E6	417.440	515.986
31) L6c PCB 1254{4}	8.222	7.730	1053.0E6	2932.1E6	415.674	481.179
32) L6c PCB 1254{5}	8.707	8.184	501.3E6	3668.6E6	482.686	498.434
Sum PCB 1254			4635.9E6	14584.6E6	2155.697	2437.175
Average PCB 1254					431.139	487.435
Sum PCB 1260			0	0	N.D.	N.D.
Average PCB 1260					0.000	0.000
Sum PCB 1268			0	0	N.D.	N.D.
Average PCB 1268					0.000	0.000
Sum PCB 1262			0	0	N.D.	N.D.
Average PCB 1262					0.000	0.000

(f)=RT Delta > 1/2 Window (#)=Amounts differ by > 25% (m)=manual int.

Quantitation Report (QT Reviewed)

Data Path : I:\ACQUDATA\6890G\Data\061621\
Data File : Bk8408.D
Signal(s) : Signal #1: ECD1A.CH Signal #2: ECD2B.CH
Acq On : 17 Jun 2021 12:41 am
Operator : B.Allgeier
Sample : 1221/54 M
Misc : 8082
ALS Vial : 29 Sample Multiplier: 1

Integration File signal 1: AUTOINT1.E
Integration File signal 2: AUTOINT2.E
Quant Time: Jun 17 11:09:44 2021
Quant Method : I:\ACQUDATA\6890G\Methods\G-PCB061621.M
Quant Title : 608/8082 PCB'S
QLast Update : Thu Jun 17 09:41:19 2021
Response via : Initial Calibration
Integrator: ChemStation 6890 Scale Mode: Large solvent peaks clipped

Volume Inj. : 2uL
Signal #1 Phase : DB-1701 Signal #2 Phase: DB-17
Signal #1 Info : 0.32mm 30m Signal #2 Info : 0.32mm 30m

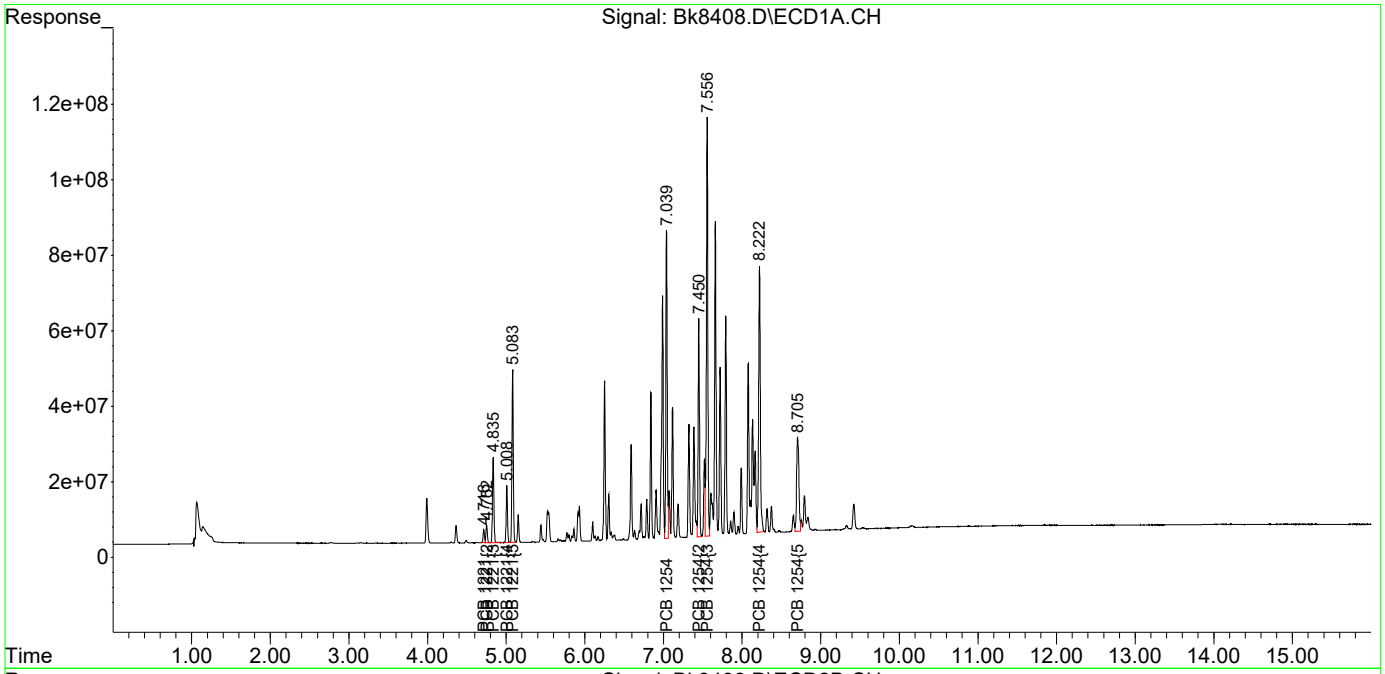

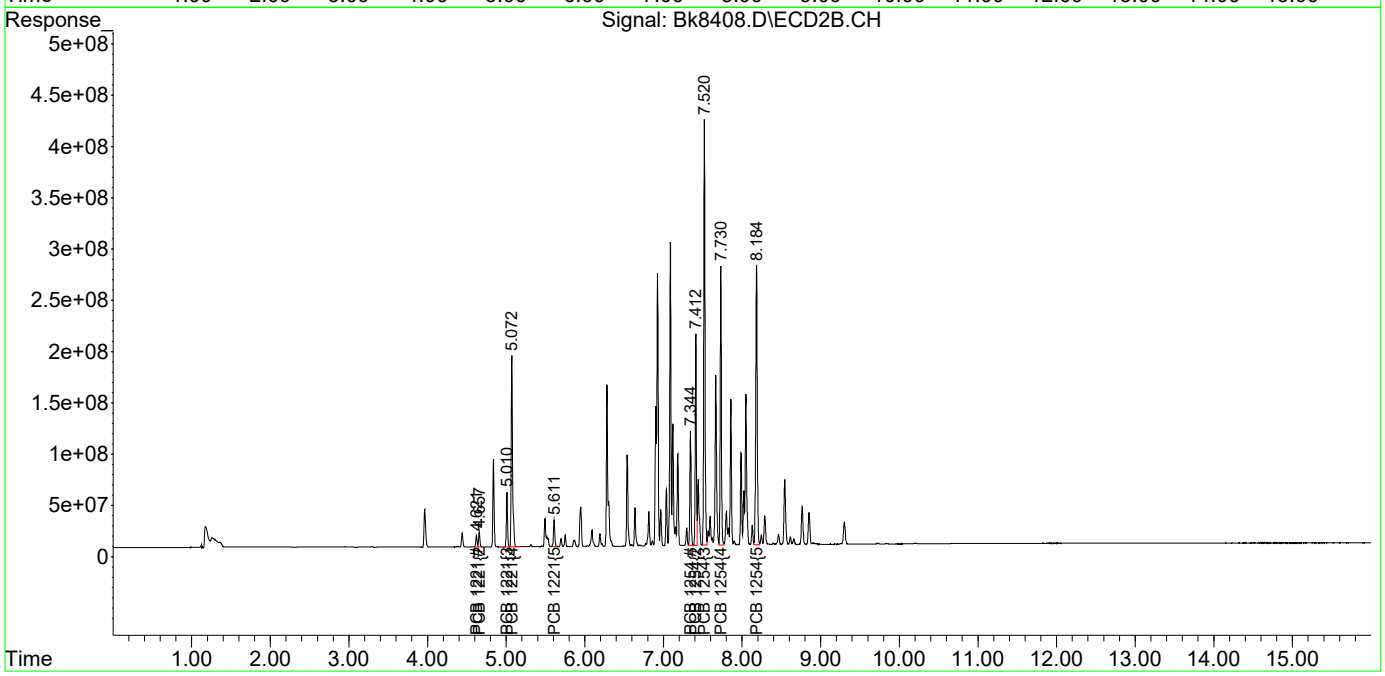

1st DM 06/21/21
2nd BA 06/21/21

Quantitation Report (Qedit)

Data Path : I:\ACQUDATA\6890G\Data\061621\
Data File : Bk8409.D
Signal(s) : Signal #1: ECD1A.CH Signal #2: ECD2B.CH
Acq On : 17 Jun 2021 1:00 am
Operator : B.Allgeier
Sample : 1221/54 MH
Misc : 8082
ALS Vial : 30 Sample Multiplier: 1

Integration File signal 1: AUTOINT1.E
Integration File signal 2: AUTOINT2.E
Quant Time: Jun 17 11:09:51 2021
Quant Method : I:\ACQUDATA\6890G\Methods\G-PCB061621.M
Quant Title : 608/8082 PCB'S
QLast Update : Thu Jun 17 09:41:19 2021
Response via : Initial Calibration
Integrator: ChemStation 6890 Scale Mode: Large solvent peaks clipped

Volume Inj. : 2uL
Signal #1 Phase : DB-1701 Signal #2 Phase: DB-17
Signal #1 Info : 0.32mm 30m Signal #2 Info : 0.32mm 30m

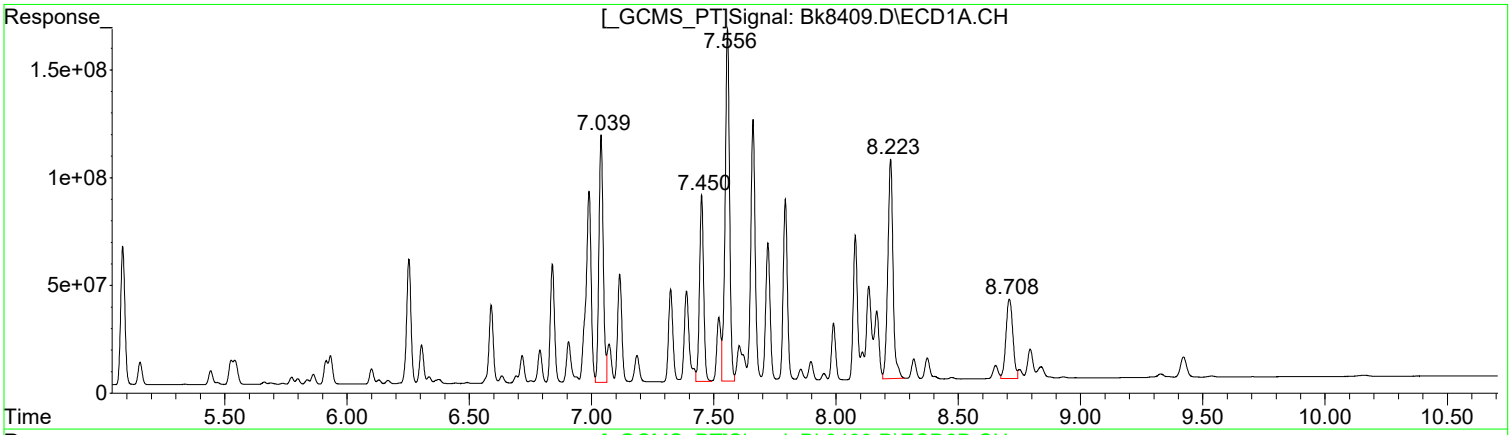

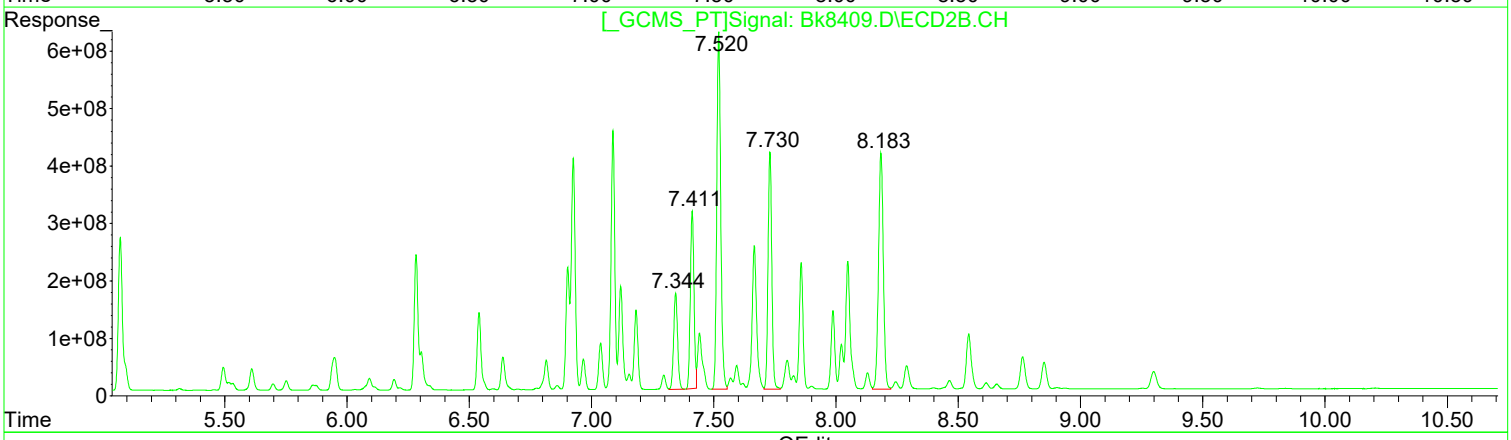

QEdit

(28) PCB 1254 (L6c)

R.T.	Response	Conc
7.04	1394656762	591.85
7.45	1017946379	629.67
7.56	2063661330	606.61
8.22	1517502832	599.06
8.71	720939029	694.20

(28) PCB 1254 #2 (L6c)

R.T.	Response	Conc
7.34	1902683573	677.33
7.41	3240105967	757.18
7.52	7028229571	786.25
7.73	4442837829	729.11
8.18	5614285330	762.78

Manual Integration:

After

Poor integration.

06/17/21

(+) = Expected Retention Time

1st DM 06/21/21
2nd BA 06/21/21

Quantitation Report (Qedit)

Data Path : I:\ACQUDATA\6890G\Data\061621\
Data File : Bk8409.D
Signal(s) : Signal #1: ECD1A.CH Signal #2: ECD2B.CH
Acq On : 17 Jun 2021 1:00 am
Operator : B.Allgeier
Sample : 1221/54 MH
Misc : 8082
ALS Vial : 30 Sample Multiplier: 1

Integration File signal 1: AUTOINT1.E
Integration File signal 2: AUTOINT2.E
Quant Time: Jun 17 11:09:51 2021
Quant Method : I:\ACQUDATA\6890G\Methods\G-PCB061621.M
Quant Title : 608/8082 PCB'S
QLast Update : Thu Jun 17 09:41:19 2021
Response via : Initial Calibration
Integrator: ChemStation 6890 Scale Mode: Large solvent peaks clipped

Volume Inj. : 2uL
Signal #1 Phase : DB-1701 Signal #2 Phase: DB-17
Signal #1 Info : 0.32mm 30m Signal #2 Info : 0.32mm 30m

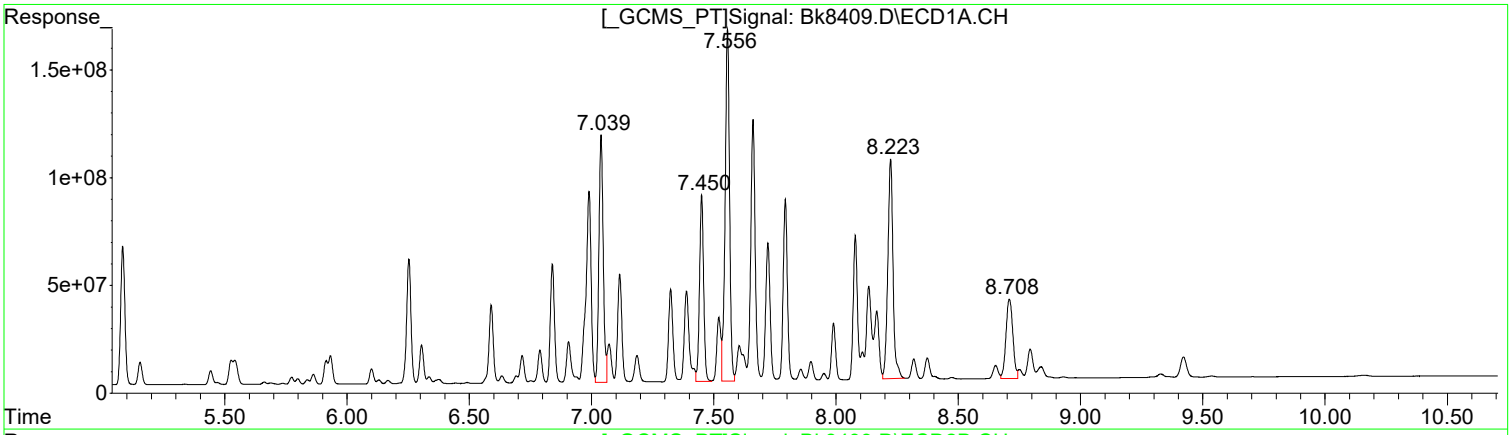

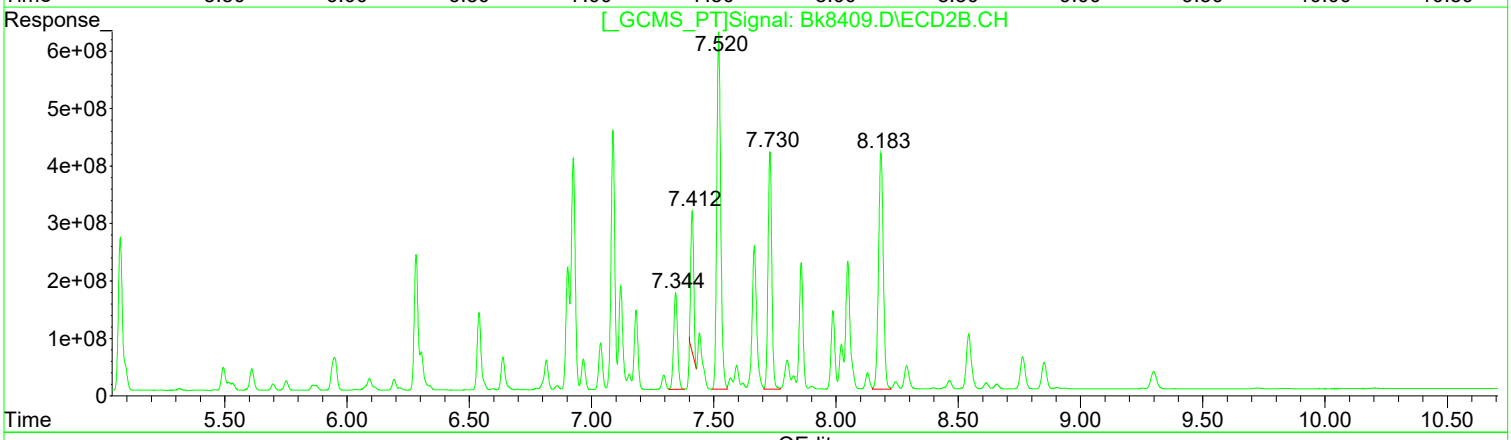

QEdit

(28) PCB 1254 (L6c)

R.T.	Response	Conc
7.04	1394656762	591.85
7.45	1017946379	629.67
7.56	2063661330	606.61
8.22	1517502832	599.06
8.71	720939029	694.20

(28) PCB 1254 #2 (L6c)

R.T.	Response	Conc
7.34	1902683573	677.33
7.41	2069024333	483.51
7.52	7028229571	786.25
7.73	4442837829	729.11
8.18	5614285330	762.78

Manual Integration:

Before

06/17/21

(+) = Expected Retention Time

1st DM 06/21/21
2nd BA 06/21/21

Quantitation Report (Qedit)

Data Path : I:\ACQUDATA\6890G\Data\061621\
Data File : Bk8409.D
Signal(s) : Signal #1: ECD1A.CH Signal #2: ECD2B.CH
Acq On : 17 Jun 2021 1:00 am
Operator : B.Allgeier
Sample : 1221/54 MH
Misc : 8082
ALS Vial : 30 Sample Multiplier: 1

Integration File signal 1: AUTOINT1.E
Integration File signal 2: AUTOINT2.E
Quant Time: Jun 17 11:09:51 2021
Quant Method : I:\ACQUDATA\6890G\Methods\G-PCB061621.M
Quant Title : 608/8082 PCB'S
QLast Update : Thu Jun 17 09:41:19 2021
Response via : Initial Calibration
Integrator: ChemStation 6890 Scale Mode: Large solvent peaks clipped

Volume Inj. : 2uL
Signal #1 Phase : DB-1701 Signal #2 Phase: DB-17
Signal #1 Info : 0.32mm 30m Signal #2 Info : 0.32mm 30m

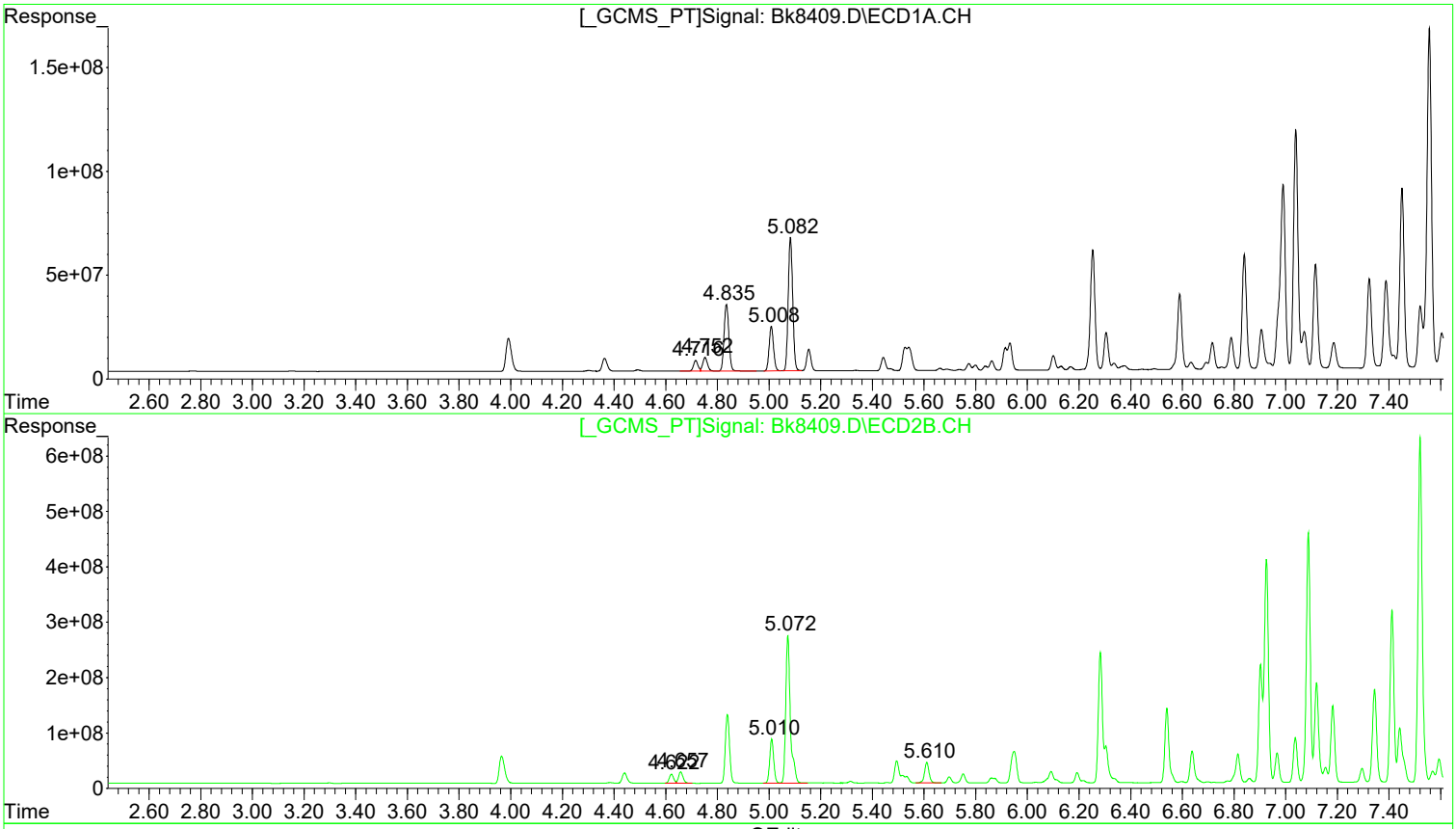

(8) PCB 1221 (L2c)

R.T.	Response	Conc
4.72	60241724	647.37
4.75	83710731	604.48
4.84	410664537	627.66
5.01	254318539	599.11
5.08	772017125	552.77

(8) PCB 1221 #2 (L2c)

R.T.	Response	Conc
4.62	184648044	346.40
4.66	246132458	531.73
5.01	858369336	623.54
5.07	3334808852	661.95
5.61	451163662	590.54

Manual Integration:

After

Poor integration.

06/17/21

(+) = Expected Retention Time

1st DM 06/21/21
2nd BA 06/21/21

Quantitation Report (Qedit)

Data Path : I:\ACQUDATA\6890G\Data\061621\
Data File : Bk8409.D
Signal(s) : Signal #1: ECD1A.CH Signal #2: ECD2B.CH
Acq On : 17 Jun 2021 1:00 am
Operator : B.Allgeier
Sample : 1221/54 MH
Misc : 8082
ALS Vial : 30 Sample Multiplier: 1

Integration File signal 1: AUTOINT1.E
Integration File signal 2: AUTOINT2.E
Quant Time: Jun 17 11:09:51 2021
Quant Method : I:\ACQUDATA\6890G\Methods\G-PCB061621.M
Quant Title : 608/8082 PCB'S
QLast Update : Thu Jun 17 09:41:19 2021
Response via : Initial Calibration
Integrator: ChemStation 6890 Scale Mode: Large solvent peaks clipped

Volume Inj. : 2uL
Signal #1 Phase : DB-1701 Signal #2 Phase: DB-17
Signal #1 Info : 0.32mm 30m Signal #2 Info : 0.32mm 30m

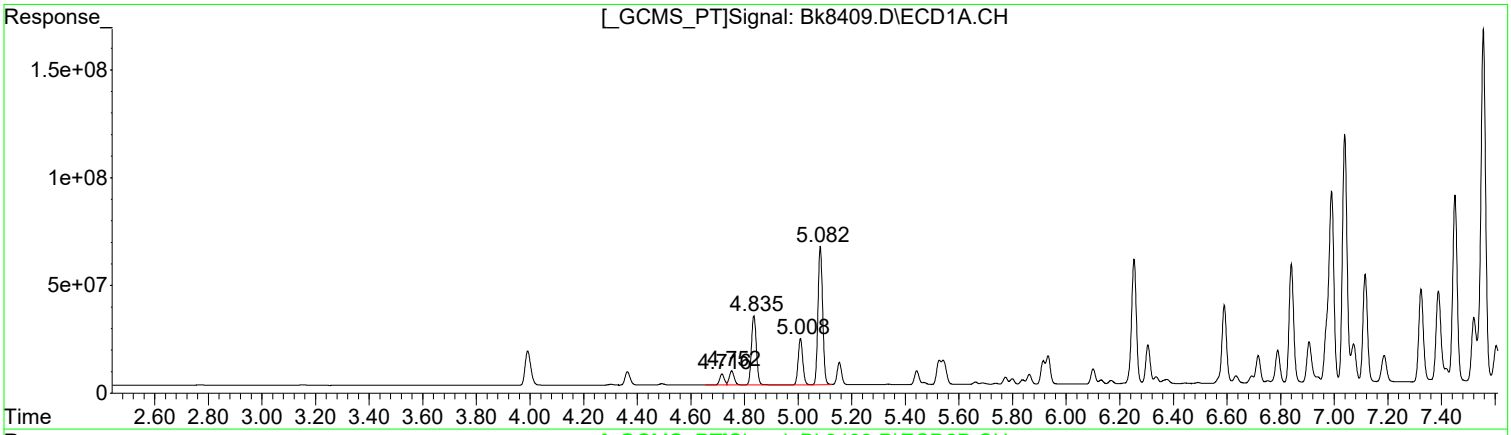

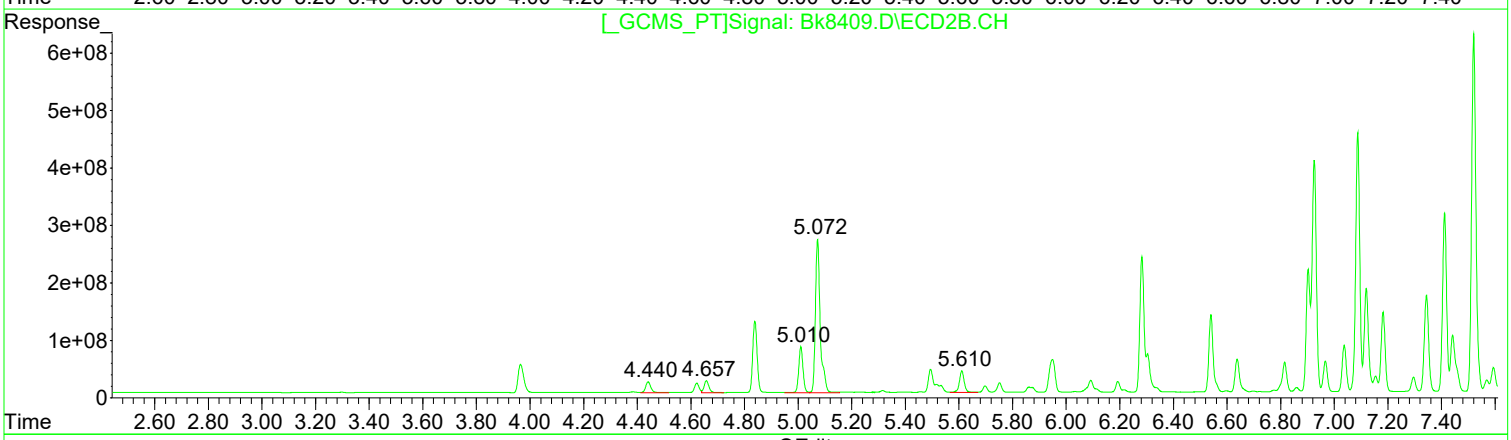

(8) PCB 1221 (L2c)

R.T.	Response	Conc
4.72	60241724	647.37
4.75	83710731	604.48
4.84	410664537	627.66
5.01	254982245	600.68
5.08	775547668	555.30

(8) PCB 1221 #2 (L2c)

R.T.	Response	Conc
4.44	271784797	509.87
4.66	269992243	583.28
5.01	890909322	647.18
5.07	3372427264	669.42
5.61	478299485	626.05

Manual Integration:

Before

06/17/21

(+) = Expected Retention Time

1st DM 06/21/21
2nd BA 06/21/21

Quantitation Report (QT Reviewed)

Data Path : I:\ACQUDATA\6890G\Data\061621\
Data File : Bk8409.D
Signal(s) : Signal #1: ECD1A.CH Signal #2: ECD2B.CH
Acq On : 17 Jun 2021 1:00 am
Operator : B.Allgeier
Sample : 1221/54 MH
Misc : 8082
ALS Vial : 30 Sample Multiplier: 1

Integration File signal 1: AUTOINT1.E
Integration File signal 2: AUTOINT2.E
Quant Time: Jun 17 11:09:51 2021
Quant Method : I:\ACQUDATA\6890G\Methods\G-PCB061621.M
Quant Title : 608/8082 PCB'S
QLast Update : Thu Jun 17 09:41:19 2021
Response via : Initial Calibration
Integrator: ChemStation 6890 Scale Mode: Large solvent peaks clipped

Volume Inj. : 2uL
Signal #1 Phase : DB-1701 Signal #2 Phase: DB-17
Signal #1 Info : 0.32mm 30m Signal #2 Info : 0.32mm 30m

Compound	RT#1	RT#2	Resp#1	Resp#2	ug/l	ug/l
System Monitoring Compounds						
Target Compounds						
Sum PCB 1016			0	0	N.D.	N.D.
Average PCB 1016					0.000	0.000
8) L2c PCB 1221	4.716	4.622f	60241724	184.6E6	647.367	346.401m#
9) L2c PCB 1221{2}	4.752	4.657	83710731	246.1E6	604.482	531.733m
10) L2c PCB 1221{3}	4.835	5.010	410.7E6	858.4E6	627.661	623.538m
11) L2c PCB 1221{4}	5.008	5.072	254.3E6	3334.8E6	599.114m	661.953m
12) L2c PCB 1221{5}	5.082	5.610	772.0E6	451.2E6	552.767m	590.535m
Sum PCB 1221			1581.0E6	5075.1E6	3031.392	2754.160
Average PCB 1221					606.278	550.832
Sum PCB 1232			0	0	N.D.	N.D.
Average PCB 1232					0.000	0.000
Sum PCB 1242			0	0	N.D.	N.D.
Average PCB 1242					0.000	0.000
Sum PCB 1248			0	0	N.D.	N.D.
Average PCB 1248					0.000	0.000
28) L6c PCB 1254	7.039	7.344	1394.7E6	1902.7E6	591.848	677.333
29) L6c PCB 1254{2}	7.450	7.411	1017.9E6	3240.1E6	629.668	757.183m
30) L6c PCB 1254{3}	7.556	7.520	2063.7E6	7028.2E6	606.608	786.250 #
31) L6c PCB 1254{4}	8.223	7.730	1517.5E6	4442.8E6	599.062	729.110
32) L6c PCB 1254{5}	8.709	8.184	720.9E6	5614.3E6	694.197	762.781
Sum PCB 1254			6714.7E6	22228.1E6	3121.383	3712.657
Average PCB 1254					624.277	742.531
Sum PCB 1260			0	0	N.D.	N.D.
Average PCB 1260					0.000	0.000
Sum PCB 1268			0	0	N.D.	N.D.
Average PCB 1268					0.000	0.000
Sum PCB 1262			0	0	N.D.	N.D.
Average PCB 1262					0.000	0.000

(f)=RT Delta > 1/2 Window (#)=Amounts differ by > 25% (m)=manual int.

Quantitation Report (QT Reviewed)

Data Path : I:\ACQUDATA\6890G\Data\061621\
Data File : Bk8409.D
Signal(s) : Signal #1: ECD1A.CH Signal #2: ECD2B.CH
Acq On : 17 Jun 2021 1:00 am
Operator : B.Allgeier
Sample : 1221/54 MH
Misc : 8082
ALS Vial : 30 Sample Multiplier: 1

Integration File signal 1: AUTOINT1.E
Integration File signal 2: AUTOINT2.E
Quant Time: Jun 17 11:09:51 2021
Quant Method : I:\ACQUDATA\6890G\Methods\G-PCB061621.M
Quant Title : 608/8082 PCB'S
QLast Update : Thu Jun 17 09:41:19 2021
Response via : Initial Calibration
Integrator: ChemStation 6890 Scale Mode: Large solvent peaks clipped

Volume Inj. : 2uL
Signal #1 Phase : DB-1701 Signal #2 Phase: DB-17
Signal #1 Info : 0.32mm 30m Signal #2 Info : 0.32mm 30m

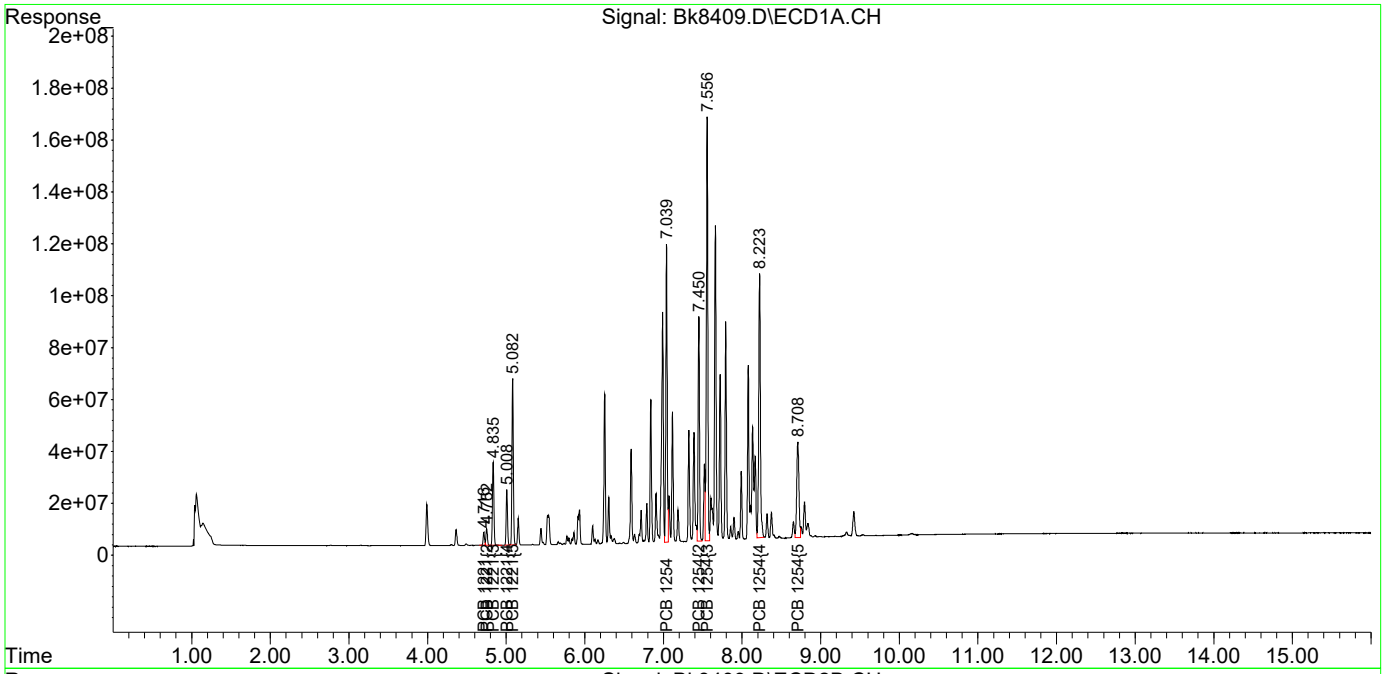

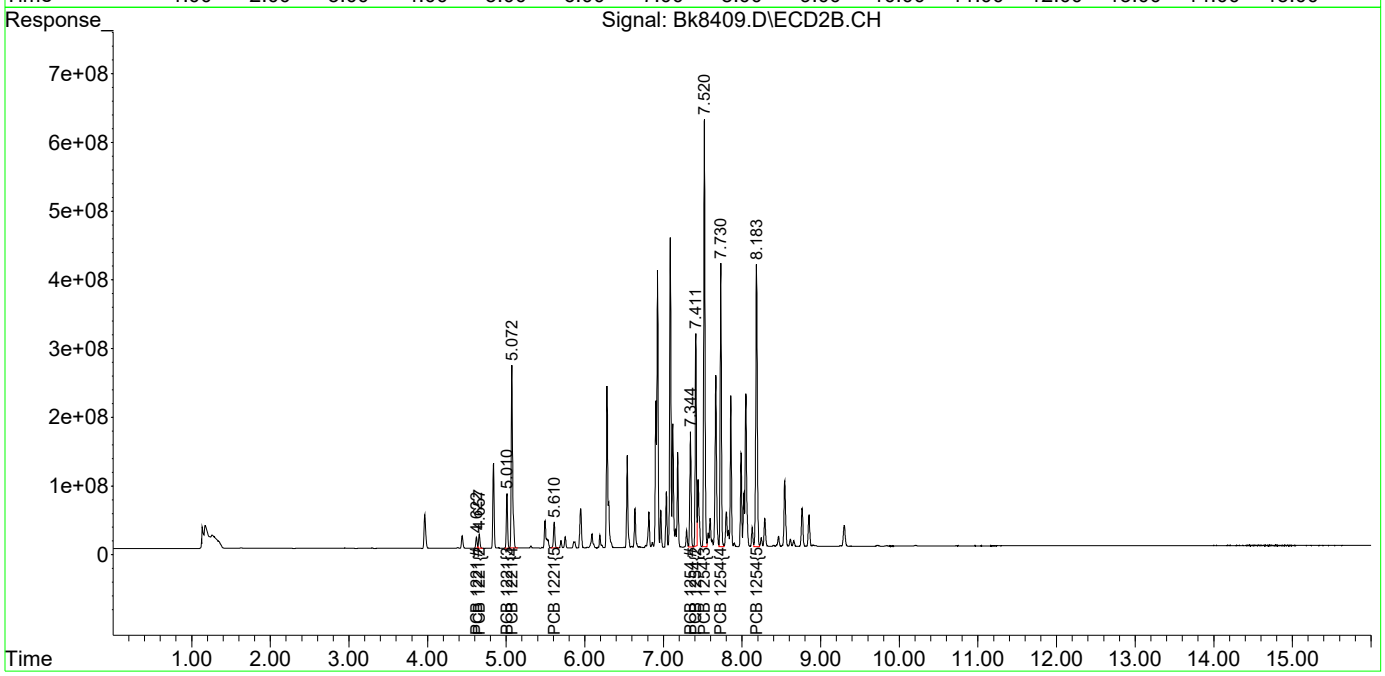

1st DM 06/21/21
2nd BA 06/21/21

Quantitation Report (Qedit)

Data Path : I:\ACQUDATA\6890G\Data\061621\
Data File : Bk8410.D
Signal(s) : Signal #1: ECD1A.CH Signal #2: ECD2B.CH
Acq On : 17 Jun 2021 1:20 am
Operator : B.Allgeier
Sample : 1221/54 M
Misc : 8082
ALS Vial : 31 Sample Multiplier: 1

Integration File signal 1: AUTOINT1.E
Integration File signal 2: AUTOINT2.E
Quant Time: Jun 17 11:09:59 2021
Quant Method : I:\ACQUDATA\6890G\Methods\G-PCB061621.M
Quant Title : 608/8082 PCB'S
QLast Update : Thu Jun 17 09:41:19 2021
Response via : Initial Calibration
Integrator: ChemStation 6890 Scale Mode: Large solvent peaks clipped

Volume Inj. : 2uL
Signal #1 Phase : DB-1701 Signal #2 Phase: DB-17
Signal #1 Info : 0.32mm 30m Signal #2 Info : 0.32mm 30m

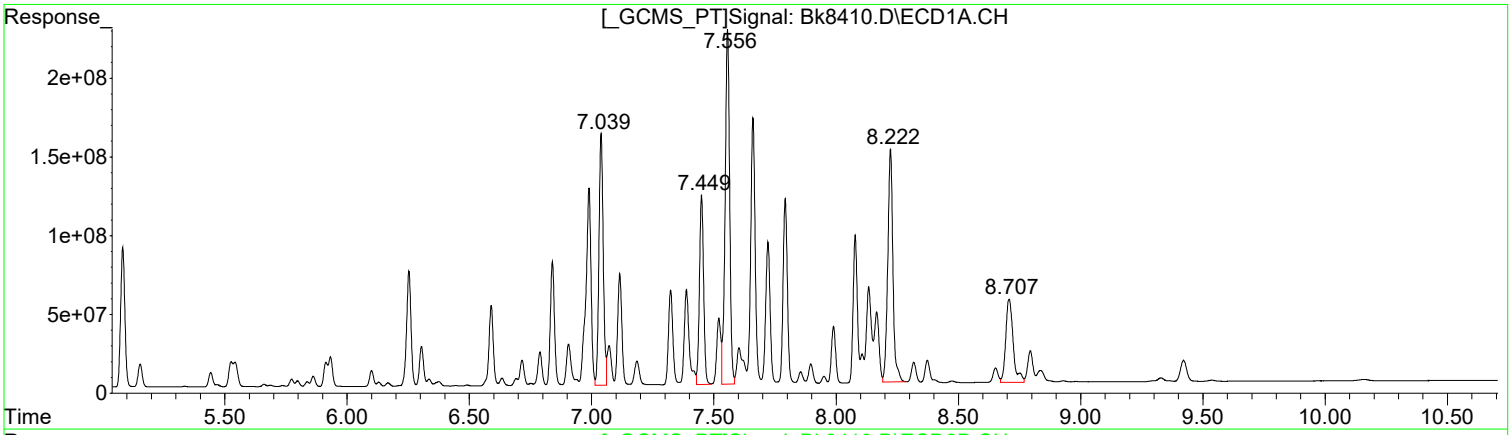

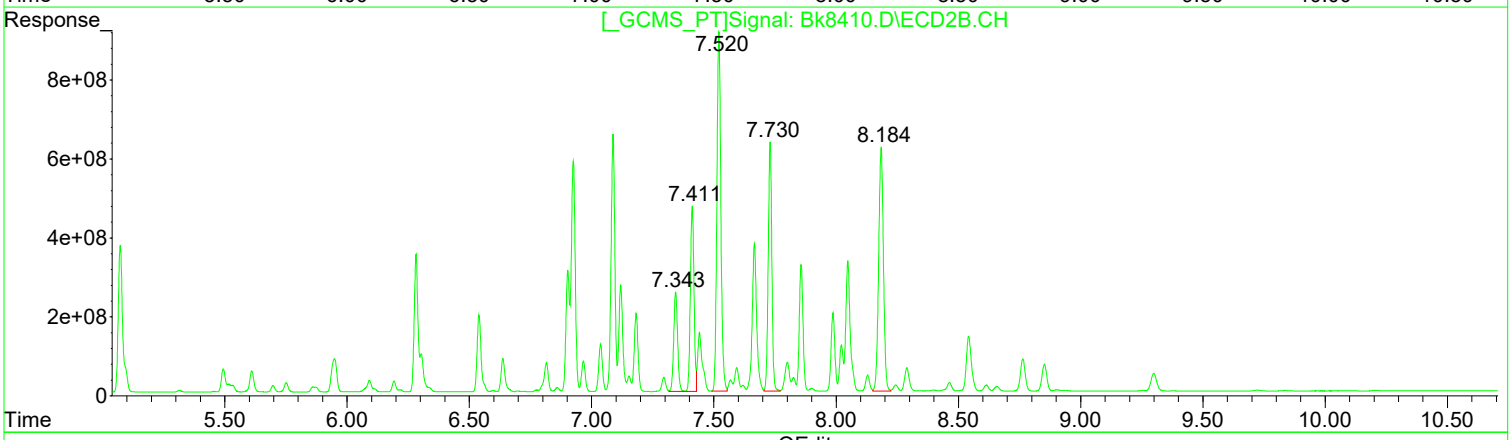

QEdit

(28) PCB 1254 (L6c)

R.T.	Response	Conc
7.04	1945923112	825.79
7.45	1430668376	884.96
7.56	2916287321	857.24
8.22	2178396042	859.96
8.71	1113318986	1072.02

(28) PCB 1254 #2 (L6c)

R.T.	Response	Conc
7.34	2809316469	1000.08
7.41	4893801960	1143.64
7.52	10371507275	1160.26
7.73	6517138532	1069.52
8.18	8365100741	1136.52

Manual Integration:

After

Poor integration.

06/17/21

(+) = Expected Retention Time

1st DM 06/21/21
2nd BA 06/21/21

Quantitation Report (Qedit)

Data Path : I:\ACQUDATA\6890G\Data\061621\
Data File : Bk8410.D
Signal(s) : Signal #1: ECD1A.CH Signal #2: ECD2B.CH
Acq On : 17 Jun 2021 1:20 am
Operator : B.Allgeier
Sample : 1221/54 M
Misc : 8082
ALS Vial : 31 Sample Multiplier: 1

Integration File signal 1: AUTOINT1.E
Integration File signal 2: AUTOINT2.E
Quant Time: Jun 17 11:09:59 2021
Quant Method : I:\ACQUDATA\6890G\Methods\G-PCB061621.M
Quant Title : 608/8082 PCB'S
QLast Update : Thu Jun 17 09:41:19 2021
Response via : Initial Calibration
Integrator: ChemStation 6890 Scale Mode: Large solvent peaks clipped

Volume Inj. : 2uL
Signal #1 Phase : DB-1701 Signal #2 Phase: DB-17
Signal #1 Info : 0.32mm 30m Signal #2 Info : 0.32mm 30m

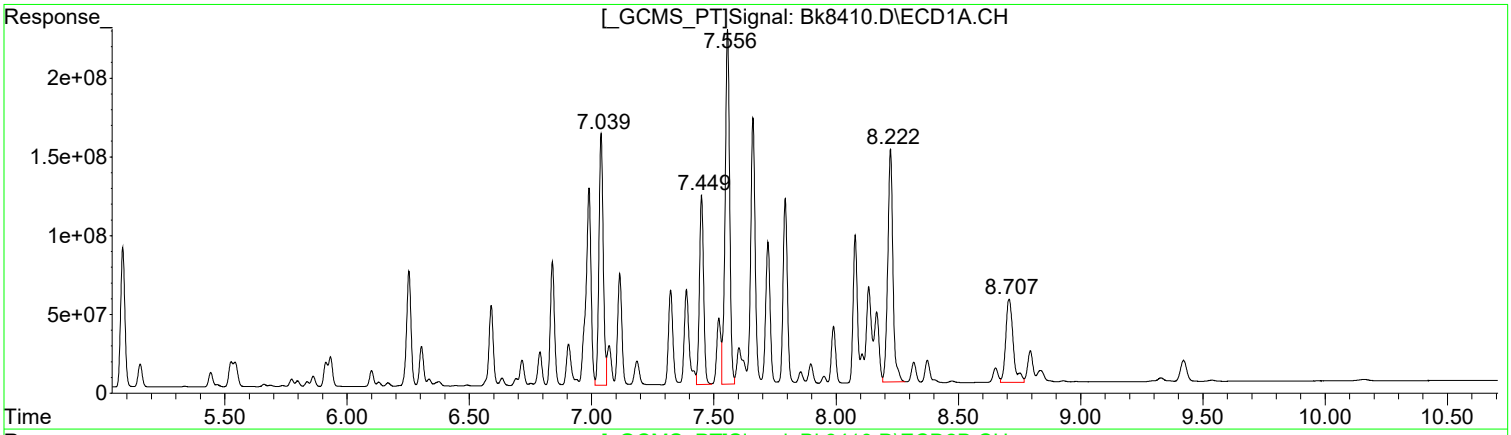

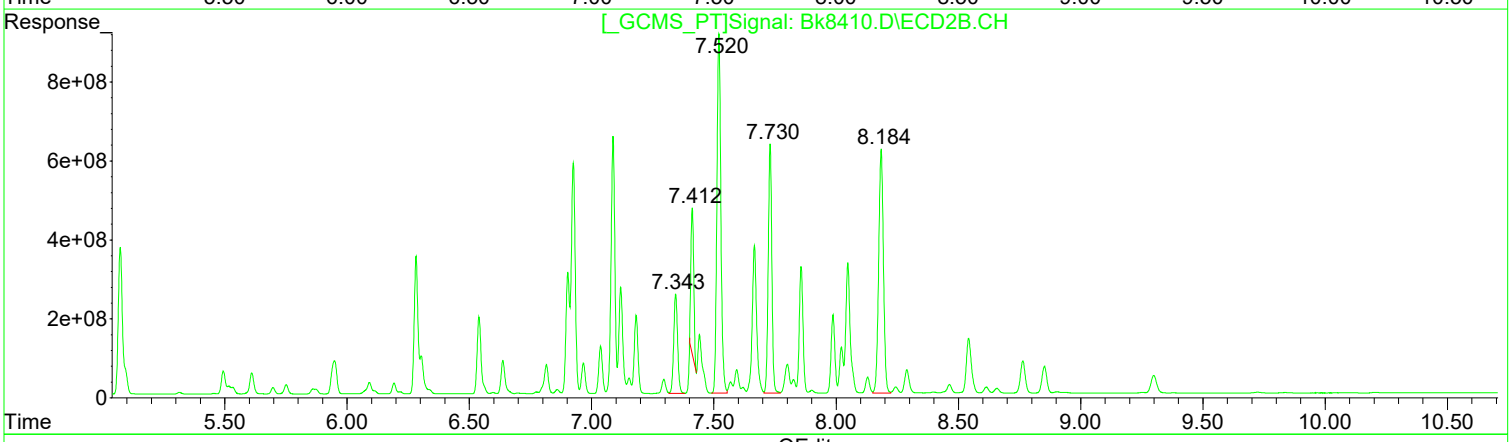

QEdit

(28) PCB 1254 (L6c)

R.T.	Response	Conc
7.04	1945923112	825.79
7.45	1430668376	884.96
7.56	2916287321	857.24
8.22	2178396042	859.96
8.71	1113318986	1072.02

(28) PCB 1254 #2 (L6c)

R.T.	Response	Conc
7.34	2809316469	1000.08
7.41	3069600037	717.34
7.52	10371507275	1160.26
7.73	6517138532	1069.52
8.18	8365100741	1136.52

Manual Integration:

Before

06/17/21

(+) = Expected Retention Time

1st DM 06/21/21
2nd BA 06/21/21

Quantitation Report (Qedit)

Data Path : I:\ACQUDATA\6890G\Data\061621\
Data File : Bk8410.D
Signal(s) : Signal #1: ECD1A.CH Signal #2: ECD2B.CH
Acq On : 17 Jun 2021 1:20 am
Operator : B.Allgeier
Sample : 1221/54 M
Misc : 8082
ALS Vial : 31 Sample Multiplier: 1

Integration File signal 1: AUTOINT1.E
Integration File signal 2: AUTOINT2.E
Quant Time: Jun 17 11:09:59 2021
Quant Method : I:\ACQUDATA\6890G\Methods\G-PCB061621.M
Quant Title : 608/8082 PCB'S
QLast Update : Thu Jun 17 09:41:19 2021
Response via : Initial Calibration
Integrator: ChemStation 6890 Scale Mode: Large solvent peaks clipped

Volume Inj. : 2uL
Signal #1 Phase : DB-1701 Signal #2 Phase: DB-17
Signal #1 Info : 0.32mm 30m Signal #2 Info : 0.32mm 30m

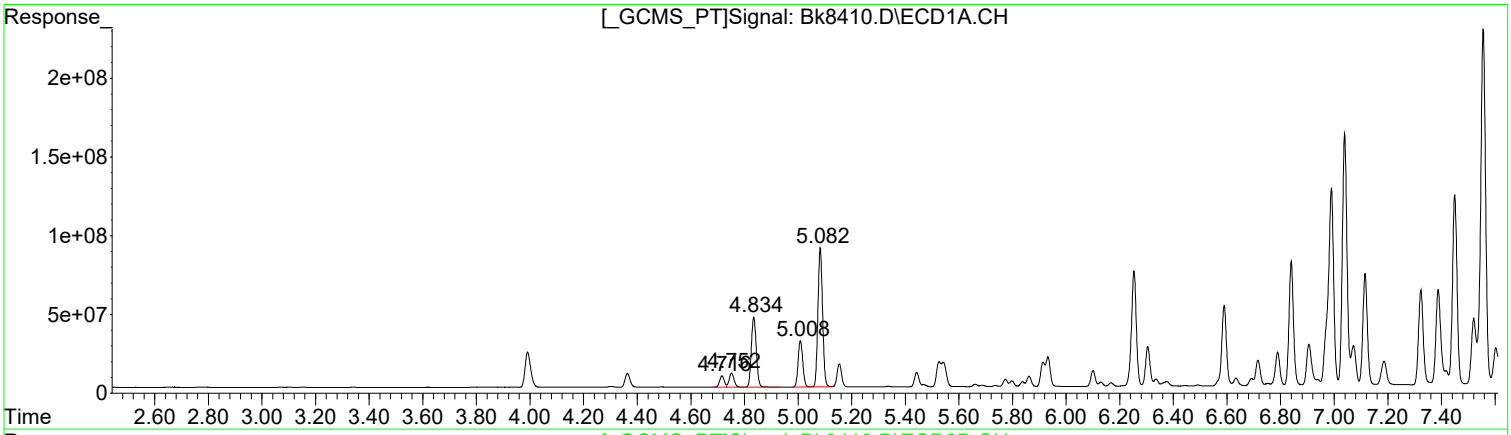

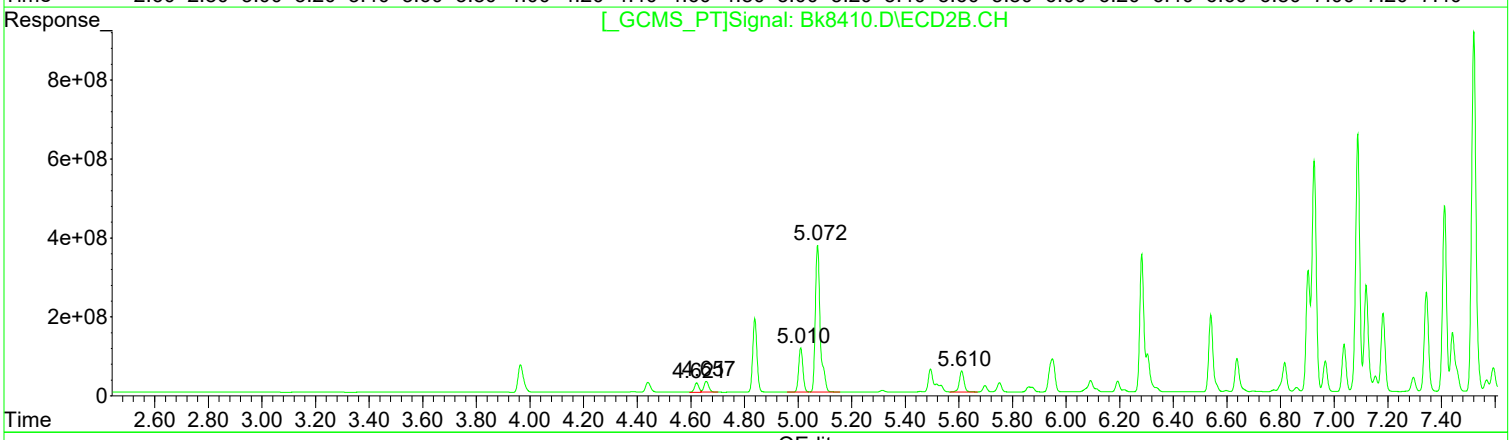

(8) PCB 1221 (L2c)

R.T.	Response	Conc
4.72	85073351	914.21
4.75	114009456	823.27
4.83	571738274	873.85
5.01	353465902	832.68
5.08	1065453396	762.87

(8) PCB 1221 #2 (L2c)

R.T.	Response	Conc
4.62	269861448	506.26
4.66	338458583	731.19
5.01	1230057940	893.54
5.07	4728611722	938.62
5.61	647267866	847.22

Manual Integration:

After

Poor integration.

06/17/21

(+) = Expected Retention Time

1st DM 06/21/21
2nd BA 06/21/21

Quantitation Report (Qedit)

Data Path : I:\ACQUDATA\6890G\Data\061621\
Data File : Bk8410.D
Signal(s) : Signal #1: ECD1A.CH Signal #2: ECD2B.CH
Acq On : 17 Jun 2021 1:20 am
Operator : B.Allgeier
Sample : 1221/54 M
Misc : 8082
ALS Vial : 31 Sample Multiplier: 1

Integration File signal 1: AUTOINT1.E
Integration File signal 2: AUTOINT2.E
Quant Time: Jun 17 11:09:59 2021
Quant Method : I:\ACQUDATA\6890G\Methods\G-PCB061621.M
Quant Title : 608/8082 PCB'S
QLast Update : Thu Jun 17 09:41:19 2021
Response via : Initial Calibration
Integrator: ChemStation 6890 Scale Mode: Large solvent peaks clipped

Volume Inj. : 2uL
Signal #1 Phase : DB-1701 Signal #2 Phase: DB-17
Signal #1 Info : 0.32mm 30m Signal #2 Info : 0.32mm 30m

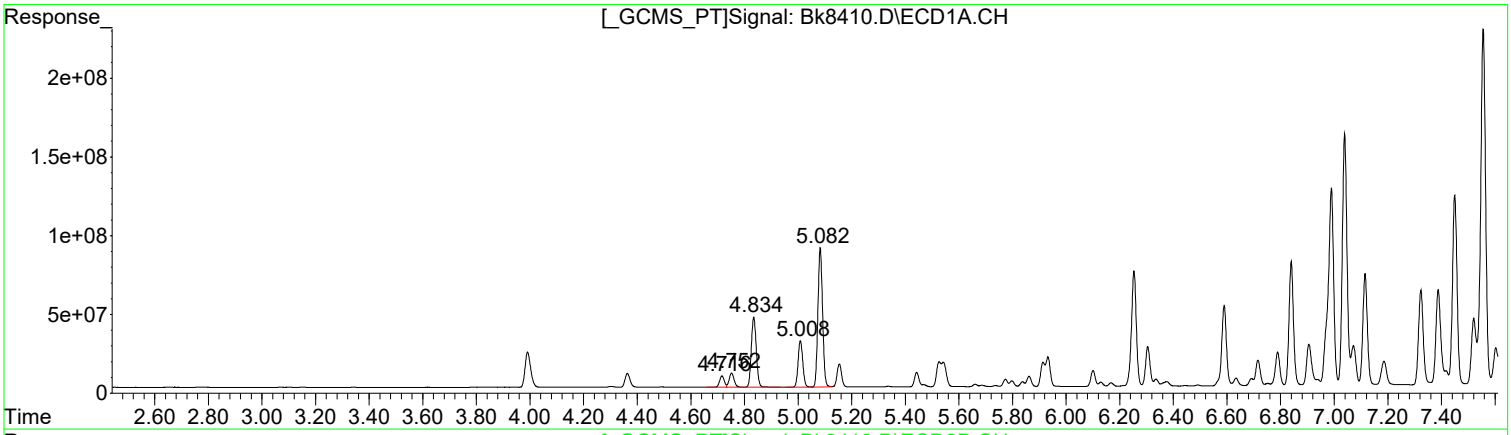

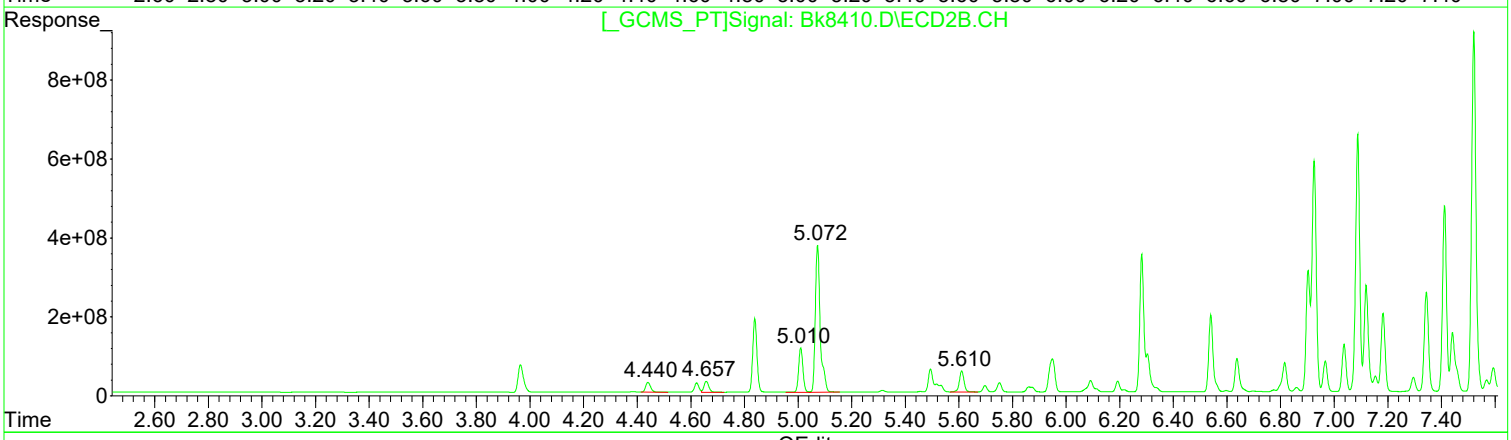

QEdit

(8) PCB 1221 (L2c)

R.T.	Response	Conc
4.72	85122390	914.74
4.75	114009456	823.27
4.83	571738274	873.85
5.01	354400398	834.88
5.08	1067343165	764.22

(8) PCB 1221 #2 (L2c)

R.T.	Response	Conc
4.44	332441005	623.66
4.66	355624759	768.28
5.01	1253882130	910.85
5.07	4759642968	944.78
5.61	665152179	870.63

Manual Integration:

Before

06/17/21

(+) = Expected Retention Time

1st DM 06/21/21
2nd BA 06/21/21

Quantitation Report (QT Reviewed)

Data Path : I:\ACQUDATA\6890G\Data\061621\
Data File : Bk8410.D
Signal(s) : Signal #1: ECD1A.CH Signal #2: ECD2B.CH
Acq On : 17 Jun 2021 1:20 am
Operator : B.Allgeier
Sample : 1221/54 M
Misc : 8082
ALS Vial : 31 Sample Multiplier: 1

Integration File signal 1: AUTOINT1.E
Integration File signal 2: AUTOINT2.E
Quant Time: Jun 17 11:09:59 2021
Quant Method : I:\ACQUDATA\6890G\Methods\G-PCB061621.M
Quant Title : 608/8082 PCB'S
QLast Update : Thu Jun 17 09:41:19 2021
Response via : Initial Calibration
Integrator: ChemStation 6890 Scale Mode: Large solvent peaks clipped

Volume Inj. : 2uL
Signal #1 Phase : DB-1701 Signal #2 Phase: DB-17
Signal #1 Info : 0.32mm 30m Signal #2 Info : 0.32mm 30m

Compound	RT#1	RT#2	Resp#1	Resp#2	ug/l	ug/l
System Monitoring Compounds						
Target Compounds						
Sum PCB 1016			0	0	N.D.	N.D.
Average PCB 1016					0.000	0.000
8) L2c PCB 1221	4.716	4.621f	85073351	269.9E6	914.212m	506.262m#
9) L2c PCB 1221{2}	4.752	4.657	114.0E6	338.5E6	823.272	731.190m
10) L2c PCB 1221{3}	4.835	5.010	571.7E6	1230.1E6	873.846	893.540m
11) L2c PCB 1221{4}	5.008	5.072	353.5E6	4728.6E6	832.682m	938.620m
12) L2c PCB 1221{5}	5.082	5.610	1065.5E6	647.3E6	762.869m	847.219m
Sum PCB 1221			2189.7E6	7214.3E6	4206.881	3916.832
Average PCB 1221					841.376	783.366
Sum PCB 1232			0	0	N.D.	N.D.
Average PCB 1232					0.000	0.000
Sum PCB 1242			0	0	N.D.	N.D.
Average PCB 1242					0.000	0.000
Sum PCB 1248			0	0	N.D.	N.D.
Average PCB 1248					0.000	0.000
28) L6c PCB 1254	7.039	7.344	1945.9E6	2809.3E6	825.788	1000.084
29) L6c PCB 1254{2}	7.450	7.411	1430.7E6	4893.8E6	884.965	1143.637m#
30) L6c PCB 1254{3}	7.556	7.521	2916.3E6	10371.5E6	857.235	1160.264 #
31) L6c PCB 1254{4}	8.222	7.730	2178.4E6	6517.1E6	859.961	1069.521
32) L6c PCB 1254{5}	8.707	8.184	1113.3E6	8365.1E6	1072.022	1136.519
Sum PCB 1254			9584.6E6	32956.9E6	4499.971	5510.024
Average PCB 1254					899.994	1102.005
Sum PCB 1260			0	0	N.D.	N.D.
Average PCB 1260					0.000	0.000
Sum PCB 1268			0	0	N.D.	N.D.
Average PCB 1268					0.000	0.000
Sum PCB 1262			0	0	N.D.	N.D.
Average PCB 1262					0.000	0.000

(f)=RT Delta > 1/2 Window (#)=Amounts differ by > 25% (m)=manual int.

1st DM 06/21/21
2nd BA 06/21/21

Quantitation Report (QT Reviewed)

Data Path : I:\ACQUDATA\6890G\Data\061621\
Data File : Bk8410.D
Signal(s) : Signal #1: ECD1A.CH Signal #2: ECD2B.CH
Acq On : 17 Jun 2021 1:20 am
Operator : B.Allgeier
Sample : 1221/54 M
Misc : 8082
ALS Vial : 31 Sample Multiplier: 1

Integration File signal 1: AUTOINT1.E
Integration File signal 2: AUTOINT2.E
Quant Time: Jun 17 11:09:59 2021
Quant Method : I:\ACQUDATA\6890G\Methods\G-PCB061621.M
Quant Title : 608/8082 PCB'S
QLast Update : Thu Jun 17 09:41:19 2021
Response via : Initial Calibration
Integrator: ChemStation 6890 Scale Mode: Large solvent peaks clipped

Volume Inj. : 2uL
Signal #1 Phase : DB-1701 Signal #2 Phase: DB-17
Signal #1 Info : 0.32mm 30m Signal #2 Info : 0.32mm 30m

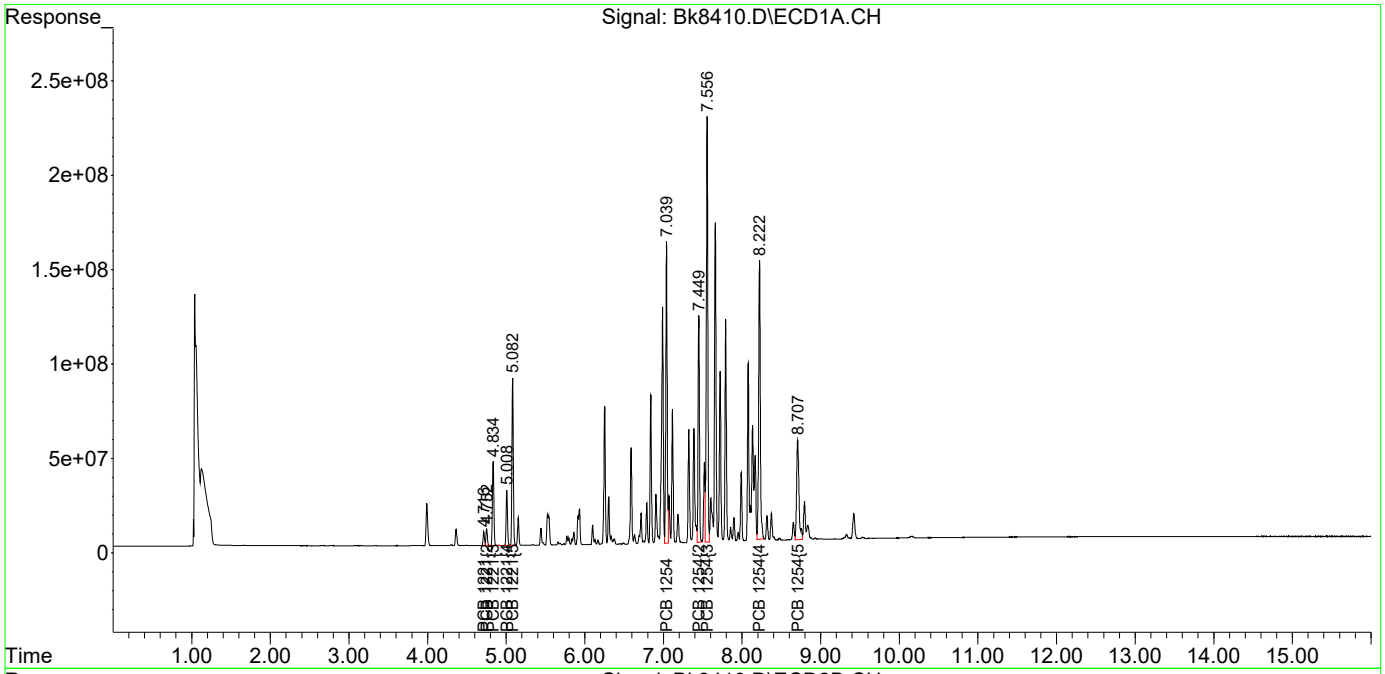

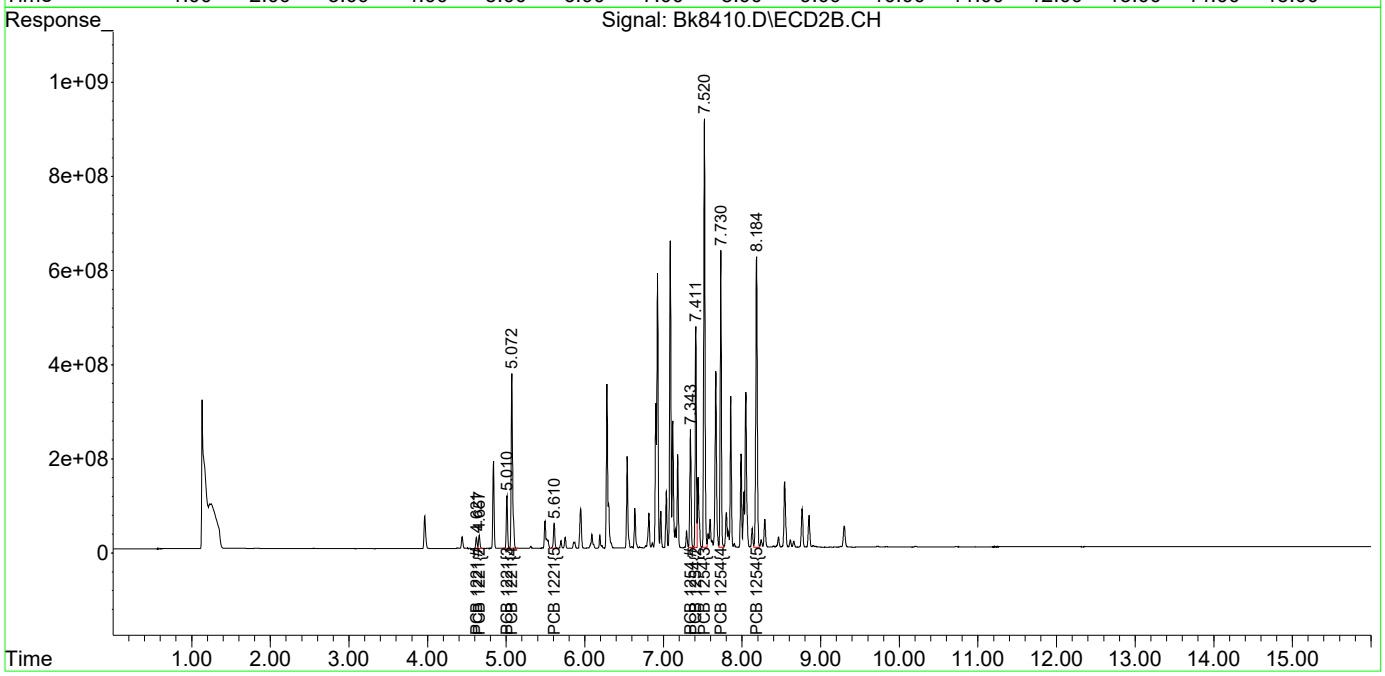

1st DM 06/21/21
2nd BA 06/21/21

Quantitation Report (Qedit)

Data Path : I:\ACQUDATA\6890G\Data\061621\
Data File : Bk8411.D
Signal(s) : Signal #1: ECD1A.CH Signal #2: ECD2B.CH
Acq On : 17 Jun 2021 1:39 am
Operator : B.Allgeier
Sample : 1660 ICV
Misc : 8082
ALS Vial : 32 Sample Multiplier: 1

Integration File signal 1: AUTOINT1.E
Integration File signal 2: AUTOINT2.E
Quant Time: Jun 17 11:44:54 2021
Quant Method : I:\ACQUDATA\6890G\Methods\G-PCB061621.M
Quant Title : 608/8082 PCB'S
QLast Update : Thu Jun 17 11:40:39 2021
Response via : Initial Calibration
Integrator: ChemStation 6890 Scale Mode: Large solvent peaks clipped

Volume Inj. : 2uL
Signal #1 Phase : DB-1701 Signal #2 Phase: DB-17
Signal #1 Info : 0.32mm 30m Signal #2 Info : 0.32mm 30m

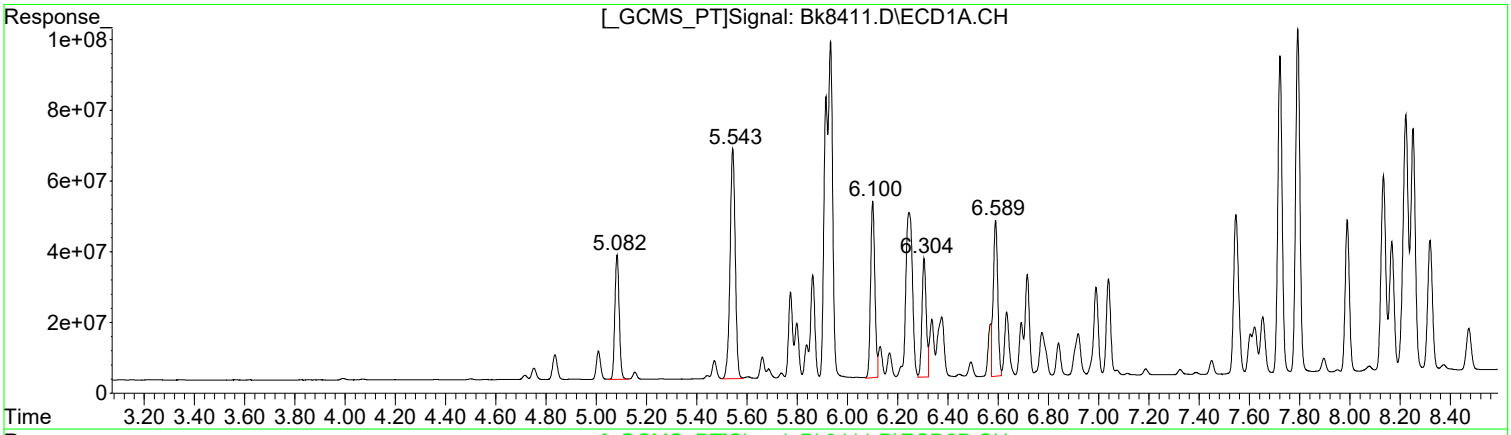

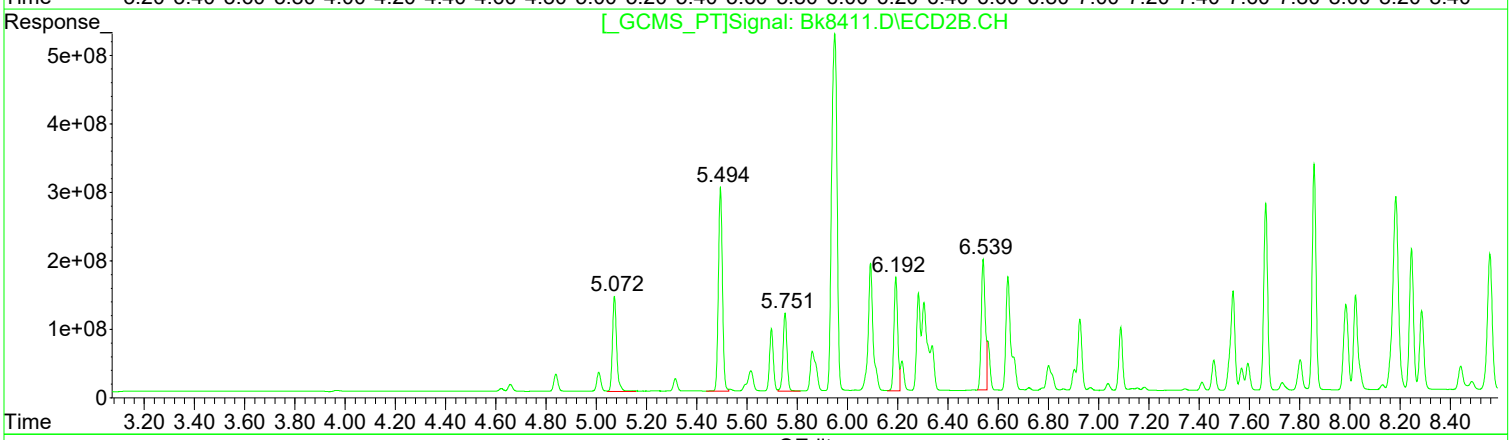

(3) PCB 1016 (L1c)

R.T.	Response	Conc
5.08	422961990	493.53
5.54	937957689	483.81
6.10	583291765	485.44
6.30	394035166	491.51
6.59	538060338	448.23

(3) PCB 1016 #2 (L1c)

R.T.	Response	Conc
5.07	1613647383	453.17
5.49	3329546806	458.30
5.75	1246362114	452.21
6.19	1745145605	470.42
6.54	2099445974	450.50

Manual Integration:

After

Poor integration.

06/17/21

(+) = Expected Retention Time

1st DM 06/21/21
2nd BA 06/21/21

Quantitation Report (Qedit)

Data Path : I:\ACQUDATA\6890G\Data\061621\
Data File : Bk8411.D
Signal(s) : Signal #1: ECD1A.CH Signal #2: ECD2B.CH
Acq On : 17 Jun 2021 1:39 am
Operator : B.Allgeier
Sample : 1660 ICV
Misc : 8082
ALS Vial : 32 Sample Multiplier: 1

Integration File signal 1: AUTOINT1.E
Integration File signal 2: AUTOINT2.E
Quant Time: Jun 17 11:44:54 2021
Quant Method : I:\ACQUDATA\6890G\Methods\G-PCB061621.M
Quant Title : 608/8082 PCB'S
QLast Update : Thu Jun 17 11:40:39 2021
Response via : Initial Calibration
Integrator: ChemStation 6890 Scale Mode: Large solvent peaks clipped

Volume Inj. : 2uL
Signal #1 Phase : DB-1701 Signal #2 Phase: DB-17
Signal #1 Info : 0.32mm 30m Signal #2 Info : 0.32mm 30m

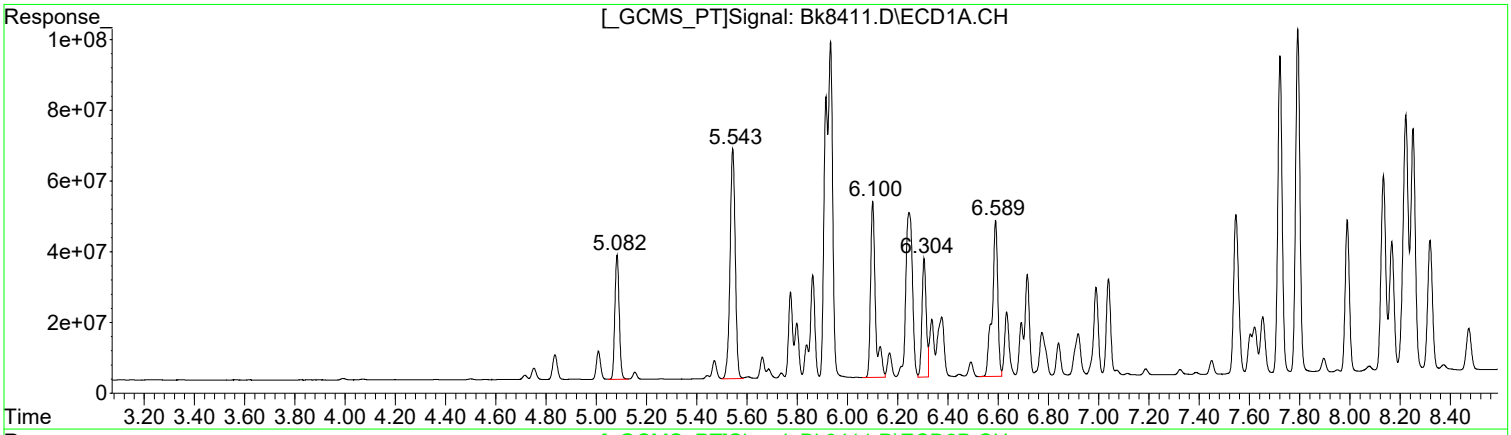

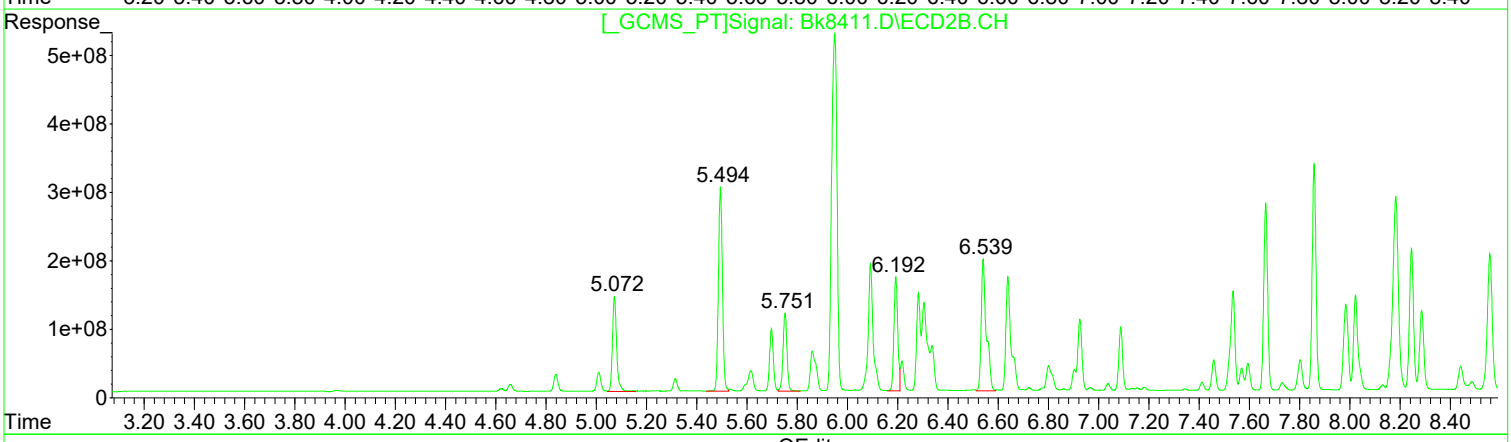

QEdit

(3) PCB 1016 (L1c)

R.T.	Response	Conc
5.08	422961990	493.53
5.54	937957689	483.81
6.10	677670849	563.98
6.30	394035166	491.51
6.59	681297138	567.55

(3) PCB 1016 #2 (L1c)

R.T.	Response	Conc
5.07	1613647383	453.17
5.49	3329546806	458.30
5.75	1246362114	452.21
6.19	1745145605	470.42
6.54	2720738574	583.81

Manual Integration:

Before

06/17/21

(+) = Expected Retention Time

1st DM 06/21/21
2nd BA 06/21/21

Quantitation Report (Qedit)

Data Path : I:\ACQUDATA\6890G\Data\061621\
Data File : Bk8411.D
Signal(s) : Signal #1: ECD1A.CH Signal #2: ECD2B.CH
Acq On : 17 Jun 2021 1:39 am
Operator : B.Allgeier
Sample : 1660 ICV
Misc : 8082
ALS Vial : 32 Sample Multiplier: 1

Integration File signal 1: AUTOINT1.E
Integration File signal 2: AUTOINT2.E
Quant Time: Jun 17 11:44:54 2021
Quant Method : I:\ACQUDATA\6890G\Methods\G-PCB061621.M
Quant Title : 608/8082 PCB'S
QLast Update : Thu Jun 17 11:40:39 2021
Response via : Initial Calibration
Integrator: ChemStation 6890 Scale Mode: Large solvent peaks clipped

Volume Inj. : 2uL
Signal #1 Phase : DB-1701 Signal #2 Phase: DB-17
Signal #1 Info : 0.32mm 30m Signal #2 Info : 0.32mm 30m

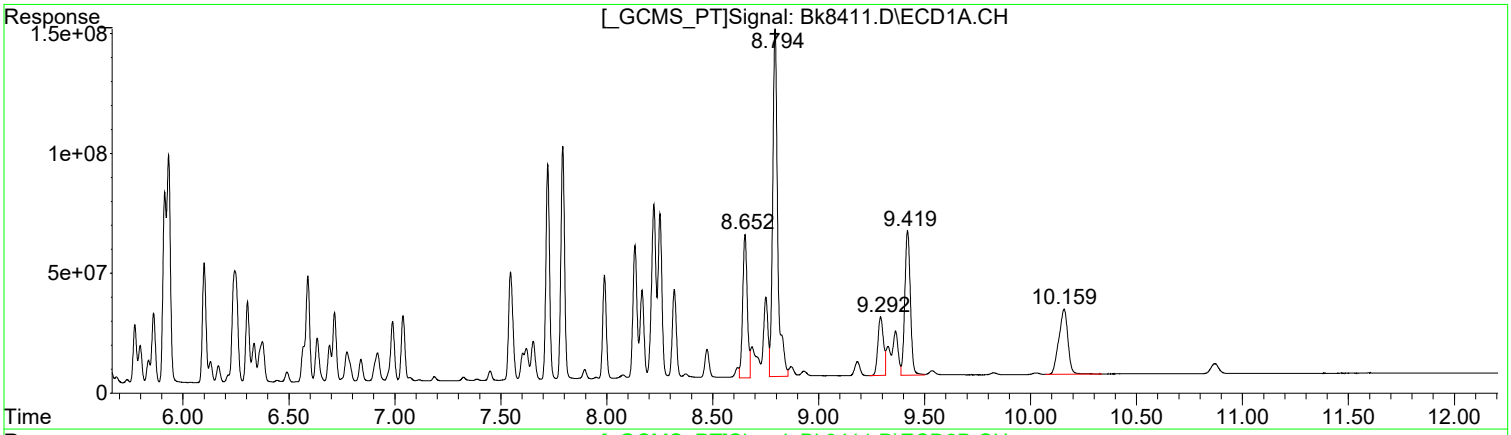

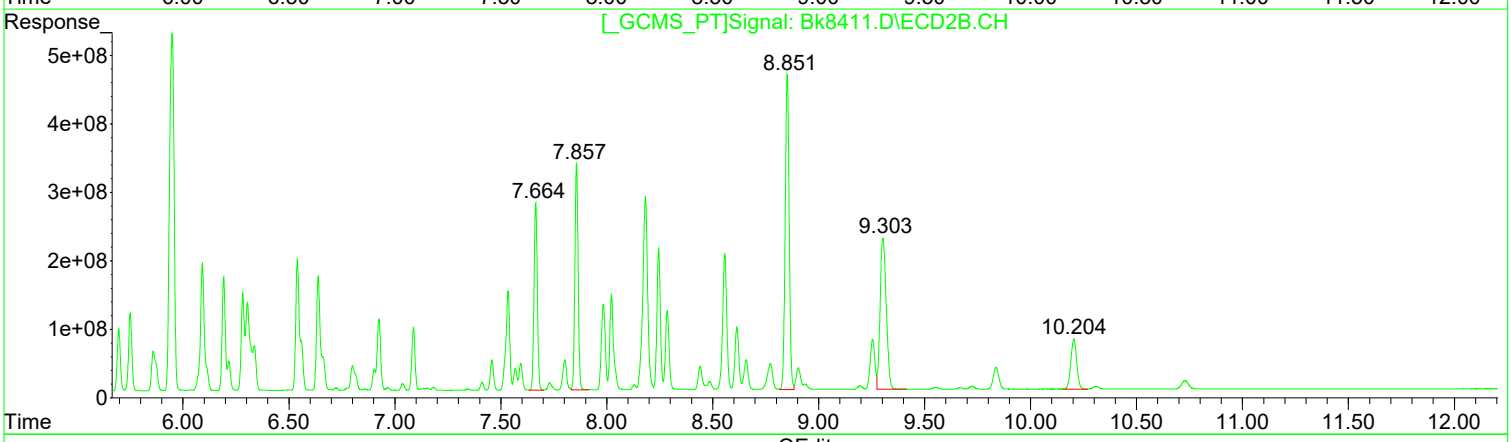

QEdit

(33) PCB 1260 (L7c)

R.T.	Response	Conc
8.65	913632310	516.71
8.79	2366898748	505.49
9.29	449802752	486.78
9.42	1101865530	511.76
10.16	812779307	482.18

(33) PCB 1260 #2 (L7c)

R.T.	Response	Conc
7.66	2947226170	458.84
7.86	3503529666	465.01
8.85	6024040029	497.20
9.30	4449551119	484.99
10.20	1408230541	445.96

Manual Integration:

After

Poor integration.

06/17/21

(+) = Expected Retention Time

1st DM 06/21/21
2nd BA 06/21/21

Quantitation Report (Qedit)

Data Path : I:\ACQUDATA\6890G\Data\061621\
Data File : Bk8411.D
Signal(s) : Signal #1: ECD1A.CH Signal #2: ECD2B.CH
Acq On : 17 Jun 2021 1:39 am
Operator : B.Allgeier
Sample : 1660 ICV
Misc : 8082
ALS Vial : 32 Sample Multiplier: 1

Integration File signal 1: AUTOINT1.E
Integration File signal 2: AUTOINT2.E
Quant Time: Jun 17 11:44:54 2021
Quant Method : I:\ACQUDATA\6890G\Methods\G-PCB061621.M
Quant Title : 608/8082 PCB'S
QLast Update : Thu Jun 17 11:40:39 2021
Response via : Initial Calibration
Integrator: ChemStation 6890 Scale Mode: Large solvent peaks clipped

Volume Inj. : 2uL
Signal #1 Phase : DB-1701 Signal #2 Phase: DB-17
Signal #1 Info : 0.32mm 30m Signal #2 Info : 0.32mm 30m

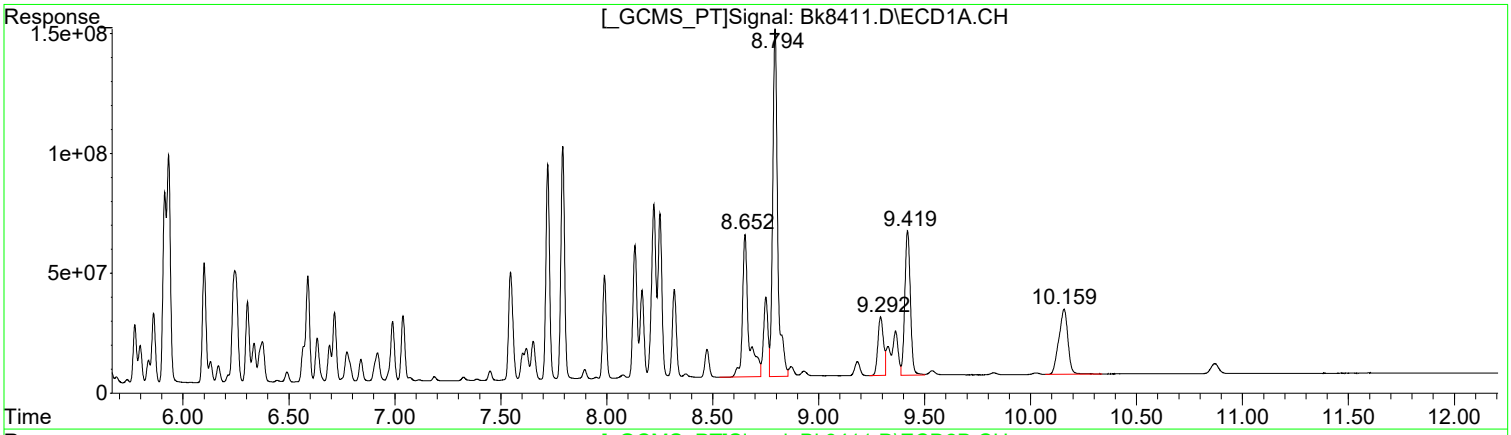

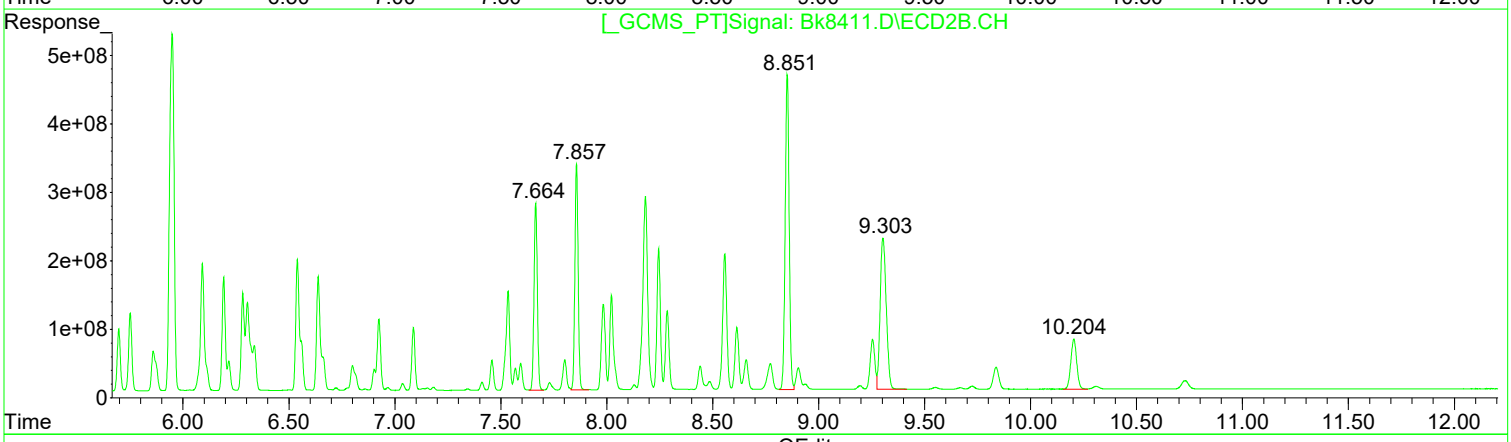

QEdit

(33) PCB 1260 (L7c)

R.T.	Response	Conc
8.65	1205966937	682.05
8.79	2366898748	505.49
9.29	449802752	486.78
9.42	1101865530	511.76
10.16	812779307	482.18

(33) PCB 1260 #2 (L7c)

R.T.	Response	Conc
7.66	2947226170	458.84
7.86	3503529666	465.01
8.85	6024040029	497.20
9.30	4449551119	484.99
10.20	1408230541	445.96

Manual Integration:

Before

06/17/21

(+) = Expected Retention Time

1st DM 06/21/21
2nd BA 06/21/21

Evaluate Continuing Calibration Report

Data Path : I:\ACQUDATA\6890G\Data\061621\
Data File : Bk8411.D
Signal(s) : Signal #1: ECD1A.CH Signal #2: ECD2B.CH
Acq On : 17 Jun 2021 1:39 am
Operator : B.Allgeier
Sample : 1660 ICV
Misc : 8082
ALS Vial : 32 Sample Multiplier: 1

Integration File signal 1: AUTOINT1.E
Integration File signal 2: AUTOINT2.E
Quant Time: Jun 17 11:44:54 2021
Quant Method : I:\ACQUDATA\6890G\Methods\G-PCB061621.M
Quant Title : 608/8082 PCB'S
QLast Update : Thu Jun 17 11:40:39 2021
Response via : Initial Calibration
Integrator: ChemStation 6890 Scale Mode: Large solvent peaks clipped

Volume Inj. : 2uL
Signal #1 Phase : DB-1701 Signal #2 Phase: DB-17
Signal #1 Info : 0.32mm 30m Signal #2 Info : 0.32mm 30m

Min. RRF : 0.000 Min. Rel. Area : 50% Max. R.T. Dev 0.50min
Max. RRF Dev : 20% Max. Rel. Area : 150%

	Compound	Amount	Calc.	%Dev	Area%	Dev(Min)
3	L1c PCB 1016	500.000	493.532	1.3	104	0.00
4	L1c PCB 1016{2}	500.000	483.811	3.2	102	0.00
5	L1c PCB 1016{3}	500.000	485.438	2.9	101	0.00
6	L1c PCB 1016{4}	500.000	491.509	1.7	102	0.00
7	L1c PCB 1016{5}	500.000	448.226	10.4	94	0.00
33	L7c PCB 1260	500.000	516.714	-3.3	110	0.00
34	L7c PCB 1260{2}	500.000	505.494	-1.1	105	0.00
35	L7c PCB 1260{3}	500.000	486.782	2.6	99	0.00
36	L7C PCB 1260{4}	500.000	511.757	-2.4	104	0.00
37	L7C PCB 1260{5}	500.000	482.179	3.6	98	0.00

Signal #2

3	L1c PCB 1016	500.000	453.167	9.4	94	0.00
4	L1c PCB 1016{2}	500.000	458.296	8.3	93	0.00
5	L1c PCB 1016{3}	500.000	452.213	9.6	93	0.00
6	L1c PCB 1016{4}	500.000	470.424	5.9	93	0.00
7	L1c PCB 1016{5}	500.000	450.497	9.9	98	0.00
33	L7c PCB 1260	500.000	458.845	8.2	92	0.00
34	L7c PCB 1260{2}	500.000	465.014	7.0	93	0.00
35	L7c PCB 1260{3}	500.000	497.196	0.6	97	0.00
36	L7C PCB 1260{4}	500.000	484.992	3.0	96	0.00
37	L7C PCB 1260{5}	500.000	445.961	10.8	92	0.00

Evaluate Continuing Calibration Report - Not Founds

1	S SURR1, TCMX	60.000	0.000	100.0#	0	-4.31#
2	S SURR2,Decachlorobiphenyl	60.000	0.000	100.0#	0	-11.61#
8	L2c PCB 1221	500.000	0.000	100.0#	0	-4.72#
9	L2c PCB 1221{2}	500.000	0.000	100.0#	0	-4.75#
10	L2c PCB 1221{3}	500.000	0.000	100.0#	0	-4.83#
11	L2c PCB 1221{4}	500.000	0.000	100.0#	0	-5.01#
12	L2c PCB 1221{5}	500.000	0.000	100.0#	0	-5.08#
13	L3c PCB 1232	500.000	0.000	100.0#	0	-4.84#
14	L3c PCB 1232{2}	500.000	0.000	100.0#	0	-5.08#
15	L3c PCB 1232{3}	500.000	0.000	100.0#	0	-5.54#
16	L3c PCB 1232{4}	500.000	0.000	100.0#	0	-5.86#
17	L3c PCB 1232{5}	500.000	0.000	100.0#	0	-6.10#
18	L4c PCB 1242	500.000	0.000	100.0#	0	-5.09#
19	L4c PCB 1242{2}	500.000	0.000	100.0#	0	-5.55#
20	L4c PCB 1242{3}	500.000	0.000	100.0#	0	-6.59#
21	L4c PCB 1242{4}	500.000	0.000	100.0#	0	-6.84#
22	L4c PCB 1242{5}	500.000	0.000	100.0#	0	-6.91#
23	L5c PCB 1248	500.000	0.000	100.0#	0	-5.54#

1st DM 06/21/21
2nd BA 06/21/21

Data Path : I:\ACQUDATA\6890G\Data\061621\
Data File : Bk8411.D
Signal(s) : Signal #1: ECD1A.CH Signal #2: ECD2B.CH
Acq On : 17 Jun 2021 1:39 am
Operator : B.Allgeier
Sample : 1660 ICV
Misc : 8082
ALS Vial : 32 Sample Multiplier: 1

Integration File signal 1: AUTOINT1.E
Integration File signal 2: AUTOINT2.E
Quant Time: Jun 17 11:44:54 2021
Quant Method : I:\ACQUDATA\6890G\Methods\G-PCB061621.M
Quant Title : 608/8082 PCB'S
QLast Update : Thu Jun 17 11:40:39 2021
Response via : Initial Calibration
Integrator: ChemStation 6890 Scale Mode: Large solvent peaks clipped

Volume Inj. : 2uL
Signal #1 Phase : DB-1701 Signal #2 Phase: DB-17
Signal #1 Info : 0.32mm 30m Signal #2 Info : 0.32mm 30m

Min. RRF : 0.000 Min. Rel. Area : 50% Max. R.T. Dev 0.50min
Max. RRF Dev : 20% Max. Rel. Area : 150%

	Compound	Amount	Calc.	%Dev	Area%	Dev(Min)
24	L5c PCB 1248{2}	500.000	0.000	100.0#	0	-6.25#
25	L5c PCB 1248{3}	500.000	0.000	100.0#	0	-6.30#
26	L5c PCB 1248{4}	500.000	0.000	100.0#	0	-6.59#
27	L5c PCB 1248{5}	500.000	0.000	100.0#	0	-6.84#
28	L6c PCB 1254	500.000	0.000	100.0#	0	-7.04#
29	L6c PCB 1254{2}	500.000	0.000	100.0#	0	-7.45#
30	L6c PCB 1254{3}	500.000	0.000	100.0#	0	-7.56#
31	L6c PCB 1254{4}	500.000	0.000	100.0#	0	-8.22#
32	L6c PCB 1254{5}	500.000	0.000	100.0#	0	-8.71#
38	L8C PCB 1268	500.000	0.000	100.0	0	-8.25#
39	L8C PCB 1268{2}	500.000	0.000	100.0	0	-8.62#
40	L8C PCB 1268{3}	500.000	0.000	100.0	0	-9.36#
41	L8C PCB 1268{4}	500.000	0.000	100.0	0	-9.83#
42	L8C PCB 1268{5}	500.000	0.000	100.0	0	-10.17#
43	L9C PCB 1262	500.000	0.000	100.0	0	-7.55#
44	L9C PCB 1262{2}	500.000	0.000	100.0	0	-7.79#
45	L9C PCB 1262{3}	500.000	0.000	100.0	0	-8.25#
46	L9C PCB 1262{4}	500.000	0.000	100.0	0	-9.29#
47	L9C PCB 1262{5}	500.000	0.000	100.0	0	-10.16#

Signal #2

1	S SURR1, TCMX	60.000	0.000	100.0#	0	-4.45#
2	S SURR2,Decachlorobiphenyl	60.000	0.000	100.0#	0	-11.04#
8	L2c PCB 1221	500.000	0.000	100.0#	0	-4.62#
9	L2c PCB 1221{2}	500.000	0.000	100.0#	0	-4.66#
10	L2c PCB 1221{3}	500.000	0.000	100.0#	0	-5.01#
11	L2c PCB 1221{4}	500.000	0.000	100.0#	0	-5.07#
12	L2c PCB 1221{5}	500.000	0.000	100.0#	0	-5.61#
13	L3c PCB 1232	500.000	0.000	100.0#	0	-5.07#
14	L3c PCB 1232{2}	500.000	0.000	100.0#	0	-5.49#
15	L3c PCB 1232{3}	500.000	0.000	100.0#	0	-5.95#
16	L3c PCB 1232{4}	500.000	0.000	100.0#	0	-6.09#
17	L3c PCB 1232{5}	500.000	0.000	100.0#	0	-6.54#
18	L4c PCB 1242	500.000	0.000	100.0#	0	-5.07#
19	L4c PCB 1242{2}	500.000	0.000	100.0#	0	-5.50#
20	L4c PCB 1242{3}	500.000	0.000	100.0#	0	-5.95#
21	L4c PCB 1242{4}	500.000	0.000	100.0#	0	-6.90#
22	L4c PCB 1242{5}	500.000	0.000	100.0#	0	-6.93#
23	L5c PCB 1248	500.000	0.000	100.0#	0	-5.49#
24	L5c PCB 1248{2}	500.000	0.000	100.0#	0	-5.95#
25	L5c PCB 1248{3}	500.000	0.000	100.0#	0	-6.54#
26	L5c PCB 1248{4}	500.000	0.000	100.0#	0	-6.90#
27	L5c PCB 1248{5}	500.000	0.000	100.0#	0	-6.93#

1st DM 06/21/21
2nd BA 06/21/21

Evaluate Continuing Calibration Report

Data Path : I:\ACQUDATA\6890G\Data\061621\
Data File : Bk8411.D
Signal(s) : Signal #1: ECD1A.CH Signal #2: ECD2B.CH
Acq On : 17 Jun 2021 1:39 am
Operator : B.Allgeier
Sample : 1660 ICV
Misc : 8082
ALS Vial : 32 Sample Multiplier: 1

Integration File signal 1: AUTOINT1.E
Integration File signal 2: AUTOINT2.E
Quant Time: Jun 17 11:44:54 2021
Quant Method : I:\ACQUDATA\6890G\Methods\G-PCB061621.M
Quant Title : 608/8082 PCB'S
QLast Update : Thu Jun 17 11:40:39 2021
Response via : Initial Calibration
Integrator: ChemStation 6890 Scale Mode: Large solvent peaks clipped

Volume Inj. : 2uL
Signal #1 Phase : DB-1701 Signal #2 Phase: DB-17
Signal #1 Info : 0.32mm 30m Signal #2 Info : 0.32mm 30m

Min. RRF : 0.000 Min. Rel. Area : 50% Max. R.T. Dev 0.50min
Max. RRF Dev : 20% Max. Rel. Area : 150%

	Compound	Amount	Calc.	%Dev	Area%	Dev(Min)
28	L6c PCB 1254	500.000	0.000	100.0#	0	-7.34#
29	L6c PCB 1254{2}	500.000	0.000	100.0#	0	-7.41#
30	L6c PCB 1254{3}	500.000	0.000	100.0#	0	-7.52#
31	L6c PCB 1254{4}	500.000	0.000	100.0#	0	-7.73#
32	L6c PCB 1254{5}	500.000	0.000	100.0#	0	-8.18#
38	L8C PCB 1268	500.000	0.000	100.0	0	-8.25#
39	L8C PCB 1268{2}	500.000	0.000	100.0	0	-8.49#
40	L8C PCB 1268{3}	500.000	0.000	100.0	0	-9.26#
41	L8C PCB 1268{4}	500.000	0.000	100.0	0	-9.32#
42	L8C PCB 1268{5}	500.000	0.000	100.0	0	-10.21#
43	L9C PCB 1262	500.000	0.000	100.0	0	-7.54#
44	L9C PCB 1262{2}	500.000	0.000	100.0	0	-7.67#
45	L9C PCB 1262{3}	500.000	0.000	100.0	0	-8.25#
46	L9C PCB 1262{4}	500.000	0.000	100.0	0	-8.85#
47	L9C PCB 1262{5}	500.000	0.000	100.0	0	-10.21#

(#) = Out of Range SPCC's out = 0 CCC's out = 50

ALS Group USA, Corp.
dba ALS Environmental

QA/QC Report

Client: LU Engineers
Project: Orchard Street

Service Request: R2105887
Calibration Date: 6/16/2021

Initial Calibration Summary
Polychlorinated Biphenyls (PCBs) by GC using Microwave Extraction

Calibration ID: RC2100073
Instrument ID: R-GC-58

Signal ID: DB-17

#	Lab Code	Sample Name	File Location	Acquisition Date
01	RC2100073-01	1660 LL	I:\ACQUDATA\6890G\Data\061621\Bk8381.D	06/16/2021 15:49
02	RC2100073-02	1660 L	I:\ACQUDATA\6890G\Data\061621\Bk8382.D	06/16/2021 16:09
03	RC2100073-03	1660 ML	I:\ACQUDATA\6890G\Data\061621\Bk8383.D	06/16/2021 16:29
04	RC2100073-04	1660 M	I:\ACQUDATA\6890G\Data\061621\Bk8384.D	06/16/2021 16:49
05	RC2100073-05	1660 MH	I:\ACQUDATA\6890G\Data\061621\Bk8385.D	06/16/2021 17:09
06	RC2100073-06	1660 H	I:\ACQUDATA\6890G\Data\061621\Bk8386.D	06/16/2021 17:30
07	RC2100073-07	1232/62 LL	I:\ACQUDATA\6890G\Data\061621\Bk8387.D	06/16/2021 17:49
08	RC2100073-08	1232/62 L	I:\ACQUDATA\6890G\Data\061621\Bk8388.D	06/16/2021 18:09
09	RC2100073-09	1232/62 ML	I:\ACQUDATA\6890G\Data\061621\Bk8389.D	06/16/2021 18:28
10	RC2100073-10	1232/62 M	I:\ACQUDATA\6890G\Data\061621\Bk8390.D	06/16/2021 18:48
11	RC2100073-11	1232/62 MH	I:\ACQUDATA\6890G\Data\061621\Bk8391.D	06/16/2021 19:07
12	RC2100073-12	1232/62 H	I:\ACQUDATA\6890G\Data\061621\Bk8392.D	06/16/2021 19:27
13	RC2100073-13	1242/68 LL	I:\ACQUDATA\6890G\Data\061621\Bk8393.D	06/16/2021 19:47
14	RC2100073-14	1242/68 L	I:\ACQUDATA\6890G\Data\061621\Bk8394.D	06/16/2021 20:06
15	RC2100073-15	1242/68 ML	I:\ACQUDATA\6890G\Data\061621\Bk8395.D	06/16/2021 20:26
16	RC2100073-16	1242/68 M	I:\ACQUDATA\6890G\Data\061621\Bk8396.D	06/16/2021 20:46
17	RC2100073-17	1242/68 MH	I:\ACQUDATA\6890G\Data\061621\Bk8397.D	06/16/2021 21:05
18	RC2100073-18	1242/68 H	I:\ACQUDATA\6890G\Data\061621\Bk8398.D	06/16/2021 21:25
19	RC2100073-19	1248 LL	I:\ACQUDATA\6890G\Data\061621\Bk8399.D	06/16/2021 21:44
20	RC2100073-20	1248 L	I:\ACQUDATA\6890G\Data\061621\Bk8400.D	06/16/2021 22:04
21	RC2100073-21	1248 ML	I:\ACQUDATA\6890G\Data\061621\Bk8401.D	06/16/2021 22:24
22	RC2100073-22	1248 M	I:\ACQUDATA\6890G\Data\061621\Bk8402.D	06/16/2021 22:43
23	RC2100073-23	1248 MH	I:\ACQUDATA\6890G\Data\061621\Bk8403.D	06/16/2021 23:03
24	RC2100073-24	1248 H	I:\ACQUDATA\6890G\Data\061621\Bk8404.D	06/16/2021 23:22
25	RC2100073-25	1221/54 LL	I:\ACQUDATA\6890G\Data\061621\Bk8405.D	06/16/2021 23:42
26	RC2100073-26	1221/54 L	I:\ACQUDATA\6890G\Data\061621\Bk8406.D	06/17/2021 00:02
27	RC2100073-27	1221/54 ML	I:\ACQUDATA\6890G\Data\061621\Bk8407.D	06/17/2021 00:21
28	RC2100073-28	1221/54 M	I:\ACQUDATA\6890G\Data\061621\Bk8408.D	06/17/2021 00:41
29	RC2100073-29	1221/54 MH	I:\ACQUDATA\6890G\Data\061621\Bk8409.D	06/17/2021 01:00
30	RC2100073-30	1221/54 M	I:\ACQUDATA\6890G\Data\061621\Bk8410.D	06/17/2021 01:20

Analyte

Decachlorobiphenyl

#	Amount	RF	#	Amount	RF	#	Amount	RF	#	Amount	RF
01	2.000	1.13E8	02	20.000	1.078E8	03	40.000	1.138E8	04	60.000	1.172E8
05	80.000	1.231E8	06	100.000	1.234E8						

ALS Group USA, Corp.
dba ALS Environmental

QA/QC Report

Client: LU Engineers
Project: Orchard Street

Service Request: R2105887
Calibration Date: 6/16/2021

Initial Calibration Summary
Polychlorinated Biphenyls (PCBs) by GC using Microwave Extraction

Calibration ID: RC2100073
Instrument ID: R-GC-58

Signal ID: DB-17

Analyte

Tetrachloro-m-xylene

#	Amount	RF	#	Amount	RF	#	Amount	RF	#	Amount	RF
01	2.000	2.013E8	02	20.000	2.421E8	03	40.000	2.651E8	04	60.000	2.72E8
05	80.000	2.845E8	06	100.000	2.755E8						

ALS Group USA, Corp.
dba ALS Environmental

QA/QC Report

Client: LU Engineers
Project: Orchard Street

Service Request: R2105887
Calibration Date: 6/16/2021

Initial Calibration Summary
Polychlorinated Biphenyls (PCBs) by GC using Microwave Extraction

Calibration ID: RC2100073
Instrument ID: R-GC-58

Signal ID: DB-17

		Calibration Evaluation				Calibration Evaluation	
Analyte Name	Compound Type	Fit Type	Eval	Eval Result	Control Criteria	Average RRF	Minimum RRF
Decachlorobiphenyl	SURR	Average RF	% RSD	5.3	≤20	1.164E8	
Tetrachloro-m-xylene	SURR	Average RF	% RSD	11.9	≤20	2.567E8	

ALS Group USA, Corp.
dba ALS Environmental

QA/QC Report

Client: LU Engineers
Project: Orchard Street

Service Request: R2105887
Calibration Date: 6/16/2021

Initial Calibration Summary
Polychlorinated Biphenyls (PCBs) by GC using Microwave Extraction

Calibration ID: RC2100073
Instrument ID: R-GC-58

Signal ID: DB-1701

#	Lab Code	Sample Name	File Location	Acquisition Date
01	RC2100073-01	1660 LL	I:\ACQUDATA\6890G\Data\061621\Bk8381.D	06/16/2021 15:49
02	RC2100073-02	1660 L	I:\ACQUDATA\6890G\Data\061621\Bk8382.D	06/16/2021 16:09
03	RC2100073-03	1660 ML	I:\ACQUDATA\6890G\Data\061621\Bk8383.D	06/16/2021 16:29
04	RC2100073-04	1660 M	I:\ACQUDATA\6890G\Data\061621\Bk8384.D	06/16/2021 16:49
05	RC2100073-05	1660 MH	I:\ACQUDATA\6890G\Data\061621\Bk8385.D	06/16/2021 17:09
06	RC2100073-06	1660 H	I:\ACQUDATA\6890G\Data\061621\Bk8386.D	06/16/2021 17:30
07	RC2100073-07	1232/62 LL	I:\ACQUDATA\6890G\Data\061621\Bk8387.D	06/16/2021 17:49
08	RC2100073-08	1232/62 L	I:\ACQUDATA\6890G\Data\061621\Bk8388.D	06/16/2021 18:09
09	RC2100073-09	1232/62 ML	I:\ACQUDATA\6890G\Data\061621\Bk8389.D	06/16/2021 18:28
10	RC2100073-10	1232/62 M	I:\ACQUDATA\6890G\Data\061621\Bk8390.D	06/16/2021 18:48
11	RC2100073-11	1232/62 MH	I:\ACQUDATA\6890G\Data\061621\Bk8391.D	06/16/2021 19:07
12	RC2100073-12	1232/62 H	I:\ACQUDATA\6890G\Data\061621\Bk8392.D	06/16/2021 19:27
13	RC2100073-13	1242/68 LL	I:\ACQUDATA\6890G\Data\061621\Bk8393.D	06/16/2021 19:47
14	RC2100073-14	1242/68 L	I:\ACQUDATA\6890G\Data\061621\Bk8394.D	06/16/2021 20:06
15	RC2100073-15	1242/68 ML	I:\ACQUDATA\6890G\Data\061621\Bk8395.D	06/16/2021 20:26
16	RC2100073-16	1242/68 M	I:\ACQUDATA\6890G\Data\061621\Bk8396.D	06/16/2021 20:46
17	RC2100073-17	1242/68 MH	I:\ACQUDATA\6890G\Data\061621\Bk8397.D	06/16/2021 21:05
18	RC2100073-18	1242/68 H	I:\ACQUDATA\6890G\Data\061621\Bk8398.D	06/16/2021 21:25
19	RC2100073-19	1248 LL	I:\ACQUDATA\6890G\Data\061621\Bk8399.D	06/16/2021 21:44
20	RC2100073-20	1248 L	I:\ACQUDATA\6890G\Data\061621\Bk8400.D	06/16/2021 22:04
21	RC2100073-21	1248 ML	I:\ACQUDATA\6890G\Data\061621\Bk8401.D	06/16/2021 22:24
22	RC2100073-22	1248 M	I:\ACQUDATA\6890G\Data\061621\Bk8402.D	06/16/2021 22:43
23	RC2100073-23	1248 MH	I:\ACQUDATA\6890G\Data\061621\Bk8403.D	06/16/2021 23:03
24	RC2100073-24	1248 H	I:\ACQUDATA\6890G\Data\061621\Bk8404.D	06/16/2021 23:22
25	RC2100073-25	1221/54 LL	I:\ACQUDATA\6890G\Data\061621\Bk8405.D	06/16/2021 23:42
26	RC2100073-26	1221/54 L	I:\ACQUDATA\6890G\Data\061621\Bk8406.D	06/17/2021 00:02
27	RC2100073-27	1221/54 ML	I:\ACQUDATA\6890G\Data\061621\Bk8407.D	06/17/2021 00:21
28	RC2100073-28	1221/54 M	I:\ACQUDATA\6890G\Data\061621\Bk8408.D	06/17/2021 00:41
29	RC2100073-29	1221/54 MH	I:\ACQUDATA\6890G\Data\061621\Bk8409.D	06/17/2021 01:00
30	RC2100073-30	1221/54 M	I:\ACQUDATA\6890G\Data\061621\Bk8410.D	06/17/2021 01:20

Analyte

Decachlorobiphenyl

#	Amount	RF	#	Amount	RF	#	Amount	RF	#	Amount	RF
01	2.000	4.134E7	02	20.000	3.809E7	03	40.000	3.835E7	04	60.000	3.747E7
05	80.000	3.768E7	06	100.000	3.73E7						

ALS Group USA, Corp.
dba ALS Environmental

QA/QC Report

Client: LU Engineers
Project: Orchard Street

Service Request: R2105887
Calibration Date: 6/16/2021

Initial Calibration Summary
Polychlorinated Biphenyls (PCBs) by GC using Microwave Extraction

Calibration ID: RC2100073
Instrument ID: R-GC-58

Signal ID: DB-1701

Analyte

Tetrachloro-m-xylene

#	Amount	RF	#	Amount	RF	#	Amount	RF	#	Amount	RF
01	2.000	5.73E7	02	20.000	5.659E7	03	40.000	5.649E7	04	60.000	5.473E7
05	80.000	5.325E7	06	100.000	5.133E7						

ALS Group USA, Corp.
dba ALS Environmental

QA/QC Report

Client: LU Engineers
Project: Orchard Street

Service Request: R2105887
Calibration Date: 6/16/2021

Initial Calibration Summary
Polychlorinated Biphenyls (PCBs) by GC using Microwave Extraction

Calibration ID: RC2100073
Instrument ID: R-GC-58

Signal ID: DB-1701

		Calibration Evaluation				Calibration Evaluation	
Analyte Name	Compound Type	Fit Type	Eval	Eval Result	Control Criteria	Average RRF	Minimum RRF
Decachlorobiphenyl	SURR	Average RF	% RSD	3.9	≤20	3.837E7	
Tetrachloro-m-xylene	SURR	Average RF	% RSD	4.2	≤20	5.495E7	

ALS Group USA, Corp.
dba ALS Environmental

QA/QC Report

Client: LU Engineers
Project: Orchard Street

Service Request: R2105887
Calibration Date: 6/16/2021

Initial Calibration Verification Summary
Polychlorinated Biphenyls (PCBs) by GC using Microwave Extraction

Calibration ID: RC2100073
Instrument ID: R-GC-58

Signal ID: DB-1701

#	Lab Code	Sample Name	File Location	Acquisition Date
31	RC2100073-31	1660 ICV	I:\ACQUDATA\6890G\Data\061621\Bk8411.D	06/17/2021 01:39

Analyte Name	Expected	Result	Average RF	SSV RF	% D	Criteria	Curve Fit
Aroclor 1016	500	481			-3.899	±25	NA
Aroclor 1260	500	501			0.117	±25	NA

ALS Group USA, Corp.
dba ALS Environmental

QA/QC Report

Client: LU Engineers
Project: Orchard Street

Service Request: R2105887
Calibration Date: 6/16/2021

Initial Calibration Verification Summary
Polychlorinated Biphenyls (PCBs) by GC using Microwave Extraction

Calibration ID: RC2100073
Instrument ID: R-GC-58

Signal ID: DB-17

#	Lab Code	Sample Name	File Location	Acquisition Date
31	RC2100073-31	1660 ICV	I:\ACQUDATA\6890G\Data\061621\Bk8411.D	06/17/2021 01:39

Analyte Name	Expected	Result	Average RF	SSV RF	% D	Criteria	Curve Fit
Aroclor 1016	500	457			-8.616	±25	NA
Aroclor 1260	500	470			-5.920	±25	NA

ALS Group USA, Corp.
dba ALS Environmental

QA/QC Report

Client:	LU Engineers	**Service Request:**	R2105887
Project:	Orchard Street/4235-01	**Date Analyzed:**	06/18/21 21:43

Continuing Calibration Verification (CCV) Summary
Polychlorinated Biphenyls (PCBs) by GC using Microwave Extraction

Analysis Method:	8082A	**Calibration Date:**	6/16/2021
File ID:	I:\ACQUDATA\6890G\Data\061821\Bk8496.D\	**Calibration ID:**	RC2100073
Signal ID:	DB-1701	**Analysis Lot:**	728221
		Units:	ug/L

Analyte Name	Expected	Result	Average RF	CCV RF	% D	% Drift	Criteria	Curve Fit
Aroclor 1016	500	481	NA	NA	NA	NA	±20	
Aroclor 1260	500	547	NA	NA	NA	NA	±20	

Analyte Name	Expected	Result	Average RF	CCV RF	% D	% Drift	Criteria	Curve Fit
Decachlorobiphenyl	60.0	65.2	3.837E7	4.171E7	8.7	NA	±20	Average RF
Tetrachloro-m-xylene	60.0	59.6	5.495E7	5.46E7	-0.6	NA	±20	Average RF

Client:	LU Engineers	**Service Request:**	R2105887
Project:	Orchard Street/4235-01	**Date Analyzed:**	06/18/21 21:43

Continuing Calibration Verification (CCV) Summary
Polychlorinated Biphenyls (PCBs) by GC using Microwave Extraction

Analysis Method:	8082A	**Calibration Date:**	6/16/2021
File ID:	I:\ACQUDATA\6890G\Data\061821\Bk8496.D\	**Calibration ID:**	RC2100073
Signal ID:	DB-17	**Analysis Lot:**	728221
		Units:	ug/L

Analyte Name	Expected	Result	Average RF	CCV RF	% D	% Drift	Criteria	Curve Fit
Aroclor 1016	500	437	NA	NA	NA	NA	±20	
Aroclor 1260	500	449	NA	NA	NA	NA	±20	

Analyte Name	Expected	Result	Average RF	CCV RF	% D	% Drift	Criteria	Curve Fit
Decachlorobiphenyl	60.0	52.1	1.164E8	1.01E8	-13.2	NA	±20	Average RF
Tetrachloro-m-xylene	60.0	58.0	2.567E8	2.481E8	-3.4	NA	±20	Average RF

ALS Group USA, Corp.
dba ALS Environmental

QA/QC Report

Client:	LU Engineers	**Service Request:**	R2105887
Project:	Orchard Street/4235-01	**Date Analyzed:**	06/19/21 01:40

Continuing Calibration Verification (CCV) Summary
Polychlorinated Biphenyls (PCBs) by GC using Microwave Extraction

Analysis Method:	8082A	**Calibration Date:**	6/16/2021
File ID:	I:\ACQUDATA\6890G\Data\061821\Bk8508.D\	**Calibration ID:**	RC2100073
Signal ID:	DB-1701	**Analysis Lot:**	728221
		Units:	ug/L

Analyte Name	Expected	Result	Average RF	CCV RF	% D	% Drift	Criteria	Curve Fit
Aroclor 1016	500	471	NA	NA	NA	NA	±20	
Aroclor 1260	500	469	NA	NA	NA	NA	±20	

Analyte Name	Expected	Result	Average RF	CCV RF	% D	% Drift	Criteria	Curve Fit
Decachlorobiphenyl	60.0	58.5	3.837E7	3.744E7	-2.4	NA	±20	Average RF
Tetrachloro-m-xylene	60.0	55.4	5.495E7	5.077E7	-7.6	NA	±20	Average RF

ALS Group USA, Corp.
dba ALS Environmental

QA/QC Report

Client:	LU Engineers	**Service Request:**	R2105887
Project:	Orchard Street/4235-01	**Date Analyzed:**	06/19/21 01:40

Continuing Calibration Verification (CCV) Summary
Polychlorinated Biphenyls (PCBs) by GC using Microwave Extraction

Analysis Method:	8082A	**Calibration Date:**	6/16/2021
File ID:	I:\ACQUDATA\6890G\Data\061821\Bk8508.D\	**Calibration ID:**	RC2100073
Signal ID:	DB-17	**Analysis Lot:**	728221
		Units:	ug/L

Analyte Name	Expected	Result	Average RF	CCV RF	% D	% Drift	Criteria	Curve Fit
Aroclor 1016	500	402	NA	NA	NA	NA	±20	
Aroclor 1260	500	397	NA	NA	NA	NA	±20	

Analyte Name	Expected	Result	Average RF	CCV RF	% D	% Drift	Criteria	Curve Fit
Decachlorobiphenyl	60.0	46.8	1.164E8	9.079E7	-22.0*	NA	±20	Average RF
Tetrachloro-m-xylene	60.0	52.4	2.567E8	2.243E8	-12.6	NA	±20	Average RF

Client:	LU Engineers	**Service Request:**	R2105887
Project:	Orchard Street/4235-01	**Date Analyzed:**	06/19/21 05:18

Continuing Calibration Verification (CCV) Summary
Polychlorinated Biphenyls (PCBs) by GC using Microwave Extraction

Analysis Method:	8082A	**Calibration Date:**	6/16/2021
File ID:	I:\ACQUDATA\6890G\Data\061821\Bk8519.D\	**Calibration ID:**	RC2100073
Signal ID:	DB-1701	**Analysis Lot:**	728221
		Units:	ug/L

Analyte Name	Expected	Result	Average RF	CCV RF	% D	% Drift	Criteria	Curve Fit
Aroclor 1016	500	491	NA	NA	NA	NA	±20	
Aroclor 1260	500	562	NA	NA	NA	NA	±20	

Analyte Name	Expected	Result	Average RF	CCV RF	% D	% Drift	Criteria	Curve Fit
Decachlorobiphenyl	60.0	67.1	3.837E7	4.291E7	11.8	NA	±20	Average RF
Tetrachloro-m-xylene	60.0	61.0	5.495E7	5.584E7	1.6	NA	±20	Average RF

Client:	LU Engineers	**Service Request:**	R2105887
Project:	Orchard Street/4235-01	**Date Analyzed:**	06/19/21 05:18

Continuing Calibration Verification (CCV) Summary
Polychlorinated Biphenyls (PCBs) by GC using Microwave Extraction

Analysis Method:	8082A	**Calibration Date:**	6/16/2021
File ID:	I:\ACQUDATA\6890G\Data\061821\Bk8519.D\	**Calibration ID:**	RC2100073
Signal ID:	DB-17	**Analysis Lot:**	728221
		Units:	ug/L

Analyte Name	Expected	Result	Average RF	CCV RF	% D	% Drift	Criteria	Curve Fit
Aroclor 1016	500	440	NA	NA	NA	NA	±20	
Aroclor 1260	500	460	NA	NA	NA	NA	±20	

Analyte Name	Expected	Result	Average RF	CCV RF	% D	% Drift	Criteria	Curve Fit
Decachlorobiphenyl	60.0	53.9	1.164E8	1.046E8	-10.1	NA	±20	Average RF
Tetrachloro-m-xylene	60.0	58.6	2.567E8	2.508E8	-2.3	NA	±20	Average RF

Client:	LU Engineers	**Service Request:**	R2105887
Project:	Orchard Street/4235-01	**Date Analyzed:**	06/19/21 08:56

Continuing Calibration Verification (CCV) Summary
Polychlorinated Biphenyls (PCBs) by GC using Microwave Extraction

Analysis Method:	8082A	**Calibration Date:**	6/16/2021
File ID:	I:\ACQUDATA\6890G\Data\061821\Bk8530.D\	**Calibration ID:**	RC2100073
Signal ID:	DB-1701	**Analysis Lot:**	728221
		Units:	ug/L

Analyte Name	Expected	Result	Average RF	CCV RF	% D	% Drift	Criteria	Curve Fit
Aroclor 1016	500	499	NA	NA	NA	NA	±20	
Aroclor 1260	500	554	NA	NA	NA	NA	±20	

Analyte Name	Expected	Result	Average RF	CCV RF	% D	% Drift	Criteria	Curve Fit
Decachlorobiphenyl	60.0	66.6	3.837E7	4.261E7	11.1	NA	±20	Average RF
Tetrachloro-m-xylene	60.0	61.4	5.495E7	5.627E7	2.4	NA	±20	Average RF

ALS Group USA, Corp.
dba ALS Environmental

QA/QC Report

Client:	LU Engineers	**Service Request:**	R2105887
Project:	Orchard Street/4235-01	**Date Analyzed:**	06/19/21 08:56

Continuing Calibration Verification (CCV) Summary
Polychlorinated Biphenyls (PCBs) by GC using Microwave Extraction

Analysis Method:	8082A	**Calibration Date:**	6/16/2021
File ID:	I:\ACQUDATA\6890G\Data\061821\Bk8530.D\	**Calibration ID:**	RC2100073
Signal ID:	DB-17	**Analysis Lot:**	728221
		Units:	ug/L

Analyte Name	Expected	Result	Average RF	CCV RF	% D	% Drift	Criteria	Curve Fit
Aroclor 1016	500	466	NA	NA	NA	NA	±20	
Aroclor 1260	500	479	NA	NA	NA	NA	±20	

Analyte Name	Expected	Result	Average RF	CCV RF	% D	% Drift	Criteria	Curve Fit
Decachlorobiphenyl	60.0	56.4	1.164E8	1.094E8	-6.0	NA	±20	Average RF
Tetrachloro-m-xylene	60.0	62.5	2.567E8	2.676E8	4.2	NA	±20	Average RF

Client: LU Engineers **Service Request:**R2105887
Project: Orchard Street/4235-01

Analysis Run Log
Polychlorinated Biphenyls (PCBs) by GC using Microwave Extraction

Analysis Method: **Analysis Lot:**728221
Instrument ID:R-GC-58

Raw Data File	Sample Name	Lab Code	Date Analyzed	Time Analyzed	Q
I:\ACQUDATA\6890G\Data\061821 \Bk8482.D\	ZZZZZZZ	ZZZZZZZ	6/18/2021	17:04:00	
I:\ACQUDATA\6890G\Data\061821 \Bk8483.D\	ZZZZZZZ	ZZZZZZZ	6/18/2021	17:25:00	
I:\ACQUDATA\6890G\Data\061821 \Bk8484.D\	ZZZZZZZ	ZZZZZZZ	6/18/2021	17:45:00	
I:\ACQUDATA\6890G\Data\061821 \Bk8485.D\	ZZZZZZZ	ZZZZZZZ	6/18/2021	18:05:00	
I:\ACQUDATA\6890G\Data\061821 \Bk8486.D\	ZZZZZZZ	ZZZZZZZ	6/18/2021	18:25:00	
I:\ACQUDATA\6890G\Data\061821 \Bk8487.D\	ZZZZZZZ	ZZZZZZZ	6/18/2021	18:45:00	
I:\ACQUDATA\6890G\Data\061821 \Bk8488.D\	ZZZZZZZ	ZZZZZZZ	6/18/2021	19:05:00	
I:\ACQUDATA\6890G\Data\061821 \Bk8489.D\	ZZZZZZZ	ZZZZZZZ	6/18/2021	19:25:00	
I:\ACQUDATA\6890G\Data\061821 \Bk8490.D\	ZZZZZZZ	ZZZZZZZ	6/18/2021	19:44:00	
I:\ACQUDATA\6890G\Data\061821 \Bk8491.D\	ZZZZZZZ	ZZZZZZZ	6/18/2021	20:04:00	
I:\ACQUDATA\6890G\Data\061821 \Bk8492.D\	ZZZZZZZ	ZZZZZZZ	6/18/2021	20:24:00	
I:\ACQUDATA\6890G\Data\061821 \Bk8493.D\	ZZZZZZZ	ZZZZZZZ	6/18/2021	20:44:00	
I:\ACQUDATA\6890G\Data\061821 \Bk8494.D\	ZZZZZZZ	ZZZZZZZ	6/18/2021	21:03:00	
I:\ACQUDATA\6890G\Data\061821 \Bk8495.D\	ZZZZZZZ	ZZZZZZZ	6/18/2021	21:24:00	
I:\ACQUDATA\6890G\Data\061821 \Bk8496.D\	ZZZZZZZ	ZZZZZZZ	6/18/2021	21:43:00	
I:\ACQUDATA\6890G\Data\061821 \Bk8496.D\	Continuing Calibration Verification	RQ2107099-04	6/18/2021	21:43:00	
I:\ACQUDATA\6890G\Data\061821 \Bk8497.D\	Method Blank	RQ2106899-01	6/18/2021	22:03:00	
I:\ACQUDATA\6890G\Data\061821 \Bk8498.D\	Lab Control Sample	RQ2106899-02	6/18/2021	22:23:00	
I:\ACQUDATA\6890G\Data\061821 \Bk8499.D\	Duplicate Lab Control Sample	RQ2106899-03	6/18/2021	22:43:00	
I:\ACQUDATA\6890G\Data\061821 \Bk8500.D\	TP-11 (370)	R2105887-018	6/18/2021	23:03:00	
I:\ACQUDATA\6890G\Data\061821 \Bk8501.D\	TP-11 (370) MS	RQ2106899-04	6/18/2021	23:23:00	
I:\ACQUDATA\6890G\Data\061821 \Bk8502.D\	TP-11 (370) DMS	RQ2106899-05	6/18/2021	23:43:00	
I:\ACQUDATA\6890G\Data\061821 \Bk8503.D\	ZZZZZZZ	ZZZZZZZ	6/19/2021	00:02:00	

Client: LU Engineers **Service Request:**R2105887
Project: Orchard Street/4235-01

Analysis Run Log
Polychlorinated Biphenyls (PCBs) by GC using Microwave Extraction

Analysis Method: **Analysis Lot:**728221
Instrument ID:R-GC-58

Raw Data File	Sample Name	Lab Code	Date Analyzed	Time Analyzed	Q
I:\ACQUDATA\6890G\Data\061821 \Bk8504.D\	ZZZZZZZ	ZZZZZZZ	6/19/2021	00:22:00	
I:\ACQUDATA\6890G\Data\061821 \Bk8505.D\	ZZZZZZZ	ZZZZZZZ	6/19/2021	00:41:00	
I:\ACQUDATA\6890G\Data\061821 \Bk8506.D\	ZZZZZZZ	ZZZZZZZ	6/19/2021	01:01:00	
I:\ACQUDATA\6890G\Data\061821 \Bk8507.D\	ZZZZZZZ	ZZZZZZZ	6/19/2021	01:21:00	
I:\ACQUDATA\6890G\Data\061821 \Bk8508.D\	Continuing Calibration Verification	RQ2107099-05	6/19/2021	01:40:00	
I:\ACQUDATA\6890G\Data\061821 \Bk8508.D\	ZZZZZZZ	ZZZZZZZ	6/19/2021	01:40:00	
I:\ACQUDATA\6890G\Data\061821 \Bk8509.D\	ZZZZZZZ	ZZZZZZZ	6/19/2021	02:01:00	
I:\ACQUDATA\6890G\Data\061821 \Bk8510.D\	ZZZZZZZ	ZZZZZZZ	6/19/2021	02:20:00	
I:\ACQUDATA\6890G\Data\061821 \Bk8511.D\	ZZZZZZZ	ZZZZZZZ	6/19/2021	02:40:00	
I:\ACQUDATA\6890G\Data\061821 \Bk8512.D\	ZZZZZZZ	ZZZZZZZ	6/19/2021	03:00:00	
I:\ACQUDATA\6890G\Data\061821 \Bk8513.D\	ZZZZZZZ	ZZZZZZZ	6/19/2021	03:19:00	
I:\ACQUDATA\6890G\Data\061821 \Bk8514.D\	ZZZZZZZ	ZZZZZZZ	6/19/2021	03:39:00	
I:\ACQUDATA\6890G\Data\061821 \Bk8515.D\	ZZZZZZZ	ZZZZZZZ	6/19/2021	03:58:00	
I:\ACQUDATA\6890G\Data\061821 \Bk8516.D\	ZZZZZZZ	ZZZZZZZ	6/19/2021	04:18:00	
I:\ACQUDATA\6890G\Data\061821 \Bk8517.D\	ZZZZZZZ	ZZZZZZZ	6/19/2021	04:38:00	
I:\ACQUDATA\6890G\Data\061821 \Bk8518.D\	ZZZZZZZ	ZZZZZZZ	6/19/2021	04:57:00	
I:\ACQUDATA\6890G\Data\061821 \Bk8519.D\	Continuing Calibration Verification	RQ2107099-09	6/19/2021	05:18:00	
I:\ACQUDATA\6890G\Data\061821 \Bk8519.D\	ZZZZZZZ	ZZZZZZZ	6/19/2021	05:18:00	
I:\ACQUDATA\6890G\Data\061821 \Bk8520.D\	ZZZZZZZ	ZZZZZZZ	6/19/2021	05:38:00	
I:\ACQUDATA\6890G\Data\061821 \Bk8521.D\	ZZZZZZZ	ZZZZZZZ	6/19/2021	05:59:00	
I:\ACQUDATA\6890G\Data\061821 \Bk8522.D\	ZZZZZZZ	ZZZZZZZ	6/19/2021	06:18:00	
I:\ACQUDATA\6890G\Data\061821 \Bk8523.D\	ZZZZZZZ	ZZZZZZZ	6/19/2021	06:38:00	
I:\ACQUDATA\6890G\Data\061821 \Bk8524.D\	Method Blank	RQ2106851-01	6/19/2021	06:58:00	

Client: LU Engineers **Service Request:**R2105887
Project: Orchard Street/4235-01

Analysis Run Log
Polychlorinated Biphenyls (PCBs) by GC using Microwave Extraction

Analysis Method: **Analysis Lot:**728221
Instrument ID:R-GC-58

Raw Data File	Sample Name	Lab Code	Date Analyzed	Time Analyzed	Q
I:\ACQUDATA\6890G\Data\061821 \Bk8525.D\	Lab Control Sample	RQ2106851-04	6/19/2021	07:18:00	
I:\ACQUDATA\6890G\Data\061821 \Bk8526.D\	Duplicate Lab Control Sample	RQ2106851-05	6/19/2021	07:37:00	
I:\ACQUDATA\6890G\Data\061821 \Bk8527.D\	TP-07 (350)	R2105887-005	6/19/2021	07:57:00	
I:\ACQUDATA\6890G\Data\061821 \Bk8528.D\	TP-05+06 (370/350)	R2105887-012	6/19/2021	08:16:00	
I:\ACQUDATA\6890G\Data\061821 \Bk8529.D\	TP-10 (370)	R2105887-017	6/19/2021	08:36:00	
I:\ACQUDATA\6890G\Data\061821 \Bk8530.D\	ZZZZZZZ	ZZZZZZZ	6/19/2021	08:56:00	
I:\ACQUDATA\6890G\Data\061821 \Bk8530.D\	Continuing Calibration Verification	RQ2107099-10	6/19/2021	08:56:00	

Analysis: 8082	Analyst: BA	Run Method: PCB	
Date: 6/18/21	Instr. 6890G R-GC-58	Quant Method: G-PCB061621	
Syringes:		LIMS Run#: 728221	

Pos.	Sample	Diln.	Stds. ID	File#	OK?	Comments
	BLK			BK8481	—	
	CCV		217115	82	YC	1
	RQ2106891-01		381512	83	Y	
	-02			84	Y	
	-03			85	Y	
	R2105874-005			86	Y	
	-006			87	Y	
	R2105894-001			88	Y	SURR ↓ RE
	-002			89	Y	↓ Historical
	-003			90	Y	↓ ↓
	R2105895-002			91	Y	SURR ↓ Historical
	-004			92	Y	↓ ↓
	CCV		217115	93	YC	2
	R2105895-006			94	Y	SURR ↓ Historical
	-008			95	Y	↓ RE
	CCV		217115	96	YC	3,4
	RQ2106899-01		381514	97	Y	
	-02			98	Y	
	-03			99	Y	
	R2105887-018			500	Y	
	RQ2106899-04			01	Y	
	-05			02	Y	
	R2105962-001			03	Y	
	-002			04	Y	
	-003			05	Y	
	-004			06	Y	
	R2105963-001			07	Y	
	CCV		217115	08	YC	BC. ↓ 5,6
	RQ2106848-01		381428	09	Y	
	-02			10	Y	
	-03			11	Y	
	R2105885-002			12	Y	
	-004			13	Y	
	-005			14	Y	
	R2105886-001			15	Y	
	-002			16	Y	
	R2105863-001			17	Y	
	-003			18	Y	SURR ↓ Historical
	CCV		217115	19	YC	7,9

All samples = _____mL + _____uL Combined IS/Surr.;

Primary :_____ exp: Secondary :_____ exp:

Primary:_____ exp: Secondary :_____ exp:

Reagents:

Runlog GCEXT r2 4/27/17

Analysis: 8082 Analyst: BA Run Method: PCB
Date: 6/18/21 Instr. 6890G R-GC-58 Quant Method: G-PCB061621
Syringes: LIMS Run#:

Pos.	Sample	Diln.	Stds. ID	File#	OK?	Comments
	R2105863-005		381428	~~BK~~8520	Y	Sure to Histoblock
	R2105874-001			21	Y	
	-002			22	Y	
	-004			23	Y	
	MET BLK (381428)		381429	24	Y	RQ2106851-01
	LCS			25	Y	-04
	LCS			26	Y	-05
	~~RQ~~ R2105887-005			27	Y	
	-012			28	Y	
	-017			29	Y	
	CCV		217115	30	Y	8,10

BA 6/18/21

All samples = _____mL + _____uL Combined IS/Surr.;

Primary :_____ exp: Secondary :_____ exp:
Primary:_____ exp: Secondary :_____ exp:
Reagents:

Runlog GCEXT r2 4/27/17
O-1052 Page 88 of 150

ALS Group USA, Corp.
dba ALS Environmental

Prep Summary Report

Client: LU Engineers **Service Request:**R2105887
Project: Orchard Street/4235-01
Sample Matrix: Soil

Polychlorinated Biphenyls (PCBs) by GC using Microwave Extraction

Prep Method: EPA 3546 **Extraction Lot:** 381429
Analytical Method: 8082A **Extraction Date:** 06/16/21 08:46

Sample Name	Lab Code	Date Collected	Date Received	Sample Amount	Final Amount	Percent Solids
TP-07 (350)	R2105887-005	6/3/21	6/11/21	14.5700 g	10 mL	87.5
TP-05+06 (370/350)	R2105887-012	6/4/21	6/11/21	14.2300 g	10 mL	87.5
TP-10 (370)	R2105887-017	6/4/21	6/11/21	15.4900 g	10 mL	92.7
Method Blank	RQ2106851-01MB	NA	NA	15.7300 g	10 mL	
Lab Control Sample	RQ2106851-04LCS	NA	NA	15.7400 g	10 mL	
Duplicate Lab Control Sample	RQ2106851-05DLCS	NA	NA	15.9800 g	10 mL	

ALS Group USA, Corp.
dba ALS Environmental

Prep Summary Report

Client: LU Engineers **Service Request:** R2105887
Project: Orchard Street/4235-01
Sample Matrix: Soil

Polychlorinated Biphenyls (PCBs) by GC using Microwave Extraction

Prep Method: EPA 3546 **Extraction Lot:** 381514
Analytical Method: 8082A **Extraction Date:** 06/17/21 08:55

Sample Name	Lab Code	Date Collected	Date Received	Sample Amount	Final Amount	Percent Solids
TP-11 (370)	R2105887-018	6/4/21	6/11/21	14.6300 g	10 mL	79.6
Method Blank	RQ2106899-01MB	NA	NA	14.3500 g	10 mL	
Lab Control Sample	RQ2106899-02LCS	NA	NA	15.7400 g	10 mL	
Duplicate Lab Control Sample	RQ2106899-03DLCS	NA	NA	14.8100 g	10 mL	
Matrix Spike	RQ2106899-04MS	6/4/21	6/11/21	14.2600 g	10 mL	79.6
Duplicate Matrix Spike	RQ2106899-05DMS	6/4/21	6/11/21	14.3200 g	10 mL	79.6

Preparation Information Benchsheet

Prep Run#: 381429
Team: Semivoa GC/KSERCU

Prep WorkFlow: OrgExtS(14)
Prep Method: EPA 3546

Status: Prepped
Prep Date/Time: 6/16/21 08:46

#	Lab Code	Client ID	B#	Amt. Ext.	Method /Test	pH	AE	BN	Final Vol	Sample Desc. (Initial/Final)	SpikeAmt./Inv. ID	Comments
1	RQ2106851-01	MB		15.7300g	8081B/Pest OC MW				10.00mL	sand	0.5000 mL/216565; 0.5000 mL/217370; 0.5000 mL/217166	
2	RQ2106851-01	MB		15.7300g	8082A/PCB MW				10.00mL	sand	0.5000 mL/217370; 0.5000 mL/216565; 0.5000 mL/217166	
3	RQ2106851-02	LCS		14.5500g	8081B/Pest OC MW				10.00mL	sand	0.5000 mL/217370; 0.5000 mL/216565; 0.5000 mL/217166	
4	RQ2106851-03	DLCS		14.2800g	8081B/Pest OC MW				10.00mL	sand	0.5000 mL/216565; 0.5000 mL/217370; 0.5000 mL/217166	
5	RQ2106851-04	LCS		15.7400g	8082A/PCB MW				10.00mL	sand	0.5000 mL/217370; 0.5000 mL/217166	
6	RQ2106851-05	DLCS		15.9800g	8082A/PCB MW				10.00mL	sand	0.5000 mL/217166; 0.5000 mL/217370; 0.5000 mL/216565	
7	R2105887-005	TP-07 (350)	.03	14.5700g	8081B/Pest OC MW				10.00mL	moist mud, rocks	0.5000 mL/216565; 0.5000 mL/217166; 0.5000 mL/217370	
8	R2105887-005	TP-07 (350)	.03	14.5700g	8082A/PCB MW				10.00mL	moist mud, rocks	0.5000 mL/217166; 0.5000 mL/217370; 0.5000 mL/216565	
9	R2105887-012	TP-05+06 (370/350)	.03	14.2300g	8081B/Pest OC MW				10.00mL	moist dirt rocks	0.5000 mL/216565; 0.5000 mL/217166; 0.5000 mL/217370	
10	R2105887-012	TP-05+06 (370/350)	.03	14.2300g	8082A/PCB MW				10.00mL	moist dirt rocks	0.5000 mL/217370; 0.5000 mL/216565; 0.5000 mL/217166	
11	R2105887-017	TP-10 (370)	.03	15.4900g	8082A/PCB MW				10.00mL	dirt, rocks, roots	0.5000 mL/217370; 0.5000 mL/217166; 0.5000 mL/216565	
12	R2105887-019	TP-10+11 (370)	.12	15.2200g	8081B/Pest OC MW				10.00mL	moist dirt, rocks	0.5000 mL/217370; 0.5000 mL/217166; 0.5000 mL/216565	
13	RQ2106851-08	R2105887-019 MS	.12	14.9500g	8081B/Pest OC MW				10.00mL	moist dirt, rocks	0.5000 mL/217166; 0.5000 mL/216565; 0.5000 mL/217370	
14	RQ2106851-09	R2105887-019 DMS	.12	14.3600g	8081B/Pest OC MW				10.00mL	moist dirt, rocks	0.5000 mL/216565; 0.5000 mL/217370; 0.5000 mL/217166	

Spiking Solutions

Name:	608 LCS Spike STD	Inventory ID	216565	Logbook Ref:		Expires On:	07/31/2021
Name:	8082 Spike 5 ug/mL AR 1260	Inventory ID	217166	Logbook Ref:		Expires On:	11/10/2021
Name:	8081/8082 Surrogate Spike STD 1 ug/mL	Inventory ID	217370	Logbook Ref:		Expires On:	11/24/2021

Preparation Information Benchsheet

Prep Run#: 381429
Team: Semivoa GC/KSERCU

Prep WorkFlow: OrgExtS(14)
Prep Method: EPA 3546

Status: Prepped
Prep Date/Time: 6/16/21 08:46

Preparation Materials

50:50 acetone:hexane mix	(217626)	Eppendorf Pipette Repeater	EXT #20 (201733)	2mL Graduated Vials	(216570)
Water Deionized H2O	DI System (2262)	Sulfuric Acid Reagent Grade H2SO4	(217355)	Hexanes 95%	(217517)
Isopropyl Alcohol HPLC Grade	ICV Tubes (216377)	Prepared Sodium Sulfate Na2SO4	(217569)	Prepared Tetrabutylammonium hydrogen sulfate (TBA)	(217341)
Sand Reagent Grade	(216869)	SVOA BALANCE	R-BALANCE-05 (12939)		

Preparation Steps

Step:	Extraction	Step:	Concentration	Step:	Acid Clean-EPA 3665A	Step:	Sulfur Clean-EPA 3660B	Step:	Extraction Complete
Started:	6/16/21 08:46	Started:	6/17/21 13:10	Started:	6/17/21 16:20	Started:	6/17/21 14:21	Started:	6/17/21 14:15
Finished:	6/16/21 17:05	Finished:	6/17/21 14:15	Finished:	6/17/21 16:20	Finished:	6/17/21 14:58	Finished:	6/17/21 14:15
By:	KSERCU	By:	KSERCU	By:	KSERCU	By:	KSERCU	By:	KSERCU
Comments		Comments		Comments		Comments		Comments	

Comments: _____

Reviewed By: _____ Date: 6/21/2021 Spike Witness: VSTAUFFER Date: _____

Chain of Custody

Relinquished By: _____ Date: _____

Received By: _____ Date: _____

Extracts Examined
Yes No

Preparation Information Benchsheet

Prep Run#: 381514
Team: Semivoa GC/KSERCU

Prep WorkFlow: OrgExtS(14)
Prep Method: EPA 3546

Status: Prepped
Prep Date/Time: 6/17/21 08:55

#	Lab Code	Client ID	B#	Amt. Ext.	Method /Test	pH	AE	BN	Final Vol	Sample Desc. (Initial/Final)	SpikeAmt./Inv. ID	Comments
1	RQ2106899-01	MB		14.3500g	8082A/PCB MW				10.00mL	sand	0.5000 mL/217370; 0.5000 mL/217166	
2	RQ2106899-02	LCS		15.7400g	8082A/PCB MW				10.00mL	sand	0.5000 mL/217370; 0.5000 mL/217166	
3	RQ2106899-03	DLCS		14.8100g	8082A/PCB MW				10.00mL	sand	0.5000 mL/217166; 0.5000 mL/217370	
4	R2105887-018	TP-11 (370)	.05	14.6300g	8082A/PCB MW				10.00mL	moist dirt, rocks	0.5000 mL/217370; 0.5000 mL/217166	
5	RQ2106899-04	R2105887-018 MS	.05	14.2600g	8082A/PCB MW				10.00mL	moist dirt, rocks	0.5000 mL/217166; 0.5000 mL/217370	
6	RQ2106899-05	R2105887-018 DMS	.05	14.3200g	8082A/PCB MW				10.00mL	moist dirt, rocks	0.5000 mL/217370; 0.5000 mL/217166	
7	R2105962-001	EVCN-WP-L4-001	.33	14.1700g	8082A/PCB MW				10.00mL	dirt, pebbles, roots	0.5000 mL/217166; 0.5000 mL/217370	
8	R2105962-002	EVCN-WP-L4-002	.33	14.2300g	8082A/PCB MW				10.00mL	dirt, pebbles, roots	0.5000 mL/217166; 0.5000 mL/217370	
9	R2105962-003	EVCN-WP-T5-001	.33	15.1800g	8082A/PCB MW				10.00mL	dirt, pebbles, roots	0.5000 mL/217370; 0.5000 mL/217166	
10	R2105962-004	EVCN-WP-DUP-T5-001	.33	14.9700g	8082A/PCB MW				10.00mL	dirt, pebbles, roots	0.5000 mL/217166; 0.5000 mL/217370	
11	R2105963-001	Sludge	.01	3.6000g	8082A/PCB MW				10.00mL	gray fluff	0.5000 mL/217370; 0.5000 mL/217166	

Spiking Solutions

Name:	8082 Spike 5 ug/mL AR 1260	Inventory ID	217166	Logbook Ref:		Expires On:	11/10/2021
Name:	8081/8082 Surrogate Spike STD 1 ug/mL	Inventory ID	217370	Logbook Ref:		Expires On:	11/24/2021

Preparation Materials

50:50 acetone:hexane mix	(217626)	Eppendorf Pipette Repeater	EXT #20 (201733)	2mL Graduated Vials	(216570)
Water Deionized H2O	DI System (2262)	Sulfuric Acid Reagent Grade H2SO4	(217355)	Hexanes 95%	(217517)
Isopropyl Alcohol HPLC Grade	ICV Tubes (216377)	Prepared Sodium Sulfate Na2SO4	(217569)	Prepared Tetrabutylammonium hydrogen sulfate (TBA)	(217341)
Sand Reagent Grade	(216869)	SVOA BALANCE	R-BALANCE-05 (12939)		

Preparation Steps

Step:	Extraction	Step:	Concentration	Step:	Acid Clean-EPA 3665A	Step:	Sulfur Clean-EPA 3660B	Step:	Extraction Complete
Started:	6/17/21 08:55	Started:	6/18/21 11:17	Started:	6/18/21 15:37	Started:	6/18/21 13:55	Started:	6/18/21 13:48
Finished:	6/17/21 17:00	Finished:	6/18/21 13:48	Finished:	6/18/21 15:39	Finished:	6/18/21 14:32	Finished:	6/18/21 13:48
By:	KSERCU	By:	KSERCU	By:	KSERCU	By:	KSERCU	By:	KSERCU
Comments		Comments		Comments		Comments		Comments	

Comments:

Preparation Information Benchsheet

Prep Run#: 381514
Team: Semivoa GC/KSERCU

Prep WorkFlow: OrgExtS(14)
Prep Method: EPA 3546

Status: Prepped
Prep Date/Time: 6/17/21 08:55

Reviewed By: _____ Date: 6/21/2021 Spike Witness: VSTAUFFER Date: _____

Chain of Custody

Relinquished By: _____ Date: _____ Extracts Examined

Received By: _____ Date: _____ Yes No

Metals

ALS Environmental—Rochester Laboratory
1565 Jefferson Road, Building 300, Suite 360, Rochester, NY 14623
Phone (585) 288-5380 Fax (585) 288-8475
www.alsglobal.com

METALS
- 1 -
INORGANIC ANALYSIS DATA PACKAGE

Client: LU Engineers
Project No.: R2105887
Project Name:
Matrix: SOIL

Service Request: TP-01 (350)
Date Collected: 6/3/2021
Date Received: 6/11/2021
Units: mg/Kg
Basis:

Sample Name: **TP-01 (350)** **Lab Code:** **R2105887-001**

Analyte	Analysis Method	PQL	MDL	Dil. Factor	Result	C	Q
Arsenic	6010C	1.1	0.800	1.0	2.6		
Barium	6010C	2.3	1.7	1.0	38.4		
Beryllium	6010C	0.343	0.069	1.0	0.206	J	
Cadmium	6010C	0.571	0.098	1.0	0.571	U	
Mercury	7471B	0.038	0.015	1.0	0.038	U	
Chromium	6010C	1.1	0.400	1.0	7.0		
Copper	6010C	2.3	0.149	1.0	9.5		N
Lead	6010C	5.7	0.457	1.0	3.6	J	
Manganese	6010C	2.3	0.183	1.0	380		*
Nickel	6010C	4.6	0.754	1.0	6.2		
Selenium	6010C	1.1	0.617	1.0	1.1	U	
Silver	6010C	1.1	0.103	1.0	1.1	U	
Zinc	6010C	2.3	1.6	1.0	20.8		

% Solids: **87.5**

Comments:

METALS
- 1 -
INORGANIC ANALYSIS DATA PACKAGE

Client: LU Engineers
Project No.: R2105887
Project Name:
Matrix: SOIL

Service Request: TP-01 (350)
Date Collected: 6/3/2021
Date Received: 6/11/2021
Units: mg/Kg
Basis:

Sample Name: TP-07 (350)
Lab Code: R2105887-005

Analyte	Analysis Method	PQL	MDL	Dil. Factor	Result	C	Q
Arsenic	6010C	1.1	0.800	1.0	2.6		
Barium	6010C	2.3	1.7	1.0	43.2		
Beryllium	6010C	0.343	0.069	1.0	0.274	J	
Cadmium	6010C	0.571	0.098	1.0	0.126	J	
Mercury	7471B	0.036	0.014	1.0	0.036	U	
Chromium	6010C	1.1	0.400	1.0	7.5		
Copper	6010C	2.3	0.149	1.0	12.9		N
Lead	6010C	5.7	0.457	1.0	3.9	J	
Manganese	6010C	2.3	0.183	1.0	669		*
Nickel	6010C	4.6	0.754	1.0	8.8		
Selenium	6010C	1.1	0.617	1.0	1.1	U	
Silver	6010C	1.1	0.103	1.0	1.1	U	
Zinc	6010C	2.3	1.6	1.0	26.8		

% Solids: 87.5

Comments:

METALS
- 1 -
INORGANIC ANALYSIS DATA PACKAGE

Client:	LU Engineers	**Service Request:**	TP-01 (350)
Project No.:	R2105887	**Date Collected:**	6/3/2021
Project Name:		**Date Received:**	6/11/2021
Matrix:	SOIL	**Units:**	mg/Kg
		Basis:	

Sample Name: **TP-08+09+10 (350)** **Lab Code:** **R2105887-006**

Analyte	Analysis Method	PQL	MDL	Dil. Factor	Result	C	Q
Arsenic	6010C	1.2	0.843	1.0	38.3		
Barium	6010C	2.4	1.8	1.0	135		
Beryllium	6010C	0.361	0.072	1.0	0.277	J	
Cadmium	6010C	0.602	0.104	1.0	0.988		
Mercury	7471B	0.123	0.048	3.0	2.1		
Chromium	6010C	1.2	0.422	1.0	14.4		
Copper	6010C	2.4	0.157	1.0	65.5		N
Lead	6010C	6.0	0.482	1.0	561		
Manganese	6010C	2.4	0.193	1.0	369		*
Nickel	6010C	4.8	0.795	1.0	6.2		
Selenium	6010C	1.2	0.650	1.0	6.1		
Silver	6010C	1.2	0.108	1.0	0.132	J	
Zinc	6010C	2.4	1.7	1.0	255		

% Solids: **81.4**

Comments:

METALS
- 1 -
INORGANIC ANALYSIS DATA PACKAGE

Client: LU Engineers
Project No.: R2105887
Project Name:
Matrix: SOIL

Service Request: TP-01 (350)
Date Collected: 6/3/2021
Date Received: 6/11/2021
Units: mg/Kg
Basis:

Sample Name: TP-11+12 (350) **Lab Code:** R2105887-008

Analyte	Analysis Method	PQL	MDL	Dil. Factor	Result	C	Q
Arsenic	6010C	1.1	0.745	1.0	2.9		
Barium	6010C	2.1	1.6	1.0	35.5		
Beryllium	6010C	0.319	0.064	1.0	0.245	J	
Cadmium	6010C	0.532	0.091	1.0	0.096	J	
Mercury	7471B	0.035	0.014	1.0	0.018	J	
Chromium	6010C	1.1	0.372	1.0	6.9		
Copper	6010C	2.1	0.138	1.0	11.6		N
Lead	6010C	5.3	0.425	1.0	8.8		
Manganese	6010C	2.1	0.170	1.0	370		*
Nickel	6010C	4.3	0.702	1.0	6.5		
Selenium	6010C	1.1	0.574	1.0	1.1	U	
Silver	6010C	1.1	0.096	1.0	1.1	U	
Zinc	6010C	2.1	1.5	1.0	28.7		

% Solids: 88.7

Comments:

METALS
- 1 -
INORGANIC ANALYSIS DATA PACKAGE

Client: LU Engineers
Project No.: R2105887
Project Name:
Matrix: SOIL

Service Request: TP-01 (350)
Date Collected: 6/3/2021
Date Received: 6/11/2021
Units: mg/Kg
Basis:

Sample Name: TP-01 (370)
Lab Code: R2105887-010

Analyte	Analysis Method	PQL	MDL	Dil. Factor	Result	C	Q
Arsenic	6010C	1.1	0.785	1.0	3.4		
Barium	6010C	2.2	1.7	1.0	45.2		
Beryllium	6010C	0.337	0.067	1.0	0.269	J	
Cadmium	6010C	0.561	0.096	1.0	0.224	J	
Mercury	7471B	0.040	0.015	1.0	0.036	J	
Chromium	6010C	1.1	0.393	1.0	8.0		
Copper	6010C	2.2	0.146	1.0	15.7		N
Lead	6010C	5.6	0.449	1.0	52.9		
Manganese	6010C	2.2	0.179	1.0	367		*
Nickel	6010C	4.5	0.740	1.0	7.3		
Selenium	6010C	1.1	0.606	1.0	1.1	U	
Silver	6010C	1.1	0.101	1.0	1.1	U	
Zinc	6010C	2.2	1.6	1.0	88.1		

% Solids: 84.1

Comments:

METALS
- 1 -
INORGANIC ANALYSIS DATA PACKAGE

Client: LU Engineers
Project No.: R2105887
Project Name:
Matrix: SOIL

Service Request: TP-01 (350)
Date Collected: 6/4/2021
Date Received: 6/11/2021
Units: mg/Kg
Basis:

Sample Name: TP-06+07 (370) **Lab Code:** R2105887-014

Analyte	Analysis Method	PQL	MDL	Dil. Factor	Result	C	Q
Arsenic	6010C	1.1	0.792	1.0	3.5		
Barium	6010C	2.3	1.7	1.0	44.0		
Beryllium	6010C	0.340	0.068	1.0	0.294	J	
Cadmium	6010C	0.566	0.097	1.0	0.136	J	
Mercury	7471B	0.036	0.014	1.0	0.016	J	
Chromium	6010C	1.1	0.396	1.0	8.8		
Copper	6010C	2.3	0.147	1.0	13.8		N
Lead	6010C	5.7	0.453	1.0	11.3		
Manganese	6010C	2.3	0.181	1.0	322		*
Nickel	6010C	4.5	0.747	1.0	7.3		
Selenium	6010C	1.1	0.611	1.0	1.1	U	
Silver	6010C	1.1	0.102	1.0	1.1	U	
Zinc	6010C	2.3	1.6	1.0	42.3		

% Solids: 86.6

Comments:

METALS
- 1 -
INORGANIC ANALYSIS DATA PACKAGE

Client: LU Engineers
Project No.: R2105887
Project Name:
Matrix: SOIL

Service Request: TP-01 (350)
Date Collected: 6/4/2021
Date Received: 6/11/2021
Units: mg/Kg
Basis:

Sample Name: **TP-08+09 (370)** **Lab Code:** **R2105887-016**

Analyte	Analysis Method	PQL	MDL	Dil. Factor	Result	C	Q
Arsenic	6010C	1.0	0.722	1.0	5.1		
Barium	6010C	2.1	1.6	1.0	51.9		
Beryllium	6010C	0.309	0.062	1.0	0.392		
Cadmium	6010C	0.515	0.089	1.0	0.093	J	
Mercury	7471B	0.037	0.014	1.0	0.026	J	
Chromium	6010C	1.0	0.361	1.0	10.4		
Copper	6010C	2.1	0.134	1.0	23.9		N
Lead	6010C	5.2	0.412	1.0	8.1		
Manganese	6010C	2.1	0.165	1.0	310		*
Nickel	6010C	4.1	0.680	1.0	9.8		
Selenium	6010C	1.0	0.557	1.0	1.0	U	
Silver	6010C	1.0	0.093	1.0	1.0	U	
Zinc	6010C	2.1	1.4	1.0	38.1		

% Solids: **88.2**

Comments:

METALS
- 1 -
INORGANIC ANALYSIS DATA PACKAGE

Client: LU Engineers
Project No.: R2105887
Project Name:
Matrix: SOIL

Service Request: TP-01 (350)
Date Collected: 6/4/2021
Date Received: 6/11/2021
Units: mg/Kg
Basis:

Sample Name: TP-10+11 (370)
Lab Code: R2105887-019

Analyte	Analysis Method	PQL	MDL	Dil. Factor	Result	C	Q
Arsenic	6010C	1.2	0.814	1.0	6.9		
Barium	6010C	2.3	1.7	1.0	116		
Beryllium	6010C	0.349	0.070	1.0	0.535		
Cadmium	6010C	0.581	0.100	1.0	0.256	J	
Mercury	7471B	0.038	0.015	1.0	0.182		
Chromium	6010C	1.2	0.407	1.0	13.4		
Copper	6010C	2.3	0.151	1.0	62.2		N
Lead	6010C	5.8	0.465	1.0	152		
Manganese	6010C	2.3	0.186	1.0	575		*
Nickel	6010C	4.7	0.767	1.0	11.1		
Selenium	6010C	1.2	0.628	1.0	1.2	U	
Silver	6010C	1.2	0.105	1.0	0.128	J	
Zinc	6010C	2.3	1.6	1.0	98.8		

% Solids: 86.0

Comments:

Metals Cover Page

Analyst: NM **Date:** 6/17/21 **Instrument:** ICP6

Data File: 6JUN17 **Reviewed By:** NM **Entered By:** NM

Starlims Run #	Analytes Used	Batch ID	Method	Failed Analytes	Repeats
727820	TAL+BMo	381380	6010C		R5731-001 As
					R5887-005 As

ICP-6 Run Log

Serial number: MY15340001

Data File: 6JUN17

Date: 6/17/21

Analyst: NM

	Prep Date	Lot #
MRL	6/2/21	M81600976B
ICSA	5/12/21	M81601104
ICSAB	5/27/21	M81601166
Int. Std	6/8/21	M81601266T
HLCCV3	6/4/21	M81601337

	Prep Date	Lot #
Cal Std 1	4/5/21	M81600098
Cal Std 2	6/9/21	M81600248
Cal Std 5/ HLCCV1	6/2/21	M81600358
ICV/CCV	6/17/21	M81600576
HLCCV2	5/28/21	M81600758

(Cal Std 4 is a 1/5 and Cal Std 3 is a 1/100 dilution of Cal Std 5)

Blank Prep - Daily	NHO3	HCl	Pipet Used	DOD Pipet Verification	IEC Date
Lot	216522	215488	M37,M35	—	—

1:1	PBS-381380	1:21	R2105887-014
1:2	LCSS-381380	1:22	R2105887-016
1:3	R2105651-001	1:23	R2105887-019
1:4	R2105651-002	1:24	R2105887-019S
1:5	R2105651-003	1:25	R2105887-019SD
1:6	R2105686-004	1:26	R2105887-019A
1:7	R2105718-001	1:27	R2105887-019L
1:8	R2105729-001	1:28	R2105686-004 10X
1:9	R2105731-001	1:29	R2105815-001 10X
1:10	R2105815-001	1:30	R2105815-001L 10X
S1:6	Continuing Calibration Verification	S1:6	Continuing Calibration Verification
S1:7	Continuing Calibration Blank	S1:7	Continuing Calibration Blank
1:11	R2105815-001L	S1:3	Contract Required Detection Limit
1:12	R2105853-001	S1:4	Interference Check Solution A
1:13	R2105853-002	S1:5	Interference Check Solution AB
1:14	R2105853-003	S1:21	HLCCV2
1:15	R2105853-004	S1:22	HLCCV3
1:16	R2105887-001	S1:18	HLCCV1
1:17	R2105887-005	S1:6	Continuing Calibration Verification
1:18	R2105887-006	S1:7	Continuing Calibration Blank
1:19	R2105887-008		
1:20	R2105887-010		
S1:6	Continuing Calibration Verification		
S1:7	Continuing Calibration Blank		

NM 6/17/21

Agilent Technologies

Path: C:\Agilent\ICP Expert\My Results\2021\6JUN17.esws
Date created: 6/17/2021 8:23:43 AM
Instrument used: MY15340001
Software Version : 7.4.1.10449 Firmware Version : 3585
Notes: NM 6/17/21

Detailed Results

Date Time	Label	Element Label (nm)	%RSD	Unadjusted Conc	Intensity
6/17/2021 09:34:13	Blank	Ag (328.068 nm)	N/A	0.0000 (ppm)	-121.8975
6/17/2021 09:34:13	Blank	Al (237.312 nm)	N/A	0.0000 (ppm)	-2.4155
6/17/2021 09:34:13	Blank	As (188.980 nm)	N/A	0.0000 (ppm)	-3.8857
6/17/2021 09:34:13	Blank	B (249.772 nm)	N/A	0.0000 (ppm)	89.8649
6/17/2021 09:34:13	Blank	Ba (230.424 nm)	N/A	0.0000 (ppm)	6.6323
6/17/2021 09:34:13	Blank	Be (313.107 nm)	N/A	0.0000 (ppm)	-542.6651
6/17/2021 09:34:13	Blank	Ca (317.933 nm)	N/A	0.0000 (ppm)	2622.6594
6/17/2021 09:34:13	Blank	Cd (214.439 nm)	N/A	0.0000 (ppm)	9.5833
6/17/2021 09:34:13	Blank	Co (230.786 nm)	N/A	0.0000 (ppm)	6.6637
6/17/2021 09:34:13	Blank	Cr (267.716 nm)	N/A	0.0000 (ppm)	60.0019
6/17/2021 09:34:13	Blank	Cu (327.395 nm)	N/A	0.0000 (ppm)	-5.5786
6/17/2021 09:34:13	Blank	Fe (234.350 nm)	N/A	0.0000 (ppm)	58.8000
6/17/2021 09:34:13	Blank	K (766.491 nm)	N/A	0.0000 (ppm)	55.5324
6/17/2021 09:34:13	Blank	Mg (279.078 nm)	N/A	0.0000 (ppm)	-3.9212
6/17/2021 09:34:13	Blank	Mn (257.610 nm)	N/A	0.0000 (ppm)	59.8511
6/17/2021 09:34:13	Blank	Mo (202.032 nm)	N/A	0.0000 (ppm)	3.3260
6/17/2021 09:34:13	Blank	Na (588.995 nm)	N/A	0.0000 (ppm)	-14257.8642
6/17/2021 09:34:13	Blank	Ni (230.299 nm)	N/A	0.0000 (ppm)	-21.2088
6/17/2021 09:34:13	Blank	Pb (220.353 nm)	N/A	0.0000 (ppm)	-0.7355
6/17/2021 09:34:13	Blank	Sb (217.582 nm)	N/A	0.0000 (ppm)	1.8476
6/17/2021 09:34:13	Blank	Se (196.026 nm)	N/A	0.0000 (ppm)	-2.7889
6/17/2021 09:34:13	Blank	Sn (189.925 nm)	N/A	0.0000 (ppm)	0.7905
6/17/2021 09:34:13	Blank	Sr (216.596 nm)	N/A	0.0000 (ppm)	-0.1893
6/17/2021 09:34:13	Blank	Ti (336.122 nm)	N/A	0.0000 (ppm)	-1140.0169
6/17/2021 09:34:13	Blank	Tl (351.923 nm)	N/A	0.0000 (ppm)	-1.6110
6/17/2021 09:34:13	Blank	V (292.401 nm)	N/A	0.0000 (ppm)	44.0412
6/17/2021 09:34:13	Blank	Y (360.074 nm)	0.00	1.00 (Ratio)	710515.12
6/17/2021 09:34:13	Blank	Y_R (360.074 nm)	0.00	1.00 (Ratio)	709839.31
6/17/2021 09:34:13	Blank	Zn (213.857 nm)	N/A	0.0000 (ppm)	-31.4307
6/17/2021 09:37:29	Standard 1	Ag (328.068 nm)	N/A		-133.5855
6/17/2021 09:37:29	Standard 1	Al (237.312 nm)	N/A		29.8173
6/17/2021 09:37:29	Standard 1	As (188.980 nm)	N/A	0.0050 (ppm)	0.8646
6/17/2021 09:37:29	Standard 1	B (249.772 nm)	N/A		104.0507
6/17/2021 09:37:29	Standard 1	Ba (230.424 nm)	N/A	0.0200 (ppm)	703.4804
6/17/2021 09:37:29	Standard 1	Be (313.107 nm)	N/A		-557.9462
6/17/2021 09:37:29	Standard 1	Ca (317.933 nm)	N/A		20752.9178
6/17/2021 09:37:29	Standard 1	Cd (214.439 nm)	N/A	0.0010 (ppm)	30.5820
6/17/2021 09:37:29	Standard 1	Co (230.786 nm)	N/A	0.0030 (ppm)	40.5810
6/17/2021 09:37:29	Standard 1	Cr (267.716 nm)	N/A	0.0050 (ppm)	180.5861
6/17/2021 09:37:29	Standard 1	Cu (327.395 nm)	N/A	0.0100 (ppm)	561.2560

Date Time	Label	Element Label (nm)	%RSD	Unadjusted Conc	Intensity
6/17/2021 09:37:29	Standard 1	Fe (234.350 nm)	N/A		48.6723
6/17/2021 09:37:29	Standard 1	K (766.491 nm)	N/A		5621.4602
6/17/2021 09:37:29	Standard 1	Mg (279.078 nm)	N/A		1020.2612
6/17/2021 09:37:29	Standard 1	Mn (257.610 nm)	N/A	0.0100 (ppm)	2653.7503
6/17/2021 09:37:29	Standard 1	Mo (202.032 nm)	N/A	0.0250 (ppm)	93.1023
6/17/2021 09:37:29	Standard 1	Na (588.995 nm)	N/A		4135.8600
6/17/2021 09:37:29	Standard 1	Ni (230.299 nm)	N/A		-27.7356
6/17/2021 09:37:29	Standard 1	Pb (220.353 nm)	N/A	0.0050 (ppm)	11.1330
6/17/2021 09:37:29	Standard 1	Sb (217.582 nm)	N/A	0.0100 (ppm)	11.7007
6/17/2021 09:37:29	Standard 1	Se (196.026 nm)	N/A		-3.3019
6/17/2021 09:37:29	Standard 1	Sn (189.925 nm)	N/A		-1.0563
6/17/2021 09:37:29	Standard 1	Sr (216.596 nm)	N/A		-1.2464
6/17/2021 09:37:29	Standard 1	Ti (336.122 nm)	N/A		-1145.0795
6/17/2021 09:37:29	Standard 1	Tl (351.923 nm)	N/A	0.0100 (ppm)	16.5933
6/17/2021 09:37:29	Standard 1	V (292.401 nm)	N/A	0.0030 (ppm)	117.1057
6/17/2021 09:37:29	Standard 1	Y (360.074 nm)	0.38	1.01 (Ratio)	714690.22
6/17/2021 09:37:29	Standard 1	Y_R (360.074 nm)	0.38	1.01 (Ratio)	714013.07
6/17/2021 09:37:29	Standard 1	Zn (213.857 nm)	N/A	0.0100 (ppm)	302.4883
6/17/2021 09:40:45	Standard 2	Ag (328.068 nm)	N/A		-125.4369
6/17/2021 09:40:45	Standard 2	Al (237.312 nm)	N/A	0.1000 (ppm)	163.3248
6/17/2021 09:40:45	Standard 2	As (188.980 nm)	N/A	0.0100 (ppm)	3.6936
6/17/2021 09:40:45	Standard 2	B (249.772 nm)	N/A	0.2000 (ppm)	8684.2704
6/17/2021 09:40:45	Standard 2	Ba (230.424 nm)	N/A		2.5620
6/17/2021 09:40:45	Standard 2	Be (313.107 nm)	N/A	0.0030 (ppm)	3470.5456
6/17/2021 09:40:45	Standard 2	Ca (317.933 nm)	N/A	1.0000 (ppm)	38727.4491
6/17/2021 09:40:45	Standard 2	Cd (214.439 nm)	N/A	0.0050 (ppm)	104.9764
6/17/2021 09:40:45	Standard 2	Co (230.786 nm)	N/A		5.8619
6/17/2021 09:40:45	Standard 2	Cr (267.716 nm)	N/A		89.1268
6/17/2021 09:40:45	Standard 2	Cu (327.395 nm)	N/A	0.0200 (ppm)	1051.3981
6/17/2021 09:40:45	Standard 2	Fe (234.350 nm)	N/A		76.3220
6/17/2021 09:40:45	Standard 2	K (766.491 nm)	N/A	2.0000 (ppm)	5602.7872
6/17/2021 09:40:45	Standard 2	Mg (279.078 nm)	N/A	1.0000 (ppm)	2026.5412
6/17/2021 09:40:45	Standard 2	Mn (257.610 nm)	N/A		71.2261
6/17/2021 09:40:45	Standard 2	Mo (202.032 nm)	N/A		1.1352
6/17/2021 09:40:45	Standard 2	Na (588.995 nm)	N/A	1.0000 (ppm)	22320.2098
6/17/2021 09:40:45	Standard 2	Ni (230.299 nm)	N/A		-19.4176
6/17/2021 09:40:45	Standard 2	Pb (220.353 nm)	N/A	0.0500 (ppm)	105.4340
6/17/2021 09:40:45	Standard 2	Sb (217.582 nm)	N/A	0.0600 (ppm)	64.1956
6/17/2021 09:40:45	Standard 2	Se (196.026 nm)	N/A	0.0100 (ppm)	3.0780
6/17/2021 09:40:45	Standard 2	Sn (189.925 nm)	N/A	0.5000 (ppm)	287.2423
6/17/2021 09:40:45	Standard 2	Sr (216.596 nm)	N/A		1.0334
6/17/2021 09:40:45	Standard 2	Ti (336.122 nm)	N/A		-1134.2635
6/17/2021 09:40:45	Standard 2	Tl (351.923 nm)	N/A		-0.1698
6/17/2021 09:40:45	Standard 2	V (292.401 nm)	N/A		39.7310
6/17/2021 09:40:45	Standard 2	Y (360.074 nm)	0.20	1.01 (Ratio)	716732.01
6/17/2021 09:40:45	Standard 2	Y_R (360.074 nm)	0.20	1.01 (Ratio)	716035.03
6/17/2021 09:40:45	Standard 2	Zn (213.857 nm)	N/A		-25.3474
6/17/2021 09:44:02	Standard 3	Ag (328.068 nm)	N/A	0.0100 (ppm)	509.2301
6/17/2021 09:44:02	Standard 3	Al (237.312 nm)	N/A		321.4806
6/17/2021 09:44:02	Standard 3	As (188.980 nm)	N/A		11.6723
6/17/2021 09:44:02	Standard 3	B (249.772 nm)	N/A		2208.4161

Date Time	Label	Element Label (nm)	%RSD	Unadjusted Conc	Intensity
6/17/2021 09:44:02	Standard 3	Ba (230.424 nm)	N/A		7008.1184
6/17/2021 09:44:02	Standard 3	Be (313.107 nm)	N/A	0.0050 (ppm)	6136.5783
6/17/2021 09:44:02	Standard 3	Ca (317.933 nm)	N/A	0.5000 (ppm)	20870.1191
6/17/2021 09:44:02	Standard 3	Cd (214.439 nm)	N/A		203.4752
6/17/2021 09:44:02	Standard 3	Co (230.786 nm)	N/A	0.0500 (ppm)	568.7773
6/17/2021 09:44:02	Standard 3	Cr (267.716 nm)	N/A	0.0100 (ppm)	366.1115
6/17/2021 09:44:02	Standard 3	Cu (327.395 nm)	N/A		1243.8628
6/17/2021 09:44:02	Standard 3	Fe (234.350 nm)	N/A	0.1000 (ppm)	852.5233
6/17/2021 09:44:02	Standard 3	K (766.491 nm)	N/A	0.5000 (ppm)	1400.6375
6/17/2021 09:44:02	Standard 3	Mg (279.078 nm)	N/A	0.5000 (ppm)	1020.0163
6/17/2021 09:44:02	Standard 3	Mn (257.610 nm)	N/A		3912.9274
6/17/2021 09:44:02	Standard 3	Mo (202.032 nm)	N/A		186.0243
6/17/2021 09:44:02	Standard 3	Na (588.995 nm)	N/A	0.5000 (ppm)	4447.7276
6/17/2021 09:44:02	Standard 3	Ni (230.299 nm)	N/A	0.0400 (ppm)	358.7230
6/17/2021 09:44:02	Standard 3	Pb (220.353 nm)	N/A		19.7758
6/17/2021 09:44:02	Standard 3	Sb (217.582 nm)	N/A		106.9985
6/17/2021 09:44:02	Standard 3	Se (196.026 nm)	N/A		0.8010
6/17/2021 09:44:02	Standard 3	Sn (189.925 nm)	N/A		58.2064
6/17/2021 09:44:02	Standard 3	Sr (216.596 nm)	N/A	0.0500 (ppm)	391.9894
6/17/2021 09:44:02	Standard 3	Ti (336.122 nm)	N/A	0.0500 (ppm)	8081.8348
6/17/2021 09:44:02	Standard 3	Tl (351.923 nm)	N/A	0.0200 (ppm)	26.8169
6/17/2021 09:44:02	Standard 3	V (292.401 nm)	N/A	0.0500 (ppm)	1379.5415
6/17/2021 09:44:02	Standard 3	Y (360.074 nm)	0.38	1.01 (Ratio)	717972.08
6/17/2021 09:44:02	Standard 3	Y_R (360.074 nm)	0.38	1.01 (Ratio)	717247.49
6/17/2021 09:44:02	Standard 3	Zn (213.857 nm)	N/A	0.0200 (ppm)	619.3059
6/17/2021 09:47:18	Standard 4	Ag (328.068 nm)	N/A	0.2000 (ppm)	12954.1741
6/17/2021 09:47:18	Standard 4	Al (237.312 nm)	N/A	4.0000 (ppm)	6553.1007
6/17/2021 09:47:18	Standard 4	As (188.980 nm)	N/A	0.4000 (ppm)	296.1405
6/17/2021 09:47:18	Standard 4	B (249.772 nm)	N/A	1.0000 (ppm)	42849.4481
6/17/2021 09:47:18	Standard 4	Ba (230.424 nm)	N/A	4.0000 (ppm)	139769.9614
6/17/2021 09:47:18	Standard 4	Be (313.107 nm)	N/A	0.1000 (ppm)	134658.3282
6/17/2021 09:47:18	Standard 4	Ca (317.933 nm)	N/A	10.0000 (ppm)	366956.0200
6/17/2021 09:47:18	Standard 4	Cd (214.439 nm)	N/A	0.2000 (ppm)	3854.4846
6/17/2021 09:47:18	Standard 4	Co (230.786 nm)	N/A	1.0000 (ppm)	11163.4240
6/17/2021 09:47:18	Standard 4	Cr (267.716 nm)	N/A	0.2000 (ppm)	6505.4635
6/17/2021 09:47:18	Standard 4	Cu (327.395 nm)	N/A	0.5000 (ppm)	25711.3354
6/17/2021 09:47:18	Standard 4	Fe (234.350 nm)	N/A	2.0000 (ppm)	16480.6806
6/17/2021 09:47:18	Standard 4	K (766.491 nm)	N/A	10.0000 (ppm)	27943.3129
6/17/2021 09:47:18	Standard 4	Mg (279.078 nm)	N/A	10.0000 (ppm)	20606.6148
6/17/2021 09:47:18	Standard 4	Mn (257.610 nm)	N/A	0.3000 (ppm)	76188.5819
6/17/2021 09:47:18	Standard 4	Mo (202.032 nm)	N/A	1.0000 (ppm)	3736.7747
6/17/2021 09:47:18	Standard 4	Na (588.995 nm)	N/A	10.0000 (ppm)	348871.3833
6/17/2021 09:47:18	Standard 4	Ni (230.299 nm)	N/A	0.8000 (ppm)	7540.8861
6/17/2021 09:47:18	Standard 4	Pb (220.353 nm)	N/A	0.2000 (ppm)	430.8925
6/17/2021 09:47:18	Standard 4	Sb (217.582 nm)	N/A	2.0000 (ppm)	2053.5386
6/17/2021 09:47:18	Standard 4	Se (196.026 nm)	N/A	0.2000 (ppm)	103.6205
6/17/2021 09:47:18	Standard 4	Sn (189.925 nm)	N/A	2.0000 (ppm)	1171.8087
6/17/2021 09:47:18	Standard 4	Sr (216.596 nm)	N/A	1.0000 (ppm)	7799.7779
6/17/2021 09:47:18	Standard 4	Ti (336.122 nm)	N/A	1.0000 (ppm)	183067.0684
6/17/2021 09:47:18	Standard 4	Tl (351.923 nm)	N/A	0.4000 (ppm)	662.0914
6/17/2021 09:47:18	Standard 4	V (292.401 nm)	N/A	1.0000 (ppm)	26877.9302

Date Time	Label	Element Label (nm)	%RSD	Unadjusted Conc	Intensity
6/17/2021 09:47:18	Standard 4	Y (360.074 nm)	0.25	1.01 (Ratio)	719716.12
6/17/2021 09:47:18	Standard 4	Y_R (360.074 nm)	0.25	1.01 (Ratio)	718986.65
6/17/2021 09:47:18	Standard 4	Zn (213.857 nm)	N/A	0.4000 (ppm)	13086.7816
6/17/2021 09:50:34	Standard 5	Ag (328.068 nm)	N/A	1.0000 (ppm)	67318.1796
6/17/2021 09:50:34	Standard 5	Al (237.312 nm)	N/A	20.0000 (ppm)	33192.8910
6/17/2021 09:50:34	Standard 5	As (188.980 nm)	N/A	2.0000 (ppm)	1500.3526
6/17/2021 09:50:34	Standard 5	B (249.772 nm)	N/A	5.0000 (ppm)	216460.1047
6/17/2021 09:50:34	Standard 5	Ba (230.424 nm)	N/A	20.0000 (ppm)	675830.6429
6/17/2021 09:50:34	Standard 5	Be (313.107 nm)	N/A	0.5000 (ppm)	670546.2973
6/17/2021 09:50:34	Standard 5	Ca (317.933 nm)	N/A	50.0000 (ppm)	1797300.5867
6/17/2021 09:50:34	Standard 5	Cd (214.439 nm)	N/A	1.0000 (ppm)	18783.3425
6/17/2021 09:50:34	Standard 5	Co (230.786 nm)	N/A	5.0000 (ppm)	55115.9342
6/17/2021 09:50:34	Standard 5	Cr (267.716 nm)	N/A	1.0000 (ppm)	32049.4777
6/17/2021 09:50:34	Standard 5	Cu (327.395 nm)	N/A	2.5000 (ppm)	134198.3772
6/17/2021 09:50:34	Standard 5	Fe (234.350 nm)	N/A	10.0000 (ppm)	81153.7874
6/17/2021 09:50:34	Standard 5	K (766.491 nm)	N/A	50.0000 (ppm)	143847.2174
6/17/2021 09:50:34	Standard 5	Mg (279.078 nm)	N/A	50.0000 (ppm)	104731.6766
6/17/2021 09:50:34	Standard 5	Mn (257.610 nm)	N/A	1.5000 (ppm)	373481.9812
6/17/2021 09:50:34	Standard 5	Mo (202.032 nm)	N/A	5.0000 (ppm)	18636.7962
6/17/2021 09:50:34	Standard 5	Na (588.995 nm)	N/A	50.0000 (ppm)	1773111.7304
6/17/2021 09:50:34	Standard 5	Ni (230.299 nm)	N/A	4.0000 (ppm)	37315.5731
6/17/2021 09:50:34	Standard 5	Pb (220.353 nm)	N/A	1.0000 (ppm)	2151.1246
6/17/2021 09:50:34	Standard 5	Sb (217.582 nm)	N/A	10.0000 (ppm)	10287.4417
6/17/2021 09:50:34	Standard 5	Se (196.026 nm)	N/A	1.0000 (ppm)	543.7563
6/17/2021 09:50:34	Standard 5	Sn (189.925 nm)	N/A	10.0000 (ppm)	5812.7353
6/17/2021 09:50:34	Standard 5	Sr (216.596 nm)	N/A	5.0000 (ppm)	38444.5152
6/17/2021 09:50:34	Standard 5	Ti (336.122 nm)	N/A	5.0000 (ppm)	918934.7536
6/17/2021 09:50:34	Standard 5	Tl (351.923 nm)	N/A	2.0000 (ppm)	3499.0126
6/17/2021 09:50:34	Standard 5	V (292.401 nm)	N/A	5.0000 (ppm)	133856.4668
6/17/2021 09:50:34	Standard 5	Y (360.074 nm)	0.11	1.00 (Ratio)	707881.45
6/17/2021 09:50:34	Standard 5	Y_R (360.074 nm)	0.11	1.00 (Ratio)	707158.38
6/17/2021 09:50:34	Standard 5	Zn (213.857 nm)	N/A	2.0000 (ppm)	65315.5577
6/17/2021 09:54:20	Initial Calibration Verification	Ag (328.068 nm)	0.35	0.4878 (ppm)	32735.0849
6/17/2021 09:54:20	Initial Calibration Verification	Al (237.312 nm)	0.43	9.8928 (ppm)	16409.3602
6/17/2021 09:54:20	Initial Calibration Verification	As (188.980 nm)	0.66	0.9762 (ppm)	730.2459
6/17/2021 09:54:20	Initial Calibration Verification	B (249.772 nm)	0.26	2.5049 (ppm)	108438.1813
6/17/2021 09:54:20	Initial Calibration Verification	Ba (230.424 nm)	0.59	10.1896 (ppm)	344775.2062
6/17/2021 09:54:20	Initial Calibration Verification	Be (313.107 nm)	0.40	0.2495 (ppm)	334388.6082
6/17/2021 09:54:20	Initial Calibration Verification	Ca (317.933 nm)	0.51	25.0150 (ppm)	901023.2172
6/17/2021 09:54:20	Initial Calibration Verification	Cd (214.439 nm)	0.34	0.4932 (ppm)	9277.9874
6/17/2021 09:54:20	Initial Calibration Verification	Co (230.786 nm)	0.29	2.5058 (ppm)	27637.9379
6/17/2021 09:54:20	Initial Calibration Verification	Cr (267.716 nm)	0.31	0.5085 (ppm)	16330.2930
6/17/2021 09:54:20	Initial Calibration Verification	Cu (327.395 nm)	0.37	1.2262 (ppm)	65712.8631
6/17/2021 09:54:20	Initial Calibration Verification	Fe (234.350 nm)	0.30	5.0331 (ppm)	40894.3897
6/17/2021 09:54:20	Initial Calibration Verification	K (766.491 nm)	0.42	24.6125 (ppm)	70750.4326
6/17/2021 09:54:20	Initial Calibration Verification	Mg (279.078 nm)	0.29	24.8164 (ppm)	51946.3515
6/17/2021 09:54:20	Initial Calibration Verification	Mn (257.610 nm)	0.23	0.7495 (ppm)	186794.2917
6/17/2021 09:54:20	Initial Calibration Verification	Mo (202.032 nm)	0.39	2.5155 (ppm)	9378.5308
6/17/2021 09:54:20	Initial Calibration Verification	Na (588.995 nm)	0.50	24.8342 (ppm)	874051.5777
6/17/2021 09:54:20	Initial Calibration Verification	Ni (230.299 nm)	0.25	1.9798 (ppm)	18468.0443
6/17/2021 09:54:20	Initial Calibration Verification	Pb (220.353 nm)	0.71	0.5013 (ppm)	1078.0766

Date Time	Label	Element Label (nm)	%RSD	Unadjusted Conc	Intensity
6/17/2021 09:54:20	Initial Calibration Verification	Sb (217.582 nm)	0.56	4.9233 (ppm)	5065.2921
6/17/2021 09:54:20	Initial Calibration Verification	Se (196.026 nm)	0.76	0.4817 (ppm)	260.2008
6/17/2021 09:54:20	Initial Calibration Verification	Sn (189.925 nm)	0.35	4.9887 (ppm)	2900.9228
6/17/2021 09:54:20	Initial Calibration Verification	Sr (216.596 nm)	0.39	2.5285 (ppm)	19452.4297
6/17/2021 09:54:20	Initial Calibration Verification	Ti (336.122 nm)	0.34	2.5513 (ppm)	468363.7153
6/17/2021 09:54:20	Initial Calibration Verification	Tl (351.923 nm)	0.75	0.9890 (ppm)	1725.9331
6/17/2021 09:54:20	Initial Calibration Verification	V (292.401 nm)	0.30	2.5279 (ppm)	67704.2820
6/17/2021 09:54:20	Initial Calibration Verification	Y (360.074 nm)	0.45	1.01 (Ratio)	716587.74
6/17/2021 09:54:20	Initial Calibration Verification	Y_R (360.074 nm)	0.45	1.01 (Ratio)	715865.39
6/17/2021 09:54:20	Initial Calibration Verification	Zn (213.857 nm)	0.31	0.9786 (ppm)	31948.5838
6/17/2021 09:57:34	Initial Calibration Blank	Ag (328.068 nm)	> 100.00	-0.0001 u (ppm)	-128.3479
6/17/2021 09:57:34	Initial Calibration Blank	Al (237.312 nm)	> 100.00	-0.0003 u (ppm)	-2.8798
6/17/2021 09:57:34	Initial Calibration Blank	As (188.980 nm)	69.74	0.0033 (ppm)	-1.4109
6/17/2021 09:57:34	Initial Calibration Blank	B (249.772 nm)	12.91	0.0046 (ppm)	287.0768
6/17/2021 09:57:34	Initial Calibration Blank	Ba (230.424 nm)	> 100.00	0.0001 u (ppm)	10.9564
6/17/2021 09:57:34	Initial Calibration Blank	Be (313.107 nm)	> 100.00	0.0000 u (ppm)	-531.7425
6/17/2021 09:57:34	Initial Calibration Blank	Ca (317.933 nm)	36.59	0.0003 (ppm)	2631.6841
6/17/2021 09:57:34	Initial Calibration Blank	Cd (214.439 nm)	79.01	-0.0001 u (ppm)	7.1288
6/17/2021 09:57:34	Initial Calibration Blank	Co (230.786 nm)	> 100.00	0.0000 u (ppm)	6.9641
6/17/2021 09:57:34	Initial Calibration Blank	Cr (267.716 nm)	> 100.00	-0.0001 u (ppm)	58.2238
6/17/2021 09:57:34	Initial Calibration Blank	Cu (327.395 nm)	73.01	0.0002 (ppm)	5.3637
6/17/2021 09:57:34	Initial Calibration Blank	Fe (234.350 nm)	3.91	-0.0018 u (ppm)	44.5345
6/17/2021 09:57:34	Initial Calibration Blank	K (766.491 nm)	14.55	0.0615 (ppm)	232.1423
6/17/2021 09:57:34	Initial Calibration Blank	Mg (279.078 nm)	> 100.00	0.0012 u (ppm)	-1.5062
6/17/2021 09:57:34	Initial Calibration Blank	Mn (257.610 nm)	> 100.00	0.0000 u (ppm)	61.9406
6/17/2021 09:57:34	Initial Calibration Blank	Mo (202.032 nm)	38.25	0.0043 (ppm)	19.3575
6/17/2021 09:57:34	Initial Calibration Blank	Na (588.995 nm)	15.05	0.0175 (ppm)	-13632.5276
6/17/2021 09:57:34	Initial Calibration Blank	Ni (230.299 nm)	> 100.00	0.0004 (ppm)	-17.7901
6/17/2021 09:57:34	Initial Calibration Blank	Pb (220.353 nm)	> 100.00	0.0002 u (ppm)	-0.2417
6/17/2021 09:57:34	Initial Calibration Blank	Sb (217.582 nm)	12.08	0.0065 (ppm)	8.5383
6/17/2021 09:57:34	Initial Calibration Blank	Se (196.026 nm)	> 100.00	0.0007 u (ppm)	-2.4136
6/17/2021 09:57:34	Initial Calibration Blank	Sn (189.925 nm)	59.82	-0.0028 u (ppm)	-0.8406
6/17/2021 09:57:34	Initial Calibration Blank	Sr (216.596 nm)	> 100.00	-0.0001 u (ppm)	-0.9012
6/17/2021 09:57:34	Initial Calibration Blank	Ti (336.122 nm)	6.76	0.0016 (ppm)	-837.2639
6/17/2021 09:57:34	Initial Calibration Blank	Tl (351.923 nm)	> 100.00	-0.0044 u (ppm)	-9.3101
6/17/2021 09:57:34	Initial Calibration Blank	V (292.401 nm)	13.29	0.0001 (ppm)	46.9460
6/17/2021 09:57:34	Initial Calibration Blank	Y (360.074 nm)	0.05	1.02 (Ratio)	723017.22
6/17/2021 09:57:34	Initial Calibration Blank	Y_R (360.074 nm)	0.05	1.02 (Ratio)	722316.99
6/17/2021 09:57:34	Initial Calibration Blank	Zn (213.857 nm)	3.31	0.0001 (ppm)	-26.5821
6/17/2021 10:00:49	Contract Required Detection Limit	Ag (328.068 nm)	1.04	0.0097 (ppm)	532.1077
6/17/2021 10:00:49	Contract Required Detection Limit	Al (237.312 nm)	0.13	0.1992 (ppm)	328.0796
6/17/2021 10:00:49	Contract Required Detection Limit	As (188.980 nm)	18.73	0.0223 (ppm)	12.8633
6/17/2021 10:00:49	Contract Required Detection Limit	B (249.772 nm)	0.18	0.1984 (ppm)	8670.1902
6/17/2021 10:00:49	Contract Required Detection Limit	Ba (230.424 nm)	0.12	0.2101 (ppm)	7114.4264
6/17/2021 10:00:49	Contract Required Detection Limit	Be (313.107 nm)	0.17	0.0051 (ppm)	6256.8830
6/17/2021 10:00:49	Contract Required Detection Limit	Ca (317.933 nm)	0.11	1.0142 (ppm)	39046.0601
6/17/2021 10:00:49	Contract Required Detection Limit	Cd (214.439 nm)	2.37	0.0103 (ppm)	202.4131
6/17/2021 10:00:49	Contract Required Detection Limit	Co (230.786 nm)	0.32	0.0519 (ppm)	579.5164
6/17/2021 10:00:49	Contract Required Detection Limit	Cr (267.716 nm)	3.79	0.0089 (ppm)	344.2551
6/17/2021 10:00:49	Contract Required Detection Limit	Cu (327.395 nm)	1.76	0.0241 (ppm)	1284.8630
6/17/2021 10:00:49	Contract Required Detection Limit	Fe (234.350 nm)	0.30	0.0986 (ppm)	858.9932

Date Time	Label	Element Label (nm)	%RSD	Unadjusted Conc	Intensity
6/17/2021 10:00:49	Contract Required Detection Limit	K (766.491 nm)	1.70	0.9878 (ppm)	2892.7055
6/17/2021 10:00:49	Contract Required Detection Limit	Mg (279.078 nm)	0.43	0.9855 (ppm)	2059.0140
6/17/2021 10:00:49	Contract Required Detection Limit	Mn (257.610 nm)	0.19	0.0156 (ppm)	3956.2722
6/17/2021 10:00:49	Contract Required Detection Limit	Mo (202.032 nm)	1.26	0.0259 (ppm)	99.8623
6/17/2021 10:00:49	Contract Required Detection Limit	Na (588.995 nm)	0.45	1.0216 (ppm)	22282.8151
6/17/2021 10:00:49	Contract Required Detection Limit	Ni (230.299 nm)	1.59	0.0405 (ppm)	357.2754
6/17/2021 10:00:49	Contract Required Detection Limit	Pb (220.353 nm)	1.41	0.0100 (ppm)	20.8449
6/17/2021 10:00:49	Contract Required Detection Limit	Sb (217.582 nm)	4.64	0.0627 (ppm)	66.3087
6/17/2021 10:00:49	Contract Required Detection Limit	Se (196.026 nm)	55.92	0.0106 (ppm)	3.0079
6/17/2021 10:00:49	Contract Required Detection Limit	Sn (189.925 nm)	0.76	0.5006 (ppm)	291.8157
6/17/2021 10:00:49	Contract Required Detection Limit	Sr (216.596 nm)	0.81	0.1013 (ppm)	779.4358
6/17/2021 10:00:49	Contract Required Detection Limit	Ti (336.122 nm)	0.20	0.0508 (ppm)	8205.4403
6/17/2021 10:00:49	Contract Required Detection Limit	Tl (351.923 nm)	17.06	0.0180 (ppm)	29.8691
6/17/2021 10:00:49	Contract Required Detection Limit	V (292.401 nm)	0.57	0.0508 (ppm)	1403.0982
6/17/2021 10:00:49	Contract Required Detection Limit	Y (360.074 nm)	0.41	1.02 (Ratio)	724822.12
6/17/2021 10:00:49	Contract Required Detection Limit	Y_R (360.074 nm)	0.41	1.02 (Ratio)	724134.12
6/17/2021 10:00:49	Contract Required Detection Limit	Zn (213.857 nm)	0.50	0.0203 (ppm)	633.5497
6/17/2021 10:04:04	Interference Check Solution A	Ag (328.068 nm)	74.83	0.0001 (ppm)	-114.3134
6/17/2021 10:04:04	Interference Check Solution A	Al (237.312 nm)	0.36	255.0309 o (ppm)	423084.1241
6/17/2021 10:04:04	Interference Check Solution A	As (188.980 nm)	> 100.00	-0.0032 u (ppm)	-6.3222
6/17/2021 10:04:04	Interference Check Solution A	B (249.772 nm)	0.38	0.0439 (ppm)	1988.7949
6/17/2021 10:04:04	Interference Check Solution A	Ba (230.424 nm)	44.73	0.0002 (ppm)	13.9948
6/17/2021 10:04:04	Interference Check Solution A	Be (313.107 nm)	38.83	0.0000 u (ppm)	-571.2670
6/17/2021 10:04:04	Interference Check Solution A	Ca (317.933 nm)	0.69	235.7238 o (ppm)	8468514.6203
6/17/2021 10:04:04	Interference Check Solution A	Cd (214.439 nm)	8.39	-0.0017 Ku (ppm)	-22.1580 K
6/17/2021 10:04:04	Interference Check Solution A	Co (230.786 nm)	20.32	-0.0023 u (ppm)	-18.1757
6/17/2021 10:04:04	Interference Check Solution A	Cr (267.716 nm)	43.46	-0.0007 u (ppm)	38.9347
6/17/2021 10:04:04	Interference Check Solution A	Cu (327.395 nm)	44.81	-0.0004 u (ppm)	-27.1241
6/17/2021 10:04:04	Interference Check Solution A	Fe (234.350 nm)	0.51	94.0520 o (ppm)	763138.6329
6/17/2021 10:04:04	Interference Check Solution A	K (766.491 nm)	18.69	0.0478 (ppm)	192.9017
6/17/2021 10:04:04	Interference Check Solution A	Mg (279.078 nm)	0.51	258.8005 o (ppm)	541766.1472
6/17/2021 10:04:04	Interference Check Solution A	Mn (257.610 nm)	3.80	0.0015 (ppm)	421.7738
6/17/2021 10:04:04	Interference Check Solution A	Mo (202.032 nm)	> 100.00	-0.0014 u (ppm)	-1.8209
6/17/2021 10:04:04	Interference Check Solution A	Na (588.995 nm)	39.47	0.0082 (ppm)	-13965.8048
6/17/2021 10:04:04	Interference Check Solution A	Ni (230.299 nm)	14.55	-0.0025 u (ppm)	-44.5127
6/17/2021 10:04:04	Interference Check Solution A	Pb (220.353 nm)	59.99	-0.0036 u (ppm)	-8.3859
6/17/2021 10:04:04	Interference Check Solution A	Sb (217.582 nm)	> 100.00	-0.0003 u (ppm)	1.5726
6/17/2021 10:04:04	Interference Check Solution A	Se (196.026 nm)	> 100.00	-0.0041 u (ppm)	-5.0524
6/17/2021 10:04:04	Interference Check Solution A	Sn (189.925 nm)	94.31	-0.0061 u (ppm)	-2.7539
6/17/2021 10:04:04	Interference Check Solution A	Sr (216.596 nm)	6.21	0.0144 (ppm)	110.6176
6/17/2021 10:04:04	Interference Check Solution A	Ti (336.122 nm)	3.16	0.0020 (ppm)	-763.8146
6/17/2021 10:04:04	Interference Check Solution A	Tl (351.923 nm)	> 100.00	0.0015 u (ppm)	0.9570
6/17/2021 10:04:04	Interference Check Solution A	V (292.401 nm)	4.59	0.0022 (ppm)	104.1806
6/17/2021 10:04:04	Interference Check Solution A	Y (360.074 nm)	0.13	0.96 (Ratio)	684823.75
6/17/2021 10:04:04	Interference Check Solution A	Y_R (360.074 nm)	0.13	0.96 (Ratio)	684105.71
6/17/2021 10:04:04	Interference Check Solution A	Zn (213.857 nm)	1.89	0.0088 (ppm)	255.4336
6/17/2021 10:07:19	Interference Check Solution AB	Ag (328.068 nm)	0.12	0.2116 (ppm)	14128.5990
6/17/2021 10:07:19	Interference Check Solution AB	Al (237.312 nm)	0.15	255.5201 o (ppm)	423895.7323
6/17/2021 10:07:19	Interference Check Solution AB	As (188.980 nm)	5.12	0.0998 (ppm)	71.1966
6/17/2021 10:07:19	Interference Check Solution AB	B (249.772 nm)	0.75	0.0434 (ppm)	1965.9971
6/17/2021 10:07:19	Interference Check Solution AB	Ba (230.424 nm)	0.35	0.5193 (ppm)	17575.7398

Date Time	Label	Element Label (nm)	%RSD	Unadjusted Conc	Intensity
6/17/2021 10:07:19	Interference Check Solution AB	Be (313.107 nm)	0.18	0.4963 (ppm)	665736.6809
6/17/2021 10:07:19	Interference Check Solution AB	Ca (317.933 nm)	0.33	235.5013 o (ppm)	8460521.0863
6/17/2021 10:07:19	Interference Check Solution AB	Cd (214.439 nm)	0.32	0.9557 (ppm)	17968.3820
6/17/2021 10:07:19	Interference Check Solution AB	Co (230.786 nm)	0.27	0.4865 (ppm)	5370.9174
6/17/2021 10:07:19	Interference Check Solution AB	Cr (267.716 nm)	0.28	0.5012 (ppm)	16098.9922
6/17/2021 10:07:19	Interference Check Solution AB	Cu (327.395 nm)	0.10	0.5315 (ppm)	28477.7893
6/17/2021 10:07:19	Interference Check Solution AB	Fe (234.350 nm)	0.27	94.2000 o (ppm)	764339.7963
6/17/2021 10:07:19	Interference Check Solution AB	K (766.491 nm)	10.29	0.0348 (ppm)	155.5854
6/17/2021 10:07:19	Interference Check Solution AB	Mg (279.078 nm)	0.36	259.6684 o (ppm)	543583.0624
6/17/2021 10:07:19	Interference Check Solution AB	Mn (257.610 nm)	0.33	0.4960 (ppm)	123627.3813
6/17/2021 10:07:19	Interference Check Solution AB	Mo (202.032 nm)	53.38	-0.0017 u (ppm)	-2.8791
6/17/2021 10:07:19	Interference Check Solution AB	Na (588.995 nm)	> 100.00	0.0074 u (ppm)	-13993.6330
6/17/2021 10:07:19	Interference Check Solution AB	Ni (230.299 nm)	0.34	0.9527 (ppm)	8876.2569
6/17/2021 10:07:19	Interference Check Solution AB	Pb (220.353 nm)	6.23	0.0485 (ppm)	103.7037
6/17/2021 10:07:19	Interference Check Solution AB	Sb (217.582 nm)	1.97	0.6108 (ppm)	629.9941
6/17/2021 10:07:19	Interference Check Solution AB	Se (196.026 nm)	2.24	0.0449 (ppm)	21.7070
6/17/2021 10:07:19	Interference Check Solution AB	Sn (189.925 nm)	52.17	-0.0056 u (ppm)	-2.4585
6/17/2021 10:07:19	Interference Check Solution AB	Sr (216.596 nm)	2.82	0.0138 (ppm)	106.1173
6/17/2021 10:07:19	Interference Check Solution AB	Ti (336 122 nm)	2.86	0.0021 (ppm)	-751.1057
6/17/2021 10:07:19	Interference Check Solution AB	Tl (351.923 nm)	3.60	0.1045 (ppm)	180.9031
6/17/2021 10:07:19	Interference Check Solution AB	V (292.401 nm)	0.19	0.4986 (ppm)	13388.4442
6/17/2021 10:07:19	Interference Check Solution AB	Y (360.074 nm)	0.34	0.97 (Ratio)	686358.95
6/17/2021 10:07:19	Interference Check Solution AB	Y_R (360.074 nm)	0.34	0.97 (Ratio)	685637.39
6/17/2021 10:07:19	Interference Check Solution AB	Zn (213.857 nm)	0.28	0.9946 (ppm)	32469.6007
6/17/2021 10:10:35	Continuing Calibration Verification	Ag (328.068 nm)	0.26	0.4877 (ppm)	32727.7278
6/17/2021 10:10:35	Continuing Calibration Verification	Al (237.312 nm)	0.13	9.9144 (ppm)	16445.2457
6/17/2021 10:10:35	Continuing Calibration Verification	As (188.980 nm)	0.66	0.9696 (ppm)	725.2716
6/17/2021 10:10:35	Continuing Calibration Verification	B (249.772 nm)	0.21	2.4823 (ppm)	107459.0862
6/17/2021 10:10:35	Continuing Calibration Verification	Ba (230.424 nm)	0.32	10.1749 (ppm)	344279.9247
6/17/2021 10:10:35	Continuing Calibration Verification	Be (313.107 nm)	0.14	0.2481 (ppm)	332500.2674
6/17/2021 10:10:35	Continuing Calibration Verification	Ca (317.933 nm)	0.52	25.0341 (ppm)	901708.5444
6/17/2021 10:10:35	Continuing Calibration Verification	Cd (214.439 nm)	0.48	0.4928 (ppm)	9269.0644
6/17/2021 10:10:35	Continuing Calibration Verification	Co (230.786 nm)	0.35	2.5001 (ppm)	27574.8745
6/17/2021 10:10:35	Continuing Calibration Verification	Cr (267.716 nm)	0.45	0.5064 (ppm)	16263.9571
6/17/2021 10:10:35	Continuing Calibration Verification	Cu (327.395 nm)	0.23	1.2251 (ppm)	65652.2009
6/17/2021 10:10:35	Continuing Calibration Verification	Fe (234.350 nm)	0.31	5.0270 (ppm)	40844.5750
6/17/2021 10:10:35	Continuing Calibration Verification	K (766.491 nm)	0.32	24.3746 (ppm)	70067.1611
6/17/2021 10:10:35	Continuing Calibration Verification	Mg (279.078 nm)	0.35	24.7832 (ppm)	51876.9921
6/17/2021 10:10:35	Continuing Calibration Verification	Mn (257.610 nm)	0.27	0.7469 (ppm)	186140.8385
6/17/2021 10:10:35	Continuing Calibration Verification	Mo (202.032 nm)	0.74	2.5043 (ppm)	9336.7999
6/17/2021 10:10:35	Continuing Calibration Verification	Na (588.995 nm)	0.38	24.6700 (ppm)	868177.8755
6/17/2021 10:10:35	Continuing Calibration Verification	Ni (230.299 nm)	0.47	1.9740 (ppm)	18413.7241
6/17/2021 10:10:35	Continuing Calibration Verification	Pb (220.353 nm)	0.42	0.5010 (ppm)	1077.3335
6/17/2021 10:10:35	Continuing Calibration Verification	Sb (217.582 nm)	0.19	4.8872 (ppm)	5028.0997
6/17/2021 10:10:35	Continuing Calibration Verification	Se (196.026 nm)	0.52	0.4755 (ppm)	256.8438
6/17/2021 10:10:35	Continuing Calibration Verification	Sn (189.925 nm)	0.81	4.9659 (ppm)	2887.6452
6/17/2021 10:10:35	Continuing Calibration Verification	Sr (216.596 nm)	0.64	2.5231 (ppm)	19410.3287
6/17/2021 10:10:35	Continuing Calibration Verification	Ti (336.122 nm)	0.27	2.5521 (ppm)	468502.7936
6/17/2021 10:10:35	Continuing Calibration Verification	Tl (351.923 nm)	0.33	0.9899 (ppm)	1727.5563
6/17/2021 10:10:35	Continuing Calibration Verification	V (292.401 nm)	0.33	2.5252 (ppm)	67631.0397
6/17/2021 10:10:35	Continuing Calibration Verification	Y (360.074 nm)	0.10	1.02 (Ratio)	722765.08

Date Time	Label	Element Label (nm)	%RSD	Unadjusted Conc	Intensity
6/17/2021 10:10:35	Continuing Calibration Verification	Y_R (360.074 nm)	0.10	1.02 (Ratio)	722024.27
6/17/2021 10:10:35	Continuing Calibration Verification	Zn (213.857 nm)	0.35	0.9746 (ppm)	31817.5878
6/17/2021 10:13:50	Continuing Calibration Blank	Ag (328.068 nm)	> 100.00	0.0000 u (ppm)	-124.9016
6/17/2021 10:13:50	Continuing Calibration Blank	Al (237.312 nm)	68.24	0.0014 (ppm)	-0.1489
6/17/2021 10:13:50	Continuing Calibration Blank	As (188.980 nm)	48.15	0.0035 (ppm)	-1.2241
6/17/2021 10:13:50	Continuing Calibration Blank	B (249.772 nm)	16.61	0.0026 (ppm)	202.8739
6/17/2021 10:13:50	Continuing Calibration Blank	Ba (230.424 nm)	> 100.00	0.0001 (ppm)	8.8856
6/17/2021 10:13:50	Continuing Calibration Blank	Be (313.107 nm)	51.80	0.0000 (ppm)	-528.0084
6/17/2021 10:13:50	Continuing Calibration Blank	Ca (317.933 nm)	1.65	0.0008 (ppm)	2650.8088
6/17/2021 10:13:50	Continuing Calibration Blank	Cd (214.439 nm)	> 100.00	0.0001 u (ppm)	11.0092
6/17/2021 10:13:50	Continuing Calibration Blank	Co (230.786 nm)	70.89	-0.0001 u (ppm)	6.0626
6/17/2021 10:13:50	Continuing Calibration Blank	Cr (267.716 nm)	> 100.00	-0.0001 u (ppm)	55.8516
6/17/2021 10:13:50	Continuing Calibration Blank	Cu (327.395 nm)	> 100.00	0.0002 u (ppm)	5.2932
6/17/2021 10:13:50	Continuing Calibration Blank	Fe (234.350 nm)	13.48	-0.0009 u (ppm)	51.3419
6/17/2021 10:13:50	Continuing Calibration Blank	K (766.491 nm)	12.93	0.0380 (ppm)	164.6875
6/17/2021 10:13:50	Continuing Calibration Blank	Mg (279.078 nm)	> 100.00	-0.0004 u (ppm)	-4.8593
6/17/2021 10:13:50	Continuing Calibration Blank	Mn (257.610 nm)	32.09	0.0000 (ppm)	67.3613
6/17/2021 10:13:50	Continuing Calibration Blank	Mo (202.032 nm)	23.07	0.0039 (ppm)	17.8103
6/17/2021 10:13:50	Continuing Calibration Blank	Na (588.995 nm)	18.95	0.0129 (ppm)	-13797.6804
6/17/2021 10:13:50	Continuing Calibration Blank	Ni (230.299 nm)	> 100.00	0.0002 u (ppm)	-19.5005
6/17/2021 10:13:50	Continuing Calibration Blank	Pb (220.353 nm)	20.94	0.0016 (ppm)	2.7224
6/17/2021 10:13:50	Continuing Calibration Blank	Sb (217.582 nm)	57.50	0.0051 (ppm)	7.1337
6/17/2021 10:13:50	Continuing Calibration Blank	Se (196.026 nm)	> 100.00	0.0013 u (ppm)	-2.0568
6/17/2021 10:13:50	Continuing Calibration Blank	Sn (189.925 nm)	21.41	-0.0041 u (ppm)	-1.5756
6/17/2021 10:13:50	Continuing Calibration Blank	Sr (216.596 nm)	95.18	-0.0003 u (ppm)	-2.3599
6/17/2021 10:13:50	Continuing Calibration Blank	Ti (336.122 nm)	10.95	0.0013 (ppm)	-898.1046
6/17/2021 10:13:50	Continuing Calibration Blank	Tl (351.923 nm)	> 100.00	-0.0030 u (ppm)	-6.8670
6/17/2021 10:13:50	Continuing Calibration Blank	V (292.401 nm)	> 100.00	0.0000 u (ppm)	44.6275
6/17/2021 10:13:50	Continuing Calibration Blank	Y (360.074 nm)	0.11	1.03 (Ratio)	728648.34
6/17/2021 10:13:50	Continuing Calibration Blank	Y_R (360.074 nm)	0.11	1.03 (Ratio)	727936.27
6/17/2021 10:13:50	Continuing Calibration Blank	Zn (213.857 nm)	47.01	0.0002 (ppm)	-26.5103
6/17/2021 10:17:04	PBS-381380	Ag (328.068 nm)	> 100.00	0.0000 u (ppm)	-122.2119
6/17/2021 10:17:04	PBS-381380	Al (237.312 nm)	72.14	0.0024 (ppm)	1.4927
6/17/2021 10:17:04	PBS-381380	As (188.980 nm)	> 100.00	0.0027 u (ppm)	-1.8906
6/17/2021 10:17:04	PBS-381380	B (249.772 nm)	10.87	0.0021 (ppm)	178.9890
6/17/2021 10:17:04	PBS-381380	Ba (230.424 nm)	24.19	-0.0001 u (ppm)	4.7150
6/17/2021 10:17:04	PBS-381380	Be (313.107 nm)	33.47	0.0000 (ppm)	-521.6937
6/17/2021 10:17:04	PBS-381380	Ca (317.933 nm)	5.63	0.0063 (ppm)	2847.3299
6/17/2021 10:17:04	PBS-381380	Cd (214.439 nm)	41.27	0.0003 (ppm)	15.3380
6/17/2021 10:17:04	PBS-381380	Co (230.786 nm)	> 100.00	0.0002 u (ppm)	8.9861
6/17/2021 10:17:04	PBS-381380	Cr (267.716 nm)	6.35	-0.0010 u (ppm)	28.3249
6/17/2021 10:17:04	PBS-381380	Cu (327.395 nm)	57.39	0.0008 (ppm)	39.4400
6/17/2021 10:17:04	PBS-381380	Fe (234.350 nm)	8.30	-0.0040 u (ppm)	26.6589
6/17/2021 10:17:04	PBS-381380	K (766.491 nm)	17.97	0.0242 (ppm)	124.9725
6/17/2021 10:17:04	PBS-381380	Mg (279.078 nm)	72.87	0.0022 (ppm)	0.6556
6/17/2021 10:17:04	PBS-381380	Mn (257.610 nm)	30.18	0.0001 (ppm)	76.2610
6/17/2021 10:17:04	PBS-381380	Mo (202.032 nm)	> 100.00	0.0002 u (ppm)	4.0643
6/17/2021 10:17:04	PBS-381380	Na (588.995 nm)	15.23	0.0166 (ppm)	-13665.6960
6/17/2021 10:17:04	PBS-381380	Ni (230.299 nm)	41.73	-0.0017 u (ppm)	-37.0355
6/17/2021 10:17:04	PBS-381380	Pb (220.353 nm)	> 100.00	0.0003 u (ppm)	-0.0183
6/17/2021 10:17:04	PBS-381380	Sb (217.582 nm)	> 100.00	0.0009 u (ppm)	2.8023

Date Time	Label	Element Label (nm)	%RSD	Unadjusted Conc	Intensity
6/17/2021 10:17:04	PBS-381380	Se (196.026 nm)	47.11	-0.0061 u (ppm)	-6.1121
6/17/2021 10:17:04	PBS-381380	Sn (189.925 nm)	8.64	0.0225 (ppm)	13.8521
6/17/2021 10:17:04	PBS-381380	Sr (216.596 nm)	78.49	0.0005 (ppm)	3.3413
6/17/2021 10:17:04	PBS-381380	Ti (336.122 nm)	3.67	-0.0010 u (ppm)	-1322.0056
6/17/2021 10:17:04	PBS-381380	Tl (351.923 nm)	> 100.00	-0.0003 u (ppm)	-2.1865
6/17/2021 10:17:04	PBS-381380	V (292.401 nm)	> 100.00	0.0002 u (ppm)	50.4295
6/17/2021 10:17:04	PBS-381380	Y (360.074 nm)	0.18	1.03 (Ratio)	733359.14
6/17/2021 10:17:04	PBS-381380	Y_R (360.074 nm)	0.18	1.03 (Ratio)	732645.39
6/17/2021 10:17:04	PBS-381380	Zn (213.857 nm)	21.66	0.0003 (ppm)	-21.7498
6/17/2021 10:20:20	LCSS-381380	Ag (328.068 nm)	0.39	0.0485 (ppm)	3142.8680
6/17/2021 10:20:20	LCSS-381380	Al (237.312 nm)	0.25	1.9736 (ppm)	3271.6675
6/17/2021 10:20:20	LCSS-381380	As (188.980 nm)	3.05	0.0364 (ppm)	23.4885
6/17/2021 10:20:20	LCSS-381380	B (249.772 nm)	0.19	0.9644 (ppm)	41804.1775
6/17/2021 10:20:20	LCSS-381380	Ba (230.424 nm)	0.06	2.0686 (ppm)	69997.2510
6/17/2021 10:20:20	LCSS-381380	Be (313.107 nm)	0.14	0.0500 (ppm)	66593.3605
6/17/2021 10:20:20	LCSS-381380	Ca (317.933 nm)	0.33	2.0473 (ppm)	76151.0217
6/17/2021 10:20:20	LCSS-381380	Cd (214.439 nm)	0.81	0.0515 (ppm)	977.4823
6/17/2021 10:20:20	LCSS-381380	Co (230.786 nm)	0.35	0.5145 (ppm)	5680.3661
6/17/2021 10:20:20	LCSS-381380	Cr (267.716 nm)	0.12	0.2062 (ppm)	6657.2958
6/17/2021 10:20:20	LCSS-381380	Cu (327.395 nm)	0.27	0.2554 (ppm)	13680.6824
6/17/2021 10:20:20	LCSS-381380	Fe (234.350 nm)	0.20	1.0145 (ppm)	8289.9299
6/17/2021 10:20:20	LCSS-381380	K (766.491 nm)	0.05	19.2331 (ppm)	55299.0671
6/17/2021 10:20:20	LCSS-381380	Mg (279.078 nm)	0.21	1.9686 (ppm)	4117.1674
6/17/2021 10:20:20	LCSS-381380	Mn (257.610 nm)	0.20	0.5033 (ppm)	125454.2525
6/17/2021 10:20:20	LCSS-381380	Mo (202.032 nm)	0.77	0.5000 (ppm)	1866.8775
6/17/2021 10:20:20	LCSS-381380	Na (588.995 nm)	0.21	19.6371 (ppm)	688154.2914
6/17/2021 10:20:20	LCSS-381380	Ni (230.299 nm)	0.44	0.5101 (ppm)	4742.0313
6/17/2021 10:20:20	LCSS-381380	Pb (220.353 nm)	0.59	0.5072 (ppm)	1090.6746
6/17/2021 10:20:20	LCSS-381380	Sb (217.582 nm)	0.66	0.4779 (ppm)	493.3732
6/17/2021 10:20:20	LCSS-381380	Se (196.026 nm)	0.89	0.8741 (ppm)	474.4501
6/17/2021 10:20:20	LCSS-381380	Sn (189.925 nm)	0.52	4.9178 (ppm)	2859.7273
6/17/2021 10:20:20	LCSS-381380	Sr (216.596 nm)	0.66	1.9877 (ppm)	15291.9597
6/17/2021 10:20:20	LCSS-381380	Ti (336.122 nm)	0.22	0.5155 (ppm)	93726.2228
6/17/2021 10:20:20	LCSS-381380	Tl (351.923 nm)	0.20	1.8659 (ppm)	3257.7142
6/17/2021 10:20:20	LCSS-381380	V (292.401 nm)	0.23	0.5055 (ppm)	13572.7427
6/17/2021 10:20:20	LCSS-381380	Y (360.074 nm)	0.27	1.03 (Ratio)	732607.20
6/17/2021 10:20:20	LCSS-381380	Y_R (360.074 nm)	0.27	1.03 (Ratio)	731877.43
6/17/2021 10:20:20	LCSS-381380	Zn (213.857 nm)	0.36	0.4966 (ppm)	16196.9242
6/17/2021 10:23:34	R2105651-001	Ag (328.068 nm)	> 100.00	0.0000 u (ppm)	-122.7167
6/17/2021 10:23:34	R2105651-001	Al (237.312 nm)	10.92	0.0145 (ppm)	21.6707
6/17/2021 10:23:34	R2105651-001	As (188.980 nm)	58.37	0.0046 (ppm)	-0.4616
6/17/2021 10:23:34	R2105651-001	B (249.772 nm)	8.67	0.0033 (ppm)	231.8819
6/17/2021 10:23:34	R2105651-001	Ba (230.424 nm)	39.33	-0.0009 u (ppm)	-23.8527
6/17/2021 10:23:34	R2105651-001	Be (313.107 nm)	87.24	0.0000 (ppm)	-529.2159
6/17/2021 10:23:34	R2105651-001	Ca (317.933 nm)	1.69	0.0060 (ppm)	2837.7182
6/17/2021 10:23:34	R2105651-001	Cd (214.439 nm)	69.49	0.0003 (ppm)	15.0462
6/17/2021 10:23:34	R2105651-001	Co (230.786 nm)	35.69	0.0008 (ppm)	15.0345
6/17/2021 10:23:34	R2105651-001	Cr (267.716 nm)	14.58	-0.0010 u (ppm)	28.2304
6/17/2021 10:23:34	R2105651-001	Cu (327.395 nm)	57.12	0.0005 (ppm)	19.9632
6/17/2021 10:23:34	R2105651-001	Fe (234.350 nm)	42.57	0.0015 (ppm)	70.6910
6/17/2021 10:23:34	R2105651-001	K (766.491 nm)	26.93	0.0387 (ppm)	166.7124

Date Time	Label	Element Label (nm)	%RSD	Unadjusted Conc	Intensity
6/17/2021 10:23:34	R2105651-001	Mg (279.078 nm)	56.60	0.0021 (ppm)	0.4023
6/17/2021 10:23:34	R2105651-001	Mn (257.610 nm)	29.43	0.0001 (ppm)	81.5844
6/17/2021 10:23:34	R2105651-001	Mo (202.032 nm)	> 100.00	0.0000 u (ppm)	3.4480
6/17/2021 10:23:34	R2105651-001	Na (588.995 nm)	8.60	0.0325 (ppm)	-13096.9761
6/17/2021 10:23:34	R2105651-001	Ni (230.299 nm)	0.78	-0.0669 u (ppm)	-646.0483
6/17/2021 10:23:34	R2105651-001	Pb (220.353 nm)	16.19	-0.0056 u (ppm)	-12.7097
6/17/2021 10:23:34	R2105651-001	Sb (217.582 nm)	23.17	-0.0096 u (ppm)	-7.9779
6/17/2021 10:23:34	R2105651-001	Se (196.026 nm)	> 100.00	-0.0017 u (ppm)	-3.7284
6/17/2021 10:23:34	R2105651-001	Sn (189.925 nm)	6.01	0.0306 (ppm)	18.5879
6/17/2021 10:23:34	R2105651-001	Sr (216.596 nm)	20.61	0.0011 (ppm)	8.5715
6/17/2021 10:23:34	R2105651-001	Ti (336.122 nm)	7.41	-0.0006 u (ppm)	-1254.5635
6/17/2021 10:23:34	R2105651-001	Tl (351.923 nm)	26.77	0.0045 (ppm)	6.1691
6/17/2021 10:23:34	R2105651-001	V (292.401 nm)	> 100.00	0.0000 u (ppm)	45.0426
6/17/2021 10:23:34	R2105651-001	Y (360.074 nm)	0.07	1.05 (Ratio)	744400.54
6/17/2021 10:23:34	R2105651-001	Y_R (360.074 nm)	0.07	1.05 (Ratio)	743668.80
6/17/2021 10:23:34	R2105651-001	Zn (213.857 nm)	68.27	-0.0001 u (ppm)	-35.6093
6/17/2021 10:26:50	R2105651-002	Ag (328.068 nm)	68.02	0.0001 (ppm)	-113.3140
6/17/2021 10:26:50	R2105651-002	Al (237.312 nm)	5.06	0.0546 (ppm)	88.1478
6/17/2021 10:26:50	R2105651-002	As (188.980 nm)	30.12	0.0063 (ppm)	0.8597
6/17/2021 10:26:50	R2105651-002	B (249.772 nm)	0.35	0.0694 (ppm)	3091.2288
6/17/2021 10:26:50	R2105651-002	Ba (230.424 nm)	8.85	0.0020 (ppm)	75.1933
6/17/2021 10:26:50	R2105651-002	Be (313.107 nm)	14.25	0.0000 (ppm)	-516.4964
6/17/2021 10:26:50	R2105651-002	Ca (317.933 nm)	0.45	1.3445 (ppm)	50908.6306
6/17/2021 10:26:50	R2105651-002	Cd (214.439 nm)	> 100.00	0.0001 u (ppm)	11.1149
6/17/2021 10:26:50	R2105651-002	Co (230.786 nm)	4.87	0.0102 (ppm)	119.5053
6/17/2021 10:26:50	R2105651-002	Cr (267.716 nm)	0.40	0.3925 (ppm)	12618.9054
6/17/2021 10:26:50	R2105651-002	Cu (327.395 nm)	0.28	0.1389 (ppm)	7439.5973
6/17/2021 10:26:50	R2105651-002	Fe (234.350 nm)	0.68	146.7814 o (ppm)	1190952.4336
6/17/2021 10:26:50	R2105651-002	K (766.491 nm)	3.81	0.1797 (ppm)	571.8215
6/17/2021 10:26:50	R2105651-002	Mg (279.078 nm)	3.11	0.0277 (ppm)	54.1402
6/17/2021 10:26:50	R2105651-002	Mn (257.610 nm)	0.41	2.3855 o (ppm)	594375.0167
6/17/2021 10:26:50	R2105651-002	Mo (202.032 nm)	0.96	0.0115 (ppm)	46.1127
6/17/2021 10:26:50	R2105651-002	Na (588.995 nm)	0.28	21.8344 (ppm)	766751.7295
6/17/2021 10:26:50	R2105651-002	Ni (230.299 nm)	1.05	0.1312 (ppm)	1203.7203
6/17/2021 10:26:50	R2105651-002	Pb (220.353 nm)	37.60	0.0029 (ppm)	5.5011
6/17/2021 10:26:50	R2105651-002	Sb (217.582 nm)	> 100.00	-0.0022 u (ppm)	-0.4587
6/17/2021 10:26:50	R2105651-002	Se (196.026 nm)	> 100.00	-0.0035 u (ppm)	-4.7199
6/17/2021 10:26:50	R2105651-002	Sn (189.925 nm)	7.88	0.0364 (ppm)	21.9368
6/17/2021 10:26:50	R2105651-002	Sr (216.596 nm)	2.21	0.0237 (ppm)	182.0671
6/17/2021 10:26:50	R2105651-002	Ti (336.122 nm)	0.45	0.0457 (ppm)	7272.9740
6/17/2021 10:26:50	R2105651-002	Tl (351.923 nm)	40.50	-0.0121 u (ppm)	-22.6729
6/17/2021 10:26:50	R2105651-002	V (292.401 nm)	0.34	0.0067 (ppm)	222.9099
6/17/2021 10:26:50	R2105651-002	Y (360.074 nm)	0.12	1.04 (Ratio)	735856.98
6/17/2021 10:26:50	R2105651-002	Y_R (360.074 nm)	0.12	1.04 (Ratio)	735062.37
6/17/2021 10:26:50	R2105651-002	Zn (213.857 nm)	1.64	0.2296 (ppm)	7472.5930
6/17/2021 10:30:05	R2105651-003	Ag (328.068 nm)	18.47	-0.0002 u (ppm)	-135.1445
6/17/2021 10:30:05	R2105651-003	Al (237.312 nm)	0.16	50.9973 o (ppm)	84600.1172
6/17/2021 10:30:05	R2105651-003	As (188.980 nm)	20.32	0.0087 (ppm)	2.6212
6/17/2021 10:30:05	R2105651-003	B (249.772 nm)	0.39	0.3280 (ppm)	14279.0925
6/17/2021 10:30:05	R2105651-003	Ba (230.424 nm)	0.13	0.0249 (ppm)	850.1710
6/17/2021 10:30:05	R2105651-003	Be (313.107 nm)	17.84	-0.0001 u (ppm)	-614.7802

Date Time	Label	Element Label (nm)	%RSD	Unadjusted Conc	Intensity
6/17/2021 10:30:05	R2105651-003	Ca (317.933 nm)	0.40	1.6841 (ppm)	63107.3575
6/17/2021 10:30:05	R2105651-003	Cd (214.439 nm)	> 100.00	-0.0001 u (ppm)	8.4468
6/17/2021 10:30:05	R2105651-003	Co (230.786 nm)	1.61	0.0112 (ppm)	129.8231
6/17/2021 10:30:05	R2105651-003	Cr (267.716 nm)	0.33	0.0486 (ppm)	1615.9898
6/17/2021 10:30:05	R2105651-003	Cu (327.395 nm)	0.65	9.4506 o (ppm)	506500.6961
6/17/2021 10:30:05	R2105651-003	Fe (234.350 nm)	0.36	6.3267 (ppm)	51389.8364
6/17/2021 10:30:05	R2105651-003	K (766.491 nm)	22.67	0.0333 (ppm)	151.1556
6/17/2021 10:30:05	R2105651-003	Mg (279.078 nm)	0.28	0.3260 (ppm)	678.4375
6/17/2021 10:30:05	R2105651-003	Mn (257.610 nm)	0.25	1.3031 (ppm)	324709.9580
6/17/2021 10:30:05	R2105651-003	Mo (202.032 nm)	24.63	0.0039 (ppm)	17.7071
6/17/2021 10:30:05	R2105651-003	Na (588.995 nm)	1.42	0.3106 (ppm)	-3146.3166
6/17/2021 10:30:05	R2105651-003	Ni (230.299 nm)	2.85	-0.0351 u (ppm)	-349.4183
6/17/2021 10:30:05	R2105651-003	Pb (220.353 nm)	29.41	0.0052 (ppm)	10.4693
6/17/2021 10:30:05	R2105651-003	Sb (217.582 nm)	> 100.00	-0.0001 u (ppm)	1.7100
6/17/2021 10:30:05	R2105651-003	Se (196.026 nm)	1.44	0.0910 (ppm)	46.8826
6/17/2021 10:30:05	R2105651-003	Sn (189.925 nm)	1.94	0.0760 (ppm)	44.9598
6/17/2021 10:30:05	R2105651-003	Sr (216.596 nm)	3.41	0.0202 (ppm)	155.1853
6/17/2021 10:30:05	R2105651-003	Tl (336.122 nm)	0.36	0.2511 (ppm)	45070.1488
6/17/2021 10:30:05	R2105651-003	Tl (351.923 nm)	10.66	-0.0148 u (ppm)	-27.5031
6/17/2021 10:30:05	R2105651-003	V (292.401 nm)	0.82	0.0197 (ppm)	571.6814
6/17/2021 10:30:05	R2105651-003	Y (360.074 nm)	0.25	1.05 (Ratio)	748319.40
6/17/2021 10:30:05	R2105651-003	Y_R (360.074 nm)	0.25	1.05 (Ratio)	747480.79
6/17/2021 10:30:05	R2105651-003	Zn (213.857 nm)	0.99	3.3736 o (ppm)	110210.2144
6/17/2021 10:33:22	R2105686-004	Ag (328.068 nm)	20.54	-0.0001 u (ppm)	-129.5982
6/17/2021 10:33:22	R2105686-004	Al (237.312 nm)	0.38	51.0507 o (ppm)	84688.7988
6/17/2021 10:33:22	R2105686-004	As (188.980 nm)	1.30	0.3314 (ppm)	245.3211
6/17/2021 10:33:22	R2105686-004	B (249.772 nm)	0.34	0.1649 (ppm)	7222.9988
6/17/2021 10:33:22	R2105686-004	Ba (230.424 nm)	0.69	0.3645 (ppm)	12341.3278
6/17/2021 10:33:22	R2105686-004	Be (313.107 nm)	0.63	0.0021 (ppm)	2280.1953
6/17/2021 10:33:22	R2105686-004	Ca (317.933 nm)	0.10	5.1047 (ppm)	185955.0523
6/17/2021 10:33:22	R2105686-004	Cd (214.439 nm)	13.45	0.0004 (ppm)	17.1752
6/17/2021 10:33:22	R2105686-004	Co (230.786 nm)	0.84	0.0432 (ppm)	483.3524
6/17/2021 10:33:22	R2105686-004	Cr (267.716 nm)	0.45	0.0659 (ppm)	2169.2408
6/17/2021 10:33:22	R2105686-004	Cu (327.395 nm)	0.19	0.0940 (ppm)	5032.1867
6/17/2021 10:33:22	R2105686-004	Fe (234.350 nm)	0.19	296.4681 o (ppm)	2405418.1178
6/17/2021 10:33:22	R2105686-004	K (766.491 nm)	1.13	6.1677 (ppm)	17771.0270
6/17/2021 10:33:22	R2105686-004	Mg (279.078 nm)	0.14	16.7042 (ppm)	34964.4156
6/17/2021 10:33:22	R2105686-004	Mn (257.610 nm)	0.12	3.8255 o (ppm)	953131.8428
6/17/2021 10:33:22	R2105686-004	Mo (202.032 nm)	> 100.00	0.0003 (ppm)	4.2752
6/17/2021 10:33:22	R2105686-004	Na (588.995 nm)	2.94	0.2963 (ppm)	-3659.6181
6/17/2021 10:33:22	R2105686-004	Ni (230.299 nm)	0.55	0.0940 (ppm)	856.2537
6/17/2021 10:33:22	R2105686-004	Pb (220.353 nm)	2.92	0.0969 (ppm)	207.7812
6/17/2021 10:33:22	R2105686-004	Sb (217.582 nm)	> 100.00	-0.0128 u (ppm)	-11.3427
6/17/2021 10:33:22	R2105686-004	Se (196.026 nm)	67.37	-0.0125 u (ppm)	-8.5938
6/17/2021 10:33:22	R2105686-004	Sn (189.925 nm)	19.64	0.0284 (ppm)	17.2973
6/17/2021 10:33:22	R2105686-004	Sr (216.596 nm)	1.08	0.0852 (ppm)	654.9770
6/17/2021 10:33:22	R2105686-004	Tl (336.122 nm)	3.15	0.3539 (ppm)	63977.6881
6/17/2021 10:33:22	R2105686-004	Tl (351.923 nm)	19.00	-0.0281 u (ppm)	-50.7206
6/17/2021 10:33:22	R2105686-004	V (292.401 nm)	0.61	0.0798 (ppm)	2178.7892
6/17/2021 10:33:22	R2105686-004	Y (360.074 nm)	0.44	1.04 (Ratio)	742349.74
6/17/2021 10:33:22	R2105686-004	Y_R (360.074 nm)	0.44	1.04 (Ratio)	741448.99

Date Time	Label	Element Label (nm)	%RSD	Unadjusted Conc	Intensity
6/17/2021 10:33:22	R2105686-004	Zn (213.857 nm)	0.90	0.2949 (ppm)	9603.8946
6/17/2021 10:36:38	R2105718-001	Ag (328.068 nm)	57.63	-0.0002 u (ppm)	-133.8399
6/17/2021 10:36:38	R2105718-001	Al (237.312 nm)	6.54	0.0384 (ppm)	61.2795
6/17/2021 10:36:38	R2105718-001	As (188.980 nm)	75.58	0.0022 (ppm)	-2.2653
6/17/2021 10:36:38	R2105718-001	B (249.772 nm)	0.66	0.0098 (ppm)	512.3126
6/17/2021 10:36:38	R2105718-001	Ba (230.424 nm)	0.33	0.0441 (ppm)	1499.0234
6/17/2021 10:36:38	R2105718-001	Be (313.107 nm)	22.69	0.0000 (ppm)	-504.3770
6/17/2021 10:36:38	R2105718-001	Ca (317.933 nm)	0.32	0.9648 (ppm)	37274.5952
6/17/2021 10:36:38	R2105718-001	Cd (214.439 nm)	2.59	0.0041 (ppm)	86.3759
6/17/2021 10:36:38	R2105718-001	Co (230.786 nm)	> 100.00	0.0000 u (ppm)	6.4802
6/17/2021 10:36:38	R2105718-001	Cr (267.716 nm)	0.31	0.0235 (ppm)	813.2385
6/17/2021 10:36:38	R2105718-001	Cu (327.395 nm)	0.56	0.1427 (ppm)	7644.3875
6/17/2021 10:36:38	R2105718-001	Fe (234.350 nm)	0.27	0.8117 (ppm)	6644.7802
6/17/2021 10:36:38	R2105718-001	K (766.491 nm)	13.13	0.0390 (ppm)	167.6642
6/17/2021 10:36:38	R2105718-001	Mg (279.078 nm)	2.02	0.1362 (ppm)	281.1475
6/17/2021 10:36:38	R2105718-001	Mn (257.610 nm)	0.20	2.1896 o (ppm)	545573.7790
6/17/2021 10:36:38	R2105718-001	Mo (202.032 nm)	0.87	0.0261 (ppm)	100.4747
6/17/2021 10:36:38	R2105718-001	Na (588.995 nm)	1.83	0.1817 (ppm)	-7757.9502
6/17/2021 10:36:38	R2105718-001	Ni (230.299 nm)	> 100.00	0.0003 u (ppm)	-18.2205
6/17/2021 10:36:38	R2105718-001	Pb (220.353 nm)	0.10	3.9759 o (ppm)	8555.6170
6/17/2021 10:36:38	R2105718-001	Sb (217.582 nm)	> 100.00	0.0020 u (ppm)	3.9548
6/17/2021 10:36:38	R2105718-001	Se (196.026 nm)	55.45	-0.0080 u (ppm)	-7.1461
6/17/2021 10:36:38	R2105718-001	Sn (189.925 nm)	7.63	0.0272 (ppm)	16.5998
6/17/2021 10:36:38	R2105718-001	Sr (216.596 nm)	1.84	0.0019 (ppm)	14.3495
6/17/2021 10:36:38	R2105718-001	Ti (336.122 nm)	7.15	-0.0009 u (ppm)	-1302.2873
6/17/2021 10:36:38	R2105718-001	Tl (351.923 nm)	84.65	-0.0059 u (ppm)	-11.8344
6/17/2021 10:36:38	R2105718-001	V (292.401 nm)	50.71	0.0003 (ppm)	52.8141
6/17/2021 10:36:38	R2105718-001	Y (360.074 nm)	0.29	1.04 (Ratio)	742239.52
6/17/2021 10:36:38	R2105718-001	Y_R (360.074 nm)	0.28	1.04 (Ratio)	741324.16
6/17/2021 10:36:38	R2105718-001	Zn (213.857 nm)	1.09	1.4684 (ppm)	47952.6863
6/17/2021 10:39:53	R2105729-001	Ag (328.068 nm)	2.94	0.0037 (ppm)	124.1560
6/17/2021 10:39:53	R2105729-001	Al (237.312 nm)	0.63	9.6322 (ppm)	15976.9565
6/17/2021 10:39:53	R2105729-001	As (188.980 nm)	22.25	0.0079 (ppm)	2.0402
6/17/2021 10:39:53	R2105729-001	B (249.772 nm)	1.84	0.1726 (ppm)	7554.5727
6/17/2021 10:39:53	R2105729-001	Ba (230.424 nm)	0.22	0.7303 (ppm)	24715.0261
6/17/2021 10:39:53	R2105729-001	Be (313.107 nm)	0.49	0.0003 (ppm)	-132.7759
6/17/2021 10:39:53	R2105729-001	Ca (317.933 nm)	0.43	62.2988 o (ppm)	2240050.5998
6/17/2021 10:39:53	R2105729-001	Cd (214.439 nm)	5.02	0.0020 (ppm)	46.6221
6/17/2021 10:39:53	R2105729-001	Co (230.786 nm)	23.57	0.0024 (ppm)	32.7820
6/17/2021 10:39:53	R2105729-001	Cr (267.716 nm)	0.31	0.0862 (ppm)	2818.8621
6/17/2021 10:39:53	R2105729-001	Cu (327.395 nm)	0.09	0.8183 (ppm)	43849.3440
6/17/2021 10:39:53	R2105729-001	Fe (234.350 nm)	0.34	78.5450 o (ppm)	637324.6258
6/17/2021 10:39:53	R2105729-001	K (766.491 nm)	0.44	6.3104 (ppm)	18180.9678
6/17/2021 10:39:53	R2105729-001	Mg (279.078 nm)	0.20	8.5957 (ppm)	17990.2112
6/17/2021 10:39:53	R2105729-001	Mn (257.610 nm)	0.17	0.2815 (ppm)	70193.5957
6/17/2021 10:39:53	R2105729-001	Mo (202.032 nm)	3.41	0.0198 (ppm)	76.9409
6/17/2021 10:39:53	R2105729-001	Na (588.995 nm)	0.74	1.9018 (ppm)	53769.2693
6/17/2021 10:39:53	R2105729-001	Ni (230.299 nm)	3.07	0.0155 (ppm)	123.8562
6/17/2021 10:39:53	R2105729-001	Pb (220.353 nm)	2.31	0.0305 (ppm)	64.9471
6/17/2021 10:39:53	R2105729-001	Sb (217.582 nm)	> 100.00	0.0028 (ppm)	4.7659
6/17/2021 10:39:53	R2105729-001	Se (196.026 nm)	> 100.00	0.0002 u (ppm)	-2.6612

Date Time	Label	Element Label (nm)	%RSD	Unadjusted Conc	Intensity
6/17/2021 10:39:53	R2105729-001	Sn (189.925 nm)	3.26	0.0849 (ppm)	50.1275
6/17/2021 10:39:53	R2105729-001	Sr (216.596 nm)	0.29	1.1001 (ppm)	8462.8762
6/17/2021 10:39:53	R2105729-001	Ti (336.122 nm)	2.58	0.8768 (ppm)	160204.0964
6/17/2021 10:39:53	R2105729-001	Tl (351.923 nm)	> 100.00	-0.0005 u (ppm)	-2.4015
6/17/2021 10:39:53	R2105729-001	V (292.401 nm)	0.12	0.0218 (ppm)	627.8995
6/17/2021 10:39:53	R2105729-001	Y (360.074 nm)	0.31	1.04 (Ratio)	740486.77
6/17/2021 10:39:53	R2105729-001	Y_R (360.074 nm)	0.31	1.04 (Ratio)	739526.16
6/17/2021 10:39:53	R2105729-001	Zn (213.857 nm)	0.34	1.0629 (ppm)	34703.8145
6/17/2021 10:43:08	R2105731-001	Ag (328.068 nm)	1.92	0.0041 (ppm)	151.0290
6/17/2021 10:43:08	R2105731-001	Al (237.312 nm)	0.49	6.0290 (ppm)	9999.4431
6/17/2021 10:43:08	R2105731-001	As (188.980 nm)	39.33	0.0138 (ppm)	6.4774
6/17/2021 10:43:08	R2105731-001	B (249.772 nm)	0.25	0.1052 (ppm)	4639.9466
6/17/2021 10:43:08	R2105731-001	Ba (230.424 nm)	1.05	1.1376 (ppm)	38499.2272
6/17/2021 10:43:08	R2105731-001	Be (313.107 nm)	6.16	0.0001 (ppm)	-418.7774
6/17/2021 10:43:08	R2105731-001	Ca (317.933 nm)	0.77	87.6629 o (ppm)	3150987.7480
6/17/2021 10:43:08	R2105731-001	Cd (214.439 nm)	8.59	0.0028 (ppm)	62.4187
6/17/2021 10:43:08	R2105731-001	Co (230.786 nm)	> 100.00	0.0006 u (ppm)	12.7363
6/17/2021 10:43:08	R2105731-001	Cr (267.716 nm)	0.19	0.1696 (ppm)	5486.3350
6/17/2021 10:43:08	R2105731-001	Cu (327.395 nm)	0.45	1.6501 (ppm)	88431.9039
6/17/2021 10:43:08	R2105731-001	Fe (234.350 nm)	0.52	151.5145 o (ppm)	1229353.8217
6/17/2021 10:43:08	R2105731-001	K (766.491 nm)	0.20	2.1645 (ppm)	6272.5791
6/17/2021 10:43:08	R2105731-001	Mg (279.078 nm)	0.42	10.9679 (ppm)	22956.1541
6/17/2021 10:43:08	R2105731-001	Mn (257.610 nm)	0.48	0.7344 (ppm)	183027.1128
6/17/2021 10:43:08	R2105731-001	Mo (202.032 nm)	2.98	0.0236 (ppm)	91.1985
6/17/2021 10:43:08	R2105731-001	Na (588.995 nm)	0.36	1.4611 (ppm)	38005.7745
6/17/2021 10:43:08	R2105731-001	Ni (230.299 nm)	2.53	0.0250 (ppm)	211.9483
6/17/2021 10:43:08	R2105731-001	Pb (220.353 nm)	6.32	0.0328 (ppm)	69.9150
6/17/2021 10:43:08	R2105731-001	Sb (217.582 nm)	> 100.00	0.0007 u (ppm)	2.5539
6/17/2021 10:43:08	R2105731-001	Se (196.026 nm)	> 100.00	0.0036 u (ppm)	-0.8272
6/17/2021 10:43:08	R2105731-001	Sn (189.925 nm)	1.98	0.1383 (ppm)	81.1860
6/17/2021 10:43:08	R2105731-001	Sr (216.596 nm)	0.77	0.5788 (ppm)	4452.6630
6/17/2021 10:43:08	R2105731-001	Ti (336.122 nm)	2.97	1.2799 (ppm)	234392.1974
6/17/2021 10:43:08	R2105731-001	Tl (351.923 nm)	68.98	-0.0104 u (ppm)	-19.7620
6/17/2021 10:43:08	R2105731-001	V (292.401 nm)	2.17	0.0213 (ppm)	615.3639
6/17/2021 10:43:08	R2105731-001	Y (360.074 nm)	0.06	1.03 (Ratio)	734864.12
6/17/2021 10:43:08	R2105731-001	Y_R (360.074 nm)	0.06	1.03 (Ratio)	733882.82
6/17/2021 10:43:08	R2105731-001	Zn (213.857 nm)	0.76	2.0371 (ppm)	66538.8459
6/17/2021 10:46:25	R2105815-001	Ag (328.068 nm)	12.27	0.0004 (ppm)	-92.9811
6/17/2021 10:46:25	R2105815-001	Al (237.312 nm)	1.23	124.0761 o (ppm)	205835.1673
6/17/2021 10:46:25	R2105815-001	As (188.980 nm)	7.37	0.0752 (ppm)	52.6515
6/17/2021 10:46:25	R2105815-001	B (249.772 nm)	1.07	0.1623 (ppm)	7107.8116
6/17/2021 10:46:25	R2105815-001	Ba (230.424 nm)	0.53	0.8332 (ppm)	28198.4233
6/17/2021 10:46:25	R2105815-001	Be (313.107 nm)	0.62	0.0052 (ppm)	6484.0378
6/17/2021 10:46:25	R2105815-001	Ca (317.933 nm)	0.37	8.9991 (ppm)	325819.1366
6/17/2021 10:46:25	R2105815-001	Cd (214.439 nm)	15.27	0.0030 (ppm)	65.8265
6/17/2021 10:46:25	R2105815-001	Co (230.786 nm)	1.39	0.0841 (ppm)	934.1214
6/17/2021 10:46:25	R2105815-001	Cr (267.716 nm)	0.78	0.1631 (ppm)	5278.0840
6/17/2021 10:46:25	R2105815-001	Cu (327.395 nm)	0.31	0.3780 (ppm)	20251.3851
6/17/2021 10:46:25	R2105815-001	Fe (234.350 nm)	0.43	196.0207 o (ppm)	1590449.6422
6/17/2021 10:46:25	R2105815-001	K (766.491 nm)	2.64	25.0214 (ppm)	71925.0073
6/17/2021 10:46:25	R2105815-001	Mg (279.078 nm)	0.36	32.4588 (ppm)	67945.0114

Date Time	Label	Element Label (nm)	%RSD	Unadjusted Conc	Intensity
6/17/2021 10:46:25	R2105815-001	Mn (257.610 nm)	0.52	3.1818 o (ppm)	792746.8629
6/17/2021 10:46:25	R2105815-001	Mo (202.032 nm)	14.40	0.0043 (ppm)	19.2955
6/17/2021 10:46:25	R2105815-001	Na (588.995 nm)	4.54	1.6289 (ppm)	44006.0379
6/17/2021 10:46:25	R2105815-001	Ni (230.299 nm)	1.83	0.1751 (ppm)	1614.0544
6/17/2021 10:46:25	R2105815-001	Pb (220.353 nm)	1.28	0.2611 (ppm)	561.1298
6/17/2021 10:46:25	R2105815-001	Sb (217.582 nm)	> 100.00	-0.0079 u (ppm)	-6.3099
6/17/2021 10:46:25	R2105815-001	Se (196.026 nm)	97.89	-0.0033 u (ppm)	-4.5984
6/17/2021 10:46:25	R2105815-001	Sn (189.925 nm)	10.75	0.0422 (ppm)	25.3176
6/17/2021 10:46:25	R2105815-001	Sr (216.596 nm)	2.46	0.1524 (ppm)	1172.4039
6/17/2021 10:46:25	R2105815-001	Ti (336.122 nm)	4.47	2.2030 (ppm)	404262.5051
6/17/2021 10:46:25	R2105815-001	Tl (351.923 nm)	65.60	-0.0180 u (ppm)	-33.0597
6/17/2021 10:46:25	R2105815-001	V (292.401 nm)	1.53	0.1770 (ppm)	4782.3387
6/17/2021 10:46:25	R2105815-001	Y (360.074 nm)	0.46	1.06 (Ratio)	753005.77
6/17/2021 10:46:25	R2105815-001	Y_R (360.074 nm)	0.46	1.06 (Ratio)	751986.71
6/17/2021 10:46:25	R2105815-001	Zn (213.857 nm)	0.52	1.9036 (ppm)	62174.0762
6/17/2021 10:49:40	Continuing Calibration Verification	Ag (328.068 nm)	0.35	0.4861 (ppm)	32621.8821
6/17/2021 10:49:40	Continuing Calibration Verification	Al (237.312 nm)	0.28	9.8331 (ppm)	16310.2446
6/17/2021 10:49:40	Continuing Calibration Verification	As (188.980 nm)	0.33	0.9502 (ppm)	710.6986
6/17/2021 10:49:40	Continuing Calibration Verification	B (249.772 nm)	0.51	2.4304 (ppm)	105212.2361
6/17/2021 10:49:40	Continuing Calibration Verification	Ba (230.424 nm)	0.40	10.1539 (ppm)	343569.0035
6/17/2021 10:49:40	Continuing Calibration Verification	Be (313.107 nm)	0.59	0.2446 (ppm)	327834.0614
6/17/2021 10:49:40	Continuing Calibration Verification	Ca (317.933 nm)	0.45	24.9331 (ppm)	898081.5270
6/17/2021 10:49:40	Continuing Calibration Verification	Cd (214.439 nm)	0.46	0.4920 (ppm)	9255.6757
6/17/2021 10:49:40	Continuing Calibration Verification	Co (230.786 nm)	0.49	2.4930 (ppm)	27497.5662
6/17/2021 10:49:40	Continuing Calibration Verification	Cr (267.716 nm)	0.49	0.5034 (ppm)	16167.7799
6/17/2021 10:49:40	Continuing Calibration Verification	Cu (327.395 nm)	0.36	1.2154 (ppm)	65132.5987
6/17/2021 10:49:40	Continuing Calibration Verification	Fe (234.350 nm)	0.46	5.0195 (ppm)	40783.8417
6/17/2021 10:49:40	Continuing Calibration Verification	K (766.491 nm)	0.28	23.9278 (ppm)	68783.6924
6/17/2021 10:49:40	Continuing Calibration Verification	Mg (279.078 nm)	0.48	24.6548 (ppm)	51608.1075
6/17/2021 10:49:40	Continuing Calibration Verification	Mn (257.610 nm)	0.46	0.7425 (ppm)	185042.0768
6/17/2021 10:49:40	Continuing Calibration Verification	Mo (202.032 nm)	0.72	2.4838 (ppm)	9260.4093
6/17/2021 10:49:40	Continuing Calibration Verification	Na (588.995 nm)	0.51	24.7177 (ppm)	869884.5957
6/17/2021 10:49:40	Continuing Calibration Verification	Ni (230.299 nm)	0.44	1.9704 (ppm)	18380.0064
6/17/2021 10:49:40	Continuing Calibration Verification	Pb (220.353 nm)	0.32	0.4984 (ppm)	1071.8203
6/17/2021 10:49:40	Continuing Calibration Verification	Sb (217.582 nm)	0.40	4.8913 (ppm)	5032.3364
6/17/2021 10:49:40	Continuing Calibration Verification	Se (196.026 nm)	0.15	0.4782 (ppm)	258.2885
6/17/2021 10:49:40	Continuing Calibration Verification	Sn (189.925 nm)	0.23	4.9244 (ppm)	2863.5401
6/17/2021 10:49:40	Continuing Calibration Verification	Sr (216.596 nm)	0.32	2.5248 (ppm)	19423.9141
6/17/2021 10:49:40	Continuing Calibration Verification	Ti (336.122 nm)	0.41	2.5426 (ppm)	466753.5648
6/17/2021 10:49:40	Continuing Calibration Verification	Tl (351.923 nm)	0.50	0.9472 (ppm)	1652.8989
6/17/2021 10:49:40	Continuing Calibration Verification	V (292.401 nm)	0.46	2.5213 (ppm)	67527.8420
6/17/2021 10:49:40	Continuing Calibration Verification	Y (360.074 nm)	0.22	1.03 (Ratio)	733166.02
6/17/2021 10:49:40	Continuing Calibration Verification	Y_R (360.074 nm)	0.22	1.03 (Ratio)	732174.25
6/17/2021 10:49:40	Continuing Calibration Verification	Zn (213.857 nm)	0.43	0.9714 (ppm)	31710.9034
6/17/2021 10:52:56	Continuing Calibration Blank	Ag (328.068 nm)	37.37	-0.0002 u (ppm)	-133.9962
6/17/2021 10:52:56	Continuing Calibration Blank	Al (237.312 nm)	98.65	0.0024 (ppm)	1.4834
6/17/2021 10:52:56	Continuing Calibration Blank	As (188.980 nm)	59.08	0.0026 (ppm)	-1.9215
6/17/2021 10:52:56	Continuing Calibration Blank	B (249.772 nm)	28.70	0.0023 (ppm)	189.5256
6/17/2021 10:52:56	Continuing Calibration Blank	Ba (230.424 nm)	> 100.00	0.0001 u (ppm)	9.3871
6/17/2021 10:52:56	Continuing Calibration Blank	Be (313.107 nm)	30.79	0.0000 (ppm)	-525.5703
6/17/2021 10:52:56	Continuing Calibration Blank	Ca (317.933 nm)	3.56	0.0049 (ppm)	2799.8708

Date Time	Label	Element Label (nm)	%RSD	Unadjusted Conc	Intensity
6/17/2021 10:52:56	Continuing Calibration Blank	Cd (214.439 nm)	71.44	0.0002 (ppm)	14.2067
6/17/2021 10:52:56	Continuing Calibration Blank	Co (230.786 nm)	15.61	0.0004 (ppm)	11.0362
6/17/2021 10:52:56	Continuing Calibration Blank	Cr (267.716 nm)	56.11	-0.0003 u (ppm)	50.9072
6/17/2021 10:52:56	Continuing Calibration Blank	Cu (327.395 nm)	65.69	0.0006 (ppm)	25.6411
6/17/2021 10:52:56	Continuing Calibration Blank	Fe (234.350 nm)	63.97	0.0012 (ppm)	68.3879
6/17/2021 10:52:56	Continuing Calibration Blank	K (766.491 nm)	13.30	0.0542 (ppm)	211.0707
6/17/2021 10:52:56	Continuing Calibration Blank	Mg (279.078 nm)	> 100.00	0.0007 u (ppm)	-2.5203
6/17/2021 10:52:56	Continuing Calibration Blank	Mn (257.610 nm)	> 100.00	0.0000 u (ppm)	61.0127
6/17/2021 10:52:56	Continuing Calibration Blank	Mo (202.032 nm)	39.61	0.0031 (ppm)	14.9618
6/17/2021 10:52:56	Continuing Calibration Blank	Na (588.995 nm)	21.55	0.0276 (ppm)	-13271.8059
6/17/2021 10:52:56	Continuing Calibration Blank	Ni (230.299 nm)	> 100.00	0.0000 u (ppm)	-21.2838
6/17/2021 10:52:56	Continuing Calibration Blank	Pb (220.353 nm)	> 100.00	-0.0004 u (ppm)	-1.5010
6/17/2021 10:52:56	Continuing Calibration Blank	Sb (217.582 nm)	27.13	0.0053 (ppm)	7.3399
6/17/2021 10:52:56	Continuing Calibration Blank	Se (196.026 nm)	62.51	-0.0028 u (ppm)	-4.3318
6/17/2021 10:52:56	Continuing Calibration Blank	Sn (189.925 nm)	41.35	-0.0038 u (ppm)	-1.4228
6/17/2021 10:52:56	Continuing Calibration Blank	Sr (216.596 nm)	> 100.00	-0.0003 u (ppm)	-2.6369
6/17/2021 10:52:56	Continuing Calibration Blank	Ti (336.122 nm)	14.97	0.0020 (ppm)	-780.6721
6/17/2021 10:52:56	Continuing Calibration Blank	Tl (351.923 nm)	> 100.00	0.0012 u (ppm)	0.4437
6/17/2021 10:52:56	Continuing Calibration Blank	V (292.401 nm)	> 100.00	0.0000 u (ppm)	44.0162
6/17/2021 10:52:56	Continuing Calibration Blank	Y (360.074 nm)	0.18	1.04 (Ratio)	738115.03
6/17/2021 10:52:56	Continuing Calibration Blank	Y_R (360.074 nm)	0.18	1.04 (Ratio)	737109.30
6/17/2021 10:52:56	Continuing Calibration Blank	Zn (213.857 nm)	> 100.00	0.0000 u (ppm)	-31.6452
6/17/2021 10:56:12	R2105815-001L	Ag (328.068 nm)	92.52	-0.0002 u (ppm)	-133.8071
6/17/2021 10:56:12	R2105815-001L	Al (237.312 nm)	3.22	33.4885 o (ppm)	55553.6580
6/17/2021 10:56:12	R2105815-001L	As (188.980 nm)	3.57	0.0183 (ppm)	9.9007
6/17/2021 10:56:12	R2105815-001L	B (249.772 nm)	2.71	0.0444 (ppm)	2011.5172
6/17/2021 10:56:12	R2105815-001L	Ba (230.424 nm)	3.22	0.2248 (ppm)	7612.1882
6/17/2021 10:56:12	R2105815-001L	Be (313.107 nm)	1.97	0.0013 (ppm)	1235.4424
6/17/2021 10:56:12	R2105815-001L	Ca (317.933 nm)	1.25	1.9537 (ppm)	72789.5735
6/17/2021 10:56:12	R2105815-001L	Cd (214.439 nm)	22.78	0.0007 (ppm)	23.0112
6/17/2021 10:56:12	R2105815-001L	Co (230.786 nm)	2.34	0.0183 (ppm)	208.6893
6/17/2021 10:56:12	R2105815-001L	Cr (267.716 nm)	2.73	0.0424 (ppm)	1417.2960
6/17/2021 10:56:12	R2105815-001L	Cu (327.395 nm)	1.12	0.0774 (ppm)	4144.3647
6/17/2021 10:56:12	R2105815-001L	Fe (234.350 nm)	1.40	45.9846 o (ppm)	373149.2333
6/17/2021 10:56:12	R2105815-001L	K (766.491 nm)	4.72	8.0946 (ppm)	23305.7152
6/17/2021 10:56:12	R2105815-001L	Mg (279.078 nm)	1.75	7.2612 (ppm)	15196.6113
6/17/2021 10:56:12	R2105815-001L	Mn (257.610 nm)	1.25	0.7013 (ppm)	174786.8323
6/17/2021 10:56:12	R2105815-001L	Mo (202.032 nm)	76.78	0.0006 (ppm)	5.7149
6/17/2021 10:56:12	R2105815-001L	Na (588.995 nm)	7.90	0.5913 (ppm)	6892.3480
6/17/2021 10:56:12	R2105815-001L	Ni (230.299 nm)	1.75	0.0365 (ppm)	319.9145
6/17/2021 10:56:12	R2105815-001L	Pb (220.353 nm)	5.65	0.0557 (ppm)	119.1385
6/17/2021 10:56:12	R2105815-001L	Sb (217.582 nm)	> 100.00	-0.0001 u (ppm)	1.7003
6/17/2021 10:56:12	R2105815-001L	Se (196.026 nm)	> 100.00	-0.0010 u (ppm)	-3.3288
6/17/2021 10:56:12	R2105815-001L	Sn (189.925 nm)	54.12	0.0047 (ppm)	3.5242
6/17/2021 10:56:12	R2105815-001L	Sr (216.596 nm)	5.31	0.0475 (ppm)	365.5277
6/17/2021 10:56:12	R2105815-001L	Ti (336.122 nm)	6.37	0.9505 (ppm)	173766.1843
6/17/2021 10:56:12	R2105815-001L	Tl (351.923 nm)	48.27	-0.0066 u (ppm)	-13.0718
6/17/2021 10:56:12	R2105815-001L	V (292.401 nm)	4.14	0.0510 (ppm)	1409.4747
6/17/2021 10:56:12	R2105815-001L	Y (360.074 nm)	0.11	1.05 (Ratio)	745106.34
6/17/2021 10:56:12	R2105815-001L	Y_R (360.074 nm)	0.11	1.05 (Ratio)	744067.63
6/17/2021 10:56:12	R2105815-001L	Zn (213.857 nm)	1.70	0.4163 (ppm)	13572.2664

Date Time	Label	Element Label (nm)	%RSD	Unadjusted Conc	Intensity
6/17/2021 10:59:28	R2105853-001	Ag (328.068 nm)	15.25	0.0010 (ppm)	-56.2684
6/17/2021 10:59:28	R2105853-001	Al (237.312 nm)	0.28	95.6242 o (ppm)	158634.4816
6/17/2021 10:59:28	R2105853-001	As (188.980 nm)	3.30	0.0681 (ppm)	47.3391
6/17/2021 10:59:28	R2105853-001	B (249.772 nm)	0.28	0.1922 (ppm)	8403.4514
6/17/2021 10:59:28	R2105853-001	Ba (230.424 nm)	0.65	0.6385 (ppm)	21608.9851
6/17/2021 10:59:28	R2105853-001	Be (313.107 nm)	0.51	0.0057 (ppm)	7075.6614
6/17/2021 10:59:28	R2105853-001	Ca (317.933 nm)	1.30	156.7842 o (ppm)	5633440.1222
6/17/2021 10:59:28	R2105853-001	Cd (214.439 nm)	1.29	0.0062 (ppm)	125.4488
6/17/2021 10:59:28	R2105853-001	Co (230.786 nm)	1.29	0.0570 (ppm)	634.8222
6/17/2021 10:59:28	R2105853-001	Cr (267.716 nm)	0.54	0.5154 (ppm)	16552.9709
6/17/2021 10:59:28	R2105853-001	Cu (327.395 nm)	0.44	0.3066 (ppm)	16424.4821
6/17/2021 10:59:28	R2105853-001	Fe (234.350 nm)	0.47	236.9791 o (ppm)	1922761.3486
6/17/2021 10:59:28	R2105853-001	K (766.491 nm)	0.53	12.8276 (ppm)	36900.5222
6/17/2021 10:59:28	R2105853-001	Mg (279.078 nm)	0.52	48.2389 (ppm)	100978.8782
6/17/2021 10:59:28	R2105853-001	Mn (257.610 nm)	0.68	14.0861 o (ppm)	3509389.1526
6/17/2021 10:59:28	R2105853-001	Mo (202.032 nm)	4.69	0.0200 (ppm)	77.8795
6/17/2021 10:59:28	R2105853-001	Na (588.995 nm)	1.26	1.2007 (ppm)	28691.3608
6/17/2021 10:59:28	R2105853-001	Ni (230.299 nm)	0.88	0.1793 (ppm)	1653.0618
6/17/2021 10:59:28	R2105853-001	Pb (220.353 nm)	0.90	0.8662 (ppm)	1863.2631
6/17/2021 10:59:28	R2105853-001	Sb (217.582 nm)	70.55	0.0066 (ppm)	8.6839
6/17/2021 10:59:28	R2105853-001	Se (196.026 nm)	> 100.00	0.0019 u (ppm)	-1.7252
6/17/2021 10:59:28	R2105853-001	Sn (189.925 nm)	2.42	0.1604 (ppm)	94.0188
6/17/2021 10:59:28	R2105853-001	Sr (216.596 nm)	0.41	0.2480 (ppm)	1908.0916
6/17/2021 10:59:28	R2105853-001	Ti (336.122 nm)	0.80	2.0440 (ppm)	375007.2121
6/17/2021 10:59:28	R2105853-001	Tl (351.923 nm)	27.91	-0.0165 u (ppm)	-30.5139
6/17/2021 10:59:28	R2105853-001	V (292.401 nm)	0.54	0.4152 (ppm)	11156.2459
6/17/2021 10:59:28	R2105853-001	Y (360.074 nm)	0.37	1.05 (Ratio)	745573.08
6/17/2021 10:59:28	R2105853-001	Y_R (360.074 nm)	0.37	1.05 (Ratio)	744479.76
6/17/2021 10:59:28	R2105853-001	Zn (213.857 nm)	0.65	1.4576 (ppm)	47600.0692
6/17/2021 11:02:44	R2105853-002	Ag (328.068 nm)	13.03	0.0006 (ppm)	-84.2332
6/17/2021 11:02:44	R2105853-002	Al (237.312 nm)	0.07	84.2407 o (ppm)	139749.6563
6/17/2021 11:02:44	R2105853-002	As (188.980 nm)	6.96	0.0630 (ppm)	43.4853
6/17/2021 11:02:44	R2105853-002	B (249.772 nm)	0.22	0.2157 (ppm)	9418.5075
6/17/2021 11:02:44	R2105853-002	Ba (230.424 nm)	0.11	0.7149 (ppm)	24195.9285
6/17/2021 11:02:44	R2105853-002	Be (313.107 nm)	0.46	0.0055 (ppm)	6850.8967
6/17/2021 11:02:44	R2105853-002	Ca (317.933 nm)	0.38	221.9349 o (ppm)	7973291.0010
6/17/2021 11:02:44	R2105853-002	Cd (214.439 nm)	4.49	0.0060 (ppm)	122.7377
6/17/2021 11:02:44	R2105853-002	Co (230.786 nm)	0.65	0.0424 (ppm)	473.9624
6/17/2021 11:02:44	R2105853-002	Cr (267.716 nm)	0.22	0.6132 (ppm)	19680.3857
6/17/2021 11:02:44	R2105853-002	Cu (327.395 nm)	0.30	0.2996 (ppm)	16053.5355
6/17/2021 11:02:44	R2105853-002	Fe (234.350 nm)	0.04	268.8241 o (ppm)	2181131.7943
6/17/2021 11:02:44	R2105853-002	K (766.491 nm)	0.10	9.9682 (ppm)	28687.2639
6/17/2021 11:02:44	R2105853-002	Mg (279.078 nm)	0.19	52.8889 (ppm)	110713.0407
6/17/2021 11:02:44	R2105853-002	Mn (257.610 nm)	0.28	16.2366 o (ppm)	4045153.6586
6/17/2021 11:02:44	R2105853-002	Mo (202.032 nm)	3.42	0.0261 (ppm)	100.7633
6/17/2021 11:02:44	R2105853-002	Na (588.995 nm)	0.99	0.8637 (ppm)	16637.4256
6/17/2021 11:02:44	R2105853-002	Ni (230.299 nm)	1.22	0.1500 (ppm)	1379.8056
6/17/2021 11:02:44	R2105853-002	Pb (220.353 nm)	0.42	0.8315 (ppm)	1788.7649
6/17/2021 11:02:44	R2105853-002	Sb (217.582 nm)	71.14	-0.0102 u (ppm)	-8.6493
6/17/2021 11:02:44	R2105853-002	Se (196.026 nm)	> 100.00	0.0003 u (ppm)	-2.6230
6/17/2021 11:02:44	R2105853-002	Sn (189.925 nm)	3.37	0.0470 (ppm)	28.1040

Date Time	Label	Element Label (nm)	%RSD	Unadjusted Conc	Intensity
6/17/2021 11:02:44	R2105853-002	Sr (216.596 nm)	0.50	0.3426 (ppm)	2635.8791
6/17/2021 11:02:44	R2105853-002	Ti (336.122 nm)	0.19	2.3529 (ppm)	431839.7115
6/17/2021 11:02:44	R2105853-002	Tl (351.923 nm)	11.09	-0.0251 u (ppm)	-45.4450
6/17/2021 11:02:44	R2105853-002	V (292.401 nm)	0.29	0.4590 (ppm)	12328.0024
6/17/2021 11:02:44	R2105853-002	Y (360.074 nm)	0.28	1.05 (Ratio)	744363.91
6/17/2021 11:02:44	R2105853-002	Y_R (360.074 nm)	0.28	1.05 (Ratio)	743255.29
6/17/2021 11:02:44	R2105853-002	Zn (213.857 nm)	0.36	1.2912 (ppm)	42163.6428
6/17/2021 11:06:00	R2105853-003	Ag (328.068 nm)	5.23	0.0021 (ppm)	18.9650
6/17/2021 11:06:00	R2105853-003	Al (237.312 nm)	0.06	84.9986 o (ppm)	141007.0108
6/17/2021 11:06:00	R2105853-003	As (188.980 nm)	0.20	0.0856 (ppm)	60.4820
6/17/2021 11:06:00	R2105853-003	B (249.772 nm)	0.30	0.1476 (ppm)	6475.5264
6/17/2021 11:06:00	R2105853-003	Ba (230.424 nm)	0.27	0.9113 (ppm)	30839.2380
6/17/2021 11:06:00	R2105853-003	Be (313.107 nm)	0.44	0.0051 (ppm)	6371.3156
6/17/2021 11:06:00	R2105853-003	Ca (317.933 nm)	0.24	182.5468 o (ppm)	6558689.8351
6/17/2021 11:06:00	R2105853-003	Cd (214.439 nm)	1.96	0.0165 (ppm)	319.3927
6/17/2021 11:06:00	R2105853-003	Co (230.786 nm)	1.14	0.0446 (ppm)	498.8260
6/17/2021 11:06:00	R2105853-003	Cr (267.716 nm)	0.38	0.2760 (ppm)	8890.4081
6/17/2021 11:06:00	R2105853-003	Cu (327.395 nm)	0.23	0.3844 (ppm)	20593.8402
6/17/2021 11:06:00	R2105853-003	Fe (234.350 nm)	0.16	200.9643 o (ppm)	1630559.3645
6/17/2021 11:06:00	R2105853-003	K (766.491 nm)	0.17	6.1163 (ppm)	17623.4246
6/17/2021 11:06:00	R2105853-003	Mg (279.078 nm)	0.18	16.7401 (ppm)	35039.5854
6/17/2021 11:06:00	R2105853-003	Mn (257.610 nm)	0.14	6.1433 o (ppm)	1530551.4396
6/17/2021 11:06:00	R2105853-003	Mo (202.032 nm)	8.46	0.0156 (ppm)	61.6052
6/17/2021 11:06:00	R2105853-003	Na (588.995 nm)	0.99	1.2626 (ppm)	30903.1056
6/17/2021 11:06:00	R2105853-003	Ni (230.299 nm)	0.29	0.1404 (ppm)	1290.1976
6/17/2021 11:06:00	R2105853-003	Pb (220.353 nm)	0.22	5.7039 o (ppm)	12274.3434
6/17/2021 11:06:00	R2105853-003	Sb (217.582 nm)	62.93	-0.0065 u (ppm)	-4.8461
6/17/2021 11:06:00	R2105853-003	Se (196.026 nm)	> 100.00	-0.0012 u (ppm)	-3.4563
6/17/2021 11:06:00	R2105853-003	Sn (189.925 nm)	2.29	0.1153 (ppm)	67.8247
6/17/2021 11:06:00	R2105853-003	Sr (216.596 nm)	0.58	0.2409 (ppm)	1853.2757
6/17/2021 11:06:00	R2105853-003	Ti (336.122 nm)	0.53	1.5686 (ppm)	287515.1642
6/17/2021 11:06:00	R2105853-003	Tl (351.923 nm)	3.95	-0.0206 u (ppm)	-37.6167
6/17/2021 11:06:00	R2105853-003	V (292.401 nm)	0.17	0.2819 (ppm)	7587.8687
6/17/2021 11:06:00	R2105853-003	Y (360.074 nm)	0.29	1.04 (Ratio)	741333.37
6/17/2021 11:06:00	R2105853-003	Y_R (360.074 nm)	0.29	1.04 (Ratio)	740240.49
6/17/2021 11:06:00	R2105853-003	Zn (213.857 nm)	0.36	4.3968 o (ppm)	143648.7571
6/17/2021 11:09:15	R2105853-004	Ag (328.068 nm)	4.53	0.0025 (ppm)	49.7093
6/17/2021 11:09:15	R2105853-004	Al (237.312 nm)	0.03	91.6971 o (ppm)	152119.5977
6/17/2021 11:09:15	R2105853-004	As (188.980 nm)	1.67	0.0972 (ppm)	69.2372
6/17/2021 11:09:15	R2105853-004	B (249.772 nm)	0.18	0.1610 (ppm)	7051.7582
6/17/2021 11:09:15	R2105853-004	Ba (230.424 nm)	0.30	1.4375 (ppm)	48643.5865
6/17/2021 11:09:15	R2105853-004	Be (313.107 nm)	0.03	0.0060 (ppm)	7578.5364
6/17/2021 11:09:15	R2105853-004	Ca (317.933 nm)	0.13	89.9313 o (ppm)	3232454.4831
6/17/2021 11:09:15	R2105853-004	Cd (214.439 nm)	2.31	0.0142 (ppm)	276.7802
6/17/2021 11:09:15	R2105853-004	Co (230.786 nm)	2.52	0.0351 (ppm)	393.5287
6/17/2021 11:09:15	R2105853-004	Cr (267.716 nm)	0.12	0.2215 (ppm)	7146.5765
6/17/2021 11:09:15	R2105853-004	Cu (327.395 nm)	0.18	0.3897 (ppm)	20878.2124
6/17/2021 11:09:15	R2105853-004	Fe (234.350 nm)	0.28	162.0547 o (ppm)	1314870.9915
6/17/2021 11:09:15	R2105853-004	K (766.491 nm)	0.45	5.7430 (ppm)	16551.3275
6/17/2021 11:09:15	R2105853-004	Mg (279.078 nm)	0.15	17.3535 (ppm)	36323.6414
6/17/2021 11:09:15	R2105853-004	Mn (257.610 nm)	0.22	4.1891 o (ppm)	1043701.0563

Date Time	Label	Element Label (nm)	%RSD	Unadjusted Conc	Intensity
6/17/2021 11:09:15	R2105853-004	Mo (202.032 nm)	7.26	0.0140 (ppm)	55.6740
6/17/2021 11:09:15	R2105853-004	Na (588.995 nm)	0.32	0.9652 (ppm)	20266.1416
6/17/2021 11:09:15	R2105853-004	Ni (230.299 nm)	0.45	0.1149 (ppm)	1051.4426
6/17/2021 11:09:15	R2105853-004	Pb (220.353 nm)	0.10	5.1786 o (ppm)	11143.7699
6/17/2021 11:09:15	R2105853-004	Sb (217.582 nm)	> 100.00	-0.0006 u (ppm)	1.2063
6/17/2021 11:09:15	R2105853-004	Se (196.026 nm)	> 100.00	-0.0043 u (ppm)	-5.1638
6/17/2021 11:09:15	R2105853-004	Sn (189.925 nm)	2.28	0.1284 (ppm)	75.4371
6/17/2021 11:09:15	R2105853-004	Sr (216.596 nm)	0.43	0.3050 (ppm)	2346.3675
6/17/2021 11:09:15	R2105853-004	Ti (336.122 nm)	0.83	1.5713 (ppm)	288006.4153
6/17/2021 11:09:15	R2105853-004	Tl (351.923 nm)	31.87	-0.0119 u (ppm)	-22.4352
6/17/2021 11:09:15	R2105853-004	V (292.401 nm)	0.08	0.1945 (ppm)	5251.0947
6/17/2021 11:09:15	R2105853-004	Y (360.074 nm)	0.11	1.05 (Ratio)	745533.44
6/17/2021 11:09:15	R2105853-004	Y_R (360.074 nm)	0.11	1.05 (Ratio)	744447.28
6/17/2021 11:09:15	R2105853-004	Zn (213.857 nm)	0.23	4.3424 o (ppm)	141870.1536
6/17/2021 11:12:30	R2105887-001	Ag (328.068 nm)	77.36	-0.0004 u (ppm)	-145.6857
6/17/2021 11:12:30	R2105887-001	Al (237.312 nm)	0.75	44.5304 o (ppm)	73871.7495
6/17/2021 11:12:30	R2105887-001	As (188.980 nm)	7.29	0.0223 (ppm)	12.9033
6/17/2021 11:12:30	R2105887-001	B (249.772 nm)	0.75	0.1055 (ppm)	4652.3225
6/17/2021 11:12:30	R2105887-001	Ba (230.424 nm)	1.55	0.3364 (ppm)	11387.9779
6/17/2021 11:12:30	R2105887-001	Be (313.107 nm)	0.51	0.0018 (ppm)	1933.8663
6/17/2021 11:12:30	R2105887-001	Ca (317.933 nm)	0.51	321.4424 o (ppm)	11547049.9097
6/17/2021 11:12:30	R2105887-001	Cd (214.439 nm)	30.09	0.0006 (ppm)	20.2925
6/17/2021 11:12:30	R2105887-001	Co (230.786 nm)	2.80	0.0310 (ppm)	348.6477
6/17/2021 11:12:30	R2105887-001	Cr (267.716 nm)	0.30	0.0608 (ppm)	2006.6807
6/17/2021 11:12:30	R2105887-001	Cu (327.395 nm)	0.48	0.0833 (ppm)	4459.3856
6/17/2021 11:12:30	R2105887-001	Fe (234.350 nm)	0.27	89.1241 o (ppm)	723156.5569
6/17/2021 11:12:30	R2105887-001	K (766.491 nm)	1.59	11.5010 (ppm)	33090.0517
6/17/2021 11:12:30	R2105887-001	Mg (279.078 nm)	0.39	70.7889 o (ppm)	148184.7538
6/17/2021 11:12:30	R2105887-001	Mn (257.610 nm)	0.32	3.3222 o (ppm)	827734.8618
6/17/2021 11:12:30	R2105887-001	Mo (202.032 nm)	> 100.00	-0.0004 u (ppm)	1.6517
6/17/2021 11:12:30	R2105887-001	Na (588.995 nm)	3.32	1.3427 (ppm)	33770.1238
6/17/2021 11:12:30	R2105887-001	Ni (230.299 nm)	1.61	0.0546 (ppm)	489.1021
6/17/2021 11:12:30	R2105887-001	Pb (220.353 nm)	8.70	0.0317 (ppm)	67.4073
6/17/2021 11:12:30	R2105887-001	Sb (217.582 nm)	> 100.00	-0.0030 u (ppm)	-1.2375
6/17/2021 11:12:30	R2105887-001	Se (196.026 nm)	> 100.00	-0.0042 u (ppm)	-5.0870
6/17/2021 11:12:30	R2105887-001	Sn (189.925 nm)	12.33	0.0172 (ppm)	10.7688
6/17/2021 11:12:30	R2105887-001	Sr (216.596 nm)	0.71	0.4465 (ppm)	3434.9603
6/17/2021 11:12:30	R2105887-001	Ti (336.122 nm)	1.57	1.7421 (ppm)	319443.8524
6/17/2021 11:12:30	R2105887-001	Tl (351.923 nm)	59.58	-0.0051 u (ppm)	-10.4354
6/17/2021 11:12:30	R2105887-001	V (292.401 nm)	0.61	0.1200 (ppm)	3255.6394
6/17/2021 11:12:30	R2105887-001	Y (360.074 nm)	0.27	1.05 (Ratio)	743813.21
6/17/2021 11:12:30	R2105887-001	Y_R (360.074 nm)	0.27	1.05 (Ratio)	742697.52
6/17/2021 11:12:30	R2105887-001	Zn (213.857 nm)	0.43	0.1823 (ppm)	5925.4864
6/17/2021 11:15:44	R2105887-005	Ag (328.068 nm)	43.25	-0.0004 u (ppm)	-145.6854
6/17/2021 11:15:44	R2105887-005	Al (237.312 nm)	0.15	50.3071 o (ppm)	83455.1939
6/17/2021 11:15:44	R2105887-005	As (188.980 nm)	25.11	0.0277 (ppm)	16.9334
6/17/2021 11:15:44	R2105887-005	B (249.772 nm)	0.22	0.1067 (ppm)	4706.3004
6/17/2021 11:15:44	R2105887-005	Ba (230.424 nm)	0.54	0.3777 (ppm)	12784.7376
6/17/2021 11:15:44	R2105887-005	Be (313.107 nm)	0.13	0.0024 (ppm)	2635.3296
6/17/2021 11:15:44	R2105887-005	Ca (317.933 nm)	0.59	150.7494 o (ppm)	5416702.9777
6/17/2021 11:15:44	R2105887-005	Cd (214.439 nm)	18.67	0.0011 (ppm)	29.8200

Date Time	Label	Element Label (nm)	%RSD	Unadjusted Conc	Intensity
6/17/2021 11:15:44	R2105887-005	Co (230.786 nm)	2.55	0.0347 (ppm)	389.7270
6/17/2021 11:15:44	R2105887-005	Cr (267.716 nm)	0.22	0.0657 (ppm)	2163.2509
6/17/2021 11:15:44	R2105887-005	Cu (327.395 nm)	0.10	0.1131 (ppm)	6056.4277
6/17/2021 11:15:44	R2105887-005	Fe (234.350 nm)	0.35	96.9989 o (ppm)	787048.1218
6/17/2021 11:15:44	R2105887-005	K (766.491 nm)	0.78	12.5872 (ppm)	36209.9406
6/17/2021 11:15:44	R2105887-005	Mg (279.078 nm)	0.26	39.2899 (ppm)	82245.2067
6/17/2021 11:15:44	R2105887-005	Mn (257.610 nm)	0.30	5.8546 o (ppm)	1458647.8525
6/17/2021 11:15:44	R2105887-005	Mo (202.032 nm)	> 100.00	0.0000 u (ppm)	3.3852
6/17/2021 11:15:44	R2105887-005	Na (588.995 nm)	3.38	1.2171 (ppm)	29278.9182
6/17/2021 11:15:44	R2105887-005	Ni (230.299 nm)	2.91	0.0768 (ppm)	696.1228
6/17/2021 11:15:44	R2105887-005	Pb (220.353 nm)	3.15	0.0344 (ppm)	73.3313
6/17/2021 11:15:44	R2105887-005	Sb (217.582 nm)	83.94	-0.0055 u (ppm)	-3.8069
6/17/2021 11:15:44	R2105887-005	Se (196.026 nm)	57.97	-0.0042 u (ppm)	-5.0890
6/17/2021 11:15:44	R2105887-005	Sn (189.925 nm)	20.98	0.0175 (ppm)	10.9550
6/17/2021 11:15:44	R2105887-005	Sr (216.596 nm)	0.45	0.2715 (ppm)	2088.3544
6/17/2021 11:15:44	R2105887-005	Ti (336.122 nm)	1.62	1.7959 (ppm)	329353.3635
6/17/2021 11:15:44	R2105887-005	Tl (351.923 nm)	38.83	-0.0094 u (ppm)	-18.0400
6/17/2021 11:15:44	R2105887-005	V (292.401 nm)	0.26	0.1312 (ppm)	3555.2082
6/17/2021 11:15:44	R2105887-005	Y (360.074 nm)	0.15	1.07 (Ratio)	761562.91
6/17/2021 11:15:44	R2105887-005	Y_R (360.074 nm)	0.15	1.07 (Ratio)	760431.79
6/17/2021 11:15:44	R2105887-005	Zn (213.857 nm)	0.86	0.2348 (ppm)	7640.6263
6/17/2021 11:19:00	R2105887-006	Ag (328.068 nm)	19.40	0.0011 (ppm)	-48.9970
6/17/2021 11:19:00	R2105887-006	Al (237.312 nm)	0.25	45.3409 o (ppm)	75216.3335
6/17/2021 11:19:00	R2105887-006	As (188.980 nm)	1.73	0.3178 (ppm)	235.1081
6/17/2021 11:19:00	R2105887-006	B (249.772 nm)	0.25	0.1059 (ppm)	4668.5372
6/17/2021 11:19:00	R2105887-006	Ba (230.424 nm)	0.38	1.1235 (ppm)	38020.3222
6/17/2021 11:19:00	R2105887-006	Be (313.107 nm)	0.07	0.0023 (ppm)	2481.6437
6/17/2021 11:19:00	R2105887-006	Ca (317.933 nm)	0.16	261.3097 o (ppm)	9387416.6860
6/17/2021 11:19:00	R2105887-006	Cd (214.439 nm)	2.01	0.0082 (ppm)	163.0881
6/17/2021 11:19:00	R2105887-006	Co (230.786 nm)	1.50	0.0258 (ppm)	291.7057
6/17/2021 11:19:00	R2105887-006	Cr (267.716 nm)	0.07	0.1194 (ppm)	3881.1086
6/17/2021 11:19:00	R2105887-006	Cu (327.395 nm)	0.20	0.5442 (ppm)	29159.5429
6/17/2021 11:19:00	R2105887-006	Fe (234.350 nm)	0.14	76.1004 o (ppm)	617490.3226
6/17/2021 11:19:00	R2105887-006	K (766.491 nm)	1.02	7.5102 (ppm)	21627.2999
6/17/2021 11:19:00	R2105887-006	Mg (279.078 nm)	0.16	56.6662 o (ppm)	118620.5109
6/17/2021 11:19:00	R2105887-006	Mn (257.610 nm)	0.11	3.0670 o (ppm)	764141.5023
6/17/2021 11:19:00	R2105887-006	Mo (202.032 nm)	15.67	0.0026 (ppm)	13.0592
6/17/2021 11:19:00	R2105887-006	Na (588.995 nm)	0.69	1.5872 (ppm)	42515.7223
6/17/2021 11:19:00	R2105887-006	Ni (230.299 nm)	1.63	0.0518 (ppm)	462.1758
6/17/2021 11:19:00	R2105887-006	Pb (220.353 nm)	0.22	4.6561 o (ppm)	10019.4126
6/17/2021 11:19:00	R2105887-006	Sb (217.582 nm)	62.11	0.0045 (ppm)	6.4339
6/17/2021 11:19:00	R2105887-006	Se (196.026 nm)	8.18	0.0510 (ppm)	25.0320
6/17/2021 11:19:00	R2105887-006	Sn (189.925 nm)	1.41	0.2833 (ppm)	165.4914
6/17/2021 11:19:00	R2105887-006	Sr (216.596 nm)	0.28	0.4150 (ppm)	3192.6532
6/17/2021 11:19:00	R2105887-006	Ti (336.122 nm)	0.71	1.3639 (ppm)	249842.6713
6/17/2021 11:19:00	R2105887-006	Tl (351.923 nm)	21.53	0.0030 (ppm)	3.6670
6/17/2021 11:19:00	R2105887-006	V (292.401 nm)	0.21	0.2384 (ppm)	6424.1576
6/17/2021 11:19:00	R2105887-006	Y (360.074 nm)	0.38	1.04 (Ratio)	738750.83
6/17/2021 11:19:00	R2105887-006	Y_R (360.074 nm)	0.38	1.04 (Ratio)	737658.12
6/17/2021 11:19:00	R2105887-006	Zn (213.857 nm)	0.37	2.1204 (ppm)	69259.8605
6/17/2021 11:22:14	R2105887-008	Ag (328.068 nm)	54.92	-0.0001 u (ppm)	-130.9866

Date Time	Label	Element Label (nm)	%RSD	Unadjusted Conc	Intensity
6/17/2021 11:22:14	R2105887-008	Al (237.312 nm)	0.30	51.2440 o (ppm)	85009.4161
6/17/2021 11:22:14	R2105887-008	As (188.980 nm)	13.92	0.0271 (ppm)	16.4752
6/17/2021 11:22:14	R2105887-008	B (249.772 nm)	0.23	0.1298 (ppm)	5704.8279
6/17/2021 11:22:14	R2105887-008	Ba (230.424 nm)	0.49	0.3341 (ppm)	11312.0257
6/17/2021 11:22:14	R2105887-008	Be (313.107 nm)	0.17	0.0023 (ppm)	2492.9689
6/17/2021 11:22:14	R2105887-008	Ca (317.933 nm)	0.58	316.1478 o (ppm)	11356897.1012
6/17/2021 11:22:14	R2105887-008	Cd (214.439 nm)	15.56	0.0009 (ppm)	27.2014
6/17/2021 11:22:14	R2105887-008	Co (230.786 nm)	3.85	0.0338 (ppm)	379.7430
6/17/2021 11:22:14	R2105887-008	Cr (267.716 nm)	0.51	0.0648 (ppm)	2134.2070
6/17/2021 11:22:14	R2105887-008	Cu (327.395 nm)	0.35	0.1095 (ppm)	5864.8040
6/17/2021 11:22:14	R2105887-008	Fe (234.350 nm)	0.36	92.9109 o (ppm)	753880.4705
6/17/2021 11:22:14	R2105887-008	K (766.491 nm)	0.92	14.7798 (ppm)	42507.8009
6/17/2021 11:22:14	R2105887-008	Mg (279.078 nm)	0.39	85.1763 o (ppm)	178303.1953
6/17/2021 11:22:14	R2105887-008	Mn (257.610 nm)	0.41	3.4799 o (ppm)	867032.0948
6/17/2021 11:22:14	R2105887-008	Mo (202.032 nm)	35.83	-0.0005 u (ppm)	1.4667
6/17/2021 11:22:14	R2105887-008	Na (588.995 nm)	0.55	1.3073 (ppm)	32501.9942
6/17/2021 11:22:14	R2105887-008	Ni (230.299 nm)	1.04	0.0614 (ppm)	551.9695
6/17/2021 11:22:14	R2105887-008	Pb (220.353 nm)	2.86	0.0831 (ppm)	178.0123
6/17/2021 11:22:14	R2105887-008	Sb (217.582 nm)	65.91	-0.0105 u (ppm)	-8.9597
6/17/2021 11:22:14	R2105887-008	Se (196.026 nm)	> 100.00	-0.0085 u (ppm)	-7.4248
6/17/2021 11:22:14	R2105887-008	Sn (189.925 nm)	6.15	0.0200 (ppm)	12.4205
6/17/2021 11:22:14	R2105887-008	Sr (216.596 nm)	0.15	0.4088 (ppm)	3144.6585
6/17/2021 11:22:14	R2105887-008	Ti (336.122 nm)	1.74	1.8718 (ppm)	343311.3914
6/17/2021 11:22:14	R2105887-008	Tl (351.923 nm)	> 100.00	-0.0038 u (ppm)	-8.2596
6/17/2021 11:22:14	R2105887-008	V (292.401 nm)	0.19	0.1185 (ppm)	3214.5539
6/17/2021 11:22:14	R2105887-008	Y (360.074 nm)	0.15	1.05 (Ratio)	745632.68
6/17/2021 11:22:14	R2105887-008	Y_R (360.074 nm)	0.15	1.05 (Ratio)	744520.47
6/17/2021 11:22:14	R2105887-008	Zn (213.857 nm)	0.46	0.2702 (ppm)	8797.0890
6/17/2021 11:25:29	R2105887-010	Ag (328.068 nm)	> 100.00	0.0002 u (ppm)	-111.5269
6/17/2021 11:25:29	R2105887-010	Al (237.312 nm)	0.25	52.1186 o (ppm)	86460.2933
6/17/2021 11:25:29	R2105887-010	As (188.980 nm)	17.58	0.0304 (ppm)	19.0045
6/17/2021 11:25:29	R2105887-010	B (249.772 nm)	0.10	0.1242 (ppm)	5460.8943
6/17/2021 11:25:29	R2105887-010	Ba (230.424 nm)	0.84	0.4028 (ppm)	13634.1724
6/17/2021 11:25:29	R2105887-010	Be (313.107 nm)	0.34	0.0024 (ppm)	2677.4201
6/17/2021 11:25:29	R2105887-010	Ca (317.933 nm)	0.35	259.4341 o (ppm)	9320054.2754
6/17/2021 11:25:29	R2105887-010	Cd (214.439 nm)	10.69	0.0020 (ppm)	46.6307
6/17/2021 11:25:29	R2105887-010	Co (230.786 nm)	2.14	0.0357 (ppm)	400.3014
6/17/2021 11:25:29	R2105887-010	Cr (267.716 nm)	0.20	0.0713 (ppm)	2341.6158
6/17/2021 11:25:29	R2105887-010	Cu (327.395 nm)	0.11	0.1399 (ppm)	7490.0238
6/17/2021 11:25:29	R2105887-010	Fe (234.350 nm)	0.25	92.5264 o (ppm)	750760.8991
6/17/2021 11:25:29	R2105887-010	K (766.491 nm)	0.88	13.7191 (ppm)	39461.2333
6/17/2021 11:25:29	R2105887-010	Mg (279.078 nm)	0.22	73.8986 o (ppm)	154694.6762
6/17/2021 11:25:29	R2105887-010	Mn (257.610 nm)	0.05	3.2744 o (ppm)	815815.0676
6/17/2021 11:25:29	R2105887-010	Mo (202.032 nm)	30.86	0.0020 (ppm)	10.6680
6/17/2021 11:25:29	R2105887-010	Na (588.995 nm)	0.77	1.5363 (ppm)	40694.6552
6/17/2021 11:25:29	R2105887-010	Ni (230.299 nm)	3.42	0.0653 (ppm)	588.2083
6/17/2021 11:25:29	R2105887-010	Pb (220.353 nm)	0.17	0.4717 (ppm)	1014.3534
6/17/2021 11:25:29	R2105887-010	Sb (217.582 nm)	> 100.00	-0.0017 u (ppm)	0.0500
6/17/2021 11:25:29	R2105887-010	Se (196.026 nm)	87.46	-0.0050 u (ppm)	-5.5443
6/17/2021 11:25:29	R2105887-010	Sn (189.925 nm)	5.48	0.0289 (ppm)	17.5961
6/17/2021 11:25:29	R2105887-010	Sr (216.596 nm)	0.94	0.3772 (ppm)	2901.5793

Date Time	Label	Element Label (nm)	%RSD	Unadjusted Conc	Intensity
6/17/2021 11:25:29	R2105887-010	Ti (336.122 nm)	1.62	1.7278 (ppm)	316814.6400
6/17/2021 11:25:29	R2105887-010	Tl (351.923 nm)	> 100.00	-0.0050 u (ppm)	-10.3327
6/17/2021 11:25:29	R2105887-010	V (292.401 nm)	0.13	0.1316 (ppm)	3566.1878
6/17/2021 11:25:29	R2105887-010	Y (360.074 nm)	0.25	1.06 (Ratio)	750408.55
6/17/2021 11:25:29	R2105887-010	Y_R (360.074 nm)	0.25	1.06 (Ratio)	749304.94
6/17/2021 11:25:29	R2105887-010	Zn (213.857 nm)	0.44	0.7856 (ppm)	25639.1203
6/17/2021 11:28:44	Continuing Calibration Verification	Ag (328.068 nm)	0.06	0.4873 (ppm)	32705.2912
6/17/2021 11:28:44	Continuing Calibration Verification	Al (237.312 nm)	0.15	9.8283 (ppm)	16302.3944
6/17/2021 11:28:44	Continuing Calibration Verification	As (188.980 nm)	0.41	0.9521 (ppm)	712.1376
6/17/2021 11:28:44	Continuing Calibration Verification	B (249.772 nm)	0.11	2.4460 (ppm)	105888.3297
6/17/2021 11:28:44	Continuing Calibration Verification	Ba (230.424 nm)	0.37	10.1331 (ppm)	342864.7153
6/17/2021 11:28:44	Continuing Calibration Verification	Be (313.107 nm)	0.08	0.2451 (ppm)	328475.7087
6/17/2021 11:28:44	Continuing Calibration Verification	Ca (317.933 nm)	0.21	25.0786 (ppm)	903306.4522
6/17/2021 11:28:44	Continuing Calibration Verification	Cd (214.439 nm)	0.19	0.4939 (ppm)	9290.7126
6/17/2021 11:28:44	Continuing Calibration Verification	Co (230.786 nm)	0.19	2.4956 (ppm)	27526.3487
6/17/2021 11:28:44	Continuing Calibration Verification	Cr (267.716 nm)	0.08	0.5064 (ppm)	16262.6743
6/17/2021 11:28:44	Continuing Calibration Verification	Cu (327.395 nm)	0.12	1.2141 (ppm)	65061.6577
6/17/2021 11:28:44	Continuing Calibration Verification	Fe (234.350 nm)	0.04	5.0231 (ppm)	40813.3253
6/17/2021 11:28:44	Continuing Calibration Verification	K (766.491 nm)	0.15	24.1170 (ppm)	69327.0505
6/17/2021 11:28:44	Continuing Calibration Verification	Mg (279.078 nm)	0.13	24.7891 (ppm)	51889.2847
6/17/2021 11:28:44	Continuing Calibration Verification	Mn (257.610 nm)	0.18	0.7462 (ppm)	185955.9659
6/17/2021 11:28:44	Continuing Calibration Verification	Mo (202.032 nm)	0.45	2.4748 (ppm)	9226.9497
6/17/2021 11:28:44	Continuing Calibration Verification	Na (588.995 nm)	0.67	24.9595 (ppm)	878534.7994
6/17/2021 11:28:44	Continuing Calibration Verification	Ni (230.299 nm)	0.07	1.9733 (ppm)	18406.9439
6/17/2021 11:28:44	Continuing Calibration Verification	Pb (220.353 nm)	0.20	0.4997 (ppm)	1074.6938
6/17/2021 11:28:44	Continuing Calibration Verification	Sb (217.582 nm)	0.15	4.8804 (ppm)	5021.1414
6/17/2021 11:28:44	Continuing Calibration Verification	Se (196.026 nm)	1.68	0.4759 (ppm)	257.0712
6/17/2021 11:28:44	Continuing Calibration Verification	Sn (189.925 nm)	0.13	4.9217 (ppm)	2861.9600
6/17/2021 11:28:44	Continuing Calibration Verification	Sr (216.596 nm)	0.29	2.5280 (ppm)	19448.4906
6/17/2021 11:28:44	Continuing Calibration Verification	Ti (336.122 nm)	0.14	2.5400 (ppm)	466271.5065
6/17/2021 11:28:44	Continuing Calibration Verification	Tl (351.923 nm)	0.63	0.9451 (ppm)	1649.2055
6/17/2021 11:28:44	Continuing Calibration Verification	V (292.401 nm)	0.05	2.5303 (ppm)	67769.0037
6/17/2021 11:28:44	Continuing Calibration Verification	Y (360.074 nm)	0.26	1.02 (Ratio)	725891.40
6/17/2021 11:28:44	Continuing Calibration Verification	Y_R (360.074 nm)	0.26	1.02 (Ratio)	724859.87
6/17/2021 11:28:44	Continuing Calibration Verification	Zn (213.857 nm)	0.13	0.9760 (ppm)	31861.8387
6/17/2021 11:31:59	Continuing Calibration Blank	Ag (328.068 nm)	30.50	-0.0004 u (ppm)	-149.4878
6/17/2021 11:31:59	Continuing Calibration Blank	Al (237.312 nm)	> 100.00	0.0010 u (ppm)	-0.7466
6/17/2021 11:31:59	Continuing Calibration Blank	As (188.980 nm)	69.27	0.0022 (ppm)	-2.2629
6/17/2021 11:31:59	Continuing Calibration Blank	B (249.772 nm)	33.16	0.0018 (ppm)	167.5705
6/17/2021 11:31:59	Continuing Calibration Blank	Ba (230.424 nm)	73.44	0.0001 (ppm)	11.6927
6/17/2021 11:31:59	Continuing Calibration Blank	Be (313.107 nm)	24.59	0.0000 (ppm)	-519.7060
6/17/2021 11:31:59	Continuing Calibration Blank	Ca (317.933 nm)	4.30	0.0055 (ppm)	2820.4257
6/17/2021 11:31:59	Continuing Calibration Blank	Cd (214.439 nm)	> 100.00	0.0001 u (ppm)	10.9898
6/17/2021 11:31:59	Continuing Calibration Blank	Co (230.786 nm)	> 100.00	0.0002 u (ppm)	8.5188
6/17/2021 11:31:59	Continuing Calibration Blank	Cr (267.716 nm)	> 100.00	0.0000 u (ppm)	61.4054
6/17/2021 11:31:59	Continuing Calibration Blank	Cu (327.395 nm)	> 100.00	0.0003 u (ppm)	10.4013
6/17/2021 11:31:59	Continuing Calibration Blank	Fe (234.350 nm)	89.04	0.0008 (ppm)	65.0719
6/17/2021 11:31:59	Continuing Calibration Blank	K (766.491 nm)	7.03	0.0555 (ppm)	215.0006
6/17/2021 11:31:59	Continuing Calibration Blank	Mg (279.078 nm)	> 100.00	-0.0002 u (ppm)	-4.3318
6/17/2021 11:31:59	Continuing Calibration Blank	Mn (257.610 nm)	24.14	0.0000 (ppm)	64.9681
6/17/2021 11:31:59	Continuing Calibration Blank	Mo (202.032 nm)	37.62	0.0035 (ppm)	16.2865

Date Time	Label	Element Label (nm)	%RSD	Unadjusted Conc	Intensity
6/17/2021 11:31:59	Continuing Calibration Blank	Na (588.995 nm)	20.79	0.0212 (ppm)	-13499.8361
6/17/2021 11:31:59	Continuing Calibration Blank	Ni (230.299 nm)	> 100.00	-0.0003 u (ppm)	-24.1703
6/17/2021 11:31:59	Continuing Calibration Blank	Pb (220.353 nm)	81.14	0.0012 (ppm)	1.8715
6/17/2021 11:31:59	Continuing Calibration Blank	Sb (217.582 nm)	58.44	0.0043 (ppm)	6.2516
6/17/2021 11:31:59	Continuing Calibration Blank	Se (196.026 nm)	> 100.00	-0.0007 u (ppm)	-3.1944
6/17/2021 11:31:59	Continuing Calibration Blank	Sn (189.925 nm)	34.37	-0.0034 u (ppm)	-1.1860
6/17/2021 11:31:59	Continuing Calibration Blank	Sr (216.596 nm)	> 100.00	0.0003 u (ppm)	2.1202
6/17/2021 11:31:59	Continuing Calibration Blank	Ti (336.122 nm)	10.78	0.0020 (ppm)	-765.2824
6/17/2021 11:31:59	Continuing Calibration Blank	Tl (351.923 nm)	> 100.00	-0.0006 u (ppm)	-2.6827
6/17/2021 11:31:59	Continuing Calibration Blank	V (292.401 nm)	> 100.00	0.0000 u (ppm)	44.0323
6/17/2021 11:31:59	Continuing Calibration Blank	Y (360.074 nm)	0.24	1.03 (Ratio)	732508.43
6/17/2021 11:31:59	Continuing Calibration Blank	Y_R (360.074 nm)	0.23	1.03 (Ratio)	731478.12
6/17/2021 11:31:59	Continuing Calibration Blank	Zn (213.857 nm)	> 100.00	0.0001 u (ppm)	-29.6845
6/17/2021 11:35:14	R2105887-014	Ag (328.068 nm)	> 100.00	0.0000 u (ppm)	-123.4557
6/17/2021 11:35:14	R2105887-014	Al (237.312 nm)	0.28	55.3157 o (ppm)	91764.1485
6/17/2021 11:35:14	R2105887-014	As (188.980 nm)	9.11	0.0305 (ppm)	19.0403
6/17/2021 11:35:14	R2105887-014	B (249.772 nm)	0.13	0.1185 (ppm)	5217.5248
6/17/2021 11:35:14	R2105887-014	Ba (230.424 nm)	0.54	0.3885 (ppm)	13151.8207
6/17/2021 11:35:14	R2105887-014	Be (313.107 nm)	0.32	0.0026 (ppm)	2883.7260
6/17/2021 11:35:14	R2105887-014	Ca (317.933 nm)	0.23	174.5211 o (ppm)	6270452.6702
6/17/2021 11:35:14	R2105887-014	Cd (214.439 nm)	13.92	0.0012 (ppm)	32.3017
6/17/2021 11:35:14	R2105887-014	Co (230.786 nm)	1.88	0.0305 (ppm)	342.5716
6/17/2021 11:35:14	R2105887-014	Cr (267.716 nm)	0.04	0.0780 (ppm)	2556.3972
6/17/2021 11:35:14	R2105887-014	Cu (327.395 nm)	0.04	0.1223 (ppm)	6551.2122
6/17/2021 11:35:14	R2105887-014	Fe (234.350 nm)	0.53	109.8394 o (ppm)	891228.1871
6/17/2021 11:35:14	R2105887-014	K (766.491 nm)	0.85	11.5102 (ppm)	33116.3809
6/17/2021 11:35:14	R2105887-014	Mg (279.078 nm)	0.29	77.1696 o (ppm)	161542.1340
6/17/2021 11:35:14	R2105887-014	Mn (257.610 nm)	0.15	2.8427 o (ppm)	708275.7562
6/17/2021 11:35:14	R2105887-014	Mo (202.032 nm)	50.05	0.0014 (ppm)	8.5389
6/17/2021 11:35:14	R2105887-014	Na (588.995 nm)	2.30	1.0516 (ppm)	23357.5519
6/17/2021 11:35:14	R2105887-014	Ni (230.299 nm)	1.51	0.0648 (ppm)	584.0510
6/17/2021 11:35:14	R2105887-014	Pb (220.353 nm)	2.87	0.0997 (ppm)	213.8016
6/17/2021 11:35:14	R2105887-014	Sb (217.582 nm)	80.67	-0.0067 u (ppm)	-5.0261
6/17/2021 11:35:14	R2105887-014	Se (196.026 nm)	68.20	-0.0076 u (ppm)	-6.9390
6/17/2021 11:35:14	R2105887-014	Sn (189.925 nm)	22.51	0.0172 (ppm)	10.7978
6/17/2021 11:35:14	R2105887-014	Sr (216.596 nm)	0.52	0.2239 (ppm)	1722.3184
6/17/2021 11:35:14	R2105887-014	Ti (336.122 nm)	1.08	1.6251 (ppm)	297909.4061
6/17/2021 11:35:14	R2105887-014	Tl (351.923 nm)	22.93	-0.0123 u (ppm)	-23.0388
6/17/2021 11:35:14	R2105887-014	V (292.401 nm)	0.05	0.1383 (ppm)	3746.1760
6/17/2021 11:35:14	R2105887-014	Y (360.074 nm)	0.24	1.07 (Ratio)	761933.37
6/17/2021 11:35:14	R2105887-014	Y_R (360.074 nm)	0.24	1.07 (Ratio)	760827.92
6/17/2021 11:35:14	R2105887-014	Zn (213.857 nm)	0.51	0.3734 (ppm)	12169.3988
6/17/2021 11:38:30	R2105887-016	Ag (328.068 nm)	21.38	-0.0004 u (ppm)	-148.1803
6/17/2021 11:38:30	R2105887-016	Al (237.312 nm)	0.52	74.5189 o (ppm)	123621.6723
6/17/2021 11:38:30	R2105887-016	As (188.980 nm)	6.14	0.0497 (ppm)	33.5205
6/17/2021 11:38:30	R2105887-016	B (249.772 nm)	0.32	0.1458 (ppm)	6397.2518
6/17/2021 11:38:30	R2105887-016	Ba (230.424 nm)	0.31	0.5033 (ppm)	17035.6920
6/17/2021 11:38:30	R2105887-016	Be (313.107 nm)	0.56	0.0038 (ppm)	4600.5252
6/17/2021 11:38:30	R2105887-016	Ca (317.933 nm)	0.60	29.0157 (ppm)	1044706.9383
6/17/2021 11:38:30	R2105887-016	Cd (214.439 nm)	16.39	0.0009 (ppm)	26.0742
6/17/2021 11:38:30	R2105887-016	Co (230.786 nm)	3.31	0.0431 (ppm)	481.4908

Date Time	Label	Element Label (nm)	%RSD	Unadjusted Conc	Intensity
6/17/2021 11:38:30	R2105887-016	Cr (267.716 nm)	0.55	0.1013 (ppm)	3301.7983
6/17/2021 11:38:30	R2105887-016	Cu (327.395 nm)	0.56	0.2314 (ppm)	12395.0179
6/17/2021 11:38:30	R2105887-016	Fe (234.350 nm)	0.60	140.0481 o (ppm)	1136322.3723
6/17/2021 11:38:30	R2105887-016	K (766.491 nm)	0.59	13.9465 (ppm)	40114.1545
6/17/2021 11:38:30	R2105887-016	Mg (279.078 nm)	0.55	23.7753 (ppm)	49767.0430
6/17/2021 11:38:30	R2105887-016	Mn (257.610 nm)	0.68	3.0062 o (ppm)	748994.3524
6/17/2021 11:38:30	R2105887-016	Mo (202.032 nm)	33.94	0.0019 (ppm)	10.5408
6/17/2021 11:38:30	R2105887-016	Na (588.995 nm)	2.18	0.5108 (ppm)	4014.0958
6/17/2021 11:38:30	R2105887-016	Ni (230.299 nm)	1.62	0.0950 (ppm)	865.9590
6/17/2021 11:38:30	R2105887-016	Pb (220.353 nm)	1.63	0.0789 (ppm)	168.9584
6/17/2021 11:38:30	R2105887-016	Sb (217.582 nm)	65.15	-0.0086 u (ppm)	-7.0304
6/17/2021 11:38:30	R2105887-016	Se (196.026 nm)	35.62	-0.0099 u (ppm)	-8.1853
6/17/2021 11:38:30	R2105887-016	Sn (189.925 nm)	9.55	0.0208 (ppm)	12.9016
6/17/2021 11:38:30	R2105887-016	Sr (216.596 nm)	1.20	0.1333 (ppm)	1025.5480
6/17/2021 11:38:30	R2105887-016	Ti (336.122 nm)	0.10	1.3102 (ppm)	239964.4535
6/17/2021 11:38:30	R2105887-016	Tl (351.923 nm)	2.96	-0.0200 u (ppm)	-36.5908
6/17/2021 11:38:30	R2105887-016	V (292.401 nm)	0.49	0.1664 (ppm)	4498.3812
6/17/2021 11:38:30	R2105887-016	Y (360.074 nm)	0.37	1.13 (Ratio)	802475.71
6/17/2021 11:38:30	R2105887-016	Y_R (360.074 nm)	0.37	1.13 (Ratio)	801355.15
6/17/2021 11:38:30	R2105887-016	Zn (213.857 nm)	0.33	0.3695 (ppm)	12043.9137
6/17/2021 11:41:45	R2105887-019	Ag (328.068 nm)	6.16	0.0011 (ppm)	-48.2564
6/17/2021 11:41:45	R2105887-019	Al (237.312 nm)	0.75	75.8841 o (ppm)	125886.4655
6/17/2021 11:41:45	R2105887-019	As (188.980 nm)	1.82	0.0591 (ppm)	40.5567
6/17/2021 11:41:45	R2105887-019	B (249.772 nm)	0.76	0.1169 (ppm)	5148.3447
6/17/2021 11:41:45	R2105887-019	Ba (230.424 nm)	0.22	0.9972 (ppm)	33745.7938
6/17/2021 11:41:45	R2105887-019	Be (313.107 nm)	0.70	0.0046 (ppm)	5651.8764
6/17/2021 11:41:45	R2105887-019	Ca (317.933 nm)	0.24	116.7158 o (ppm)	4194404.5207
6/17/2021 11:41:45	R2105887-019	Cd (214.439 nm)	15.07	0.0022 (ppm)	50.5660
6/17/2021 11:41:45	R2105887-019	Co (230.786 nm)	1.27	0.0552 (ppm)	615.7595
6/17/2021 11:41:45	R2105887-019	Cr (267.716 nm)	1.25	0.1150 (ppm)	3739.0345
6/17/2021 11:41:45	R2105887-019	Cu (327.395 nm)	0.37	0.5353 (ppm)	28684.8222
6/17/2021 11:41:45	R2105887-019	Fe (234.350 nm)	0.26	117.2754 o (ppm)	951559.0961
6/17/2021 11:41:45	R2105887-019	K (766.491 nm)	1.52	11.5452 (ppm)	33217.1087
6/17/2021 11:41:45	R2105887-019	Mg (279.078 nm)	0.34	48.6329 (ppm)	101803.5722
6/17/2021 11:41:45	R2105887-019	Mn (257.610 nm)	0.48	4.9431 o (ppm)	1231553.7256
6/17/2021 11:41:45	R2105887-019	Mo (202.032 nm)	13.47	0.0062 (ppm)	26.4646
6/17/2021 11:41:45	R2105887-019	Na (588.995 nm)	1.15	1.6547 (ppm)	44929.0350
6/17/2021 11:41:45	R2105887-019	Ni (230.299 nm)	1.54	0.0957 (ppm)	872.9560
6/17/2021 11:41:45	R2105887-019	Pb (220.353 nm)	0.62	1.3054 o (ppm)	2808.5221
6/17/2021 11:41:45	R2105887-019	Sb (217.582 nm)	> 100.00	-0.0007 u (ppm)	1.0986
6/17/2021 11:41:45	R2105887-019	Se (196.026 nm)	> 100.00	-0.0003 u (ppm)	-2.9486
6/17/2021 11:41:45	R2105887-019	Sn (189.925 nm)	3.55	0.0707 (ppm)	41.9180
6/17/2021 11:41:45	R2105887-019	Sr (216.596 nm)	0.02	0.3687 (ppm)	2836.3215
6/17/2021 11:41:45	R2105887-019	Ti (336.122 nm)	3.77	2.0160 (ppm)	369851.3932
6/17/2021 11:41:45	R2105887-019	Tl (351.923 nm)	12.55	-0.0116 u (ppm)	-21.8043
6/17/2021 11:41:45	R2105887-019	V (292.401 nm)	0.39	0.1939 (ppm)	5233.0693
6/17/2021 11:41:45	R2105887-019	Y (360.074 nm)	0.12	1.07 (Ratio)	763226.76
6/17/2021 11:41:45	R2105887-019	Y_R (360.074 nm)	0.13	1.07 (Ratio)	762149.83
6/17/2021 11:41:45	R2105887-019	Zn (213.857 nm)	0.36	0.8494 (ppm)	27723.8297
6/17/2021 11:45:01	R2105887-019S	Ag (328.068 nm)	0.78	0.0478 (ppm)	3097.4935
6/17/2021 11:45:01	R2105887-019S	Al (237.312 nm)	0.17	87.3356 o (ppm)	144884.0087

Date Time	Label	Element Label (nm)	%RSD	Unadjusted Conc	Intensity
6/17/2021 11:45:01	R2105887-019S	As (188.980 nm)	3.17	0.1074 (ppm)	76.9096
6/17/2021 11:45:01	R2105887-019S	B (249.772 nm)	0.40	0.9533 (ppm)	41322.8915
6/17/2021 11:45:01	R2105887-019S	Ba (230.424 nm)	0.29	3.1364 (ppm)	106126.5628
6/17/2021 11:45:01	R2105887-019S	Be (313.107 nm)	0.45	0.0512 (ppm)	68146.3250
6/17/2021 11:45:01	R2105887-019S	Ca (317.933 nm)	0.59	67.0271 o (ppm)	2409865.7016
6/17/2021 11:45:01	R2105887-019S	Cd (214.439 nm)	0.45	0.0484 (ppm)	919.7549
6/17/2021 11:45:01	R2105887-019S	Co (230.786 nm)	0.45	0.5242 (ppm)	5786.5605
6/17/2021 11:45:01	R2105887-019S	Cr (267.716 nm)	0.51	0.3111 (ppm)	10013.9012
6/17/2021 11:45:01	R2105887-019S	Cu (327.395 nm)	0.45	0.6706 (ppm)	35936.9079
6/17/2021 11:45:01	R2105887-019S	Fe (234.350 nm)	0.47	136.3269 o (ppm)	1106131.0614
6/17/2021 11:45:01	R2105887-019S	K (766.491 nm)	0.35	28.9170 (ppm)	83114.4087
6/17/2021 11:45:01	R2105887-019S	Mg (279.078 nm)	0.38	38.1690 (ppm)	79898.5384
6/17/2021 11:45:01	R2105887-019S	Mn (257.610 nm)	0.62	6.2559 o (ppm)	1558626.1378
6/17/2021 11:45:01	R2105887-019S	Mo (202.032 nm)	0.55	0.4544 (ppm)	1696.6760
6/17/2021 11:45:01	R2105887-019S	Na (588.995 nm)	0.31	20.3844 (ppm)	714883.9712
6/17/2021 11:45:01	R2105887-019S	Ni (230.299 nm)	0.45	0.5767 (ppm)	5364.3886
6/17/2021 11:45:01	R2105887-019S	Pb (220.353 nm)	0.45	1.8306 o (ppm)	3938.7958
6/17/2021 11:45:01	R2105887-019S	Sb (217.582 nm)	1.50	0.2947 (ppm)	304.9587
6/17/2021 11:45:01	R2105887-019S	Se (196.026 nm)	0.76	0.8052 (ppm)	436.8418
6/17/2021 11:45:01	R2105887-019S	Sn (189.925 nm)	0.11	4.6233 (ppm)	2688.5190
6/17/2021 11:45:01	R2105887-019S	Sr (216.596 nm)	0.58	2.1676 (ppm)	16676.0116
6/17/2021 11:45:01	R2105887-019S	Ti (336.122 nm)	1.06	2.5846 (ppm)	474482.4915
6/17/2021 11:45:01	R2105887-019S	Tl (351.923 nm)	0.89	1.7546 (ppm)	3063.3137
6/17/2021 11:45:01	R2105887-019S	V (292.401 nm)	0.54	0.6867 (ppm)	18423.0597
6/17/2021 11:45:01	R2105887-019S	Y (360.074 nm)	0.24	1.09 (Ratio)	772364.05
6/17/2021 11:45:01	R2105887-019S	Y_R (360.074 nm)	0.24	1.09 (Ratio)	771281.05
6/17/2021 11:45:01	R2105887-019S	Zn (213.857 nm)	0.45	1.4353 (ppm)	46871.3730
6/17/2021 11:48:17	R2105887-019SD	Ag (328.068 nm)	0.50	0.0472 (ppm)	3060.5708
6/17/2021 11:48:17	R2105887-019SD	Al (237.312 nm)	0.28	88.0922 o (ppm)	146139.1244
6/17/2021 11:48:17	R2105887-019SD	As (188.980 nm)	5.82	0.1023 (ppm)	73.0418
6/17/2021 11:48:17	R2105887-019SD	B (249.772 nm)	0.55	0.9483 (ppm)	41106.5467
6/17/2021 11:48:17	R2105887-019SD	Ba (230.424 nm)	0.67	2.9451 (ppm)	99656.8536
6/17/2021 11:48:17	R2105887-019SD	Be (313.107 nm)	0.83	0.0508 (ppm)	67704.9999
6/17/2021 11:48:17	R2105887-019SD	Ca (317.933 nm)	0.80	69.6723 o (ppm)	2504865.7396
6/17/2021 11:48:17	R2105887-019SD	Cd (214.439 nm)	0.63	0.0486 (ppm)	923.4104
6/17/2021 11:48:17	R2105887-019SD	Co (230.786 nm)	0.71	0.5329 (ppm)	5883.2253
6/17/2021 11:48:17	R2105887-019SD	Cr (267.716 nm)	0.53	0.3136 (ppm)	10093.7364
6/17/2021 11:48:17	R2105887-019SD	Cu (327.395 nm)	0.41	0.6463 (ppm)	34631.8710
6/17/2021 11:48:17	R2105887-019SD	Fe (234.350 nm)	0.93	131.2962 o (ppm)	1065315.2928
6/17/2021 11:48:17	R2105887-019SD	K (766.491 nm)	0.18	29.9007 (ppm)	85939.7182
6/17/2021 11:48:17	R2105887-019SD	Mg (279.078 nm)	0.84	37.0584 (ppm)	77573.7805
6/17/2021 11:48:17	R2105887-019SD	Mn (257.610 nm)	0.76	8.1496 o (ppm)	2030411.7881
6/17/2021 11:48:17	R2105887-019SD	Mo (202.032 nm)	1.12	0.4571 (ppm)	1706.9072
6/17/2021 11:48:17	R2105887-019SD	Na (588.995 nm)	0.80	20.5727 (ppm)	721618.8188
6/17/2021 11:48:17	R2105887-019SD	Ni (230.299 nm)	1.19	0.5804 (ppm)	5399.1719
6/17/2021 11:48:17	R2105887-019SD	Pb (220.353 nm)	0.80	1.8657 o (ppm)	4014.3435
6/17/2021 11:48:17	R2105887-019SD	Sb (217.582 nm)	2.23	0.2989 (ppm)	309.2494
6/17/2021 11:48:17	R2105887-019SD	Se (196.026 nm)	0.36	0.8080 (ppm)	438.3685
6/17/2021 11:48:17	R2105887-019SD	Sn (189.925 nm)	1.32	4.5895 (ppm)	2668.8792
6/17/2021 11:48:17	R2105887-019SD	Sr (216.596 nm)	0.76	2.1369 (ppm)	16439.6772
6/17/2021 11:48:17	R2105887-019SD	Ti (336.122 nm)	1.64	2.5398 (ppm)	466248.6272

Date Time	Label	Element Label (nm)	%RSD	Unadjusted Conc	Intensity
6/17/2021 11:48:17	R2105887-019SD	Ti (351.923 nm)	0.98	1.7458 (ppm)	3047.8828
6/17/2021 11:48:17	R2105887-019SD	V (292.401 nm)	0.56	0.6782 (ppm)	18195.8057
6/17/2021 11:48:17	R2105887-019SD	Y (360.074 nm)	0.44	1.10 (Ratio)	780581.90
6/17/2021 11:48:17	R2105887-019SD	Y_R (360.074 nm)	0.44	1.10 (Ratio)	779501.82
6/17/2021 11:48:17	R2105887-019SD	Zn (213.857 nm)	1.03	1.3249 (ppm)	43264.8701
6/17/2021 11:51:32	R2105887-019A	Ag (328.068 nm)	0.20	0.0453 (ppm)	2931.4685
6/17/2021 11:51:32	R2105887-019A	Al (237.312 nm)	0.44	75.2426 o (ppm)	124822.1385
6/17/2021 11:51:32	R2105887-019A	As (188.980 nm)	4.15	0.0925 (ppm)	55.6627
6/17/2021 11:51:32	R2105887-019A	B (249.772 nm)	0.22	0.9670 (ppm)	41917.0463
6/17/2021 11:51:32	R2105887-019A	Ba (230.424 nm)	0.76	2.7784 (ppm)	94015.1110
6/17/2021 11:51:32	R2105887-019A	Be (313.107 nm)	0.27	0.0479 (ppm)	63817.6036
6/17/2021 11:51:32	R2105887-019A	Ca (317.933 nm)	0.57	115.6328 o (ppm)	4155509.2155
6/17/2021 11:51:32	R2105887-019A	Cd (214.439 nm)	0.42	0.0456 (ppm)	865.9706
6/17/2021 11:51:32	R2105887-019A	Co (230.786 nm)	0.23	0.4956 (ppm)	5471.3598
6/17/2021 11:51:32	R2105887-019A	Cr (267.716 nm)	0.41	0.2890 (ppm)	9306.6931
6/17/2021 11:51:32	R2105887-019A	Cu (327.395 nm)	0.47	0.7586 (ppm)	40653.5631
6/17/2021 11:51:32	R2105887-019A	Fe (234.350 nm)	0.35	115.2973 o (ppm)	935510.2390
6/17/2021 11:51:32	R2105887-019A	K (766.491 nm)	0.58	28.8714 (ppm)	82983.4507
6/17/2021 11:51:32	R2105887-019A	Mg (279.078 nm)	0.30	49.1035 (ppm)	102788.7527
6/17/2021 11:51:32	R2105887-019A	Mn (257.610 nm)	0.28	5.2316 o (ppm)	1303434.1555
6/17/2021 11:51:32	R2105887-019A	Mo (202.032 nm)	0.59	0.4383 (ppm)	1636.6898
6/17/2021 11:51:32	R2105887-019A	Na (588.995 nm)	0.37	19.6963 (ppm)	690271.6592
6/17/2021 11:51:32	R2105887-019A	Ni (230.299 nm)	0.04	0.5313 (ppm)	4940.1484
6/17/2021 11:51:32	R2105887-019A	Pb (220.353 nm)	0.34	1.7121 o (ppm)	3683.6801
6/17/2021 11:51:32	R2105887-019A	Sb (217.582 nm)	1.55	0.4254 (ppm)	439.3815
6/17/2021 11:51:32	R2105887-019A	Se (196.026 nm)	0.16	0.7890 (ppm)	428.0226
6/17/2021 11:51:32	R2105887-019A	Sn (189.925 nm)	0.73	4.3905 (ppm)	2553.1486
6/17/2021 11:51:32	R2105887-019A	Sr (216.596 nm)	0.46	2.0704 (ppm)	15927.8030
6/17/2021 11:51:32	R2105887-019A	Ti (336.122 nm)	2.24	2.3303 (ppm)	427681.9865
6/17/2021 11:51:32	R2105887-019A	Tl (351.923 nm)	0.19	1.6820 (ppm)	2936.4682
6/17/2021 11:51:32	R2105887-019A	V (292.401 nm)	0.21	0.6334 (ppm)	16998.1931
6/17/2021 11:51:32	R2105887-019A	Y (360.074 nm)	0.40	1.07 (Ratio)	761059.04
6/17/2021 11:51:32	R2105887-019A	Y_R (360.074 nm)	0.40	1.07 (Ratio)	760000.63
6/17/2021 11:51:32	R2105887-019A	Zn (213.857 nm)	0.31	1.2679 (ppm)	41402.3450
6/17/2021 11:54:46	R2105887-019L	Ag (328.068 nm)	55.57	0.0001 (ppm)	-112.2040
6/17/2021 11:54:46	R2105887-019L	Al (237.312 nm)	1.97	16.4695 (ppm)	27319.8048
6/17/2021 11:54:46	R2105887-019L	As (188.980 nm)	11.07	0.0112 (ppm)	4.5107
6/17/2021 11:54:46	R2105887-019L	B (249.772 nm)	2.53	0.0267 (ppm)	1246.6799
6/17/2021 11:54:46	R2105887-019L	Ba (230.424 nm)	1.52	0.2148 (ppm)	7274.5277
6/17/2021 11:54:46	R2105887-019L	Be (313.107 nm)	1.77	0.0010 (ppm)	816.7902
6/17/2021 11:54:46	R2105887-019L	Ca (317.933 nm)	0.95	25.0603 (ppm)	902650.4199
6/17/2021 11:54:46	R2105887-019L	Cd (214.439 nm)	56.04	0.0005 (ppm)	19.8410
6/17/2021 11:54:46	R2105887-019L	Co (230.786 nm)	5.26	0.0123 (ppm)	141.9597
6/17/2021 11:54:46	R2105887-019L	Cr (267.716 nm)	1.68	0.0256 (ppm)	879.6306
6/17/2021 11:54:46	R2105887-019L	Cu (327.395 nm)	1.18	0.1062 (ppm)	5688.1192
6/17/2021 11:54:46	R2105887-019L	Fe (234.350 nm)	0.89	25.9308 o (ppm)	210445.4550
6/17/2021 11:54:46	R2105887-019L	K (766.491 nm)	2.93	2.5692 (ppm)	7435.1311
6/17/2021 11:54:46	R2105887-019L	Mg (279.078 nm)	0.92	10.0537 (ppm)	21042.4618
6/17/2021 11:54:46	R2105887-019L	Mn (257.610 nm)	0.87	1.0620 (ppm)	264642.8386
6/17/2021 11:54:46	R2105887-019L	Mo (202.032 nm)	9.57	0.0014 (ppm)	8.4793
6/17/2021 11:54:46	R2105887-019L	Na (588.995 nm)	1.58	0.3680 (ppm)	-1093.5955

Date Time	Label	Element Label (nm)	%RSD	Unadjusted Conc	Intensity
6/17/2021 11:54:46	R2105887-019L	Ni (230.299 nm)	3.20	0.0191 (ppm)	157.5468
6/17/2021 11:54:46	R2105887-019L	Pb (220.353 nm)	1.55	0.2746 (ppm)	590.1460
6/17/2021 11:54:46	R2105887-019L	Sb (217.582 nm)	> 100.00	-0.0004 u (ppm)	1.4268
6/17/2021 11:54:46	R2105887-019L	Se (196.026 nm)	> 100.00	0.0016 u (ppm)	-1.9330
6/17/2021 11:54:46	R2105887-019L	Sn (189.925 nm)	47.56	0.0131 (ppm)	8.3958
6/17/2021 11:54:46	R2105887-019L	Sr (216.596 nm)	1.34	0.0792 (ppm)	609.3163
6/17/2021 11:54:46	R2105887-019L	Ti (336.122 nm)	5.11	0.5045 (ppm)	91700.3111
6/17/2021 11:54:46	R2105887-019L	Tl (351.923 nm)	> 100.00	-0.0026 u (ppm)	-6.1629
6/17/2021 11:54:46	R2105887-019L	V (292.401 nm)	1.61	0.0418 (ppm)	1162.6156
6/17/2021 11:54:46	R2105887-019L	Y (360.074 nm)	0.19	1.05 (Ratio)	746770.60
6/17/2021 11:54:46	R2105887-019L	Y_R (360.074 nm)	0.19	1.05 (Ratio)	745754.11
6/17/2021 11:54:46	R2105887-019L	Zn (213.857 nm)	0.88	0.1804 (ppm)	5862.4828
6/17/2021 11:58:03	R2105686-004 10X	Ag (328.068 nm)	83.70	-0.0002 u (ppm)	-137.6033
6/17/2021 11:58:03	R2105686-004 10X	Al (237.312 nm)	0.37	5.1359 (ppm)	8517.8391
6/17/2021 11:58:03	R2105686-004 10X	As (188.980 nm)	8.61	0.0352 (ppm)	22.5799
6/17/2021 11:58:03	R2105686-004 10X	B (249.772 nm)	1.25	0.0170 (ppm)	824.9868
6/17/2021 11:58:03	R2105686-004 10X	Ba (230.424 nm)	0.62	0.0370 (ppm)	1259.4471
6/17/2021 11:58:03	R2105686-004 10X	Be (313.107 nm)	2.69	0.0002 (ppm)	-243.7967
6/17/2021 11:58:03	R2105686-004 10X	Ca (317.933 nm)	0.09	0.5277 (ppm)	21574.7746
6/17/2021 11:58:03	R2105686-004 10X	Cd (214.439 nm)	95.33	0.0003 (ppm)	15.0925
6/17/2021 11:58:03	R2105686-004 10X	Co (230.786 nm)	10.36	0.0045 (ppm)	56.5407
6/17/2021 11:58:03	R2105686-004 10X	Cr (267.716 nm)	3.62	0.0067 (ppm)	273.7818
6/17/2021 11:58:03	R2105686-004 10X	Cu (327.395 nm)	9.56	0.0090 (ppm)	478.5867
6/17/2021 11:58:03	R2105686-004 10X	Fe (234.350 nm)	0.06	33.6318 o (ppm)	272926.5775
6/17/2021 11:58:03	R2105686-004 10X	K (766.491 nm)	2.57	0.6394 (ppm)	1892.2343
6/17/2021 11:58:03	R2105686-004 10X	Mg (279.078 nm)	0.15	1.6822 (ppm)	3517.5382
6/17/2021 11:58:03	R2105686-004 10X	Mn (257.610 nm)	0.07	0.3966 (ppm)	98868.1418
6/17/2021 11:58:03	R2105686-004 10X	Mo (202.032 nm)	> 100.00	-0.0001 u (ppm)	2.9919
6/17/2021 11:58:03	R2105686-004 10X	Na (588.995 nm)	4.59	0.0488 (ppm)	-12511.2459
6/17/2021 11:58:03	R2105686-004 10X	Ni (230.299 nm)	2.41	0.0093 (ppm)	66.1008
6/17/2021 11:58:03	R2105686-004 10X	Pb (220.353 nm)	15.87	0.0110 (ppm)	22.9240
6/17/2021 11:58:03	R2105686-004 10X	Sb (217.582 nm)	> 100.00	-0.0010 u (ppm)	0.8538
6/17/2021 11:58:03	R2105686-004 10X	Se (196.026 nm)	> 100.00	-0.0017 u (ppm)	-3.7193
6/17/2021 11:58:03	R2105686-004 10X	Sn (189.925 nm)	> 100.00	-0.0005 u (ppm)	0.5041
6/17/2021 11:58:03	R2105686-004 10X	Sr (216.596 nm)	1.72	0.0081 (ppm)	61.9606
6/17/2021 11:58:03	R2105686-004 10X	Ti (336.122 nm)	6.68	0.0374 (ppm)	5740.4283
6/17/2021 11:58:03	R2105686-004 10X	Tl (351.923 nm)	> 100.00	-0.0002 u (ppm)	-1.8964
6/17/2021 11:58:03	R2105686-004 10X	V (292.401 nm)	1.35	0.0079 (ppm)	255.1792
6/17/2021 11:58:03	R2105686-004 10X	Y (360.074 nm)	0.12	1.05 (Ratio)	744619.12
6/17/2021 11:58:03	R2105686-004 10X	Y_R (360.074 nm)	0.12	1.05 (Ratio)	743606.90
6/17/2021 11:58:03	R2105686-004 10X	Zn (213.857 nm)	0.48	0.0297 (ppm)	939.8112
6/17/2021 12:01:18	R2105815-001 10X	Ag (328.068 nm)	53.83	-0.0002 u (ppm)	-138.1689
6/17/2021 12:01:18	R2105815-001 10X	Al (237.312 nm)	0.88	15.3622 (ppm)	25482.8202
6/17/2021 12:01:18	R2105815-001 10X	As (188.980 nm)	31.44	0.0094 (ppm)	3.2183
6/17/2021 12:01:18	R2105815-001 10X	B (249.772 nm)	1.21	0.0200 (ppm)	954.9693
6/17/2021 12:01:18	R2105815-001 10X	Ba (230.424 nm)	1.42	0.1031 (ppm)	3495.7144
6/17/2021 12:01:18	R2105815-001 10X	Be (313.107 nm)	1.57	0.0006 (ppm)	297.2481
6/17/2021 12:01:18	R2105815-001 10X	Ca (317.933 nm)	0.49	0.9554 (ppm)	36936.8716
6/17/2021 12:01:18	R2105815-001 10X	Cd (214.439 nm)	78.54	0.0003 (ppm)	14.5553
6/17/2021 12:01:18	R2105815-001 10X	Co (230.786 nm)	3.38	0.0087 (ppm)	102.0927
6/17/2021 12:01:18	R2105815-001 10X	Cr (267.716 nm)	0.63	0.0197 (ppm)	691.5076

Date Time	Label	Element Label (nm)	%RSD	Unadjusted Conc	Intensity
6/17/2021 12:01:18	R2105815-001 10X	Cu (327.395 nm)	0.76	0.0361 (ppm)	1931.7158
6/17/2021 12:01:18	R2105815-001 10X	Fe (234.350 nm)	0.25	21.9071 o (ppm)	177799.8747
6/17/2021 12:01:18	R2105815-001 10X	K (766.491 nm)	1.67	3.5999 (ppm)	10395.7109
6/17/2021 12:01:18	R2105815-001 10X	Mg (279.078 nm)	0.11	3.3915 (ppm)	7095.8907
6/17/2021 12:01:18	R2105815-001 10X	Mn (257.610 nm)	0.38	0.3337 (ppm)	83197.8348
6/17/2021 12:01:18	R2105815-001 10X	Mo (202.032 nm)	> 100.00	0.0003 u (ppm)	4.3101
6/17/2021 12:01:18	R2105815-001 10X	Na (588.995 nm)	4.19	0.2702 (ppm)	-4593.7259
6/17/2021 12:01:18	R2105815-001 10X	Ni (230.299 nm)	5.12	0.0174 (ppm)	141.6043
6/17/2021 12:01:18	R2105815-001 10X	Pb (220.353 nm)	3.17	0.0264 (ppm)	56.1622
6/17/2021 12:01:18	R2105815-001 10X	Sb (217.582 nm)	> 100.00	-0.0038 u (ppm)	-2.0509
6/17/2021 12:01:18	R2105815-001 10X	Se (196.026 nm)	> 100.00	-0.0007 u (ppm)	-3.1887
6/17/2021 12:01:18	R2105815-001 10X	Sn (189.925 nm)	44.10	0.0033 (ppm)	2.7308
6/17/2021 12:01:18	R2105815-001 10X	Sr (216.596 nm)	2.79	0.0210 (ppm)	161.4807
6/17/2021 12:01:18	R2105815-001 10X	Ti (336.122 nm)	2.61	0.4076 (ppm)	73865.9040
6/17/2021 12:01:18	R2105815-001 10X	Tl (351.923 nm)	> 100.00	-0.0063 u (ppm)	-12.5383
6/17/2021 12:01:18	R2105815-001 10X	V (292.401 nm)	2.17	0.0228 (ppm)	654.8809
6/17/2021 12:01:18	R2105815-001 10X	Y (360.074 nm)	0.04	1.05 (Ratio)	748058.65
6/17/2021 12:01:18	R2105815-001 10X	Y_R (360.074 nm)	0.04	1.05 (Ratio)	747034.47
6/17/2021 12:01:18	R2105815-001 10X	Zn (213.857 nm)	0.35	0.1987 (ppm)	6460.6377
6/17/2021 12:04:33	R2105815-001L 10X	Ag (328.068 nm)	18.01	-0.0003 u (ppm)	-141.8305
6/17/2021 12:04:33	R2105815-001L 10X	Al (237.312 nm)	1.37	3.3827 (ppm)	5609.3228
6/17/2021 12:04:33	R2105815-001L 10X	As (188.980 nm)	> 100.00	0.0032 (ppm)	-1.4980
6/17/2021 12:04:33	R2105815-001L 10X	B (249.772 nm)	6.01	0.0040 (ppm)	261.7749
6/17/2021 12:04:33	R2105815-001L 10X	Ba (230.424 nm)	0.90	0.0227 (ppm)	776.2227
6/17/2021 12:04:33	R2105815-001L 10X	Be (313.107 nm)	6.02	0.0001 (ppm)	-345.5101
6/17/2021 12:04:33	R2105815-001L 10X	Ca (317.933 nm)	0.23	0.1938 (ppm)	9584.0607
6/17/2021 12:04:33	R2105815-001L 10X	Cd (214.439 nm)	55.75	0.0002 (ppm)	12.7086
6/17/2021 12:04:33	R2105815-001L 10X	Co (230.786 nm)	29.59	0.0017 (ppm)	25.7783
6/17/2021 12:04:33	R2105815-001L 10X	Cr (267.716 nm)	2.02	0.0043 (ppm)	198.0867
6/17/2021 12:04:33	R2105815-001L 10X	Cu (327.395 nm)	4.19	0.0075 (ppm)	393.8070
6/17/2021 12:04:33	R2105815-001L 10X	Fe (234.350 nm)	0.13	4.4600 (ppm)	36244.6187
6/17/2021 12:04:33	R2105815-001L 10X	K (766.491 nm)	3.28	0.8646 (ppm)	2538.8089
6/17/2021 12:04:33	R2105815-001L 10X	Mg (279.078 nm)	0.35	0.6932 (ppm)	1447.1325
6/17/2021 12:04:33	R2105815-001L 10X	Mn (257.610 nm)	0.21	0.0674 (ppm)	16845.4793
6/17/2021 12:04:33	R2105815-001L 10X	Mo (202.032 nm)	23.53	-0.0007 u (ppm)	0.5982
6/17/2021 12:04:33	R2105815-001L 10X	Na (588.995 nm)	5.60	0.0818 (ppm)	-11331.6303
6/17/2021 12:04:33	R2105815-001L 10X	Ni (230.299 nm)	23.03	0.0026 (ppm)	3.3447
6/17/2021 12:04:33	R2105815-001L 10X	Pb (220.353 nm)	18.46	0.0056 (ppm)	11.2723
6/17/2021 12:04:33	R2105815-001L 10X	Sb (217.582 nm)	> 100.00	0.0013 u (ppm)	3.2094
6/17/2021 12:04:33	R2105815-001L 10X	Se (196.026 nm)	> 100.00	-0.0001 u (ppm)	-2.8414
6/17/2021 12:04:33	R2105815-001L 10X	Sn (189.925 nm)	33.95	-0.0022 u (ppm)	-0.5095
6/17/2021 12:04:33	R2105815-001L 10X	Sr (216.596 nm)	20.64	0.0055 (ppm)	42.0389
6/17/2021 12:04:33	R2105815-001L 10X	Ti (336.122 nm)	3.62	0.1039 (ppm)	17981.1531
6/17/2021 12:04:33	R2105815-001L 10X	Tl (351.923 nm)	27.44	-0.0074 u (ppm)	-14.6075
6/17/2021 12:04:33	R2105815-001L 10X	V (292.401 nm)	2.71	0.0053 (ppm)	186.6325
6/17/2021 12:04:33	R2105815-001L 10X	Y (360.074 nm)	0.19	1.05 (Ratio)	744514.44
6/17/2021 12:04:33	R2105815-001L 10X	Y_R (360.074 nm)	0.19	1.05 (Ratio)	743494.95
6/17/2021 12:04:33	R2105815-001L 10X	Zn (213.857 nm)	0.10	0.0394 (ppm)	1257.4202
6/17/2021 12:07:48	Continuing Calibration Verification	Ag (328.068 nm)	0.40	0.4851 (ppm)	32554.0252
6/17/2021 12:07:48	Continuing Calibration Verification	Al (237.312 nm)	0.18	9.8287 (ppm)	16303.0007
6/17/2021 12:07:48	Continuing Calibration Verification	As (188.980 nm)	0.49	0.9400 (ppm)	703.0589

Date Time	Label	Element Label (nm)	%RSD	Unadjusted Conc	Intensity
6/17/2021 12:07:48	Continuing Calibration Verification	B (249.772 nm)	0.46	2.4353 (ppm)	105424.8529
6/17/2021 12:07:48	Continuing Calibration Verification	Ba (230.424 nm)	0.61	10.1004 (ppm)	341756.6832
6/17/2021 12:07:48	Continuing Calibration Verification	Be (313.107 nm)	0.55	0.2433 (ppm)	326166.6154
6/17/2021 12:07:48	Continuing Calibration Verification	Ca (317.933 nm)	0.48	24.8337 (ppm)	894512.2821
6/17/2021 12:07:48	Continuing Calibration Verification	Cd (214.439 nm)	0.41	0.4899 (ppm)	9215.0606
6/17/2021 12:07:48	Continuing Calibration Verification	Co (230.786 nm)	0.33	2.4821 (ppm)	27376.6172
6/17/2021 12:07:48	Continuing Calibration Verification	Cr (267.716 nm)	0.45	0.5042 (ppm)	16192.4245
6/17/2021 12:07:48	Continuing Calibration Verification	Cu (327.395 nm)	0.45	1.2111 (ppm)	64906.1615
6/17/2021 12:07:48	Continuing Calibration Verification	Fe (234.350 nm)	0.45	4.9938 (ppm)	40575.8136
6/17/2021 12:07:48	Continuing Calibration Verification	K (766.491 nm)	0.28	23.8516 (ppm)	68564.8357
6/17/2021 12:07:48	Continuing Calibration Verification	Mg (279.078 nm)	0.46	24.6056 (ppm)	51505.2592
6/17/2021 12:07:48	Continuing Calibration Verification	Mn (257.610 nm)	0.43	0.7429 (ppm)	185150.1111
6/17/2021 12:07:48	Continuing Calibration Verification	Mo (202.032 nm)	0.63	2.4691 (ppm)	9205.5919
6/17/2021 12:07:48	Continuing Calibration Verification	Na (588.995 nm)	0.21	24.7188 (ppm)	869925.0726
6/17/2021 12:07:48	Continuing Calibration Verification	Ni (230.299 nm)	0.39	1.9655 (ppm)	18334.4991
6/17/2021 12:07:48	Continuing Calibration Verification	Pb (220.353 nm)	0.44	0.4935 (ppm)	1061.2699
6/17/2021 12:07:48	Continuing Calibration Verification	Sb (217.582 nm)	0.33	4.8632 (ppm)	5003.4732
6/17/2021 12:07:48	Continuing Calibration Verification	Se (196.026 nm)	1.42	0.4725 (ppm)	255.1736
6/17/2021 12:07:48	Continuing Calibration Verification	Sn (189.925 nm)	0.39	4.8927 (ppm)	2845.1234
6/17/2021 12:07:48	Continuing Calibration Verification	Sr (216.596 nm)	0.45	2.5101 (ppm)	19310.9188
6/17/2021 12:07:48	Continuing Calibration Verification	Ti (336.122 nm)	0.45	2.5339 (ppm)	465151.6971
6/17/2021 12:07:48	Continuing Calibration Verification	Tl (351.923 nm)	0.48	0.9410 (ppm)	1642.1044
6/17/2021 12:07:48	Continuing Calibration Verification	V (292.401 nm)	0.47	2.5135 (ppm)	67319.2474
6/17/2021 12:07:48	Continuing Calibration Verification	Y (360.074 nm)	0.19	1.03 (Ratio)	734511.22
6/17/2021 12:07:48	Continuing Calibration Verification	Y_R (360.074 nm)	0.19	1.03 (Ratio)	733479.23
6/17/2021 12:07:48	Continuing Calibration Verification	Zn (213.857 nm)	0.37	0.9657 (ppm)	31525.4464
6/17/2021 12:11:03	Continuing Calibration Blank	Ag (328.068 nm)	39.75	-0.0002 u (ppm)	-136.6370
6/17/2021 12:11:03	Continuing Calibration Blank	Al (237.312 nm)	21.28	0.0027 (ppm)	1.9868
6/17/2021 12:11:03	Continuing Calibration Blank	As (188.980 nm)	11.45	0.0031 (ppm)	-1.5834
6/17/2021 12:11:03	Continuing Calibration Blank	B (249.772 nm)	33.62	0.0020 (ppm)	177.3045
6/17/2021 12:11:03	Continuing Calibration Blank	Ba (230.424 nm)	> 100.00	0.0000 u (ppm)	8.1304
6/17/2021 12:11:03	Continuing Calibration Blank	Be (313.107 nm)	45.08	0.0000 (ppm)	-526.7558
6/17/2021 12:11:03	Continuing Calibration Blank	Ca (317.933 nm)	4.74	0.0045 (ppm)	2783.6494
6/17/2021 12:11:03	Continuing Calibration Blank	Cd (214.439 nm)	> 100.00	0.0001 u (ppm)	12.3596
6/17/2021 12:11:03	Continuing Calibration Blank	Co (230.786 nm)	> 100.00	0.0002 u (ppm)	8.6121
6/17/2021 12:11:03	Continuing Calibration Blank	Cr (267.716 nm)	> 100.00	0.0001 u (ppm)	62.3920
6/17/2021 12:11:03	Continuing Calibration Blank	Cu (327.395 nm)	36.52	0.0003 (ppm)	10.0228
6/17/2021 12:11:03	Continuing Calibration Blank	Fe (234.350 nm)	> 100.00	0.0002 u (ppm)	60.0232
6/17/2021 12:11:03	Continuing Calibration Blank	K (766.491 nm)	7.39	0.0475 (ppm)	192.0178
6/17/2021 12:11:03	Continuing Calibration Blank	Mg (279.078 nm)	> 100.00	0.0009 u (ppm)	-2.0551
6/17/2021 12:11:03	Continuing Calibration Blank	Mn (257.610 nm)	> 100.00	0.0000 u (ppm)	59.0340
6/17/2021 12:11:03	Continuing Calibration Blank	Mo (202.032 nm)	4.03	0.0026 (ppm)	12.9768
6/17/2021 12:11:03	Continuing Calibration Blank	Na (588.995 nm)	22.25	0.0228 (ppm)	-13441.8702
6/17/2021 12:11:03	Continuing Calibration Blank	Ni (230.299 nm)	> 100.00	-0.0002 u (ppm)	-22.6663
6/17/2021 12:11:03	Continuing Calibration Blank	Pb (220.353 nm)	> 100.00	-0.0007 u (ppm)	-2.1722
6/17/2021 12:11:03	Continuing Calibration Blank	Sb (217.582 nm)	65.96	0.0033 (ppm)	5.1964
6/17/2021 12:11:03	Continuing Calibration Blank	Se (196.026 nm)	49.18	-0.0023 u (ppm)	-4.0490
6/17/2021 12:11:03	Continuing Calibration Blank	Sn (189.925 nm)	63.11	-0.0026 u (ppm)	-0.7113
6/17/2021 12:11:03	Continuing Calibration Blank	Sr (216.596 nm)	> 100.00	-0.0001 u (ppm)	-1.3330
6/17/2021 12:11:03	Continuing Calibration Blank	Ti (336.122 nm)	13.10	0.0018 (ppm)	-801.4070
6/17/2021 12:11:03	Continuing Calibration Blank	Tl (351.923 nm)	64.48	-0.0045 u (ppm)	-9.3880

Date Time	Label	Element Label (nm)	%RSD	Unadjusted Conc	Intensity
6/17/2021 12:11:03	Continuing Calibration Blank	V (292.401 nm)	> 100.00	-0.0001 u (ppm)	40.3747
6/17/2021 12:11:03	Continuing Calibration Blank	Y (360.074 nm)	0.18	1.04 (Ratio)	740411.13
6/17/2021 12:11:03	Continuing Calibration Blank	Y_R (360.074 nm)	0.18	1.04 (Ratio)	739396.06
6/17/2021 12:11:03	Continuing Calibration Blank	Zn (213.857 nm)	> 100.00	0.0000 u (ppm)	-31.0560
6/17/2021 12:14:18	Contract Required Detection Limit	Ag (328.068 nm)	1.61	0.0094 (ppm)	509.5573
6/17/2021 12:14:18	Contract Required Detection Limit	Al (237.312 nm)	0.53	0.1991 (ppm)	327.9579
6/17/2021 12:14:18	Contract Required Detection Limit	As (188.980 nm)	6.61	0.0202 (ppm)	11.3051
6/17/2021 12:14:18	Contract Required Detection Limit	B (249.772 nm)	0.37	0.1914 (ppm)	8370.4517
6/17/2021 12:14:18	Contract Required Detection Limit	Ba (230.424 nm)	0.26	0.2074 (ppm)	7025.5737
6/17/2021 12:14:18	Contract Required Detection Limit	Be (313.107 nm)	0.46	0.0049 (ppm)	6093.6542
6/17/2021 12:14:18	Contract Required Detection Limit	Ca (317.933 nm)	0.30	1.0100 (ppm)	38895.8222
6/17/2021 12:14:18	Contract Required Detection Limit	Cd (214.439 nm)	0.45	0.0103 (ppm)	202.7318
6/17/2021 12:14:18	Contract Required Detection Limit	Co (230.786 nm)	0.92	0.0519 (ppm)	578.7134
6/17/2021 12:14:18	Contract Required Detection Limit	Cr (267.716 nm)	0.33	0.0089 (ppm)	344.3299
6/17/2021 12:14:18	Contract Required Detection Limit	Cu (327.395 nm)	1.28	0.0238 (ppm)	1269.9631
6/17/2021 12:14:18	Contract Required Detection Limit	Fe (234.350 nm)	0.50	0.0975 (ppm)	849.6282
6/17/2021 12:14:18	Contract Required Detection Limit	K (766.491 nm)	0.37	0.9512 (ppm)	2787.7300
6/17/2021 12:14:18	Contract Required Detection Limit	Mg (279.078 nm)	0.30	0.9763 (ppm)	2039.7996
6/17/2021 12:14:18	Contract Required Detection Limit	Mn (257.610 nm)	0.15	0.0155 (ppm)	3913.9551
6/17/2021 12:14:18	Contract Required Detection Limit	Mo (202.032 nm)	4.35	0.0246 (ppm)	95.0656
6/17/2021 12:14:18	Contract Required Detection Limit	Na (588.995 nm)	0.59	1.0374 (ppm)	22848.7910
6/17/2021 12:14:18	Contract Required Detection Limit	Ni (230.299 nm)	0.90	0.0400 (ppm)	352.4444
6/17/2021 12:14:18	Contract Required Detection Limit	Pb (220.353 nm)	7.45	0.0110 (ppm)	22.9562
6/17/2021 12:14:18	Contract Required Detection Limit	Sb (217.582 nm)	3.22	0.0610 (ppm)	64.5883
6/17/2021 12:14:18	Contract Required Detection Limit	Se (196.026 nm)	45.99	0.0084 (ppm)	1.7717
6/17/2021 12:14:18	Contract Required Detection Limit	Sn (189.925 nm)	0.25	0.4939 (ppm)	287.8869
6/17/2021 12:14:18	Contract Required Detection Limit	Sr (216.596 nm)	0.45	0.1012 (ppm)	778.2747
6/17/2021 12:14:18	Contract Required Detection Limit	Ti (336.122 nm)	0.21	0.0501 (ppm)	8087.0431
6/17/2021 12:14:18	Contract Required Detection Limit	Tl (351.923 nm)	10.33	0.0141 R (ppm) 71%	22.9332 R
6/17/2021 12:14:18	Contract Required Detection Limit	V (292.401 nm)	0.78	0.0502 (ppm)	1386.9369
6/17/2021 12:14:18	Contract Required Detection Limit	Y (360.074 nm)	0.23	1.05 (Ratio)	743008.04
6/17/2021 12:14:18	Contract Required Detection Limit	Y_R (360.074 nm)	0.23	1.05 (Ratio)	741982.48
6/17/2021 12:14:18	Contract Required Detection Limit	Zn (213.857 nm)	0.71	0.0199 (ppm)	619.2957
6/17/2021 12:17:32	Interference Check Solution A	Ag (328.068 nm)	30.29	-0.0002 u (ppm)	-138.6519
6/17/2021 12:17:32	Interference Check Solution A	Al (237.312 nm)	0.28	252.9177 o (ppm)	419578.4141
6/17/2021 12:17:32	Interference Check Solution A	As (188.980 nm)	> 100.00	-0.0003 u (ppm)	-4.0812
6/17/2021 12:17:32	Interference Check Solution A	B (249.772 nm)	0.50	0.0437 (ppm)	1978.5484
6/17/2021 12:17:32	Interference Check Solution A	Ba (230.424 nm)	36.69	0.0001 (ppm)	9.8863
6/17/2021 12:17:32	Interference Check Solution A	Be (313.107 nm)	18.97	0.0000 u (ppm)	-573.0501
6/17/2021 12:17:32	Interference Check Solution A	Ca (317.933 nm)	0.28	234.1111 o (ppm)	8410592.8969
6/17/2021 12:17:32	Interference Check Solution A	Cd (214.439 nm)	10.96	-0.0013 Ku (ppm)	-14.1658 K
6/17/2021 12:17:32	Interference Check Solution A	Co (230.786 nm)	13.30	-0.0018 u (ppm)	-13.4445
6/17/2021 12:17:32	Interference Check Solution A	Cr (267.716 nm)	18.61	-0.0009 u (ppm)	30.5600
6/17/2021 12:17:32	Interference Check Solution A	Cu (327.395 nm)	38.53	-0.0003 u (ppm)	-21.9933
6/17/2021 12:17:32	Interference Check Solution A	Fe (234.350 nm)	0.14	93.1728 o (ppm)	756005.3431
6/17/2021 12:17:32	Interference Check Solution A	K (766.491 nm)	1.34	0.0477 (ppm)	192.4377
6/17/2021 12:17:32	Interference Check Solution A	Mg (279.078 nm)	0.23	256.4965 o (ppm)	536942.8937
6/17/2021 12:17:32	Interference Check Solution A	Mn (257.610 nm)	0.93	0.0014 (ppm)	413.9840
6/17/2021 12:17:32	Interference Check Solution A	Mo (202.032 nm)	50.81	-0.0018 u (ppm)	-3.2649
6/17/2021 12:17:32	Interference Check Solution A	Na (588.995 nm)	65.92	0.0087 (ppm)	-13945.1366
6/17/2021 12:17:32	Interference Check Solution A	Ni (230.299 nm)	28.51	-0.0027 u (ppm)	-46.6899

Date Time	Label	Element Label (nm)	%RSD	Unadjusted Conc	Intensity
6/17/2021 12:17:32	Interference Check Solution A	Pb (220.353 nm)	> 100.00	-0.0024 u (ppm)	-5.8153
6/17/2021 12:17:32	Interference Check Solution A	Sb (217.582 nm)	87.04	-0.0006 u (ppm)	1.2545
6/17/2021 12:17:32	Interference Check Solution A	Se (196.026 nm)	> 100.00	-0.0041 u (ppm)	-5.0256
6/17/2021 12:17:32	Interference Check Solution A	Sn (189.925 nm)	51.38	-0.0037 u (ppm)	-1.3332
6/17/2021 12:17:32	Interference Check Solution A	Sr (216.596 nm)	3.87	0.0138 (ppm)	105.6853
6/17/2021 12:17:32	Interference Check Solution A	Ti (336.122 nm)	2.68	0.0019 (ppm)	-794.1406
6/17/2021 12:17:32	Interference Check Solution A	Tl (351.923 nm)	> 100.00	0.0042 (ppm)	5.6872
6/17/2021 12:17:32	Interference Check Solution A	V (292.401 nm)	10.79	0.0019 (ppm)	93.9094
6/17/2021 12:17:32	Interference Check Solution A	Y (360.074 nm)	0.04	0.98 (Ratio)	695696.59
6/17/2021 12:17:32	Interference Check Solution A	Y_R (360.074 nm)	0.04	0.98 (Ratio)	694665.89
6/17/2021 12:17:32	Interference Check Solution A	Zn (213.857 nm)	1.90	0.0091 (ppm)	265.9596
6/17/2021 12:20:47	Interference Check Solution AB	Ag (328.068 nm)	0.41	0.2100 (ppm)	14025.0629
6/17/2021 12:20:47	Interference Check Solution AB	Al (237.312 nm)	0.10	253.3546 o (ppm)	420303.1894
6/17/2021 12:20:47	Interference Check Solution AB	As (188.980 nm)	1.17	0.0978 (ppm)	69.6520
6/17/2021 12:20:47	Interference Check Solution AB	B (249.772 nm)	0.43	0.0438 (ppm)	1983.7251
6/17/2021 12:20:47	Interference Check Solution AB	Ba (230.424 nm)	0.37	0.5157 (ppm)	17455.6249
6/17/2021 12:20:47	Interference Check Solution AB	Be (313.107 nm)	0.19	0.4850 (ppm)	650638.2551
6/17/2021 12:20:47	Interference Check Solution AB	Ca (317.933 nm)	0.38	234.9596 o (ppm)	8441068.5816
6/17/2021 12:20:47	Interference Check Solution AB	Cd (214.439 nm)	0.35	0.9483 (ppm)	17828.7661
6/17/2021 12:20:47	Interference Check Solution AB	Co (230.786 nm)	0.26	0.4819 (ppm)	5320.0652
6/17/2021 12:20:47	Interference Check Solution AB	Cr (267.716 nm)	0.25	0.4980 (ppm)	15995.1712
6/17/2021 12:20:47	Interference Check Solution AB	Cu (327.395 nm)	0.11	0.5247 (ppm)	28116.6545
6/17/2021 12:20:47	Interference Check Solution AB	Fe (234.350 nm)	0.23	93.5628 o (ppm)	759169.5947
6/17/2021 12:20:47	Interference Check Solution AB	K (766.491 nm)	8.59	0.0399 (ppm)	170.1430
6/17/2021 12:20:47	Interference Check Solution AB	Mg (279.078 nm)	0.44	257.1096 o (ppm)	538226.3773
6/17/2021 12:20:47	Interference Check Solution AB	Mn (257.610 nm)	0.27	0.4918 (ppm)	122590.3687
6/17/2021 12:20:47	Interference Check Solution AB	Mo (202.032 nm)	48.92	-0.0017 u (ppm)	-2.8302
6/17/2021 12:20:47	Interference Check Solution AB	Na (588.995 nm)	27.87	0.0195 (ppm)	-13558.9056
6/17/2021 12:20:47	Interference Check Solution AB	Ni (230.299 nm)	0.50	0.9451 (ppm)	8804.9790
6/17/2021 12:20:47	Interference Check Solution AB	Pb (220.353 nm)	3.28	0.0481 (ppm)	102.8116
6/17/2021 12:20:47	Interference Check Solution AB	Sb (217.582 nm)	0.38	0.5997 (ppm)	618.5697
6/17/2021 12:20:47	Interference Check Solution AB	Se (196.026 nm)	9.02	0.0403 (ppm)	19.1980
6/17/2021 12:20:47	Interference Check Solution AB	Sn (189.925 nm)	> 100.00	-0.0014 u (ppm)	-0.0055
6/17/2021 12:20:47	Interference Check Solution AB	Sr (216.596 nm)	5.99	0.0147 (ppm)	113.0476
6/17/2021 12:20:47	Interference Check Solution AB	Ti (336.122 nm)	5.26	0.0018 (ppm)	-812.9483
6/17/2021 12:20:47	Interference Check Solution AB	Tl (351.923 nm)	11.54	0.1030 (ppm)	178.3934
6/17/2021 12:20:47	Interference Check Solution AB	V (292.401 nm)	0.20	0.4963 (ppm)	13328.0600
6/17/2021 12:20:47	Interference Check Solution AB	Y (360.074 nm)	0.14	0.98 (Ratio)	694350.31
6/17/2021 12:20:47	Interference Check Solution AB	Y_R (360.074 nm)	0.14	0.98 (Ratio)	693308.11
6/17/2021 12:20:47	Interference Check Solution AB	Zn (213.857 nm)	0.31	0.9857 (ppm)	32179.5199
6/17/2021 12:24:03	HLCCV2	Ag (328.068 nm)	0.11	2.1489 o (ppm)	144632.1913
6/17/2021 12:24:03	HLCCV2	Al (237.312 nm)	0.26	505.8166 o (ppm)	839128.1523
6/17/2021 12:24:03	HLCCV2	As (188.980 nm)	0.37	3.8238 o (ppm)	2871.7986
6/17/2021 12:24:03	HLCCV2	B (249.772 nm)	0.07	10.0905 o (ppm)	436541.4712
6/17/2021 12:24:03	HLCCV2	Ba (230.424 nm)	0.22	39.0314 o (ppm)	1320649.1954
6/17/2021 12:24:03	HLCCV2	Be (313.107 nm)	0.08	0.9460 o (ppm)	1269454.5307
6/17/2021 12:24:03	HLCCV2	Ca (317.933 nm)	0.20	233.3796 o (ppm)	8384323.3862
6/17/2021 12:24:03	HLCCV2	Cd (214.439 nm)	0.09	1.8683 o (ppm)	35116.8878
6/17/2021 12:24:03	HLCCV2	Co (230.786 nm)	0.30	9.4597 o (ppm)	104319.1974
6/17/2021 12:24:03	HLCCV2	Cr (267.716 nm)	0.11	9.6796 o (ppm)	309791.4236
6/17/2021 12:24:03	HLCCV2	Cu (327.395 nm)	0.24	5.4900 o (ppm)	294231.6967

Date Time	Label	Element Label (nm)	%RSD	Unadjusted Conc	Intensity
6/17/2021 12:24:03	HLCCV2	Fe (234.350 nm)	0.16	46.9733 o (ppm)	381171.2759
6/17/2021 12:24:03	HLCCV2	K (766.491 nm)	0.27	157.8795 o (ppm)	453535.4470
6/17/2021 12:24:03	HLCCV2	Mg (279.078 nm)	0.17	519.3094 o (ppm)	1087112.6155
6/17/2021 12:24:03	HLCCV2	Mn (257.610 nm)	0.09	9.3759 o (ppm)	2335920.8386
6/17/2021 12:24:03	HLCCV2	Mo (202.032 nm)	0.18	9.5627 o (ppm)	35642.8928
6/17/2021 12:24:03	HLCCV2	Na (588.995 nm)	0.84	196.0777 o (ppm)	6999364.3213
6/17/2021 12:24:03	HLCCV2	Ni (230.299 nm)	0.06	7.5417 o (ppm)	70408.7656
6/17/2021 12:24:03	HLCCV2	Pb (220.353 nm)	0.09	9.6963 o (ppm)	20866.1237
6/17/2021 12:24:03	HLCCV2	Sb (217.582 nm)	18.39	0.0247 (ppm)	27.2717
6/17/2021 12:24:03	HLCCV2	Se (196.026 nm)	0.32	1.9842 o (ppm)	1080.5883
6/17/2021 12:24:03	HLCCV2	Sn (189.925 nm)	12.98	-0.0228 u (ppm)	-12.4361
6/17/2021 12:24:03	HLCCV2	Sr (216.596 nm)	0.55	9.6629 o (ppm)	74338.8778
6/17/2021 12:24:03	HLCCV2	Ti (336.122 nm)	0.31	9.9298 o (ppm)	1826160.4738
6/17/2021 12:24:03	HLCCV2	Tl (351.923 nm)	0.22	4.1684 o (ppm)	7279.7332
6/17/2021 12:24:03	HLCCV2	V (292.401 nm)	0.11	9.8475 o (ppm)	263614.5915
6/17/2021 12:24:03	HLCCV2	Y (360.074 nm)	0.39	0.95 (Ratio)	676964.67
6/17/2021 12:24:03	HLCCV2	Y_R (360.074 nm)	0.39	0.95 (Ratio)	675895.07
6/17/2021 12:24:03	HLCCV2	Zn (213.857 nm)	0.08	3.9395 o (ppm)	128705.2005
6/17/2021 12:27:18	HLCCV3	Ag (328.068 nm)	> 100.00	0.0000 u (ppm)	-121.1242
6/17/2021 12:27:18	HLCCV3	Al (237.312 nm)	31.09	0.0129 (ppm)	19.0173
6/17/2021 12:27:18	HLCCV3	As (188.980 nm)	23.02	0.0057 (ppm)	0.4190
6/17/2021 12:27:18	HLCCV3	B (249.772 nm)	6.76	0.0276 (ppm)	1285.3260
6/17/2021 12:27:18	HLCCV3	Ba (230.424 nm)	31.24	0.0011 (ppm)	44.8235
6/17/2021 12:27:18	HLCCV3	Be (313.107 nm)	26.49	0.0001 (ppm)	-454.5675
6/17/2021 12:27:18	HLCCV3	Ca (317.933 nm)	0.38	186.9763 o (ppm)	6717772.6889
6/17/2021 12:27:18	HLCCV3	Cd (214.439 nm)	17.47	0.0007 (ppm)	22.0446
6/17/2021 12:27:18	HLCCV3	Co (230.786 nm)	20.50	-0.0009 u (ppm)	-2.9153
6/17/2021 12:27:18	HLCCV3	Cr (267.716 nm)	28.28	-0.0009 u (ppm)	32.6272
6/17/2021 12:27:18	HLCCV3	Cu (327.395 nm)	0.03	4.2737 o (ppm)	229044.9361
6/17/2021 12:27:18	HLCCV3	Fe (234.350 nm)	0.37	38.0531 o (ppm)	308798.2176
6/17/2021 12:27:18	HLCCV3	K (766.491 nm)	0.10	103.0342 o (ppm)	296002.4120
6/17/2021 12:27:18	HLCCV3	Mg (279.078 nm)	0.29	406.2435 o (ppm)	850421.7075
6/17/2021 12:27:18	HLCCV3	Mn (257.610 nm)	9.67	0.0006 (ppm)	211.2942
6/17/2021 12:27:18	HLCCV3	Mo (202.032 nm)	29.90	0.0085 (ppm)	35.1585
6/17/2021 12:27:18	HLCCV3	Na (588.995 nm)	0.04	146.3820 o (ppm)	5221771.1013
6/17/2021 12:27:18	HLCCV3	Ni (230.299 nm)	2.08	-0.0273 u (ppm)	-276.2048
6/17/2021 12:27:18	HLCCV3	Pb (220.353 nm)	> 100.00	0.0014 u (ppm)	2.2633
6/17/2021 12:27:18	HLCCV3	Sb (217.582 nm)	> 100.00	-0.0011 u (ppm)	0.7456
6/17/2021 12:27:18	HLCCV3	Se (196.026 nm)	93.40	-0.0056 u (ppm)	-5.8372
6/17/2021 12:27:18	HLCCV3	Sn (189.925 nm)	42.83	-0.0056 u (ppm)	-2.4779
6/17/2021 12:27:18	HLCCV3	Sr (216.596 nm)	6.19	0.0127 (ppm)	97.5921
6/17/2021 12:27:18	HLCCV3	Ti (336.122 nm)	9.79	0.0054 (ppm)	-140.4656
6/17/2021 12:27:18	HLCCV3	Tl (351.923 nm)	0.17	2.9805 o (ppm)	5204.5976
6/17/2021 12:27:18	HLCCV3	V (292.401 nm)	49.82	0.0002 (ppm)	50.2658
6/17/2021 12:27:18	HLCCV3	Y (360.074 nm)	0.02	0.98 (Ratio)	698889.08
6/17/2021 12:27:18	HLCCV3	Y_R (360.074 nm)	0.02	0.98 (Ratio)	697793.00
6/17/2021 12:27:18	HLCCV3	Zn (213.857 nm)	3.41	0.0060 (ppm)	165.7052
6/17/2021 12:30:35	HLCCV1	Ag (328.068 nm)	0.18	0.9927 (ppm)	66746.6117
6/17/2021 12:30:35	HLCCV1	Al (237.312 nm)	0.16	19.7803 (ppm)	32812.3973
6/17/2021 12:30:35	HLCCV1	As (188.980 nm)	0.18	1.9284 (ppm)	1446.3782
6/17/2021 12:30:35	HLCCV1	B (249.772 nm)	0.15	4.8535 (ppm)	210023.9123

Date Time	Label	Element Label (nm)	%RSD	Unadjusted Conc	Intensity
6/17/2021 12:30:35	HLCCV1	Ba (230.424 nm)	0.44	19.8877 (ppm)	672916.5190
6/17/2021 12:30:35	HLCCV1	Be (313.107 nm)	0.11	0.4869 (ppm)	653204.4713
6/17/2021 12:30:35	HLCCV1	Ca (317.933 nm)	0.64	49.6559 (ppm)	1785985.9892
6/17/2021 12:30:35	HLCCV1	Cd (214.439 nm)	0.17	0.9905 (ppm)	18621.5312
6/17/2021 12:30:35	HLCCV1	Co (230.786 nm)	0.19	4.9369 (ppm)	54445.8870
6/17/2021 12:30:35	HLCCV1	Cr (267.716 nm)	0.19	0.9894 (ppm)	31720.6147
6/17/2021 12:30:35	HLCCV1	Cu (327.395 nm)	0.20	2.4627 (ppm)	131984.8112
6/17/2021 12:30:35	HLCCV1	Fe (234.350 nm)	0.12	9.8910 (ppm)	80308.0077
6/17/2021 12:30:35	HLCCV1	K (766.491 nm)	0.45	48.7855 (ppm)	140182.8574
6/17/2021 12:30:35	HLCCV1	Mg (279.078 nm)	0.23	49.6149 (ppm)	103859.3256
6/17/2021 12:30:35	HLCCV1	Mn (257.610 nm)	0.14	1.4818 (ppm)	369228.5944
6/17/2021 12:30:35	HLCCV1	Mo (202.032 nm)	0.19	4.9028 (ppm)	18275.7506
6/17/2021 12:30:35	HLCCV1	Na (588.995 nm)	0.30	49.7885 (ppm)	1766657.4738
6/17/2021 12:30:35	HLCCV1	Ni (230.299 nm)	0.12	3.9521 (ppm)	36886.9477
6/17/2021 12:30:35	HLCCV1	Pb (220.353 nm)	0.36	0.9794 (ppm)	2106.9304
6/17/2021 12:30:35	HLCCV1	Sb (217.582 nm)	0.15	9.8710 (ppm)	10153.7124
6/17/2021 12:30:35	HLCCV1	Se (196.026 nm)	0.32	0.9783 (ppm)	531.3587
6/17/2021 12:30:35	HLCCV1	Sn (189.925 nm)	0.25	9.7686 (ppm)	5679.6576
6/17/2021 12:30:35	HLCCV1	Sr (216.596 nm)	0.36	4.9805 (ppm)	38316.2449
6/17/2021 12:30:35	HLCCV1	Ti (336.122 nm)	0.32	4.9453 (ppm)	908901.6242
6/17/2021 12:30:35	HLCCV1	Tl (351.923 nm)	0.67	1.8861 (ppm)	3292.9458
6/17/2021 12:30:35	HLCCV1	V (292.401 nm)	0.20	4.9840 (ppm)	133443.1423
6/17/2021 12:30:35	HLCCV1	Y (360.074 nm)	0.40	1.02 (Ratio)	722620.53
6/17/2021 12:30:35	HLCCV1	Y_R (360.074 nm)	0.40	1.02 (Ratio)	721522.27
6/17/2021 12:30:35	HLCCV1	Zn (213.857 nm)	0.26	1.9735 (ppm)	64459.3420
6/17/2021 12:33:50	Continuing Calibration Verification	Ag (328.068 nm)	0.13	0.4861 (ppm)	32619.3419
6/17/2021 12:33:50	Continuing Calibration Verification	Al (237.312 nm)	0.21	9.8118 (ppm)	16274.9396
6/17/2021 12:33:50	Continuing Calibration Verification	As (188.980 nm)	0.57	0.9458 (ppm)	707.4204
6/17/2021 12:33:50	Continuing Calibration Verification	B (249.772 nm)	0.17	2.4446 (ppm)	105827.6814
6/17/2021 12:33:50	Continuing Calibration Verification	Ba (230.424 nm)	0.10	10.1528 (ppm)	343531.3591
6/17/2021 12:33:50	Continuing Calibration Verification	Be (313.107 nm)	0.37	0.2443 (ppm)	327469.1051
6/17/2021 12:33:50	Continuing Calibration Verification	Ca (317.933 nm)	0.27	24.9894 (ppm)	900101.6977
6/17/2021 12:33:50	Continuing Calibration Verification	Cd (214.439 nm)	0.14	0.4911 (ppm)	9238.7971
6/17/2021 12:33:50	Continuing Calibration Verification	Co (230.786 nm)	0.08	2.4840 (ppm)	27397.9544
6/17/2021 12:33:50	Continuing Calibration Verification	Cr (267.716 nm)	0.17	0.5051 (ppm)	16221.7332
6/17/2021 12:33:50	Continuing Calibration Verification	Cu (327.395 nm)	0.25	1.2092 (ppm)	64802.8405
6/17/2021 12:33:50	Continuing Calibration Verification	Fe (234.350 nm)	0.10	4.9983 (ppm)	40611.9423
6/17/2021 12:33:50	Continuing Calibration Verification	K (766.491 nm)	0.40	24.1004 (ppm)	69279.4987
6/17/2021 12:33:50	Continuing Calibration Verification	Mg (279.078 nm)	0.11	24.7096 (ppm)	51722.8842
6/17/2021 12:33:50	Continuing Calibration Verification	Mn (257.610 nm)	0.17	0.7438 (ppm)	185359.5364
6/17/2021 12:33:50	Continuing Calibration Verification	Mo (202.032 nm)	0.20	2.4710 (ppm)	9212.8046
6/17/2021 12:33:50	Continuing Calibration Verification	Na (588.995 nm)	0.19	24.9088 (ppm)	876718.5031
6/17/2021 12:33:50	Continuing Calibration Verification	Ni (230.299 nm)	0.16	1.9705 (ppm)	18380.9405
6/17/2021 12:33:50	Continuing Calibration Verification	Pb (220.353 nm)	0.63	0.4941 (ppm)	1062.5104
6/17/2021 12:33:50	Continuing Calibration Verification	Sb (217.582 nm)	0.27	4.8829 (ppm)	5023.7096
6/17/2021 12:33:50	Continuing Calibration Verification	Se (196.026 nm)	0.88	0.4744 (ppm)	256.2095
6/17/2021 12:33:50	Continuing Calibration Verification	Sn (189.925 nm)	0.13	4.8959 (ppm)	2847.0015
6/17/2021 12:33:50	Continuing Calibration Verification	Sr (216.596 nm)	0.21	2.5257 (ppm)	19430.6639
6/17/2021 12:33:50	Continuing Calibration Verification	Ti (336.122 nm)	0.20	2.5355 (ppm)	465442.0888
6/17/2021 12:33:50	Continuing Calibration Verification	Tl (351.923 nm)	0.23	0.9367 (ppm)	1634.5129
6/17/2021 12:33:50	Continuing Calibration Verification	V (292.401 nm)	0.27	2.5259 (ppm)	67649.2261

Date Time	Label	Element Label (nm)	%RSD	Unadjusted Conc	Intensity
6/17/2021 12:33:50	Continuing Calibration Verification	Y (360.074 nm)	0.40	1.02 (Ratio)	727264.07
6/17/2021 12:33:50	Continuing Calibration Verification	Y_R (360.074 nm)	0.40	1.02 (Ratio)	726176.33
6/17/2021 12:33:50	Continuing Calibration Verification	Zn (213.857 nm)	0.15	0.9713 (ppm)	31707.8054
6/17/2021 12:37:05	Continuing Calibration Blank	Ag (328.068 nm)	70.54	-0.0002 u (ppm)	-138.2761
6/17/2021 12:37:05	Continuing Calibration Blank	Al (237.312 nm)	> 100.00	0.0013 u (ppm)	-0.2838
6/17/2021 12:37:05	Continuing Calibration Blank	As (188.980 nm)	91.92	0.0039 (ppm)	-0.9581
6/17/2021 12:37:05	Continuing Calibration Blank	B (249.772 nm)	15.37	0.0054 (ppm)	321.9178
6/17/2021 12:37:05	Continuing Calibration Blank	Ba (230.424 nm)	73.57	0.0002 (ppm)	12.7573
6/17/2021 12:37:05	Continuing Calibration Blank	Be (313.107 nm)	24.60	0.0000 (ppm)	-499.7887
6/17/2021 12:37:05	Continuing Calibration Blank	Ca (317.933 nm)	2.42	0.0052 (ppm)	2844.8242
6/17/2021 12:37:05	Continuing Calibration Blank	Cd (214.439 nm)	20.48	0.0003 (ppm)	14.7367
6/17/2021 12:37:05	Continuing Calibration Blank	Co (230.786 nm)	69.73	-0.0001 u (ppm)	5.4314
6/17/2021 12:37:05	Continuing Calibration Blank	Cr (267.716 nm)	> 100.00	0.0000 u (ppm)	60.7038
6/17/2021 12:37:05	Continuing Calibration Blank	Cu (327.395 nm)	23.42	0.0008 (ppm)	38.3624
6/17/2021 12:37:05	Continuing Calibration Blank	Fe (234.350 nm)	> 100.00	-0.0005 u (ppm)	55.0120
6/17/2021 12:37:05	Continuing Calibration Blank	K (766.491 nm)	19.20	0.1067 (ppm)	361.9224
6/17/2021 12:37:05	Continuing Calibration Blank	Mg (279.078 nm)	> 100.00	0.0016 (ppm)	-0.5592
6/17/2021 12:37:05	Continuing Calibration Blank	Mn (257.610 nm)	43.17	0.0000 (ppm)	66.5338
6/17/2021 12:37:05	Continuing Calibration Blank	Mo (202.032 nm)	19.00	0.0045 (ppm)	20.0522
6/17/2021 12:37:05	Continuing Calibration Blank	Na (588.995 nm)	14.42	0.0380 (ppm)	-12900.3238
6/17/2021 12:37:05	Continuing Calibration Blank	Ni (230.299 nm)	> 100.00	-0.0005 u (ppm)	-25.4660
6/17/2021 12:37:05	Continuing Calibration Blank	Pb (220.353 nm)	69.84	0.0015 (ppm)	2.4352
6/17/2021 12:37:05	Continuing Calibration Blank	Sb (217.582 nm)	18.08	0.0086 (ppm)	10.6529
6/17/2021 12:37:05	Continuing Calibration Blank	Se (196.026 nm)	> 100.00	-0.0004 u (ppm)	-3.0161
6/17/2021 12:37:05	Continuing Calibration Blank	Sn (189.925 nm)	> 100.00	0.0001 u (ppm)	0.8304
6/17/2021 12:37:05	Continuing Calibration Blank	Sr (216.596 nm)	> 100.00	0.0005 (ppm)	3.4002
6/17/2021 12:37:05	Continuing Calibration Blank	Ti (336.122 nm)	10.94	0.0020 (ppm)	-764.0450
6/17/2021 12:37:05	Continuing Calibration Blank	Tl (351.923 nm)	> 100.00	0.0002 u (ppm)	-1.1983
6/17/2021 12:37:05	Continuing Calibration Blank	V (292.401 nm)	> 100.00	0.0000 u (ppm)	43.2171
6/17/2021 12:37:05	Continuing Calibration Blank	Y (360.074 nm)	0.10	1.03 (Ratio)	734993.69
6/17/2021 12:37:05	Continuing Calibration Blank	Y_R (360.074 nm)	0.10	1.03 (Ratio)	733913.25
6/17/2021 12:37:05	Continuing Calibration Blank	Zn (213.857 nm)	93.91	-0.0001 u (ppm)	-34.2277

Ag (328.068 nm)
Intensity = 67360.44864763 * Concentration - 121.89745850
Correlation coefficient: 0.99998

As (188.980 nm)
Intensity = 752.04150887 * Concentration - 3.88573204
Correlation coefficient: 1.00000

B (249.772 nm)
Intensity = 43253.82732005 * Concentration + 89.86489053
Correlation coefficient: 1.00000

Ba (230.424 nm)
Intensity = 33835.41810326 * Concentration + 6.63228690
Correlation coefficient: 0.99997

Be (313.107 nm)
Intensity = 1342555.26723250 * Concentration - 542.66505206
Correlation coefficient: 1.00000

Cd (214.439 nm)
Intensity = 18791.10462662 * Concentration + 9.58330484
Correlation coefficient: 0.99999

Co (230.786 nm)
Intensity = 11027.06358745 * Concentration + 6.66367459
Correlation coefficient: 1.00000

Cr (267.716 nm)
Intensity = 31998.30034350 * Concentration + 60.00186877
Correlation coefficient: 1.00000

Cu (327.395 nm)
Intensity = 53595.13180865 * Concentration - 5.57861451
Correlation coefficient: 0.99996

K (766.491 nm)
Intensity = 2872.31606489 * Concentration + 55.53244245
Correlation coefficient: 0.99998

Mn (257.610 nm)
Intensity = 249133.69232991 * Concentration + 59.85108193
Correlation coefficient: 0.99999

Mo (202.032 nm)
Intensity = 3726.95056195 * Concentration + 3.32604920
Correlation coefficient: 1.00000

Na (588.995 nm)
Intensity = 35769.61194633 * Concentration - 14257.86423821
Correlation coefficient: 1.00000

Ni (230.299 nm)
Intensity = 9338.76555259 * Concentration - 21.20877396
Correlation coefficient: 1.00000

Pb (220.353 nm)
Intensity = 2152.03810526 * Concentration - 0.73553117
Correlation coefficient: 1.00000

Sb (217.582 nm)
Intensity = 1028.45535796 * Concentration + 1.84756702
Correlation coefficient: 1.00000

Se (196.026 nm)
Intensity = 545.99149000 * Concentration - 2.78892136
Correlation coefficient: 0.99998

Sn (189.925 nm)
Intensity = 581.34014244 * Concentration + 0.79054624
Correlation coefficient: 1.00000

Ti (336.122 nm)
Intensity = 184022.38364044 * Concentration - 1140.01691566
Correlation coefficient: 1.00000

Tl (351.923 nm)
Intensity = 1746.78012654 * Concentration - 1.61099956
Correlation coefficient: 0.99995

V (292.401 nm)
Intensity = 26765.22528116 * Concentration + 44.04121321
Correlation coefficient: 1.00000

Zn (213.857 nm)
Intensity = 32678.19147034 * Concentration - 31.43071992
Correlation coefficient: 1.00000

Fe (234.350 nm)
Intensity = 8113.38339907 * Concentration + 58.80001957
Correlation coefficient: 1.00000

Mg (279.078 nm)
Intensity = 2093.38882569 * Concentration - 3.92124201
Correlation coefficient: 1.00000

Sr (216.596 nm)
Intensity = 7693.22559917 * Concentration - 0.18930143
Correlation coefficient: 1.00000

Al (237.312 nm)
Intensity = 1658.96196864 * Concentration - 2.41547911
Correlation coefficient: 1.00000

Ca (317.933 nm)
Intensity = 35914.44824337 * Concentration + 2622.65940007
Correlation coefficient: 1.00000

Preparation Information Benchsheet

Prep Run#: 381380
Team: Metals/NMANSEN

Prep WorkFlow: MetDigSICP
Prep Method: EPA 3050B

Status: Prepped
Prep Date/Time: 6/15/21 11:46

#	Lab Code	Client ID	B#	Amt. Ext.	Method /Test	pH	AE	BN	Final Vol	Sample Desc. (Initial/Final)	SpikeAmt./Inv. ID	Comments
1	RQ2106796-01	MB		0.5000g	6010C/Ag T, As T, Ba T, Be T, Cd T, Co T, Cr T, Mn T, Ni T, Pb T, Sb T, Se T				50.00mL	White-Coarse/Colorless-Clear		HB: 1 Well: B3 Temp: 93.5C/92.0C
2	RQ2106796-05	MB		0.5g	6010C/Ag T, Al T, As T, B T, Ba T, Be T, Ca T, Cd T, Co T, Cr T, Cu T, Fe T, K T, Mg T, Mn T, Mo T, Na T, Ni T, Pb T, Sb T, Se T, Tl T, V T, Zn T				50.00mL	White-Coarse/Colorless-Clear		
3	RQ2106796-02	LCS		0.5000g	6010C/Ag T, As T, Ba T, Be T, Cd T, Co T, Cr T, Mn T, Ni T, Pb T, Sb T, Se T				50.00mL	White-Coarse/Colorless-Clear	0.5000 mL/214347; 0.5000 mL/217470; 0.5000 mL/214348	On HB: 12:43-12:48,13:00-13:30,13:31-14:01,14:42-14:57,15:00-15:15 Pipet/Repipet:M23,M103,M104,M106
4	RQ2106796-06	LCS		0.5g	6010C/Ag T, Al T, As T, B T, Ba T, Be T, Ca T, Cd T, Co T, Cr T, Cu T, Fe T, K T, Mg T, Mn T, Mo T, Na T, Ni T, Pb T, Sb T, Se T, Tl T, V T, Zn T				50.00mL	White-Coarse/Colorless-Clear	0.5000 mL/214347; 0.5000 mL/214348; 0.5000 mL/217470	
5	R2105651-001	Misc. 052021	.03	0.5g	6010C/As T, Ba T, Be T, Cd T, Co T, Cr T, Mn T, Ni T, Pb T, Sb T, Se T				50.00mL	Clear-Liquid/Colorless-Clear		
6	R2105651-002	APS 060221	.03	0.5g	6010C/As T, Ba T, Be T, Cd T, Co T, Cr T, Mn T, Ni T, Pb T, Sb T, Se T				50.00mL	Yellow-Liquid/Yellow-Clear		
7	R2105651-003	Slurry 060621	.04	0.5200g	6010C/As T, Ba T, Be T, Cd T, Co T, Cr T, Mn T, Ni T, Pb T, Sb T, Se T				50.00mL	Brown-Liquid/Colorless-Clear		
8	R2105686-004	SP-3 Sediment	.01	0.5500g	6010C/Ag T, Al T, As T, Ba T, Be T, Ca T, Cd T, Co T, Cr T, Cu T, Fe T, K T, Mg T, Mn T, Na T, Ni T, Pb T, Sb T, Se T, Tl T, V T, Zn T				50.00mL	Brown-Medium/Yellow-Clear		
9	R2105718-001	MCLLC - Used Cutting Oil 0621	.02	0.5500g	6010C/Ag T, As T, Ba T, Cd T, Cr T, Pb T, Se T				50.00mL	Tan-Liquid/Yellow-Clear		
10	R2105729-001	BSA Yearly Cake	.08	0.5200g	6010C/As T, Cd T, Cr T, Cu T, K T, Mo T, Ni T, Pb T, Se T, Zn T				50.00mL	Brown-Medium/Yellow-Clear		
11	R2105731-001	Biosolids	.01	0.5400g	6010C/As T, Cd T, Cr T, Cu T, Mo T, Ni T, Pb T, Se T, Zn T				50.00mL	Brown-Medium/Yellow-Clear		
12	R2105815-001	SW-1A	.02	0.5g	6010C/Ag T, Al T, As T, B T, Ba T, Be T, Ca T, Cd T, Co T, Cr T, Cu T, Fe T, K T, Mg T, Mn T, Na T, Ni T, Pb T, Sb T, Se T, Tl T, V T, Zn T				50.00mL	Brown-Medium/Yellow-Clear		Tier IV
13	R2105853-001	S1 East	.01	0.5100g	6010C/Pb T				50.00mL	Brown-Medium/Yellow-Clear		
14	R2105853-002	S2 East Middle	.01	0.5g	6010C/Pb T				50.00mL	Brown-Medium/Yellow-Clear		
15	R2105853-003	S3 West Middle	.01	0.5g	6010C/Pb T				50.00mL	Brown-Medium/Yellow-Clear		
16	R2105853-004	S4 West	.01	0g	6010C/Pb T				50.00mL	Brown-Medium/Yellow-Clear		

Preparation Information Benchsheet

Prep Run#: 381380 **Prep WorkFlow:** MetDigSICP **Status:** Prepped
Team: Metals/NMANSEN **Prep Method:** EPA 3050B **Prep Date/Time:** 6/15/21 11:46

17	R2105887-001	TP-01 (350)	.03	0.5g	6010C/Ag T, As T, Ba T, Be T, Cd T, Cr T, Cu T, Mn T, Ni T, Pb T, Se T, Zn T				50.00mL	Brown-Medium/Yellow-Clear		Tier IV
18	R2105887-005	TP-07 (350)	.04	0.5g	6010C/Ag T, As T, Ba T, Be T, Cd T, Cr T, Cu T, Mn T, Ni T, Pb T, Se T, Zn T				50.00mL	Brown-Medium/Yellow-Clear		
19	R2105887-006	TP-08+09+10 (350)	.04	0.5100g	6010C/Ag T, As T, Ba T, Be T, Cd T, Cr T, Cu T, Mn T, Ni T, Pb T, Se T, Zn T				50.00mL	Brown-Medium/Yellow-Clear		
20	R2105887-008	TP-11+12 (350)	.04	0.5300g	6010C/Ag T, As T, Ba T, Be T, Cd T, Cr T, Cu T, Mn T, Ni T, Pb T, Se T, Zn T				50.00mL	Brown-Medium/Yellow-Clear		
21	R2105887-010	TP-01 (370)	.04	0.5300g	6010C/Ag T, As T, Ba T, Be T, Cd T, Cr T, Cu T, Mn T, Ni T, Pb T, Se T, Zn T				50.00mL	Brown-Medium/Yellow-Clear		
22	R2105887-014	TP-06+07 (370)	.04	0.5100g	6010C/Ag T, As T, Ba T, Be T, Cd T, Cr T, Cu T, Mn T, Ni T, Pb T, Se T, Zn T				50.00mL	Brown-Medium/Yellow-Clear		
23	R2105887-016	TP-08+09 (370)	.04	0.5500g	6010C/Ag T, As T, Ba T, Be T, Cd T, Cr T, Cu T, Mn T, Ni T, Pb T, Se T, Zn T				50.00mL	Brown-Medium/Yellow-Clear		
24	R2105887-019	TP-10+11 (370)	.04	0.5g	6010C/Ag T, As T, Ba T, Be T, Cd T, Cr T, Cu T, Mn T, Ni T, Pb T, Se T, Zn T				50.00mL	Brown-Medium/Yellow-Clear		
25	RQ2106796-03	R2105887-019 MS	.04	0.5g	6010C/Ag T, As T, Ba T, Be T, Cd T, Cr T, Cu T, Mn T, Ni T, Pb T, Se T, Zn T				50.00mL	Brown-Medium/Yellow-Clear	0.5000 mL/214348; 0.5000 mL/214347; 0.5000 mL/217470	
26	RQ2106796-04	R2105887-019 DMS	.04	0.5g	6010C/Ag T, As T, Ba T, Be T, Cd T, Cr T, Cu T, Mn T, Ni T, Pb T, Se T, Zn T				50.00mL	Brown-Medium/Yellow-Clear	0.5000 mL/214347; 0.5000 mL/214348; 0.5000 mL/217470	

Spiking Solutions

Name:	Custom LCS STD A Metals	Inventory ID	214347	Logbook Ref:	214347	Expires On:	06/01/2022	Lot #:	10070256-
Name:	Custom LCS STD B Metals	Inventory ID	214348	Logbook Ref:	214348	Expires On:	12/01/2022	Lot #:	10070256-
Name:	C Spike	Inventory ID	217470	Logbook Ref:	217470	Expires On:	12/01/2021		

Preparation Materials

1:1 HCl Metals Grade	217545 (217545)	1:1 Nitric Acid Metals Grade	217546 (217546)	Hot Block Cups	50mL Lot 502604-4932 (216737)
Hydrogen Peroxide 30% Reagent Grade H2O2	215017 (215017)	Nitric Acid Metals Grade HNO3	216522 (216522)	Thermometer	36 (212719)

Preparation Steps

Step: Digestion
Started: 6/15/21 11:46
Finished: 6/15/21 16:26
By: NMANSEN
Comments

Preparation Information Benchsheet

Prep Run#: 381380
Team: Metals/NMANSEN

Prep WorkFlow: MetDigSICP
Prep Method: EPA 3050B

Status: Prepped
Prep Date/Time: 6/15/21 11:46

5651 6125
5686 6118
5718 6118
5729 6118
5731 6118
5815 6121
5853 6122
5887 711

20

Comments:

Reviewed By: Kelly McLaen Date: 6/16/21 Spike Witness: KMCLAEN Date:

Chain of Custody

Relinquished By: Nicol Date: 6/15/21 Extracts Examined

Received By: RAUI Date: 6/15/21 Yes No

ICP ICV/CCV (Standard is prepared daily)
(ICV FOR ILM5.3 IS A ½ DILUTION OF THIS STANDARD)

	Metal	ALS Lot #	Conc. (ppm)	Vol. (mls)	Final Vol. (mls)	Final Conc. (ppm)
Cal Std 1	CA	215367	5000	1.00	200	25.0
	MG		5000			25.0
	K		5000			25.0
	NA		5000			25.0
Cal Std 2	AG	215691	100	1.00		0.500
	CR		100			0.500
	MN		150			0.750
	NI		400			2.00
	ZN		200			1.00
Cal Std 3	AL	216855	2000	1.00		10.0
	BA		2000			10.0
	BE		50			0.250
	CO		500			2.50
	CU		250			1.25
	FE		1000			5.00
	V		500			2.50
Cal Std 4	AS	215368	100	2.00		1.00
	CD		50			0.500
	PB		50			0.500
	SE		50			0.500
	TL		100			1.00
Single Metals	SB	213234	1000	1.00		5.00
	SN	216711	1000	1.00		5.00
	B	209987	1000	0.500		2.50
	MO	213137	1000	0.500		2.50
	TI	209988	1000	0.500		2.50
	SR	215319	1000	0.500		2.50
	P	—	1000	1.00		5.00

Analyst/ Date	Letter ID	Nitric Acid Lot # / Concentration	Hydrochloric Acid Lot # / Concentration	Pipet ID
KSM 6/10/21	A	216522 10%	215488 5%	M36
NM 6/11/21	B	216522 2%	215488 5%	M36
KSM 6/14/21	C	216522 2%	215488 5%	M36
NM 6/15/21	D	216522 10%	215488 5%	M36
KSM 6/16/21	E	216522 2%	215488 5%	M36
NM 6/17/21	F	216522 10%	215488 5%	M36
	G			
	H			
	I			
	J			
	K			
	L			
	M			
	N			
	O			
	P			
	Q			
	R			
	S			
	T			
	U			
	V			
	W			
	X			
	Y			
	Z			
	AA			
	BB			

ICP CALIBRATION STANDARD #1 (Standard is prepared every 6 months or as necessary)

	Metal	ALS Lot #	Conc. (ppm)	Vol. (mls)	Final Vol. (mls)	Final Conc. (ppm)
Cal Std.1 Int.	AL	M8160002 A	20.0	1.00	1000	0.020
	AS		5.00			0.0050
	CD		1.00			0.0010
	CO		3.00			0.0030
	CR		5.00			0.0050
	PB		5.00			0.0050
	V		3.00			0.0030
Cal Std. 1	CA	215854	5000	0.100		0.500
	K		5000			BELOW
	MG		5000			0.500
	NA		5000			0.500
Single Element	BA	212114	1000	0.020		0.020
	CU	215289	1000	0.010		0.010
	K	213235	10000	0.150		2.00
	MN	213232	1000	0.010		0.010
	MO	209523	1000	0.025		0.025
	SB	205547	1000	0.010		0.010
	TL	209529	1000	0.010		0.010
	ZN	210958	1000	0.010		0.010
	P	—	1000	0.100		0.100

Analyst/ Date	Letter ID	Nitric Acid Lot#/ Concentration	Hydrochloric Acid Lot #/ Concentration	Expiration Date	Pipet ID
KSM 4/5/21	A	214705 27.	215488 5%.	6/30/21	M37 M35
KSM 4/5/21	B	214705 107.	215488 5%.	6/30/21	M37 M35
	C				
	D				
	E				
	F				
	G				
	H				
	I				
	J				
	K				
	L				
	M				
	N				
	O				
	P				
	Q				
	R				
	S				
	T				
	U				
	V				
	W				
	X				
	Y				
	Z				

ICP CALIBRATION STANDARD #2
(Standard is prepared every 6 months or as necessary)

	Metal	ALS Lot #	Conc. (ppm)	Vol. (mls)	Final Vol. (mls)	Final Conc. (ppm)
Single Element	AL	199356	1000	0.100	1000	0.100
	AS	212486	1000	0.010		0.010
	B	209521	1000	0.200		0.200
	BE	215008 (1/10)	100	0.030		0.003
	CA	216858	10000	0.100		1.00
	CD	214922 (1/10)	100	0.050		0.005
	CU	215289	1000	0.020		0.020
	K	213235	10000	0.200		2.00
	MG	213231	10000	0.100		1.00
	NA	211028	10000	0.100		1.00
	PB	213233	1000	0.050		0.050
	SB	216709	1000	0.060		0.060
	SE	215366	1000	0.010		0.010
	SN	216061	1000	0.500		0.500

Analyst/ Date	Letter ID	Nitric Acid Lot#	Hydrochloric Acid Lot #	Expiration Date	Pipet ID
NM 6/9/21	A	216522 2%	215488 5%	11/30/21	M37 M35
NM 6/9/21	B	216522 10%	215488 5%	11/30/21	M37 M35
	C				
	D				
	E				
	F				
	G				
	H				
	I				
	J				
	K				
	L				
	M				
	N				
	O				
	P				
	Q				
	R				
	S				
	T				
	U				
	V				
	W				
	X				
	Y				
	Z				

ICP CALIBRATION STANDARD #5 / HLCCV1 (Standard is prepared every 6 months or as necessary)

(CALIBRATION STANDARD #3 IS A 1/100 DILUTION OF THIS STANDARD)
(CALIBRATION STANDARD #4 IS A 1/5 DILUTION OF THIS STANDARD)

	Metal	ALS Lot #	Conc. (ppm)	Vol. (mls)	Final Vol. (mls)	Final Conc. (ppm)
Cal Std 2	AG	213135	100	2.00	200	1.00
	CR		100			1.00
	MN		150			1.50
	NI		400			4.00
	ZN		200			2.00
Cal Std 3	AL	215294	2000	2.00		20.0
	BA		2000			20.0
	BE		50			0.500
	CO		500			5.00
	CU		250			2.50
	FE		1000			10.0
	V		500			5.00
Cal Std 4	AS	213136	100	4.00		2.00
	CD		50			1.00
	PB		50			1.00
	SE		50			1.00
	TL		100			2.00
Single Metals	CA	216858	10000	1.00		50.0
	MG	213231	10000	1.00		50.0
	K	213235	10000	1.00		50.0
	NA	211028	10000	1.00		50.0
	SB	205547	1000	2.00		10.0
	SN	216061	1000	2.00		10.0
	B	209521	1000	1.00		5.00
	MO	209523	1000	1.00		5.00
	TI	205548	1000	1.00		5.00
	SR	216710	1000	1.00		5.00

Analyst/ Date	Letter ID	Nitric Acid Lot#/ Concentration	Hydrochloric Acid Lot #/ Concentration	Expiration Date	Pipet ID
KSM 5/25/21	A	214705 2%	215488 5%	6/30/21	M36
KSM 6/2/21	B	216522 10%	215488 5%	6/30/21	M36
	C				
	D				
	E				
	F				
	G				
	H				
	I				
	J				
	K				
	L				
	M				
	N				
	O				
	P				
	Q				
	R				
	S				
	T				
	U				
	V				
	W				
	X				
	Y				
	Z				
	AA				
	BB				

ICP MRL (Standard is prepared every 6 months or as needed)

	Metal	ALS Lot #	Conc. (ppm)	Vol. (mls)	Final Vol. (mls)	Final Conc. (ppm)
Cal Std 1	CA	215854	5000	0.200	1000	1.00
	MG		5000			1.00
	K		5000			1.00
	NA		5000			1.00
Cal Std 2	AG	213135	100	0.100		0.0100
	CR		100			0.0100
	MN		150			0.0150
	NI		400			0.0400
	ZN		200			0.0200
Cal Std 3	AL	215294	2000	0.100		0.200
	BA		2000			0.200
	BE		50			0.0050
	CO		500			0.0500
	CU		250			0.0250
	FE		1000			0.100
	V		500			0.0500
Cal Std 4	AS	209521	100	0.200		0.0200
	CD	KSM 6/1/21	50			0.0100
	PB		50			0.0100
	SE		50			0.0100
	TL		100			0.0200
Single Metals	B	213136	1000	0.200		0.200
	MO	209523	1000	0.025		0.0250
	SN	216061	1000	0.500		0.500
	TI	205548	1000	0.050		0.0500
	SB	205547	1000	0.060		0.0600
	SR	216710	1000	0.100		0.100
	P	—	1000	0.100		0.100

Analyst/ Date	Letter ID	Nitric Acid Lot# / Concentration	Hydrochloric Acid Lot # / Concentration	Expiration Date	Pipet ID
KSM 6/1/21	A	216522 2%	215488 5%	6/30/21	M36 M37
KSM 6/2/21	B	216522 10%	25488 5%	6/30/21	M36 M37
	C				
	D				
	E				
	F				
	G				
	H				
	I				
	J				
	K				
	L				
	M				
	N				
	O				
	P				
	Q				
	R				
	S				
	T				
	U				
	V				
	W				
	X				
	Y				
	Z				
	AA				
	BB				

P:\INTRANET\QAQC\Forms Controlled\MetalsRunLog\ICP Standards Log\MRL Standard r2.doc 6/19/18

ICP HLCCV2 (Standard is prepared every 6 months or as necessary)

	Metal	ALS Lot #	Conc. (ppm)	Vol. (mls)	Final Vol. (mls)	Final Conc. (ppm)
Cal Std 2	AG	213135	100	2.00	100	2.00
	CR		100			Below
	MN		150			Below
	NI		400			8.00
	ZN		200			4.00
Cal Std 3	AL	215294	2000	2.00		Below
	BA		2000			40.0
	BE		50			1.00
	CO, V		500			10.0
	CU		250			5.00
	FE		1000			Below
Cal Std 4	AS, TL	213136	100	4.00		4.00
	CD, SE		50			2.00
	PB		50			Below
Single Metals	B	209521	1000	1.00		10.0
	MO	209523	1000	1.00		10.0
	TI	205548	1000	1.00		10.0
	SR	216710	1000	1.00		10.0
	CA	216858	10000	2.50		250
	MG	213231	10000	5.00	KSM 5/28/21	500
	NA	211028	10000	~~1.50~~	2.00	150
	CR	215007	1000	0.800		10.0
	FE	206069	10000	0.300		50
	AL	209525	10000	4.60		500
	MN	213232	1000	0.700		10.00
	PB	213233	1000	0.800		10.0
	K	213235	10000	1.50		150

Analyst/ Date	Letter ID	Nitric Acid Lot # / Concentration	Hydrochloric Acid Lot # / Concentration	Expiration Date	Pipet ID
KSM 5/28/21	A	214705 10%	215488 5%	6/30/21	M36
	B				
	C				
	D				
	E				
	F				
	G				
	H				
	I				
	J				
	K				
	L				
	M				
	N				
	O				
	P				
	Q				
	R				
	S				
	T				
	U				
	V				
	W				
	X				
	Y				
	Z				
	AA				

MISCELLANEOUS STANDARDS

Type of Standard	Metal	ALS Lot #	Conc. (ppm)	Vol. (mls)	Final Vol. (mls)	Final Conc. (ppm)	Matrix	Analyst / Date	Letter ID	Nitric Acid Lot #	HCL Lot #	Expiration Date	Pipet ID
HLCCV3	Ca	205541	10,000	2.00	100ml	200.0	10% HNO3 5% HCl	KSM 4/9/21	A	214705	215488	6/6/21	M36
	Cu	215289	1000	0.40		4.00	2% HNO3 5% HCl	KSM 4/21/21	B	214705	215488	6/6/21	M36
	Fe	206069	10,000	0.40		40.0	10% HNO3 5% HCl	KSM 4/30/21	C	214705	215488	6/6/21	M36
	K	213235	10,000	1.00		100.0			D				
	Tl	209529	1000	0.30		3.00			E				
	Na	211028	10,000	1.50		150.0			F				
	Mg	213231	10,000	4.00		400.0			G				
									H				
HLCCV3	Ca	216858	10,000	2.00	100	200.0	2% HNO3 5% HCl	KSM 6/1/21	I	216522	215488	11/30/21	M36
	Cu	215289	1000	0.40		4.00	10% HNO3 5% HCl	KSM 6/4/21	J	216522	215488	11/30/21	M36
	Fe	217404	10,000	0.40		40.0			K				
	Ke	213235	10,000	1.00		100.0			L				
	Tl	209529	1000	0.30		3.00			M				
	Na	211028	10,000	1.50		150.0			N				
	Mg	213231	10,000	4.00		400.0			O				
									P				
									Q				
									R				
									S				
									T				
									U				

DV-MISC Standards r1 12/5/12

ICP ICSA STANDARD (Standard is prepared every 6 months or as necessary)

Element	ALS Lot #	Conc. (ppm)	Vol. (mls)	Final Vol. (mls)	Final Conc. (ppm)
Int. A Sol'n	212116	Multi	50	1000	Multi
AL		5000			250
CA		5000			250
FE		2000			100
MG		5000			250

Analyst/ Date	ID Letter	Nitric Acid Lot # / Concentration	Hydrochloric Acid Lot # / Concentration	Expiration Date	Pipet ID
KSM 11/12/2020	A	212329 10%	213566 5%	5/12/2020	volumetric
KSM 11/19/2020	B	212329 2%	213566 5%	5/19/2020	volumetric
KSM 2/2/21	C	212329 10%	213566 5%	8/2/21	volumetric
KSM 8/19/21	D	214905 2%	215488 5%	8/31/21	volumetric
	E				
	F				
	G				
	H				
	I				
	J				
	K				
	L				
	M				
	N				
	O				
	P				
	Q				
	R				
	S				
	T				
	U				
	V				

ICP ICSAB STANDARD (Standard is prepared every 6 months or as necessary)

Element	ALS Lot #	Conc. (ppm)	Vol. (mls)	Final Vol. (mls)	Final Conc. (ppm)
Int. A Sol'n	212116	Multi	25	500	Multi
AL		5000			250
CA		5000			250
FE		2000			100
MG		5000			250
Int. B Sol'n	208442	Multi	5		Multi
AG		20			0.200
BA		50			0.500
BE		50			0.500
CD		100			1.00
CO		50			0.500
CR		50			0.500
CU		50			0.500
MN		50			0.500
NI		100			1.00
PB		5			0.0500
V		50			0.500
ZN		100			1.00
AS		10			0.100
SB		60			0.600
SE		5			0.0500
TL		10			0.100

Analyst/ Date	ID Letter	Nitric Acid Lot # / Concentration	Hydrochloric Acid Lot # / Concentration	Expiration Date	Pipet ID
KSM 10/1/2020	A	212329 2%	211972 5%	4/1/21	volumetric
KSM 10/21/2020	B	212329 10%	211972 5%	4/21/21	volumetric
KSM 11/19/2020	C	212329 2%	213566 5%	5/19/21	volumetric
KSM 11/19/2020	D	212329 10%	213566 5%	5/19/21	volumetric
KSM 12/29/2020	E	212329 2%	213566 5%	6/29/21	volumetric
KSM 12/29/2020	F	212329 10%	213566 5%	6/29/21	volumetric
KSM 2/18/21	G	212329 10%	213566 5%	8/18/21	volumetric
KSM 3/9/21	H	214705 2%	215488 5%	8/31/21	volumetric
KSM 4/9/21	I	214705 10%	215488 5%	8/31/21	volumetric
KSM 4/28/21	J	214705 2%	215488 5%	8/31/21	volumetric
KSM 5/27/21	K	214705 10%	215488 5%	8/31/21	volumetric
	L				
	M				
	N				
	O				
	P				
	Q				
	R				
	S				
	T				
	U				
	V				

ICP INTERNAL STANDARD (ADDED ON-LINE)

Metal	ALS Lot #	Conc. (ppm)	Vol. (mls)	Final Vol. (mls)	Final Conc. (ppm)	Matrix
Y	209528	10000	2.0	2000	10.0	5 % HCl 2%HNO3
CS	209527	10000	2.0		10.0	

Analyst/ Date	Letter ID	Nitric Acid Lot #	Hydro-chloric Acid Lot #	Expiration Date	Pipet ID
KSM 12/16/20	A	212329	213566	6/16/21	M36
NM 12/28/2020	B	212329	213566	6/28/2021	M36
KSM 1/11/21	C	212329	213566	7/11/21	M36
KSM 1/20/21	D	212329	213566	7/20/21	M36
KSM 1/28/21	E	212329	213566	7/28/21	M36
KSM 2/9/21	F	212329	213566	8/9/21	M36
KSM 2/18/21	G	2123201	213566	8/18/21	M36
KSM 3/1/21	H	214705	213566	9/1/21	M36
KSM 3/10/21	I	214705	215488	3/10/21	M36
AK 3/19/21	J	214705	215488	8/19/21	M36
AK 3/29/21	K	214705	215488	9/29/21	M36
AK 4/7/21	L	214705	215188	10/7/21	M36
KSM 4/13/21	M	214705	215488	10/13/21	M35
KSM 4/20/21	N	214705	215488	10/20/21	M36
KSM 4/23/21	O	214705	215488	10/23/21	M36
KSM 5/4/21	P	214705	215488	11/4/21	M36
KSM 5/11/21	Q	214705	215488	11/14/21	M36
KSM 5/24/21	R	214705	215488	11/24/21	M35
KSM 5/28/21	S	214705	215488	11/28/21	M36
KSM 6/8/21	T	216522	215488	12/8/21	M35
	V				

Sample Dilutions

Analyst: NM
Instrument: ICP6

Date 6/17/21
Analysis 6010C

Common Dilutions

Dilution	Matrix of Diluent	1st Dilution			2nd Dilution			3rd Dilution			4th Dilution			5th Dilution		
		mL's of Sample	mL's of Diluent	Dilution Factor	mL's of Sample	mL's of Diluent	Dilution Factor	mL's of Sample	mL's of Diluent	Dilution Factor	mL's of Sample	mL's of Diluent	Dilution Factor	mL's of Sample	mL's of Diluent	Dilution Factor
1/2	DI	4.5	4.5	1/2												
1/3	DI	3	6	1/3												
1/4	DI	2	6	1/4												
1/5	DI	2	8	1/5												
1/10	DI	1	9	1/10												
1/20	DI	3	3	1/2	1	9	1/20									
1/30	DI	3	6	1/3	1	9	1/30									
1/40	DI	1	3	1/4	1	9	1/40									
1/50	DI	1	4	1/5	1	9	1/50									
1/100	DI	1	9	1/10	1	9	1/100									
1/200	DI	3	3	1/2	1	9	1/20	1	9	1/200						
1/300	DI	3	6	1/3	1	9	1/30	1	9	1/300						
1/400	DI	1	3	1/4	1	9	1/40	1	9	1/400						
1/500	DI	1	4	1/5	1	9	1/50	1	9	1/500						
1/1000	DI	1	9	1/10	1	9	1/100	1	9	1/1000						
1/2000	DI	3	3	1/2	1	9	1/20	1	9	1/200	1	9	1/2000			
1/3000	DI	3	6	1/3	1	9	1/30	1	9	1/300	1	9	1/3000			
1/4000	DI	1	3	1/4	1	9	1/40	1	9	1/400	1	9	1/4000			
1/10000	DI	1	9	1/10	1	9	1/100	1	9	1/1000	1	9	1/10000			
1/20000	DI	1	1	1/2	1	9	1/20	1	9	1/200	1	9	1/2000	1	9	1/20000
1/40000	DI	1	3	1/4	1	9	1/40	1	9	1/400	1	9	1/4000	1	9	1/40000
1/100000	DI	1	9	1/10	1	9	1/100	1	9	1/1000	1	9	1/10000	1	9	1/100000

Special Dilutions

Dilution	Matrix of Diluent	1st Dilution			2nd Dilution			3rd Dilution			4th Dilution			5th Dilution		
		mL's of Sample	mL's of Diluent	Dilution Factor	mL's of Sample	mL's of Diluent	Dilution Factor	mL's of Sample	mL's of Diluent	Dilution Factor	mL's of Sample	mL's of Diluent	Dilution Factor	mL's of Sample	mL's of Diluent	Dilution Factor

C:\Users\kelly.mclaen\Downloads\Sample Dilution Sheets R2 (4)Final Vol. 8-10mL (IC#3,10) 9/18/15

Analytical Results Summary

Instrument Name: R-ICP-AES-06 **Analyst:** NMANSEN **Analysis Lot:** 727820 **Method/Testcode:** 6010C/Sb T

Lab Code	Target Analytes	QC	Parent Sample	Matrix	Raw Result	Sample Amt.	Final Result	Dil	MDL	PQL	% Rec	% RSD	Date Analyzed	QC?	Tier
RQ2106796-01	Antimony, Total	MB		NonAq Liquid	0.00 ppm	0.5000 g	6.0 mg/Kg U	1	0.6	6.0			6/17/21 10:17:04	N	II
RQ2106796-01	Arsenic, Total	MB		NonAq Liquid	0.00 ppm	0.5000 g	1.0 mg/Kg U	1	0.7	1.0			6/17/21 10:17:04	N	II
RQ2106796-01	Barium, Total	MB		NonAq Liquid	0.00 ppm	0.5000 g	2.0 mg/Kg U	1	1.5	2.0			6/17/21 10:17:04	N	II
RQ2106796-01	Beryllium, Total	MB		NonAq Liquid	0.00 ppm	0.5000 g	0.30 mg/Kg U	1	0.03	0.30			6/17/21 10:17:04	N	II
RQ2106796-01	Cadmium, Total	MB		NonAq Liquid	0.00 ppm	0.5000 g	0.50 mg/Kg U	1	0.24	0.50			6/17/21 10:17:04	N	II
RQ2106796-01	Chromium, Total	MB		NonAq Liquid	0.00 ppm	0.5000 g	1.0 mg/Kg U	1	0.4	1.0			6/17/21 10:17:04	N	II
RQ2106796-01	Cobalt, Total	MB		NonAq Liquid	0.00 ppm	0.5000 g	5.0 mg/Kg U	1	0.5	5.0			6/17/21 10:17:04	N	II
RQ2106796-01	Lead, Total	MB		NonAq Liquid	0.00 ppm	0.5000 g	5.0 mg/Kg U	1	0.4	5.0			6/17/21 10:17:04	N	II
RQ2106796-01	Manganese, Total	MB		NonAq Liquid	0.00 ppm	0.5000 g	2.0 mg/Kg U	1	1.5	2.0			6/17/21 10:17:04	N	II
RQ2106796-01	Nickel, Total	MB		NonAq Liquid	0.00 ppm	0.5000 g	4.0 mg/Kg U	1	0.7	4.0			6/17/21 10:17:04	N	II
RQ2106796-01	Selenium, Total	MB		NonAq Liquid	-0.01 ppm	0.5000 g	1.0 mg/Kg U	1	0.6	1.0			6/17/21 10:17:04	N	II
RQ2106796-01	Silver, Total	MB		NonAq Liquid	0.00 ppm	0.5000 g	1.0 mg/Kg U	1	0.09	1.0			6/17/21 10:17:04	N	II
RQ2106796-05	Aluminum, Total	MB		Sediment	0.00 ppm	0.5 g	20 mg/Kg U	1	12	20			6/17/21 10:17:04	N	II
RQ2106796-05	Antimony, Total	MB		Sediment	0.00 ppm	0.5 g	6.0 mg/Kg U	1	0.6	6.0			6/17/21 10:17:04	N	II
RQ2106796-05	Arsenic, Total	MB		Sediment	0.00 ppm	0.5 g	1.0 mg/Kg U	1	0.7	1.0			6/17/21 10:17:04	N	II
RQ2106796-05	Barium, Total	MB		Sediment	0.00 ppm	0.5 g	2.0 mg/Kg U	1	1.5	2.0			6/17/21 10:17:04	N	II
RQ2106796-05	Beryllium, Total	MB		Sediment	0.00 ppm	0.5 g	0.30 mg/Kg U	1	0.03	0.30			6/17/21 10:17:04	N	II
RQ2106796-05	Boron, Total	MB		Sediment	0.00 ppm	0.5 g	20 mg/Kg U	1	2	20			6/17/21 10:17:04	N	II
RQ2106796-05	Cadmium, Total	MB		Sediment	0.00 ppm	0.5 g	0.50 mg/Kg U	1	0.09	0.50			6/17/21 10:17:04	N	II
RQ2106796-05	Calcium, Total	MB		Sediment	0.01 ppm	0.5 g	100 mg/Kg U	1	40	100			6/17/21 10:17:04	N	II
RQ2106796-05	Chromium, Total	MB		Sediment	0.00 ppm	0.5 g	1.0 mg/Kg U	1	0.4	1.0			6/17/21 10:17:04	N	II
RQ2106796-05	Cobalt, Total	MB		Sediment	0.00 ppm	0.5 g	5.0 mg/Kg U	1	0.09	5.0			6/17/21 10:17:04	N	II
RQ2106796-05	Copper, Total	MB		Sediment	0.00 ppm	0.5 g	2.0 mg/Kg U	1	0.2	2.0			6/17/21 10:17:04	N	II
RQ2106796-05	Iron, Total	MB		Sediment	0.00 ppm	0.5 g	20 mg/Kg U	1	13	20			6/17/21 10:17:04	N	II
RQ2106796-05	Lead, Total	MB		Sediment	0.00 ppm	0.5 g	5.0 mg/Kg U	1	0.4	5.0			6/17/21 10:17:04	N	II
RQ2106796-05	Magnesium, Total	MB		Sediment	0.00 ppm	0.5 g	100 mg/Kg U	1	20	100			6/17/21 10:17:04	N	II
RQ2106796-05	Manganese, Total	MB		Sediment	0.00 ppm	0.5 g	2.0 mg/Kg U	1	0.2	2.0			6/17/21 10:17:04	N	II
RQ2106796-05	Molybdenum, Total	MB		Sediment	0.00 ppm	0.5 g	2.5 mg/Kg U	1	0.4	2.5			6/17/21 10:17:04	N	II
RQ2106796-05	Nickel, Total	MB		Sediment	0.00 ppm	0.5 g	4.0 mg/Kg U	1	0.7	4.0			6/17/21 10:17:04	N	II
RQ2106796-05	Potassium, Total	MB		Sediment	0.02 ppm	0.5 g	200 mg/Kg U	1	50	200			6/17/21 10:17:04	N	II

! indicates Final Result is not yet adjusted for Solids because it has not yet been determined.

Analytical Results Summary

Instrument Name: R-ICP-AES-06 **Analyst:** NMANSEN **Analysis Lot:** 727820 **Method/Testcode:** 6010C/K T

Lab Code	Target Analytes	QC	Parent Sample	Matrix	Raw Result	Sample Amt.	Final Result	Dil	MDL	PQL	% Rec	% RSD	Date Analyzed	QC?	Tier
RQ2106796-05	Selenium, Total	MB		Sediment	-0.01 ppm	0.5 g	1.0 mg/Kg U	1	0.6	1.0			6/17/21 10:17:04	N	II
RQ2106796-05	Silver, Total	MB		Sediment	0.00 ppm	0.5 g	1.0 mg/Kg U	1	0.09	1.0			6/17/21 10:17:04	N	II
RQ2106796-05	Sodium, Total	MB		Sediment	0.02 ppm	0.5 g	100 mg/Kg U	1	20	100			6/17/21 10:17:04	N	II
RQ2106796-05	Thallium, Total	MB		Sediment	0.00 ppm	0.5 g	1.0 mg/Kg U	1	0.7	1.0			6/17/21 10:17:04	N	II
RQ2106796-05	Vanadium, Total	MB		Sediment	0.00 ppm	0.5 g	5.0 mg/Kg U	1	0.8	5.0			6/17/21 10:17:04	N	II
RQ2106796-05	Zinc, Total	MB		Sediment	0.00 ppm	0.5 g	2.0 mg/Kg U	1	1.4	2.0			6/17/21 10:17:04	N	II
RQ2106796-02	Antimony, Total	LCS		NonAq Liquid	0.48 ppm	0.5000 g	47.8 mg/Kg	1	0.6	6.0	96		6/17/21 10:20:20	N	II
RQ2106796-02	Arsenic, Total	LCS		NonAq Liquid	0.04 ppm	0.5000 g	3.64 mg/Kg	1	0.7	1.0	91		6/17/21 10:20:20	N	II
RQ2106796-02	Barium, Total	LCS		NonAq Liquid	2.07 ppm	0.5000 g	207 mg/Kg	1	1.5	2.0	103		6/17/21 10:20:20	N	II
RQ2106796-02	Beryllium, Total	LCS		NonAq Liquid	0.05 ppm	0.5000 g	5.00 mg/Kg	1	0.03	0.30	100		6/17/21 10:20:20	N	II
RQ2106796-02	Cadmium, Total	LCS		NonAq Liquid	0.05 ppm	0.5000 g	5.15 mg/Kg	1	0.24	0.50	103		6/17/21 10:20:20	N	II
RQ2106796-02	Chromium, Total	LCS		NonAq Liquid	0.21 ppm	0.5000 g	20.6 mg/Kg	1	0.4	1.0	103		6/17/21 10:20:20	N	II
RQ2106796-02	Cobalt, Total	LCS		NonAq Liquid	0.51 ppm	0.5000 g	51.5 mg/Kg	1	0.5	5.0	103		6/17/21 10:20:20	N	II
RQ2106796-02	Lead, Total	LCS		NonAq Liquid	0.51 ppm	0.5000 g	50.7 mg/Kg	1	0.4	5.0	101		6/17/21 10:20:20	N	II
RQ2106796-02	Manganese, Total	LCS		NonAq Liquid	0.50 ppm	0.5000 g	50.3 mg/Kg	1	1.5	2.0	101		6/17/21 10:20:20	N	II
RQ2106796-02	Nickel, Total	LCS		NonAq Liquid	0.51 ppm	0.5000 g	51.0 mg/Kg	1	0.7	4.0	102		6/17/21 10:20:20	N	II
RQ2106796-02	Selenium, Total	LCS		NonAq Liquid	0.87 ppm	0.5000 g	87.4 mg/Kg	1	0.6	1.0	87		6/17/21 10:20:20	N	II
RQ2106796-02	Silver, Total	LCS		NonAq Liquid	0.05 ppm	0.5000 g	4.85 mg/Kg	1	0.09	1.0	97		6/17/21 10:20:20	N	II
RQ2106796-06	Aluminum, Total	LCS		Sediment	1.97 ppm	0.5 g	197 mg/Kg	1	12	20	99		6/17/21 10:20:20	N	II
RQ2106796-06	Antimony, Total	LCS		Sediment	0.48 ppm	0.5 g	47.8 mg/Kg	1	0.6	6.0	96		6/17/21 10:20:20	N	II
RQ2106796-06	Arsenic, Total	LCS		Sediment	0.04 ppm	0.5 g	3.64 mg/Kg	1	0.7	1.0	91		6/17/21 10:20:20	N	II
RQ2106796-06	Barium, Total	LCS		Sediment	2.07 ppm	0.5 g	207 mg/Kg	1	1.5	2.0	103		6/17/21 10:20:20	N	II
RQ2106796-06	Beryllium, Total	LCS		Sediment	0.05 ppm	0.5 g	5.00 mg/Kg	1	0.03	0.30	100		6/17/21 10:20:20	N	II
RQ2106796-06	Boron, Total	LCS		Sediment	0.96 ppm	0.5 g	96.4 mg/Kg	1	2	20	96		6/17/21 10:20:20	N	II
RQ2106796-06	Cadmium, Total	LCS		Sediment	0.05 ppm	0.5 g	5.15 mg/Kg	1	0.09	0.50	103		6/17/21 10:20:20	N	II
RQ2106796-06	Calcium, Total	LCS		Sediment	2.05 ppm	0.5 g	205 mg/Kg	1	40	100	102		6/17/21 10:20:20	N	II
RQ2106796-06	Chromium, Total	LCS		Sediment	0.21 ppm	0.5 g	20.6 mg/Kg	1	0.4	1.0	103		6/17/21 10:20:20	N	II
RQ2106796-06	Cobalt, Total	LCS		Sediment	0.51 ppm	0.5 g	51.5 mg/Kg	1	0.09	5.0	103		6/17/21 10:20:20	N	II
RQ2106796-06	Copper, Total	LCS		Sediment	0.26 ppm	0.5 g	25.5 mg/Kg	1	0.2	2.0	102		6/17/21 10:20:20	N	II

! indicates Final Result is not yet adjusted for Solids because it has not yet been determined.

Analytical Results Summary

Instrument Name: R-ICP-AES-06 **Analyst:** NMANSEN **Analysis Lot:** 727820 **Method/Testcode:** 6010C/Fe T

Lab Code	Target Analytes	QC	Parent Sample	Matrix	Raw Result	Sample Amt.	Final Result	Dil	MDL	PQL	% Rec	% RSD	Date Analyzed	QC?	Tier
RQ2106796-06	Iron, Total	LCS		Sediment	1.01 ppm	0.5 g	101 mg/Kg	1	13	20	101		6/17/21 10:20:20	N	II
RQ2106796-06	Lead, Total	LCS		Sediment	0.51 ppm	0.5 g	50.7 mg/Kg	1	0.4	5.0	101		6/17/21 10:20:20	N	II
RQ2106796-06	Magnesium, Total	LCS		Sediment	1.97 ppm	0.5 g	197 mg/Kg	1	20	100	98		6/17/21 10:20:20	N	II
RQ2106796-06	Manganese, Total	LCS		Sediment	0.50 ppm	0.5 g	50.3 mg/Kg	1	0.2	2.0	101		6/17/21 10:20:20	N	II
RQ2106796-06	Molybdenum, Total	LCS		Sediment	0.50 ppm	0.5 g	50.0 mg/Kg	1	0.4	2.5	100		6/17/21 10:20:20	N	II
RQ2106796-06	Nickel, Total	LCS		Sediment	0.51 ppm	0.5 g	51.0 mg/Kg	1	0.7	4.0	102		6/17/21 10:20:20	N	II
RQ2106796-06	Potassium, Total	LCS		Sediment	19.23 ppm	0.5 g	1920 mg/Kg	1	50	200	96		6/17/21 10:20:20	N	II
RQ2106796-06	Selenium, Total	LCS		Sediment	0.87 ppm	0.5 g	87.4 mg/Kg	1	0.6	1.0	87		6/17/21 10:20:20	N	II
RQ2106796-06	Silver, Total	LCS		Sediment	0.05 ppm	0.5 g	4.85 mg/Kg	1	0.09	1.0	97		6/17/21 10:20:20	N	II
RQ2106796-06	Sodium, Total	LCS		Sediment	19.64 ppm	0.5 g	1960 mg/Kg	1	20	100	98		6/17/21 10:20:20	N	II
RQ2106796-06	Thallium, Total	LCS		Sediment	1.87 ppm	0.5 g	187 mg/Kg	1	0.7	1.0	93		6/17/21 10:20:20	N	II
RQ2106796-06	Vanadium, Total	LCS		Sediment	0.51 ppm	0.5 g	50.6 mg/Kg	1	0.8	5.0	101		6/17/21 10:20:20	N	II
RQ2106796-06	Zinc, Total	LCS		Sediment	0.50 ppm	0.5 g	49.7 mg/Kg	1	1.4	2.0	99		6/17/21 10:20:20	N	II
R2105651-001	Antimony, Total	N/A		NonAq Liquid	-0.01 ppm	0.5 g	6.0 mg/Kg U	1	0.6	6.0			6/17/21 10:23:34	N	II
R2105651-001	Arsenic, Total	N/A		NonAq Liquid	0.00 ppm	0.5 g	1.0 mg/Kg U	1	0.7	1.0			6/17/21 10:23:34	N	II
R2105651-001	Barium, Total	N/A		NonAq Liquid	0.00 ppm	0.5 g	2.0 mg/Kg U	1	1.5	2.0			6/17/21 10:23:34	N	II
R2105651-001	Beryllium, Total	N/A		NonAq Liquid	0.00 ppm	0.5 g	0.30 mg/Kg U	1	0.03	0.30			6/17/21 10:23:34	N	II
R2105651-001	Cadmium, Total	N/A		NonAq Liquid	0.00 ppm	0.5 g	0.50 mg/Kg U	1	0.24	0.50			6/17/21 10:23:34	N	II
R2105651-001	Chromium, Total	N/A		NonAq Liquid	0.00 ppm	0.5 g	1.0 mg/Kg U	1	0.4	1.0			6/17/21 10:23:34	N	II
R2105651-001	Cobalt, Total	N/A		NonAq Liquid	0.00 ppm	0.5 g	5.0 mg/Kg U	1	0.5	5.0			6/17/21 10:23:34	N	II
R2105651-001	Lead, Total	N/A		NonAq Liquid	-0.01 ppm	0.5 g	5.0 mg/Kg U	1	0.4	5.0			6/17/21 10:23:34	N	II
R2105651-001	Manganese, Total	N/A		NonAq Liquid	0.00 ppm	0.5 g	2.0 mg/Kg U	1	1.5	2.0			6/17/21 10:23:34	N	II
R2105651-001	Nickel, Total	N/A		NonAq Liquid	-0.07 ppm	0.5 g	4.0 mg/Kg U	1	0.7	4.0			6/17/21 10:23:34	N	II
R2105651-001	Selenium, Total	N/A		NonAq Liquid	0.00 ppm	0.5 g	1.0 mg/Kg U	1	0.6	1.0			6/17/21 10:23:34	N	II
R2105651-002	Antimony, Total	N/A		NonAq Liquid	0.00 ppm	0.5 g	6.0 mg/Kg U	1	0.6	6.0			6/17/21 10:26:50	N	II
R2105651-002	Arsenic, Total	N/A		NonAq Liquid	0.01 ppm	0.5 g	1.0 mg/Kg U	1	0.7	1.0			6/17/21 10:26:50	N	II
R2105651-002	Barium, Total	N/A		NonAq Liquid	0.00 ppm	0.5 g	2.0 mg/Kg U	1	1.5	2.0			6/17/21 10:26:50	N	II
R2105651-002	Beryllium, Total	N/A		NonAq Liquid	0.00 ppm	0.5 g	0.30 mg/Kg U	1	0.03	0.30			6/17/21 10:26:50	N	II

! indicates Final Result is not yet adjusted for Solids because it has not yet been determined.

Analytical Results Summary

Instrument Name: R-ICP-AES-06 **Analyst:** NMANSEN **Analysis Lot:** 727820 **Method/Testcode:** 6010C/Cd T

Lab Code	Target Analytes	QC	Parent Sample	Matrix	Raw Result	Sample Amt.	Final Result	Dil	MDL	PQL	% Rec	% RSD	Date Analyzed	QC?	Tier
R2105651-002	Cadmium, Total	N/A		NonAq Liquid	0.00 ppm	0.5 g	0.50 mg/Kg U	1	0.24	0.50			6/17/21 10:26:50	N	II
R2105651-002	Chromium, Total	N/A		NonAq Liquid	0.39 ppm	0.5 g	39.3 mg/Kg	1	0.4	1.0			6/17/21 10:26:50	N	II
R2105651-002	Cobalt, Total	N/A		NonAq Liquid	0.01 ppm	0.5 g	1.0 mg/Kg J	1	0.5	5.0			6/17/21 10:26:50	N	II
R2105651-002	Lead, Total	N/A		NonAq Liquid	0.00 ppm	0.5 g	5.0 mg/Kg U	1	0.4	5.0			6/17/21 10:26:50	N	II
R2105651-002	Manganese, Total	N/A		NonAq Liquid	2.39 ppm	0.5 g	239 mg/Kg	1	1.5	2.0			6/17/21 10:26:50	N	II
R2105651-002	Nickel, Total	N/A		NonAq Liquid	0.13 ppm	0.5 g	13.1 mg/Kg	1	0.7	4.0			6/17/21 10:26:50	N	II
R2105651-002	Selenium, Total	N/A		NonAq Liquid	0.00 ppm	0.5 g	1.0 mg/Kg U	1	0.6	1.0			6/17/21 10:26:50	N	II
R2105651-003	Antimony, Total	N/A		NonAq Liquid	0.00 ppm	0.5200 g	5.8 mg/Kg U	1	0.6	5.8			6/17/21 10:30:05	N	II
R2105651-003	Arsenic, Total	N/A		NonAq Liquid	0.01 ppm	0.5200 g	0.84 mg/Kg J	1	0.70	0.96			6/17/21 10:30:05	N	II
R2105651-003	Barium, Total	N/A		NonAq Liquid	0.02 ppm	0.5200 g	2.4 mg/Kg	1	1.5	1.9			6/17/21 10:30:05	N	II
R2105651-003	Beryllium, Total	N/A		NonAq Liquid	0.00 ppm	0.5200 g	0.29 mg/Kg U	1	0.03	0.29			6/17/21 10:30:05	N	II
R2105651-003	Cadmium, Total	N/A		NonAq Liquid	0.00 ppm	0.5200 g	0.48 mg/Kg U	1	0.24	0.48			6/17/21 10:30:05	N	II
R2105651-003	Chromium, Total	N/A		NonAq Liquid	0.05 ppm	0.5200 g	4.67 mg/Kg	1	0.35	0.96			6/17/21 10:30:05	N	II
R2105651-003	Cobalt, Total	N/A		NonAq Liquid	0.01 ppm	0.5200 g	1.1 mg/Kg J	1	0.5	4.8			6/17/21 10:30:05	N	II
R2105651-003	Lead, Total	N/A		NonAq Liquid	0.01 ppm	0.5200 g	0.5 mg/Kg J	1	0.4	4.8			6/17/21 10:30:05	N	II
R2105651-003	Manganese, Total	N/A		NonAq Liquid	1.30 ppm	0.5200 g	125 mg/Kg	1	1.5	1.9			6/17/21 10:30:05	N	II
R2105651-003	Nickel, Total	N/A		NonAq Liquid	-0.04 ppm	0.5200 g	3.8 mg/Kg U	1	0.7	3.8			6/17/21 10:30:05	N	II
R2105651-003	Selenium, Total	N/A		NonAq Liquid	0.09 ppm	0.5200 g	8.75 mg/Kg	1	0.54	0.96			6/17/21 10:30:05	N	II
R2105686-004	Aluminum, Total	N/A		Sediment	51.05 ppm	0.5500 g	7810 mg/Kg	1	19	31			6/17/21 10:33:22	N	II
R2105686-004	Antimony, Total	N/A		Sediment	-0.01 ppm	0.5500 g	9.2 mg/Kg U	1	0.9	9.2			6/17/21 10:33:22	N	II
R2105686-004	Arsenic, Total	N/A		Sediment	0.33 ppm	0.5500 g	50.7 mg/Kg	1	1.1	1.5			6/17/21 10:33:22	N	II
R2105686-004	Barium, Total	N/A		Sediment	0.36 ppm	0.5500 g	55.8 mg/Kg	1	2.3	3.1			6/17/21 10:33:22	N	II
R2105686-004	Beryllium, Total	N/A		Sediment	0.00 ppm	0.5500 g	0.46 mg/Kg U	1	0.05	0.46			6/17/21 10:33:22	N	II
R2105686-004	Cadmium, Total	N/A		Sediment	0.00 ppm	0.5500 g	0.77 mg/Kg U	1	0.14	0.77			6/17/21 10:33:22	N	II
R2105686-004	Calcium, Total	N/A		Sediment	5.10 ppm	0.5500 g	780 mg/Kg	1	50	150			6/17/21 10:33:22	N	II
R2105686-004	Chromium, Total	N/A		Sediment	0.07 ppm	0.5500 g	10.1 mg/Kg	1	0.6	1.5			6/17/21 10:33:22	N	II
R2105686-004	Cobalt, Total	N/A		Sediment	0.04 ppm	0.5500 g	7.7 mg/Kg U	1	0.2	7.7			6/17/21 10:33:22	N	II

! indicates Final Result is not yet adjusted for Solids because it has not yet been determined.

Analytical Results Summary

Instrument Name: R-ICP-AES-06 **Analyst:** NMANSEN **Analysis Lot:** 727820 **Method/Testcode:** 6010C/Co T

Lab Code	Target Analytes	QC	Parent Sample	Matrix	Raw Result	Sample Amt.	Final Result	Dil	MDL	PQL	% Rec	% RSD	Date Analyzed	QC?	Tier
R2105686-004	Copper, Total	N/A		Sediment	0.09 ppm	0.5500 g	14.4 mg/Kg	1	0.2	3.1			6/17/21 10:33:22	N	II
R2105686-004	Lead, Total	N/A		Sediment	0.10 ppm	0.5500 g	14.8 mg/Kg	1	0.62	0.77			6/17/21 10:33:22	N	II
R2105686-004	Magnesium, Total	N/A		Sediment	16.70 ppm	0.5500 g	2560 mg/Kg	1	20	150			6/17/21 10:33:22	N	II
R2105686-004	Manganese, Total	N/A		Sediment	3.83 ppm	0.5500 g	585 mg/Kg	1	0.3	3.1			6/17/21 10:33:22	N	II
R2105686-004	Nickel, Total	N/A		Sediment	0.09 ppm	0.5500 g	14.4 mg/Kg	1	1.1	6.1			6/17/21 10:33:22	N	II
R2105686-004	Potassium, Total	N/A		Sediment	6.17 ppm	0.5500 g	940 mg/Kg	1	80	310			6/17/21 10:33:22	N	II
R2105686-004	Selenium, Total	N/A		Sediment	-0.01 ppm	0.5500 g	1.5 mg/Kg U	1	0.9	1.5			6/17/21 10:33:22	N	II
R2105686-004	Silver, Total	N/A		Sediment	0.00 ppm	0.5500 g	1.5 mg/Kg U	1	0.2	1.5			6/17/21 10:33:22	N	II
R2105686-004	Sodium, Total	N/A		Sediment	0.30 ppm	0.5500 g	150 mg/Kg U	1	30	150			6/17/21 10:33:22	N	II
R2105686-004	Vanadium, Total	N/A		Sediment	0.08 ppm	0.5500 g	12.2 mg/Kg	1	1.1	7.7			6/17/21 10:33:22	N	II
R2105686-004	Zinc, Total	N/A		Sediment	0.29 ppm	0.5500 g	45.1 mg/Kg	1	2.2	3.1			6/17/21 10:33:22	N	II
R2105718-001	Arsenic, Total	N/A		NonAq Liquid	0.00 ppm	0.5500 g	0.91 mg/Kg U	1	0.70	0.91			6/17/21 10:36:38	N	II
R2105718-001	Barium, Total	N/A		NonAq Liquid	0.04 ppm	0.5500 g	4.0 mg/Kg	1	1.5	1.8			6/17/21 10:36:38	N	II
R2105718-001	Cadmium, Total	N/A		NonAq Liquid	0.00 ppm	0.5500 g	0.45 mg/Kg U	1	0.24	0.45			6/17/21 10:36:38	N	II
R2105718-001	Chromium, Total	N/A		NonAq Liquid	0.02 ppm	0.5500 g	2.14 mg/Kg	1	0.35	0.91			6/17/21 10:36:38	N	II
R2105718-001	Lead, Total	N/A		NonAq Liquid	3.98 ppm	0.5500 g	361 mg/Kg	1	0.4	4.5			6/17/21 10:36:38	N	II
R2105718-001	Selenium, Total	N/A		NonAq Liquid	-0.01 ppm	0.5500 g	0.91 mg/Kg U	1	0.54	0.91			6/17/21 10:36:38	N	II
R2105718-001	Silver, Total	N/A		NonAq Liquid	0.00 ppm	0.5500 g	0.91 mg/Kg U	1	0.09	0.91			6/17/21 10:36:38	N	II
R2105729-001	Arsenic, Total	N/A		Soil	0.01 ppm	0.5200 g	3.3 mg/Kg U	1	2.4	3.3			6/17/21 10:39:53	N	II
R2105729-001	Cadmium, Total	N/A		Soil	0.00 ppm	0.5200 g	1.7 mg/Kg U	1	0.3	1.7			6/17/21 10:39:53	N	II
R2105729-001	Chromium, Total	N/A		Soil	0.09 ppm	0.5200 g	28.6 mg/Kg	1	1.2	3.3			6/17/21 10:39:53	N	II
R2105729-001	Copper, Total	N/A		Soil	0.82 ppm	0.5200 g	271 mg/Kg	1	0.5	6.6			6/17/21 10:39:53	N	II
R2105729-001	Lead, Total	N/A		Soil	0.03 ppm	0.5200 g	17 mg/Kg U	1	2	17			6/17/21 10:39:53	N	II
R2105729-001	Molybdenum, Total	N/A		Soil	0.02 ppm	0.5200 g	8.3 mg/Kg U	1	1.3	8.3			6/17/21 10:39:53	N	II
R2105729-001	Nickel, Total	N/A		Soil	0.02 ppm	0.5200 g	13 mg/Kg U	1	3	13			6/17/21 10:39:53	N	II
R2105729-001	Potassium, Total	N/A		Soil	6.31 ppm	0.5200 g	2090 mg/Kg	1	170	660			6/17/21 10:39:53	N	II
R2105729-001	Selenium, Total	N/A		Soil	0.00 ppm	0.5200 g	3.3 mg/Kg U	1	1.8	3.3			6/17/21 10:39:53	N	II
R2105729-001	Zinc, Total	N/A		Soil	1.06 ppm	0.5200 g	352 mg/Kg	1	4.7	6.6			6/17/21 10:39:53	N	II
R2105731-001	Cadmium, Total	N/A		Soil	0.00 ppm	0.5400 g	1.6 mg/Kg U	1	0.3	1.6			6/17/21 10:43:08	N	II
R2105731-001	Chromium, Total	N/A		Soil	0.17 ppm	0.5400 g	55.9 mg/Kg	1	1.2	3.3			6/17/21 10:43:08	N	II
R2105731-001	Copper, Total	N/A		Soil	1.65 ppm	0.5400 g	544 mg/Kg	1	0.5	6.6			6/17/21 10:43:08	N	II
R2105731-001	Lead, Total	N/A		Soil	0.03 ppm	0.5400 g	16 mg/Kg U	1	2	16			6/17/21 10:43:08	N	II

! indicates Final Result is not yet adjusted for Solids because it has not yet been determined.

Analytical Results Summary

Instrument Name: R-ICP-AES-06 **Analyst:** NMANSEN **Analysis Lot:** 727820 **Method/Testcode:** 6010C/Mo T

Lab Code	Target Analytes	QC	Parent Sample	Matrix	Raw Result	Sample Amt.	Final Result	Dil	MDL	PQL	% Rec	% RSD	Date Analyzed	QC?	Tier
R2105731-001	Molybdenum, Total	N/A		Soil	0.02 ppm	0.5400 g	8.2 mg/Kg U	1	1.3	8.2			6/17/21 10:43:08	N	II
R2105731-001	Nickel, Total	N/A		Soil	0.03 ppm	0.5400 g	13 mg/Kg U	1	3	13			6/17/21 10:43:08	N	II
R2105731-001	Selenium, Total	N/A		Soil	0.00 ppm	0.5400 g	3.3 mg/Kg U	1	1.8	3.3			6/17/21 10:43:08	N	II
R2105731-001	Zinc, Total	N/A		Soil	2.04 ppm	0.5400 g	671 mg/Kg	1	4.7	6.6			6/17/21 10:43:08	N	II
R2105815-001	Antimony, Total	N/A		Soil	-0.01 ppm	0.5 g	11 mg/Kg U	1	1.0	11			6/17/21 10:46:25	N	IV
R2105815-001	Arsenic, Total	N/A		Soil	0.08 ppm	0.5 g	13.3 mg/Kg	1	1.3	1.8			6/17/21 10:46:25	N	IV
R2105815-001	Barium, Total	N/A		Soil	0.83 ppm	0.5 g	147 mg/Kg	1	2.7	3.5			6/17/21 10:46:25	N	IV
R2105815-001	Beryllium, Total	N/A		Soil	0.01 ppm	0.5 g	0.92 mg/Kg	1	0.06	0.53			6/17/21 10:46:25	N	IV
R2105815-001	Boron, Total	N/A		Soil	0.16 ppm	0.5 g	35 mg/Kg U	1	3	35			6/17/21 10:46:25	N	IV
R2105815-001	Cadmium, Total	N/A		Soil	0.00 ppm	0.5 g	0.88 mg/Kg U	1	0.16	0.88			6/17/21 10:46:25	N	IV
R2105815-001	Calcium, Total	N/A		Soil	9.00 ppm	0.5 g	1590 mg/Kg	1	60	180			6/17/21 10:46:25	N	IV
R2105815-001	Chromium, Total	N/A		Soil	0.16 ppm	0.5 g	28.8 mg/Kg	1	0.7	1.8			6/17/21 10:46:25	N	IV
R2105815-001	Cobalt, Total	N/A		Soil	0.08 ppm	0.5 g	14.9 mg/Kg	1	0.2	8.8			6/17/21 10:46:25	N	IV
R2105815-001	Copper, Total	N/A		Soil	0.38 ppm	0.5 g	66.8 mg/Kg	1	0.3	3.5			6/17/21 10:46:25	N	IV
R2105815-001	Lead, Total	N/A		Soil	0.26 ppm	0.5 g	46.1 mg/Kg	1	0.8	8.8			6/17/21 10:46:25	N	IV
R2105815-001	Magnesium, Total	N/A		Soil	32.46 ppm	0.5 g	5730 mg/Kg	1	30	180			6/17/21 10:46:25	N	IV
R2105815-001	Manganese, Total	N/A		Soil	3.18 ppm	0.5 g	562 mg/Kg	1	0.3	3.5			6/17/21 10:46:25	N	IV
R2105815-001	Nickel, Total	N/A		Soil	0.18 ppm	0.5 g	30.9 mg/Kg	1	1.2	7.1			6/17/21 10:46:25	N	IV
R2105815-001	Potassium, Total	N/A		Soil	25.02 ppm	0.5 g	4420 mg/Kg	1	90	350			6/17/21 10:46:25	N	IV
R2105815-001	Selenium, Total	N/A		Soil	0.00 ppm	0.5 g	1.8 mg/Kg U	1	1.0	1.8			6/17/21 10:46:25	N	IV
R2105815-001	Silver, Total	N/A		Soil	0.00 ppm	0.5 g	1.8 mg/Kg U	1	0.2	1.8			6/17/21 10:46:25	N	IV
R2105815-001	Sodium, Total	N/A		Soil	1.63 ppm	0.5 g	290 mg/Kg	1	40	180			6/17/21 10:46:25	N	IV
R2105815-001	Thallium, Total	N/A		Soil	-0.02 ppm	0.5 g	1.8 mg/Kg U	1	1.2	1.8			6/17/21 10:46:25	N	IV
R2105815-001	Vanadium, Total	N/A		Soil	0.18 ppm	0.5 g	31.3 mg/Kg	1	1.3	8.8			6/17/21 10:46:25	N	IV
R2105815-001	Zinc, Total	N/A		Soil	1.90 ppm	0.5 g	336 mg/Kg	1	2.5	3.5			6/17/21 10:46:25	N	IV
R2105853-001	Lead, Total	N/A		Soil	0.87 ppm	0.5100 g	96.5 mg/Kg	1	0.5	5.6			6/17/21 10:59:28	N	II
R2105853-002	Lead, Total	N/A		Soil	0.83 ppm	0.5 g	99.1 mg/Kg	1	0.5	6.0			6/17/21 11:02:44	N	II
R2105853-003	Lead, Total	N/A		Soil	5.70 ppm	0.5 g	669 mg/Kg	1	0.5	5.9			6/17/21 11:06:00	N	II
R2105853-004	Lead, Total	N/A		Soil	5.18 ppm	0.5000 g	619 mg/Kg	1	0.5	6.0			6/17/21 11:09:15	N	II
R2105887-001	Arsenic, Total	N/A		Soil	0.02 ppm	0.5 g	2.2 mg/Kg #	1	0.7	1.0			6/17/21 11:12:30	N	IV
R2105887-001	Barium, Total	N/A		Soil	0.34 ppm	0.5 g	33.6 mg/Kg #	1	1.5	2.0			6/17/21 11:12:30	N	IV
R2105887-001	Beryllium, Total	N/A		Soil	0.00 ppm	0.5 g	0.18 mg/Kg # J	1	0.03	0.30			6/17/21 11:12:30	N	IV
R2105887-001	Cadmium, Total	N/A		Soil	0.00 ppm	0.5 g	0.50 mg/Kg # U	1	0.09	0.50			6/17/21 11:12:30	N	IV
R2105887-001	Chromium, Total	N/A		Soil	0.06 ppm	0.5 g	6.1 mg/Kg #	1	0.4	1.0			6/17/21 11:12:30	N	IV
R2105887-001	Copper, Total	N/A		Soil	0.08 ppm	0.5 g	8.3 mg/Kg #	1	0.2	2.0			6/17/21 11:12:30	N	IV
R2105887-001	Lead, Total	N/A		Soil	0.03 ppm	0.5 g	3.2 mg/Kg # J	1	0.4	5.0			6/17/21 11:12:30	N	IV

# indicates Final Result is not yet adjusted for Solids because it has not yet been determined.

Analytical Results Summary

Instrument Name: R-ICP-AES-06 **Analyst:** NMANSEN **Analysis Lot:** 727820 **Method/Testcode:** 6010C/Mn T

Lab Code	Target Analytes	QC	Parent Sample	Matrix	Raw Result	Sample Amt.	Final Result	Dil	MDL	PQL	% Rec	% RSD	Date Analyzed	QC?	Tier
R2105887-001	Manganese, Total	N/A		Soil	3.32 ppm	0.5 g	332 mg/Kg #	1	0.2	2.0			6/17/21 11:12:30	N	IV
R2105887-001	Nickel, Total	N/A		Soil	0.05 ppm	0.5 g	5.5 mg/Kg #	1	0.7	4.0			6/17/21 11:12:30	N	IV
R2105887-001	Selenium, Total	N/A		Soil	0.00 ppm	0.5 g	1.0 mg/Kg # U	1	0.6	1.0			6/17/21 11:12:30	N	IV
R2105887-001	Silver, Total	N/A		Soil	0.00 ppm	0.5 g	1.0 mg/Kg # U	1	0.09	1.0			6/17/21 11:12:30	N	IV
R2105887-001	Zinc, Total	N/A		Soil	0.18 ppm	0.5 g	18.2 mg/Kg #	1	1.4	2.0			6/17/21 11:12:30	N	IV
R2105887-005	Barium, Total	N/A		Soil	0.38 ppm	0.5 g	37.8 mg/Kg #	1	1.5	2.0			6/17/21 11:15:44	N	IV
R2105887-005	Beryllium, Total	N/A		Soil	0.00 ppm	0.5 g	0.24 mg/Kg # J	1	0.03	0.30			6/17/21 11:15:44	N	IV
R2105887-005	Cadmium, Total	N/A		Soil	0.00 ppm	0.5 g	0.11 mg/Kg # J	1	0.09	0.50			6/17/21 11:15:44	N	IV
R2105887-005	Chromium, Total	N/A		Soil	0.07 ppm	0.5 g	6.6 mg/Kg #	1	0.4	1.0			6/17/21 11:15:44	N	IV
R2105887-005	Copper, Total	N/A		Soil	0.11 ppm	0.5 g	11.3 mg/Kg #	1	0.2	2.0			6/17/21 11:15:44	N	IV
R2105887-005	Lead, Total	N/A		Soil	0.03 ppm	0.5 g	3.4 mg/Kg # J	1	0.4	5.0			6/17/21 11:15:44	N	IV
R2105887-005	Manganese, Total	N/A		Soil	5.85 ppm	0.5 g	585 mg/Kg #	1	0.2	2.0			6/17/21 11:15:44	N	IV
R2105887-005	Nickel, Total	N/A		Soil	0.08 ppm	0.5 g	7.7 mg/Kg #	1	0.7	4.0			6/17/21 11:15:44	N	IV
R2105887-005	Selenium, Total	N/A		Soil	0.00 ppm	0.5 g	1.0 mg/Kg # U	1	0.6	1.0			6/17/21 11:15:44	N	IV
R2105887-005	Silver, Total	N/A		Soil	0.00 ppm	0.5 g	1.0 mg/Kg # U	1	0.09	1.0			6/17/21 11:15:44	N	IV
R2105887-005	Zinc, Total	N/A		Soil	0.23 ppm	0.5 g	23.5 mg/Kg #	1	1.4	2.0			6/17/21 11:15:44	N	IV
R2105887-006	Arsenic, Total	N/A		Soil	0.32 ppm	0.5100 g	31.2 mg/Kg #	1	0.70	0.98			6/17/21 11:19:00	N	IV
R2105887-006	Barium, Total	N/A		Soil	1.12 ppm	0.5100 g	110 mg/Kg #	1	1.5	2.0			6/17/21 11:19:00	N	IV
R2105887-006	Beryllium, Total	N/A		Soil	0.00 ppm	0.5100 g	0.23 mg/Kg # J	1	0.03	0.29			6/17/21 11:19:00	N	IV
R2105887-006	Cadmium, Total	N/A		Soil	0.01 ppm	0.5100 g	0.80 mg/Kg #	1	0.09	0.49			6/17/21 11:19:00	N	IV
R2105887-006	Chromium, Total	N/A		Soil	0.12 ppm	0.5100 g	11.7 mg/Kg #	1	0.35	0.98			6/17/21 11:19:00	N	IV
R2105887-006	Copper, Total	N/A		Soil	0.54 ppm	0.5100 g	53.4 mg/Kg #	1	0.2	2.0			6/17/21 11:19:00	N	IV
R2105887-006	Lead, Total	N/A		Soil	4.66 ppm	0.5100 g	456 mg/Kg #	1	0.4	4.9			6/17/21 11:19:00	N	IV
R2105887-006	Manganese, Total	N/A		Soil	3.07 ppm	0.5100 g	301 mg/Kg #	1	0.2	2.0			6/17/21 11:19:00	N	IV
R2105887-006	Nickel, Total	N/A		Soil	0.05 ppm	0.5100 g	5.1 mg/Kg #	1	0.7	3.9			6/17/21 11:19:00	N	IV
R2105887-006	Selenium, Total	N/A		Soil	0.05 ppm	0.5100 g	5.00 mg/Kg #	1	0.54	0.98			6/17/21 11:19:00	N	IV
R2105887-006	Silver, Total	N/A		Soil	0.00 ppm	0.5100 g	0.11 mg/Kg # J	1	0.09	0.98			6/17/21 11:19:00	N	IV
R2105887-006	Zinc, Total	N/A		Soil	2.12 ppm	0.5100 g	208 mg/Kg #	1	1.4	2.0			6/17/21 11:19:00	N	IV
R2105887-008	Arsenic, Total	N/A		Soil	0.03 ppm	0.5300 g	2.56 mg/Kg #	1	0.70	0.94			6/17/21 11:22:14	N	IV
R2105887-008	Barium, Total	N/A		Soil	0.33 ppm	0.5300 g	31.5 mg/Kg #	1	1.5	1.9			6/17/21 11:22:14	N	IV
R2105887-008	Beryllium, Total	N/A		Soil	0.00 ppm	0.5300 g	0.22 mg/Kg # J	1	0.03	0.28			6/17/21 11:22:14	N	IV
R2105887-008	Cadmium, Total	N/A		Soil	0.00 ppm	0.5300 g	0.47 mg/Kg # U	1	0.09	0.47			6/17/21 11:22:14	N	IV
R2105887-008	Chromium, Total	N/A		Soil	0.06 ppm	0.5300 g	6.11 mg/Kg #	1	0.35	0.94			6/17/21 11:22:14	N	IV
R2105887-008	Copper, Total	N/A		Soil	0.11 ppm	0.5300 g	10.3 mg/Kg #	1	0.2	1.9			6/17/21 11:22:14	N	IV
R2105887-008	Lead, Total	N/A		Soil	0.08 ppm	0.5300 g	7.8 mg/Kg #	1	0.4	4.7			6/17/21 11:22:14	N	IV
R2105887-008	Manganese, Total	N/A		Soil	3.48 ppm	0.5300 g	328 mg/Kg #	1	0.2	1.9			6/17/21 11:22:14	N	IV

! indicates Final Result is not yet adjusted for Solids because it has not yet been determined.

Analytical Results Summary

Instrument Name: R-ICP-AES-06 **Analyst:** NMANSEN **Analysis Lot:** 727820 **Method/Testcode:** 6010C/Ni T

Lab Code	Target Analytes	QC	Parent Sample	Matrix	Raw Result	Sample Amt.	Final Result	Dil	MDL	PQL	% Rec	% RSD	Date Analyzed	QC?	Tier
R2105887-008	Nickel, Total	N/A		Soil	0.06 ppm	0.5300 g	5.8 mg/Kg #	1	0.7	3.8			6/17/21 11:22:14	N	IV
R2105887-008	Selenium, Total	N/A		Soil	-0.01 ppm	0.5300 g	0.94 mg/Kg # U	1	0.54	0.94			6/17/21 11:22:14	N	IV
R2105887-008	Silver, Total	N/A		Soil	0.00 ppm	0.5300 g	0.94 mg/Kg # U	1	0.09	0.94			6/17/21 11:22:14	N	IV
R2105887-008	Zinc, Total	N/A		Soil	0.27 ppm	0.5300 g	25.5 mg/Kg #	1	1.4	1.9			6/17/21 11:22:14	N	IV
R2105887-010	Arsenic, Total	N/A		Soil	0.03 ppm	0.5300 g	2.87 mg/Kg #	1	0.70	0.94			6/17/21 11:25:29	N	IV
R2105887-010	Barium, Total	N/A		Soil	0.40 ppm	0.5300 g	38.0 mg/Kg #	1	1.5	1.9			6/17/21 11:25:29	N	IV
R2105887-010	Beryllium, Total	N/A		Soil	0.00 ppm	0.5300 g	0.23 mg/Kg # J	1	0.03	0.28			6/17/21 11:25:29	N	IV
R2105887-010	Cadmium, Total	N/A		Soil	0.00 ppm	0.5300 g	0.19 mg/Kg # J	1	0.09	0.47			6/17/21 11:25:29	N	IV
R2105887-010	Chromium, Total	N/A		Soil	0.07 ppm	0.5300 g	6.73 mg/Kg #	1	0.35	0.94			6/17/21 11:25:29	N	IV
R2105887-010	Copper, Total	N/A		Soil	0.14 ppm	0.5300 g	13.2 mg/Kg #	1	0.2	1.9			6/17/21 11:25:29	N	IV
R2105887-010	Lead, Total	N/A		Soil	0.47 ppm	0.5300 g	44.5 mg/Kg #	1	0.4	4.7			6/17/21 11:25:29	N	IV
R2105887-010	Manganese, Total	N/A		Soil	3.27 ppm	0.5300 g	309 mg/Kg #	1	0.2	1.9			6/17/21 11:25:29	N	IV
R2105887-010	Nickel, Total	N/A		Soil	0.07 ppm	0.5300 g	6.2 mg/Kg #	1	0.7	3.8			6/17/21 11:25:29	N	IV
R2105887-010	Selenium, Total	N/A		Soil	-0.01 ppm	0.5300 g	0.94 mg/Kg # U	1	0.54	0.94			6/17/21 11:25:29	N	IV
R2105887-010	Silver, Total	N/A		Soil	0.00 ppm	0.5300 g	0.94 mg/Kg # U	1	0.09	0.94			6/17/21 11:25:29	N	IV
R2105887-010	Zinc, Total	N/A		Soil	0.79 ppm	0.5300 g	74.1 mg/Kg #	1	1.4	1.9			6/17/21 11:25:29	N	IV
R2105887-014	Arsenic, Total	N/A		Soil	0.03 ppm	0.5100 g	2.99 mg/Kg #	1	0.70	0.98			6/17/21 11:35:14	N	IV
R2105887-014	Barium, Total	N/A		Soil	0.39 ppm	0.5100 g	38.1 mg/Kg #	1	1.5	2.0			6/17/21 11:35:14	N	IV
R2105887-014	Beryllium, Total	N/A		Soil	0.00 ppm	0.5100 g	0.25 mg/Kg # J	1	0.03	0.29			6/17/21 11:35:14	N	IV
R2105887-014	Cadmium, Total	N/A		Soil	0.00 ppm	0.5100 g	0.12 mg/Kg # J	1	0.09	0.49			6/17/21 11:35:14	N	IV
R2105887-014	Chromium, Total	N/A		Soil	0.08 ppm	0.5100 g	7.65 mg/Kg #	1	0.35	0.98			6/17/21 11:35:14	N	IV
R2105887-014	Copper, Total	N/A		Soil	0.12 ppm	0.5100 g	12.0 mg/Kg #	1	0.2	2.0			6/17/21 11:35:14	N	IV
R2105887-014	Lead, Total	N/A		Soil	0.10 ppm	0.5100 g	9.8 mg/Kg #	1	0.4	4.9			6/17/21 11:35:14	N	IV
R2105887-014	Manganese, Total	N/A		Soil	2.84 ppm	0.5100 g	279 mg/Kg #	1	0.2	2.0			6/17/21 11:35:14	N	IV
R2105887-014	Nickel, Total	N/A		Soil	0.06 ppm	0.5100 g	6.4 mg/Kg #	1	0.7	3.9			6/17/21 11:35:14	N	IV
R2105887-014	Selenium, Total	N/A		Soil	-0.01 ppm	0.5100 g	0.98 mg/Kg # U	1	0.54	0.98			6/17/21 11:35:14	N	IV
R2105887-014	Silver, Total	N/A		Soil	0.00 ppm	0.5100 g	0.98 mg/Kg # U	1	0.09	0.98			6/17/21 11:35:14	N	IV
R2105887-014	Zinc, Total	N/A		Soil	0.37 ppm	0.5100 g	36.6 mg/Kg #	1	1.4	2.0			6/17/21 11:35:14	N	IV
R2105887-016	Arsenic, Total	N/A		Soil	0.05 ppm	0.5500 g	4.52 mg/Kg #	1	0.70	0.91			6/17/21 11:38:30	N	IV
R2105887-016	Barium, Total	N/A		Soil	0.50 ppm	0.5500 g	45.8 mg/Kg #	1	1.5	1.8			6/17/21 11:38:30	N	IV
R2105887-016	Beryllium, Total	N/A		Soil	0.00 ppm	0.5500 g	0.35 mg/Kg #	1	0.03	0.27			6/17/21 11:38:30	N	IV
R2105887-016	Cadmium, Total	N/A		Soil	0.00 ppm	0.5500 g	0.45 mg/Kg # U	1	0.09	0.45			6/17/21 11:38:30	N	IV
R2105887-016	Chromium, Total	N/A		Soil	0.10 ppm	0.5500 g	9.21 mg/Kg #	1	0.35	0.91			6/17/21 11:38:30	N	IV
R2105887-016	Copper, Total	N/A		Soil	0.23 ppm	0.5500 g	21.0 mg/Kg #	1	0.2	1.8			6/17/21 11:38:30	N	IV
R2105887-016	Lead, Total	N/A		Soil	0.08 ppm	0.5500 g	7.2 mg/Kg #	1	0.4	4.5			6/17/21 11:38:30	N	IV
R2105887-016	Manganese, Total	N/A		Soil	3.01 ppm	0.5500 g	273 mg/Kg #	1	0.2	1.8			6/17/21 11:38:30	N	IV

# indicates Final Result is not yet adjusted for Solids because it has not yet been determined.

Analytical Results Summary

Instrument Name: R-ICP-AES-06 **Analyst:** NMANSEN **Analysis Lot:** 727820 **Method/Testcode:** 6010C/Ni T

Lab Code	Target Analytes	QC	Parent Sample	Matrix	Raw Result	Sample Amt.	Final Result	Dil	MDL	PQL	% Rec	% RSD	Date Analyzed	QC?	Tier
R2105887-016	Nickel, Total	N/A		Soil	0.10 ppm	0.5500 g	8.6 mg/Kg #	1	0.7	3.6			6/17/21 11:38:30	N	IV
R2105887-016	Selenium, Total	N/A		Soil	-0.01 ppm	0.5500 g	0.91 mg/Kg # U	1	0.54	0.91			6/17/21 11:38:30	N	IV
R2105887-016	Silver, Total	N/A		Soil	0.00 ppm	0.5500 g	0.91 mg/Kg # U	1	0.09	0.91			6/17/21 11:38:30	N	IV
R2105887-016	Zinc, Total	N/A		Soil	0.37 ppm	0.5500 g	33.6 mg/Kg #	1	1.4	1.8			6/17/21 11:38:30	N	IV
R2105887-019	Arsenic, Total	N/A		Soil	0.06 ppm	0.5 g	5.9 mg/Kg #	1	0.7	1.0			6/17/21 11:41:45	Y	IV
R2105887-019	Barium, Total	N/A		Soil	1.00 ppm	0.5 g	99.7 mg/Kg #	1	1.5	2.0			6/17/21 11:41:45	Y	IV
R2105887-019	Beryllium, Total	N/A		Soil	0.00 ppm	0.5 g	0.46 mg/Kg #	1	0.03	0.30			6/17/21 11:41:45	Y	IV
R2105887-019	Cadmium, Total	N/A		Soil	0.00 ppm	0.5 g	0.22 mg/Kg # J	1	0.09	0.50			6/17/21 11:41:45	Y	IV
R2105887-019	Chromium, Total	N/A		Soil	0.12 ppm	0.5 g	11.5 mg/Kg #	1	0.4	1.0			6/17/21 11:41:45	Y	IV
R2105887-019	Copper, Total	N/A		Soil	0.54 ppm	0.5 g	53.5 mg/Kg #	1	0.2	2.0			6/17/21 11:41:45	Y	IV
R2105887-019	Lead, Total	N/A		Soil	1.31 ppm	0.5 g	131 mg/Kg #	1	0.4	5.0			6/17/21 11:41:45	Y	IV
R2105887-019	Manganese, Total	N/A		Soil	4.94 ppm	0.5 g	494 mg/Kg #	1	0.2	2.0			6/17/21 11:41:45	Y	IV
R2105887-019	Nickel, Total	N/A		Soil	0.10 ppm	0.5 g	9.6 mg/Kg #	1	0.7	4.0			6/17/21 11:41:45	Y	IV
R2105887-019	Selenium, Total	N/A		Soil	0.00 ppm	0.5 g	1.0 mg/Kg # U	1	0.6	1.0			6/17/21 11:41:45	Y	IV
R2105887-019	Silver, Total	N/A		Soil	0.00 ppm	0.5 g	0.1 mg/Kg # J	1	0.09	1.0			6/17/21 11:41:45	Y	IV
R2105887-019	Zinc, Total	N/A		Soil	0.85 ppm	0.5 g	84.9 mg/Kg #	1	1.4	2.0			6/17/21 11:41:45	Y	IV
RQ2106796-03	Arsenic, Total	MS	R2105887-019	Soil	0.11 ppm	0.5 g	10.7 mg/Kg #	1	0.7	1.0	121		6/17/21 11:45:01	N	IV
RQ2106796-03	Barium, Total	MS	R2105887-019	Soil	3.14 ppm	0.5 g	314 mg/Kg #	1	1.5	2.0	107		6/17/21 11:45:01	N	IV
RQ2106796-03	Beryllium, Total	MS	R2105887-019	Soil	0.05 ppm	0.5 g	5.12 mg/Kg #	1	0.03	0.30	93		6/17/21 11:45:01	N	IV
RQ2106796-03	Cadmium, Total	MS	R2105887-019	Soil	0.05 ppm	0.5 g	4.84 mg/Kg #	1	0.09	0.50	92		6/17/21 11:45:01	N	IV
RQ2106796-03	Chromium, Total	MS	R2105887-019	Soil	0.31 ppm	0.5 g	31.1 mg/Kg #	1	0.4	1.0	98		6/17/21 11:45:01	N	IV
RQ2106796-03	Copper, Total	MS	R2105887-019	Soil	0.67 ppm	0.5 g	67.1 mg/Kg #	1	0.2	2.0	54*		6/17/21 11:45:01	N	IV
RQ2106796-03	Lead, Total	MS	R2105887-019	Soil	1.83 ppm	0.5 g	183 mg/Kg #	1	0.4	5.0	105		6/17/21 11:45:01	N	IV
RQ2106796-03	Manganese, Total	MS	R2105887-019	Soil	6.26 ppm	0.5 g	626 mg/Kg #	1	0.2	2.0	263* Spk too low		6/17/21 11:45:01	N	IV
RQ2106796-03	Nickel, Total	MS	R2105887-019	Soil	0.58 ppm	0.5 g	57.7 mg/Kg #	1	0.7	4.0	96		6/17/21 11:45:01	N	IV
RQ2106796-03	Selenium, Total	MS	R2105887-019	Soil	0.81 ppm	0.5 g	80.5 mg/Kg #	1	0.6	1.0	80		6/17/21 11:45:01	N	IV
RQ2106796-03	Silver, Total	MS	R2105887-019	Soil	0.05 ppm	0.5 g	4.8 mg/Kg #	1	0.09	1.0	93		6/17/21 11:45:01	N	IV
RQ2106796-03	Zinc, Total	MS	R2105887-019	Soil	1.44 ppm	0.5 g	144 mg/Kg #	1	1.4	2.0	117		6/17/21 11:45:01	N	IV
RQ2106796-04	Arsenic, Total	DMS	R2105887-019	Soil	0.10 ppm	0.5 g	10.2 mg/Kg #	1	0.7	1.0	108	5	6/17/21 11:48:17	N	IV
RQ2106796-04	Barium, Total	DMS	R2105887-019	Soil	2.95 ppm	0.5 g	295 mg/Kg #	1	1.5	2.0	97	6	6/17/21 11:48:17	N	IV
RQ2106796-04	Beryllium, Total	DMS	R2105887-019	Soil	0.05 ppm	0.5 g	5.08 mg/Kg #	1	0.03	0.30	92	<1	6/17/21 11:48:17	N	IV
RQ2106796-04	Cadmium, Total	DMS	R2105887-019	Soil	0.05 ppm	0.5 g	4.86 mg/Kg #	1	0.09	0.50	93	<1	6/17/21 11:48:17	N	IV
RQ2106796-04	Chromium, Total	DMS	R2105887-019	Soil	0.31 ppm	0.5 g	31.4 mg/Kg #	1	0.4	1.0	99	<1	6/17/21 11:48:17	N	IV
RQ2106796-04	Copper, Total	DMS	R2105887-019	Soil	0.65 ppm	0.5 g	64.6 mg/Kg #	1	0.2	2.0	44*	4	6/17/21 11:48:17	N	IV
RQ2106796-04	Lead, Total	DMS	R2105887-019	Soil	1.87 ppm	0.5 g	187 mg/Kg #	1	0.4	5.0	112	2	6/17/21 11:48:17	N	IV
RQ2106796-04	Manganese, Total	DMS	R2105887-019	Soil	8.15 ppm	0.5 g	815 mg/Kg #	1	0.2	2.0	641* Spk too low	26*	6/17/21 11:48:17	N	IV

# indicates Final Result is not yet adjusted for Solids because it has not yet been determined.

Analytical Results Summary

Instrument Name: R-ICP-AES-06 **Analyst:** NMANSEN **Analysis Lot:** 727820 **Method/Testcode:** 6010C/Ni T

Lab Code	Target Analytes	QC	Parent Sample	Matrix	Raw Result	Sample Amt.	Final Result	Dil	MDL	PQL	% Rec	% RSD	Date Analyzed	QC?	Tier
RQ2106796-04	Nickel, Total	DMS	R2105887-019	Soil	0.58 ppm	0.5 g	58.0 mg/Kg #	1	0.7	4.0	97	<1	6/17/21 11:48:17	N	IV
RQ2106796-04	Selenium, Total	DMS	R2105887-019	Soil	0.81 ppm	0.5 g	80.8 mg/Kg #	1	0.6	1.0	80	<1	6/17/21 11:48:17	N	IV
RQ2106796-04	Silver, Total	DMS	R2105887-019	Soil	0.05 ppm	0.5 g	4.7 mg/Kg #	1	0.09	1.0	92	1	6/17/21 11:48:17	N	IV
RQ2106796-04	Zinc, Total	DMS	R2105887-019	Soil	1.32 ppm	0.5 g	132 mg/Kg #	1	1.4	2.0	95	8	6/17/21 11:48:17	N	IV
R2105686-004	Iron, Total	N/A		Sediment	33.63 ppm	0.5500 g	51500 mg/Kg	10	200	310			6/17/21 11:58:03	N	II
R2105686-004	Thallium, Total	N/A		Sediment	0.00 ppm	0.5500 g	15 mg/Kg U	10	10	15			6/17/21 11:58:03	N	II
R2105815-001	Aluminum, Total	N/A		Soil	15.36 ppm	0.5 g	27100 mg/Kg	10	220	350			6/17/21 12:01:18	N	IV
R2105815-001	Iron, Total	N/A		Soil	21.91 ppm	0.5 g	38700 mg/Kg	10	230	350			6/17/21 12:01:18	N	IV

# indicates Final Result is not yet adjusted for Solids because it has not yet been determined.

Metals Cover Page

Analyst: KSM **Date:** 6/17/21 **Instrument:** FIMS II

Data File: JUN17-S **Reviewed By:** KSM **Entered By:** KSM

Starlims Run #	Analytes Used	Batch ID	Method	Failed Analytes	Repeats
727870	Hg	381458	7471B		
727871	Hg	381459	7471B		

Perkin Elmer FIMS Run Log (R-CVAA-02)

Serial number: 101S12110203

Analyst: KSM

Data File: JUN17-S

Date Prepped: 6/16/21

Date Analyzed:

Calibration/CRDL Source Standard: 209518

ICV/CCV/LCS/MS Source Standard: 210960

Cal/ CRDL 10ppm stock: M8150092A

ICV/CCV/LCS/MS 10ppm stock: M8150042A

Cal/ CRDL 0.1ppm stock: M8150092B

ICV/CCV/LCS/MS 0.1 ppm stock: M8150042B

Stannous Chloride (prep/exp daily): 11g SnCL2 lot 216543 + 30 mLHCl lot 215488 diluted to 1000 mL

Pipet ID: M36

DOD Pipet Verification:

1		Calib Blank
2		0.2ppb std
3		0.5ppb std
4		1.0ppb std
5		2.0ppb std
6		5.0ppb std
7		10.0ppb std
8	QC	ICV
1	QC	ICB
2	QC	MRL
8	QC	CCV
1	QC	CCB
38		PBS-381458
39		LCSW-381458
40		R2105582-001
41		R2105582-002
42		R2105582-003
43		R2105582-004
44		R2105686-004
45		R2105729-001
46		R2105731-001
47		R2105815-001
8	QC	CCV
1	QC	CCB
48		R2105887-001
49		R2105887-005
50		R2105887-006
51		R2105887-008
52		R2105887-010
53		R2105887-014
54		R2105887-016
55		R2105887-019
56		R2105887-019S
8	QC	CCV
1	QC	CCB
57		R2105887-019SD
2	QC	MRL
8	QC	CCV
1	QC	CCB
58		PBS-381459
59		LCSS-381459
60		R2105651-001
61		R2105651-002
62		R2105651-003
63		R2105718-001
64		R2105718-001S
65		R2105718-001SD
2	QC	MRL
8	QC	CCV
1	QC	CCB
66		Sample066
84		R2105887-006 3X
2	QC	MRL
8	QC	CCV
1	QC	CCB
85		Sample085

KSM 6/17/21

KSM 6/17/21

Analysis Begun

Logged In Analyst: ALRCE Metals01
Spectrometer: FIMS-100, S/N B050-9550
Technique: AA FIMS-MHS
Autosampler: S10

Sample Information File: C:\Users\Public\PerkinElmer\AA\Data\Sample Information\Routine3.sif
Batch ID: -
Results Data Set: JUN17-S
Results Library: C:\Users\Public\PerkinElmer\AA\Data\Results\2021\JUN21.mdb

Sequence No.: 1
Sample ID: Calib Blank
Analyst:
Autosampler Location: 1
Date Collected: 6/17/2021 12:54:13 PM
Data Type: Original

Replicate Data: Calib Blank
Analyte: Hg 253.7

Repl #	SampleConc ug/L	StndConc ug/L	BlnkCorr Signal	Peak Area	Peak Height	Time	Peak Stored
1		[0.00]	0.0001	0.0002	0.0001	12:55:31 PM	Yes
2		[0.00]	0.0000	0.0001	0.0000	12:56:16 PM	Yes
Mean:		[0.00]	0.0000				
SD:		0.0000	0.0000				
%RSD:		0.00%	11.77				

Auto-zero performed.

Sequence No.: 2
Sample ID: 0.2ppb std
Analyst:
Autosampler Location: 2
Date Collected: 6/17/2021 12:56:51 PM
Data Type: Original

Replicate Data: 0.2ppb std
Analyte: Hg 253.7

Repl #	SampleConc ug/L	StndConc ug/L	BlnkCorr Signal	Peak Area	Peak Height	Time	Peak Stored
1		[0.2]	0.0036	0.0146	0.0036	12:58:05 PM	Yes
2		[0.2]	0.0036	0.0145	0.0037	12:58:50 PM	Yes
Mean:		[0.2]	0.0036				
SD:		0.000	0.0000				
%RSD:		0.00%	1.27				

Standard number 1 applied. [0.2]
Correlation Coef.: 1.000000 Slope: 0.01804 Intercept: 0.00000

Sequence No.: 3
Sample ID: 0.5ppb std
Analyst:
Autosampler Location: 3
Date Collected: 6/17/2021 12:59:25 PM
Data Type: Original

Replicate Data: 0.5ppb std
Analyte: Hg 253.7

Repl #	SampleConc ug/L	StndConc ug/L	BlnkCorr Signal	Peak Area	Peak Height	Time	Peak Stored
1		[0.5]	0.0093	0.0383	0.0094	1:00:39 PM	Yes
2		[0.5]	0.0094	0.0378	0.0094	1:01:24 PM	Yes
Mean:		[0.5]	0.0094				
SD:		0.000	0.0000				
%RSD:		0.00%	0.15				

Standard number 2 applied. [0.5]
Correlation Coef.: 0.999515 Slope: 0.01862 Intercept: 0.00000

Sequence No.: 4
Sample ID: 1.0ppb std
Analyst:
Autosampler Location: 4
Date Collected: 6/17/2021 1:01:59 PM
Data Type: Original

Replicate Data: 1.0ppb std
Analyte: Hg 253.7

Repl #	SampleConc ug/L	StndConc ug/L	BlnkCorr Signal	Peak Area	Peak Height	Time	Peak Stored

1	[1.0]	0.0187	0.0764	0.0188	1:03:14 PM	Yes
2	[1.0]	0.0186	0.0754	0.0187	1:03:58 PM	Yes
Mean:	[1.0]	0.0187				
SD:	0.000	0.0001				
%RSD:	0.00%	0.37				

Standard number 3 applied. [1.0]
Correlation Coef.: 0.999932 Slope: 0.01865 Intercept: 0.00000

Sequence No.: 5 **Autosampler Location: 5**
Sample ID: 2.0ppb std **Date Collected: 6/17/2021 1:04:34 PM**
Analyst: **Data Type: Original**

Replicate Data: 2.0ppb std **Analyte: Hg 253.7**

Repl #	SampleConc ug/L	StndConc ug/L	BlnkCorr Signal	Peak Area	Peak Height	Time	Peak Stored
1		[2.0]	0.0372	0.1515	0.0372	1:05:49 PM	Yes
2		[2.0]	0.0370	0.1513	0.0371	1:06:34 PM	Yes
Mean:		[2.0]	0.0371				
SD:		0.000	0.0001				
%RSD:		0.00%	0.27				

Standard number 4 applied. [2.0]
Correlation Coef.: 0.999982 Slope: 0.01858 Intercept: 0.00000

Sequence No.: 6 **Autosampler Location: 6**
Sample ID: 5.0ppb std **Date Collected: 6/17/2021 1:07:10 PM**
Analyst: **Data Type: Original**

Replicate Data: 5.0ppb std **Analyte: Hg 253.7**

Repl #	SampleConc ug/L	StndConc ug/L	BlnkCorr Signal	Peak Area	Peak Height	Time	Peak Stored
1		[5.0]	0.0920	0.3756	0.0920	1:08:23 PM	Yes
2		[5.0]	0.0927	0.3777	0.0927	1:09:07 PM	Yes
Mean:		[5.0]	0.0923				
SD:		0.000	0.0005				
%RSD:		0.00%	0.54				

Standard number 5 applied. [5.0]
Correlation Coef.: 0.999993 Slope: 0.01849 Intercept: 0.00000

Sequence No.: 7 **Autosampler Location: 7**
Sample ID: 10.0ppb std **Date Collected: 6/17/2021 1:09:42 PM**
Analyst: **Data Type: Original**

Replicate Data: 10.0ppb std **Analyte: Hg 253.7**

Repl #	SampleConc ug/L	StndConc ug/L	BlnkCorr Signal	Peak Area	Peak Height	Time	Peak Stored
1		[10.0]	0.1788	0.7348	0.1788	1:10:56 PM	Yes
2		[10.0]	0.1785	0.7354	0.1785	1:11:40 PM	Yes
Mean:		[10.0]	0.1786				
SD:		0.000	0.0002				
%RSD:		0.00%	0.11				

Standard number 6 applied. [10.0]
Correlation Coef.: 0.999804 Slope: 0.01801 Intercept: 0.00000

Calibration data for Hg 253.7 **Equation: Linear Through Zero**

ID	Mean Signal (Abs)	Entered Conc. ug/L	Calculated Conc. ug/L	Standard Deviation	%RSD
Calib Blank	0.0000	0	0.000	0.00	11.77
0.2ppb std	0.0036	0.2	0.200	0.00	1.27
0.5ppb std	0.0094	0.5	0.519	0.00	0.15
1.0ppb std	0.0187	1.0	1.036	0.00	0.37
2.0ppb std	0.0371	2.0	2.061	0.00	0.27
5.0ppb std	0.0923	5.0	5.127	0.00	0.54
10.0ppb std	0.1786	10.0	9.917	0.00	0.11

Correlation Coef.: 0.999804 Slope: 0.01801 Intercept: 0.00000

Sequence No.: 8
Sample ID: ICV
Analyst:

Autosampler Location: 8
Date Collected: 6/17/2021 1:12:15 PM
Data Type: Original

Replicate Data: ICV **Analyte: Hg 253.7**

Repl #	SampleConc ug/L	StndConc ug/L	BlnkCorr Signal	Peak Area	Peak Height	Time	Peak Stored
1	3.064	3.064	0.0552	0.2260	0.0552	1:13:30 PM	Yes
2	3.081	3.081	0.0555	0.2265	0.0555	1:14:14 PM	Yes
Mean:	3.072	3.072	0.0553				
SD:	0.0123	0.0123	0.0002				
%RSD:	0.40%	0.40%	0.40				

QC value within limits for Hg 253.7 Recovery = 102.41%
All analyte(s) passed QC.

Sequence No.: 9
Sample ID: ICB
Analyst:

Autosampler Location: 1
Date Collected: 6/17/2021 1:14:49 PM
Data Type: Original

Replicate Data: ICB **Analyte: Hg 253.7**

Repl #	SampleConc ug/L	StndConc ug/L	BlnkCorr Signal	Peak Area	Peak Height	Time	Peak Stored
1	0.001	0.001	0.0000	0.0005	0.0001	1:16:03 PM	Yes
2	0.007	0.007	0.0001	0.0014	0.0002	1:16:48 PM	Yes
Mean:	0.004	0.004	0.0001				
SD:	0.0038	0.0038	0.0001				
%RSD:	91.47%	91.47%	91.47				

QC value within limits for Hg 253.7 Recovery = Not calculated
All analyte(s) passed QC.

Sequence No.: 10
Sample ID: MRL
Analyst:

Autosampler Location: 2
Date Collected: 6/17/2021 1:17:22 PM
Data Type: Original

Replicate Data: MRL **Analyte: Hg 253.7**

Repl #	SampleConc ug/L	StndConc ug/L	BlnkCorr Signal	Peak Area	Peak Height	Time	Peak Stored
1	0.201	0.201	0.0036	0.0146	0.0037	1:18:36 PM	Yes
2	0.206	0.206	0.0037	0.0165	0.0038	1:19:20 PM	Yes
Mean:	0.204	0.204	0.0037				
SD:	0.0032	0.0032	0.0001				
%RSD:	1.55%	1.55%	1.55				

QC value within limits for Hg 253.7 Recovery = 101.80%
All analyte(s) passed QC.

Sequence No.: 11
Sample ID: CCV
Analyst:

Autosampler Location: 8
Date Collected: 6/17/2021 1:19:55 PM
Data Type: Original

Replicate Data: CCV **Analyte: Hg 253.7**

Repl #	SampleConc ug/L	StndConc ug/L	BlnkCorr Signal	Peak Area	Peak Height	Time	Peak Stored
1	3.057	3.057	0.0551	0.2241	0.0551	1:21:10 PM	Yes
2	3.049	3.049	0.0549	0.2222	0.0550	1:21:54 PM	Yes
Mean:	3.053	3.053	0.0550				
SD:	0.0059	0.0059	0.0001				
%RSD:	0.19%	0.19%	0.19				

QC value within limits for Hg 253.7 Recovery = 101.77%
All analyte(s) passed QC.

Sequence No.: 12
Sample ID: CCB
Analyst:

Autosampler Location: 1
Date Collected: 6/17/2021 1:22:29 PM
Data Type: Original

Replicate Data: CCB
Analyte: Hg 253.7

Repl #	SampleConc ug/L	StndConc ug/L	BlnkCorr Signal	Peak Area	Peak Height	Time	Peak Stored
1	0.002	0.002	0.0000	0.0001	0.0001	1:23:43 PM	Yes
2	0.001	0.001	0.0000	0.0001	0.0001	1:24:28 PM	Yes
Mean:	0.001	0.001	0.0000				
SD:	0.0004	0.0004	0.0000				
%RSD:	27.10%	27.10%	27.10				

QC value within limits for Hg 253.7 Recovery = Not calculated
All analyte(s) passed QC.

Sequence No.: 13
Sample ID: PBS-381458
Analyst:

Autosampler Location: 38
Date Collected: 6/17/2021 1:25:02 PM
Data Type: Original

Replicate Data: PBS-381458
Analyte: Hg 253.7

Repl #	SampleConc ug/L	StndConc ug/L	BlnkCorr Signal	Peak Area	Peak Height	Time	Peak Stored
1	0.005	0.005	0.0001	-0.0001	0.0001	1:26:17 PM	Yes
2	0.001	0.001	0.0000	-0.0003	0.0001	1:27:01 PM	Yes
Mean:	0.003	0.003	0.0000				
SD:	0.0026	0.0026	0.0000				
%RSD:	95.30%	95.30%	95.30				

Sequence No.: 14
Sample ID: LCSW-381458
Analyst: S CK 6/18/21

Autosampler Location: 39
Date Collected: 6/17/2021 1:27:37 PM
Data Type: Original

Replicate Data: LCSW-381458
Analyte: Hg 253.7

Repl #	SampleConc ug/L	StndConc ug/L	BlnkCorr Signal	Peak Area	Peak Height	Time	Peak Stored
1	1.016	1.016	0.0183	0.0742	0.0183	1:28:51 PM	Yes
2	1.018	1.018	0.0183	0.0745	0.0184	1:29:35 PM	Yes
Mean:	1.017	1.017	0.0183				
SD:	0.0017	0.0017	0.0000				
%RSD:	0.16%	0.16%	0.16				

Sequence No.: 15
Sample ID: R2105582-001
Analyst:

Autosampler Location: 40
Date Collected: 6/17/2021 1:30:11 PM
Data Type: Original

Replicate Data: R2105582-001
Analyte: Hg 253.7

Repl #	SampleConc ug/L	StndConc ug/L	BlnkCorr Signal	Peak Area	Peak Height	Time	Peak Stored
1	0.076	0.076	0.0014	0.0054	0.0014	1:31:25 PM	Yes
2	0.076	0.076	0.0014	0.0055	0.0014	1:32:10 PM	Yes
Mean:	0.076	0.076	0.0014				
SD:	0.0004	0.0004	0.0000				
%RSD:	0.59%	0.59%	0.59				

Sequence No.: 16
Sample ID: R2105582-002
Analyst:

Autosampler Location: 41
Date Collected: 6/17/2021 1:32:45 PM
Data Type: Original

Replicate Data: R2105582-002
Analyte: Hg 253.7

Repl #	SampleConc ug/L	StndConc ug/L	BlnkCorr Signal	Peak Area	Peak Height	Time	Peak Stored
1	0.333	0.333	0.0060	0.0243	0.0060	1:33:59 PM	Yes

2	0.332	0.332	0.0060	0.0239	0.0060	1:34:44 PM	Yes
Mean:	0.333	0.333	0.0060				
SD:	0.0005	0.0005	0.0000				
%RSD:	0.16%	0.16%	0.16				

Sequence No.: 17
Sample ID: R2105582-003
Analyst:
Autosampler Location: 42
Date Collected: 6/17/2021 1:35:19 PM
Data Type: Original

Replicate Data: R2105582-003
Analyte: Hg 253.7

Repl #	SampleConc ug/L	StndConc ug/L	BlnkCorr Signal	Peak Area	Peak Height	Time	Peak Stored
1	0.089	0.089	0.0016	0.0056	0.0016	1:36:33 PM	Yes
2	0.088	0.088	0.0016	0.0052	0.0016	1:37:18 PM	Yes
Mean:	0.088	0.088	0.0016				
SD:	0.0002	0.0002	0.0000				
%RSD:	0.28%	0.28%	0.28				

Sequence No.: 18
Sample ID: R2105582-004
Analyst:
Autosampler Location: 43
Date Collected: 6/17/2021 1:37:53 PM
Data Type: Original

Replicate Data: R2105582-004
Analyte: Hg 253.7

Repl #	SampleConc ug/L	StndConc ug/L	BlnkCorr Signal	Peak Area	Peak Height	Time	Peak Stored
1	0.042	0.042	0.0008	0.0030	0.0008	1:39:08 PM	Yes
2	0.038	0.038	0.0007	0.0026	0.0007	1:39:52 PM	Yes
Mean:	0.040	0.040	0.0007				
SD:	0.0028	0.0028	0.0000				
%RSD:	6.92%	6.92%	6.92				

Sequence No.: 19
Sample ID: R2105686-004
Analyst:
Autosampler Location: 44
Date Collected: 6/17/2021 1:40:28 PM
Data Type: Original

Replicate Data: R2105686-004
Analyte: Hg 253.7

Repl #	SampleConc ug/L	StndConc ug/L	BlnkCorr Signal	Peak Area	Peak Height	Time	Peak Stored
1	0.034	0.034	0.0006	0.0029	0.0007	1:41:42 PM	Yes
2	0.030	0.030	0.0005	0.0018	0.0006	1:42:27 PM	Yes
Mean:	0.032	0.032	0.0006				
SD:	0.0031	0.0031	0.0001				
%RSD:	9.81%	9.81%	9.81				

Sequence No.: 20
Sample ID: R2105729-001
Analyst:
Autosampler Location: 45
Date Collected: 6/17/2021 1:43:02 PM
Data Type: Original

Replicate Data: R2105729-001
Analyte: Hg 253.7

Repl #	SampleConc ug/L	StndConc ug/L	BlnkCorr Signal	Peak Area	Peak Height	Time	Peak Stored
1	0.866	0.866	0.0156	0.0637	0.0156	1:44:16 PM	Yes
2	0.861	0.861	0.0155	0.0633	0.0156	1:45:01 PM	Yes
Mean:	0.864	0.864	0.0156				
SD:	0.0038	0.0038	0.0001				
%RSD:	0.44%	0.44%	0.44				

Sequence No.: 21
Sample ID: R2105731-001
Analyst:
Autosampler Location: 46
Date Collected: 6/17/2021 1:45:36 PM
Data Type: Original

Replicate Data: R2105731-001 Analyte: Hg 253.7

Repl #	SampleConc ug/L	StndConc ug/L	BlnkCorr Signal	Peak Area	Peak Height	Time	Peak Stored
1	0.388	0.388	0.0070	0.0291	0.0070	1:46:51 PM	Yes
2	0.392	0.392	0.0071	0.0292	0.0071	1:47:36 PM	Yes
Mean:	0.390	0.390	0.0070				
SD:	0.0024	0.0024	0.0000				
%RSD:	0.61%	0.61%	0.61				

Sequence No.: 22 Autosampler Location: 47
Sample ID: R2105815-001 Date Collected: 6/17/2021 1:48:12 PM
Analyst: Data Type: Original

Replicate Data: R2105815-001 Analyte: Hg 253.7

Repl #	SampleConc ug/L	StndConc ug/L	BlnkCorr Signal	Peak Area	Peak Height	Time	Peak Stored
1	0.414	0.414	0.0075	0.0306	0.0075	1:49:27 PM	Yes
2	0.404	0.404	0.0073	0.0291	0.0073	1:50:11 PM	Yes
Mean:	0.409	0.409	0.0074				
SD:	0.0068	0.0068	0.0001				
%RSD:	1.66%	1.66%	1.66				

Sequence No.: 23 Autosampler Location: 8
Sample ID: CCV Date Collected: 6/17/2021 1:50:47 PM
Analyst: Data Type: Original

Replicate Data: CCV Analyte: Hg 253.7

Repl #	SampleConc ug/L	StndConc ug/L	BlnkCorr Signal	Peak Area	Peak Height	Time	Peak Stored
1	3.042	3.042	0.0548	0.2225	0.0548	1:52:01 PM	Yes
2	3.024	3.024	0.0545	0.2227	0.0545	1:52:46 PM	Yes
Mean:	3.033	3.033	0.0546				
SD:	0.0125	0.0125	0.0002				
%RSD:	0.41%	0.41%	0.41				

QC value within limits for Hg 253.7 Recovery = 101.11%
All analyte(s) passed QC.

Sequence No.: 24 Autosampler Location: 1
Sample ID: CCB Date Collected: 6/17/2021 1:53:21 PM
Analyst: Data Type: Original

Replicate Data: CCB Analyte: Hg 253.7

Repl #	SampleConc ug/L	StndConc ug/L	BlnkCorr Signal	Peak Area	Peak Height	Time	Peak Stored
1	-0.002	-0.002	-0.0000	-0.0006	0.0000	1:54:35 PM	Yes
2	-0.000	-0.000	-0.0000	-0.0005	0.0000	1:55:20 PM	Yes
Mean:	-0.001	-0.001	-0.0000				
SD:	0.0009	0.0009	0.0000				
%RSD:	104.86%	104.86%	104.86				

QC value within limits for Hg 253.7 Recovery = Not calculated
All analyte(s) passed QC.

Sequence No.: 25 Autosampler Location: 48
Sample ID: R2105887-001 Date Collected: 6/17/2021 1:55:55 PM
Analyst: Data Type: Original

Replicate Data: R2105887-001 Analyte: Hg 253.7

Repl #	SampleConc ug/L	StndConc ug/L	BlnkCorr Signal	Peak Area	Peak Height	Time	Peak Stored
1	0.050	0.050	0.0009	0.0042	0.0009	1:57:10 PM	Yes
2	0.047	0.047	0.0008	0.0034	0.0009	1:57:55 PM	Yes
Mean:	0.048	0.048	0.0009				
SD:	0.0022	0.0022	0.0000				

%RSD: 4.45% 4.45% 4.45

Sequence No.: 26
Sample ID: R2105887-005
Analyst:

Autosampler Location: 49
Date Collected: 6/17/2021 1:58:31 PM
Data Type: Original

Replicate Data: R2105887-005 Analyte: Hg 253.7

Repl #	SampleConc ug/L	StndConc ug/L	BlnkCorr Signal	Peak Area	Peak Height	Time	Peak Stored
1	0.057	0.057	0.0010	0.0055	0.0011	1:59:46 PM	Yes
2	0.057	0.057	0.0010	0.0050	0.0011	2:00:30 PM	Yes
Mean:	0.057	0.057	0.0010				
SD:	0.0002	0.0002	0.0000				
%RSD:	0.38%	0.38%	0.38				

Sequence No.: 27
Sample ID: R2105887-006
Analyst:

Autosampler Location: 50
Date Collected: 6/17/2021 2:01:06 PM
Data Type: Original

Replicate Data: R2105887-006 Analyte: Hg 253.7

Repl #	SampleConc ug/L	StndConc ug/L	BlnkCorr Signal	Peak Area	Peak Height	Time	Peak Stored
1	10.40	10.40	0.1873	0.7717	0.1874	2:02:21 PM	Yes
Sample concentration is greater than that of the highest standard.							
2	10.36	10.36	0.1867	0.7685	0.1867	2:03:05 PM	Yes
Sample concentration is greater than that of the highest standard.							
Mean:	10.38	10.38	0.1870				
SD:	0.025	0.025	0.0005				
%RSD:	0.24%	0.24%	0.24				
Sample concentration is greater than that of the highest standard.							

Sequence No.: 28
Sample ID: R2105887-008
Analyst:

Autosampler Location: 51
Date Collected: 6/17/2021 2:03:40 PM
Data Type: Original

Replicate Data: R2105887-008 Analyte: Hg 253.7

Repl #	SampleConc ug/L	StndConc ug/L	BlnkCorr Signal	Peak Area	Peak Height	Time	Peak Stored
1	0.102	0.102	0.0018	0.0083	0.0019	2:04:55 PM	Yes
2	0.102	0.102	0.0018	0.0074	0.0019	2:05:39 PM	Yes
Mean:	0.102	0.102	0.0018				
SD:	0.0002	0.0002	0.0000				
%RSD:	0.21%	0.21%	0.21				

Sequence No.: 29
Sample ID: R2105887-010
Analyst:

Autosampler Location: 52
Date Collected: 6/17/2021 2:06:15 PM
Data Type: Original

Replicate Data: R2105887-010 Analyte: Hg 253.7

Repl #	SampleConc ug/L	StndConc ug/L	BlnkCorr Signal	Peak Area	Peak Height	Time	Peak Stored
1	0.179	0.179	0.0032	0.0123	0.0033	2:07:29 PM	Yes
2	0.187	0.187	0.0034	0.0132	0.0034	2:08:14 PM	Yes
Mean:	0.183	0.183	0.0033				
SD:	0.0053	0.0053	0.0001				
%RSD:	2.90%	2.90%	2.90				

Sequence No.: 30
Sample ID: R2105887-014
Analyst:

Autosampler Location: 53
Date Collected: 6/17/2021 2:08:50 PM
Data Type: Original

Replicate Data: R2105887-014 Analyte: Hg 253.7

Repl #	SampleConc ug/L	StndConc ug/L	BlnkCorr Signal	Peak Area	Peak Height	Time	Peak Stored
1	0.090	0.090	0.0016	0.0063	0.0017	2:10:04 PM	Yes
2	0.093	0.093	0.0017	0.0072	0.0017	2:10:49 PM	Yes
Mean:	0.091	0.091	0.0016				
SD:	0.0023	0.0023	0.0000				
%RSD:	2.53%	2.53%	2.53				

==========

Sequence No.: 31
Sample ID: R2105887-016
Analyst:

Autosampler Location: 54
Date Collected: 6/17/2021 2:11:24 PM
Data Type: Original

Replicate Data: R2105887-016 Analyte: Hg 253.7

Repl #	SampleConc ug/L	StndConc ug/L	BlnkCorr Signal	Peak Area	Peak Height	Time	Peak Stored
1	0.137	0.137	0.0025	0.0099	0.0025	2:12:39 PM	Yes
2	0.141	0.141	0.0025	0.0107	0.0026	2:13:24 PM	Yes
Mean:	0.139	0.139	0.0025				
SD:	0.0027	0.0027	0.0000				
%RSD:	1.94%	1.94%	1.94				

==========

Sequence No.: 32
Sample ID: R2105887-019
Analyst:

Autosampler Location: 55
Date Collected: 6/17/2021 2:13:59 PM
Data Type: Original

Replicate Data: R2105887-019 Analyte: Hg 253.7

Repl #	SampleConc ug/L	StndConc ug/L	BlnkCorr Signal	Peak Area	Peak Height	Time	Peak Stored
1	0.957	0.957	0.0172	0.0708	0.0173	2:15:14 PM	Yes
2	0.957	0.957	0.0172	0.0709	0.0173	2:15:59 PM	Yes
Mean:	0.957	0.957	0.0172				
SD:	0.0005	0.0005	0.0000				
%RSD:	0.05%	0.05%	0.05				

==========

Sequence No.: 33
Sample ID: R2105887-019S
Analyst:

Autosampler Location: 56
Date Collected: 6/17/2021 2:16:34 PM
Data Type: Original

Replicate Data: R2105887-019S Analyte: Hg 253.7

Repl #	SampleConc ug/L	StndConc ug/L	BlnkCorr Signal	Peak Area	Peak Height	Time	Peak Stored
1	1.903	1.903	0.0343	0.1387	0.0343	2:17:49 PM	Yes
2	1.905	1.905	0.0343	0.1400	0.0344	2:18:34 PM	Yes
Mean:	1.904	1.904	0.0343				
SD:	0.0016	0.0016	0.0000				
%RSD:	0.08%	0.08%	0.08				

==========

Sequence No.: 34
Sample ID: CCV
Analyst:

Autosampler Location: 8
Date Collected: 6/17/2021 2:19:09 PM
Data Type: Original

Replicate Data: CCV Analyte: Hg 253.7

Repl #	SampleConc ug/L	StndConc ug/L	BlnkCorr Signal	Peak Area	Peak Height	Time	Peak Stored
1	3.006	3.006	0.0541	0.2217	0.0542	2:20:23 PM	Yes
2	3.002	3.002	0.0541	0.2210	0.0541	2:21:08 PM	Yes
Mean:	3.004	3.004	0.0541				
SD:	0.0026	0.0026	0.0000				
%RSD:	0.09%	0.09%	0.09				

QC value within limits for Hg 253.7 Recovery = 100.14%
All analyte(s) passed QC.

Sequence No.: 35
Sample ID: CCB
Analyst:

Autosampler Location: 1
Date Collected: 6/17/2021 2:21:43 PM
Data Type: Original

Replicate Data: CCB

Analyte: Hg 253.7

Repl #	SampleConc ug/L	StndConc ug/L	BlnkCorr Signal	Peak Area	Peak Height	Time	Peak Stored
1	-0.003	-0.003	-0.0000	-0.0012	-0.0000	2:22:57 PM	Yes
2	0.004	0.004	0.0001	0.0002	0.0001	2:23:42 PM	Yes
Mean:	0.001	0.001	0.0000				
SD:	0.0047	0.0047	0.0001				
%RSD:	653.34%	653.34%	653.34				

QC value within limits for Hg 253.7 Recovery = Not calculated
All analyte(s) passed QC.

Sequence No.: 36
Sample ID: R2105887-019SD
Analyst:

Autosampler Location: 57
Date Collected: 6/17/2021 2:24:16 PM
Data Type: Original

Replicate Data: R2105887-019SD

Analyte: Hg 253.7

Repl #	SampleConc ug/L	StndConc ug/L	BlnkCorr Signal	Peak Area	Peak Height	Time	Peak Stored
1	1.813	1.813	0.0327	0.1329	0.0327	2:25:31 PM	Yes
2	1.804	1.804	0.0325	0.1324	0.0325	2:26:16 PM	Yes
Mean:	1.808	1.808	0.0326				
SD:	0.0069	0.0069	0.0001				
%RSD:	0.38%	0.38%	0.38				

Sequence No.: 37
Sample ID: MRL
Analyst:

Autosampler Location: 2
Date Collected: 6/17/2021 2:26:51 PM
Data Type: Original

Replicate Data: MRL

Analyte: Hg 253.7

Repl #	SampleConc ug/L	StndConc ug/L	BlnkCorr Signal	Peak Area	Peak Height	Time	Peak Stored
1	0.201	0.201	0.0036	0.0152	0.0037	2:28:05 PM	Yes
2	0.201	0.201	0.0036	0.0160	0.0037	2:28:50 PM	Yes
Mean:	0.201	0.201	0.0036				
SD:	0.0002	0.0002	0.0000				
%RSD:	0.10%	0.10%	0.10				

QC value within limits for Hg 253.7 Recovery = 100.56%
All analyte(s) passed QC.

Sequence No.: 38
Sample ID: CCV
Analyst:

Autosampler Location: 8
Date Collected: 6/17/2021 2:29:25 PM
Data Type: Original

Replicate Data: CCV

Analyte: Hg 253.7

Repl #	SampleConc ug/L	StndConc ug/L	BlnkCorr Signal	Peak Area	Peak Height	Time	Peak Stored
1	2.991	2.991	0.0539	0.2212	0.0539	2:30:39 PM	Yes
2	2.976	2.976	0.0536	0.2211	0.0537	2:31:24 PM	Yes
Mean:	2.983	2.983	0.0537				
SD:	0.0104	0.0104	0.0002				
%RSD:	0.35%	0.35%	0.35				

QC value within limits for Hg 253.7 Recovery = 99.44%
All analyte(s) passed QC.

Sequence No.: 39
Sample ID: CCB
Analyst:

Autosampler Location: 1
Date Collected: 6/17/2021 2:31:59 PM
Data Type: Original

Replicate Data: CCB Analyte: Hg 253.7

Repl #	SampleConc ug/L	StndConc ug/L	BlnkCorr Signal	Peak Area	Peak Height	Time	Peak Stored
1	-0.003	-0.003	-0.0000	-0.0008	0.0000	2:33:12 PM	Yes
2	0.001	0.001	0.0000	0.0001	0.0001	2:33:57 PM	Yes
Mean:	-0.001	-0.001	-0.0000				
SD:	0.0026	0.0026	0.0000				
%RSD:	373.21%	373.21%	373.21				

QC value within limits for Hg 253.7 Recovery = Not calculated
All analyte(s) passed QC.

Sequence No.: 40 Autosampler Location: 58
Sample ID: PBS-381459 Date Collected: 6/17/2021 2:34:32 PM
Analyst: Data Type: Original

Replicate Data: PBS-381459 Analyte: Hg 253.7

Repl #	SampleConc ug/L	StndConc ug/L	BlnkCorr Signal	Peak Area	Peak Height	Time	Peak Stored
1	0.003	0.003	0.0000	0.0003	0.0001	2:35:47 PM	Yes
2	-0.002	-0.002	-0.0000	-0.0011	0.0000	2:36:31 PM	Yes
Mean:	0.000	0.000	0.0000				
SD:	0.0034	0.0034	0.0001				
%RSD:	>999.9%	>999.9%	>999.9%				

Sequence No.: 41 Autosampler Location: 59
Sample ID: LCSS-381459 Date Collected: 6/17/2021 2:37:07 PM
Analyst: Data Type: Original

Replicate Data: LCSS-381459 Analyte: Hg 253.7

Repl #	SampleConc ug/L	StndConc ug/L	BlnkCorr Signal	Peak Area	Peak Height	Time	Peak Stored
1	1.013	1.013	0.0182	0.0750	0.0183	2:38:22 PM	Yes
2	1.008	1.008	0.0182	0.0737	0.0182	2:39:07 PM	Yes
Mean:	1.010	1.010	0.0182				
SD:	0.0036	0.0036	0.0001				
%RSD:	0.36%	0.36%	0.36				

Sequence No.: 42 Autosampler Location: 60
Sample ID: R2105651-001 Date Collected: 6/17/2021 2:39:43 PM
Analyst: Data Type: Original

Replicate Data: R2105651-001 Analyte: Hg 253.7

Repl #	SampleConc ug/L	StndConc ug/L	BlnkCorr Signal	Peak Area	Peak Height	Time	Peak Stored
1	0.004	0.004	0.0001	0.0001	0.0001	2:40:58 PM	Yes
2	0.004	0.004	0.0001	0.0002	0.0001	2:41:43 PM	Yes
Mean:	0.004	0.004	0.0001				
SD:	0.0000	0.0000	0.0000				
%RSD:	1.05%	1.05%	1.05				

Sequence No.: 43 Autosampler Location: 61
Sample ID: R2105651-002 Date Collected: 6/17/2021 2:42:19 PM
Analyst: Data Type: Original

Replicate Data: R2105651-002 Analyte: Hg 253.7

Repl #	SampleConc ug/L	StndConc ug/L	BlnkCorr Signal	Peak Area	Peak Height	Time	Peak Stored
1	0.010	0.010	0.0002	0.0011	0.0002	2:43:34 PM	Yes
2	0.012	0.012	0.0002	0.0011	0.0003	2:44:19 PM	Yes
Mean:	0.011	0.011	0.0002				
SD:	0.0014	0.0014	0.0000				
%RSD:	12.91%	12.91%	12.91				

Sequence No.: 44
Sample ID: R2105651-003
Analyst:

Autosampler Location: 62
Date Collected: 6/17/2021 2:44:55 PM
Data Type: Original

Replicate Data: R2105651-003 Analyte: Hg 253.7

Repl #	SampleConc ug/L	StndConc ug/L	BlnkCorr Signal	Peak Area	Peak Height	Time	Peak Stored
1	-0.000	-0.000	-0.0000	-0.0001	0.0000	2:46:09 PM	Yes
2	0.000	0.000	0.0000	-0.0004	0.0001	2:46:54 PM	Yes
Mean:	0.000	0.000	0.0000				
SD:	0.0007	0.0007	0.0000				
%RSD:	>999.9%	>999.9%	>999.9%				

Sequence No.: 45
Sample ID: R2105718-001
Analyst:

Autosampler Location: 63
Date Collected: 6/17/2021 2:47:29 PM
Data Type: Original

Replicate Data: R2105718-001 Analyte: Hg 253.7

Repl #	SampleConc ug/L	StndConc ug/L	BlnkCorr Signal	Peak Area	Peak Height	Time	Peak Stored
1	0.041	0.041	0.0007	0.0033	0.0008	2:48:44 PM	Yes
2	0.040	0.040	0.0007	0.0029	0.0008	2:49:29 PM	Yes
Mean:	0.041	0.041	0.0007				
SD:	0.0007	0.0007	0.0000				
%RSD:	1.80%	1.80%	1.80				

Sequence No.: 46
Sample ID: R2105718-001S
Analyst:

Autosampler Location: 64
Date Collected: 6/17/2021 2:50:05 PM
Data Type: Original

Replicate Data: R2105718-001S Analyte: Hg 253.7

Repl #	SampleConc ug/L	StndConc ug/L	BlnkCorr Signal	Peak Area	Peak Height	Time	Peak Stored
1	0.986	0.986	0.0178	0.0731	0.0178	2:51:19 PM	Yes
2	0.984	0.984	0.0177	0.0723	0.0178	2:52:04 PM	Yes
Mean:	0.985	0.985	0.0177				
SD:	0.0018	0.0018	0.0000				
%RSD:	0.18%	0.18%	0.18				

Sequence No.: 47
Sample ID: R2105718-001SD
Analyst:

Autosampler Location: 65
Date Collected: 6/17/2021 2:52:40 PM
Data Type: Original

Replicate Data: R2105718-001SD Analyte: Hg 253.7

Repl #	SampleConc ug/L	StndConc ug/L	BlnkCorr Signal	Peak Area	Peak Height	Time	Peak Stored
1	0.996	0.996	0.0179	0.0736	0.0180	2:53:55 PM	Yes
2	0.995	0.995	0.0179	0.0737	0.0180	2:54:40 PM	Yes
Mean:	0.996	0.996	0.0179				
SD:	0.0007	0.0007	0.0000				
%RSD:	0.07%	0.07%	0.07				

Sequence No.: 48
Sample ID: MRL
Analyst:

Autosampler Location: 2
Date Collected: 6/17/2021 2:55:15 PM
Data Type: Original

Replicate Data: MRL Analyte: Hg 253.7

Repl #	SampleConc ug/L	StndConc ug/L	BlnkCorr Signal	Peak Area	Peak Height	Time	Peak Stored
1	0.193	0.193	0.0035	0.0141	0.0035	2:56:29 PM	Yes

2	0.201	0.201	0.0036	0.0156	0.0037	2:57:14 PM	Yes
Mean:	0.197	0.197	0.0036				
SD:	0.0057	0.0057	0.0001				
%RSD:	2.88%	2.88%	2.88				

QC value within limits for Hg 253.7 Recovery = 98.62%
All analyte(s) passed QC.

Sequence No.: 49 **Autosampler Location: 8**
Sample ID: CCV **Date Collected: 6/17/2021 2:57:49 PM**
Analyst: **Data Type: Original**

Replicate Data: CCV **Analyte: Hg 253.7**

Repl #	SampleConc ug/L	StndConc ug/L	BlnkCorr Signal	Peak Area	Peak Height	Time	Peak Stored
1	2.974	2.974	0.0536	0.2200	0.0536	2:59:03 PM	Yes
2	2.981	2.981	0.0537	0.2205	0.0537	2:59:47 PM	Yes
Mean:	2.977	2.977	0.0536				
SD:	0.0054	0.0054	0.0001				
%RSD:	0.18%	0.18%	0.18				

QC value within limits for Hg 253.7 Recovery = 99.25%
All analyte(s) passed QC.

Sequence No.: 50 **Autosampler Location: 1**
Sample ID: CCB **Date Collected: 6/17/2021 3:00:22 PM**
Analyst: **Data Type: Original**

Replicate Data: CCB **Analyte: Hg 253.7**

Repl #	SampleConc ug/L	StndConc ug/L	BlnkCorr Signal	Peak Area	Peak Height	Time	Peak Stored
1	0.003	0.003	0.0000	0.0004	0.0001	3:01:36 PM	Yes
2	0.002	0.002	0.0000	0.0002	0.0001	3:02:21 PM	Yes
Mean:	0.002	0.002	0.0000				
SD:	0.0006	0.0006	0.0000				
%RSD:	26.57%	26.57%	26.57				

QC value within limits for Hg 253.7 Recovery = Not calculated
All analyte(s) passed QC.

Sequence No.: 51 **Autosampler Location: 66**
Sample ID: Sample066 **Date Collected: 6/17/2021 3:02:55 PM**
Analyst: **Data Type: Original**

Replicate Data: Sample066 **Analyte: Hg 253.7**

Repl #	SampleConc ug/L	StndConc ug/L	BlnkCorr Signal	Peak Area	Peak Height	Time	Peak Stored
1	-0.004	-0.004	-0.0001	-0.0014	-0.0000	3:04:10 PM	Yes
2	-0.001	-0.001	-0.0000	-0.0000	0.0000	3:04:55 PM	Yes
Mean:	-0.003	-0.003	-0.0000				
SD:	0.0017	0.0017	0.0000				
%RSD:	65.06%	65.06%	65.06				

Run continues

Analysis Begun

Logged In Analyst: ALRCE Metals01
Spectrometer: FIMS-100, S/N B050-9550

Technique: AA FIMS-MHS
Autosampler: S10

Sample Information File: C:\Users\Public\PerkinElmer\AA\Data\Sample Information\Routine3.sif
Batch ID: -
Results Data Set: JUN17-S
Results Library: C:\Users\Public\PerkinElmer\AA\Data\Results\2021\JUN21.mdb

Sequence No.: 1
Sample ID: R2105887-006 3X
Analyst:

Autosampler Location: 84
Date Collected: 6/17/2021 3:06:35 PM
Data Type: Original

Replicate Data: R2105887-006 3X

Analyte: Hg 253.7

Repl #	SampleConc ug/L	StndConc ug/L	BlnkCorr Signal	Peak Area	Peak Height	Time	Peak Stored
1	3.566	3.566	0.0642	0.2631	0.0643	3:07:50 PM	Yes
2	3.296	3.296	0.0594	0.2424	0.0594	3:08:35 PM	Yes
Mean:	3.431	3.431	0.0618				
SD:	0.1911	0.1911	0.0034				
%RSD:	5.57%	5.57%	5.57				

Sequence No.: 2
Sample ID: MRL
Analyst:

Autosampler Location: 2
Date Collected: 6/17/2021 3:09:10 PM
Data Type: Original

Replicate Data: MRL

Analyte: Hg 253.7

Repl #	SampleConc ug/L	StndConc ug/L	BlnkCorr Signal	Peak Area	Peak Height	Time	Peak Stored
1	0.197	0.197	0.0035	0.0150	0.0036	3:10:24 PM	Yes
2	0.194	0.194	0.0035	0.0143	0.0035	3:11:09 PM	Yes
Mean:	0.195	0.195	0.0035				
SD:	0.0020	0.0020	0.0000				
%RSD:	1.01%	1.01%	1.01				

QC value within limits for Hg 253.7 Recovery = 97.64%
All analyte(s) passed QC.

Sequence No.: 3
Sample ID: CCV
Analyst:

Autosampler Location: 8
Date Collected: 6/17/2021 3:11:44 PM
Data Type: Original

Replicate Data: CCV

Analyte: Hg 253.7

Repl #	SampleConc ug/L	StndConc ug/L	BlnkCorr Signal	Peak Area	Peak Height	Time	Peak Stored
1	2.973	2.973	0.0536	0.2193	0.0536	3:12:58 PM	Yes
2	2.968	2.968	0.0535	0.2192	0.0535	3:13:43 PM	Yes
Mean:	2.971	2.971	0.0535				
SD:	0.0032	0.0032	0.0001				
%RSD:	0.11%	0.11%	0.11				

QC value within limits for Hg 253.7 Recovery = 99.02%
All analyte(s) passed QC.

Sequence No.: 4
Sample ID: CCB
Analyst:

Autosampler Location: 1
Date Collected: 6/17/2021 3:14:18 PM
Data Type: Original

Replicate Data: CCB

Analyte: Hg 253.7

Repl #	SampleConc ug/L	StndConc ug/L	BlnkCorr Signal	Peak Area	Peak Height	Time	Peak Stored
1	0.004	0.004	0.0001	0.0006	0.0001	3:15:31 PM	Yes

2	-0.000	-0.000	-0.0000	-0.0004	0.0000	3:16:16 PM	Yes
Mean:	0.002	0.002	0.0000				
SD:	0.0029	0.0029	0.0001				
%RSD:	186.86%	186.86%	186.86				

QC value within limits for Hg 253.7 Recovery = Not calculated
All analyte(s) passed QC.

==========

Sequence No.: 5
Sample ID: Sample085
Analyst:

Autosampler Location: 85
Date Collected: 6/17/2021 3:16:51 PM
Data Type: Original

Replicate Data: Sample085 **Analyte: Hg 253.7**

Repl #	SampleConc ug/L	StndConc ug/L	BlnkCorr Signal	Peak Area	Peak Height	Time	Peak Stored
1	-0.000	-0.000	-0.0000	0.0001	0.0000	3:18:07 PM	Yes
2	-0.001	-0.001	-0.0000	0.0001	0.0000	3:18:51 PM	Yes
Mean:	-0.001	-0.001	-0.0000				
SD:	0.0007	0.0007	0.0000				
%RSD:	126.67%	126.67%	126.67				

Preparation Information Benchsheet

Prep Run#: 381458
Team: Metals/KMCLAEN

Prep WorkFlow: HgDigS
Prep Method:

Status: Prepped
Prep Date/Time: 6/16/21 13:23

#	Lab Code	Client ID	B#	Amt. Ext.	Method /Test	pH	AE	BN	Final Vol	Sample Desc. (Initial/Final)	SpikeAmt./Inv. ID	Comments
1	RQ2106874-01	MB		0.6g	7471B/Hg				100.00mL			HB: 4 Well: E1 Temp: 92.0C/95.0C
2	RQ2106874-02	LCS		0.6g	7471B/Hg				100.00mL		1.0000 mL/217722	On HB: 1430 Off HB: 1432 On HB: 1453 Off HB: 1523 Pipets/Repipettors used: M36,M290,M220,M320
3	R2105582-001	EVCN-SS-CF-001	.09	0.6200g	7471B/Hg				100.00mL			
4	R2105582-002	EVCN-SS-TS-001	.09	0.6g	7471B/Hg				100.00mL			
5	R2105582-003	EVCN-MW-CF-001	.09	0.6500g	7471B/Hg				100.00mL			
6	R2105582-004	EVCN-MW-CD-002	.09	0.6100g	7471B/Hg				100.00mL			
7	R2105686-004	SP-3 Sediment	.01	0.6g	7471B/Hg				100.00mL			
8	R2105729-001	BSA Yearly Cake	.08	0.6500g	7471B/Hg				100.00mL			
9	R2105731-001	Biosolids	.01	0.6100g	7471B/Hg				100.00mL			
10	R2105815-001	SW-1A	.02	0.6500g	7471B/Hg				100.00mL			
11	R2105887-001	TP-01 (350)	.03	0.6g	7471B/Hg				100.00mL			
12	R2105887-005	TP-07 (350)	.04	0.6400g	7471B/Hg				100.00mL			
13	R2105887-006	TP-08+09+10 (350)	.04	0.6g	7471B/Hg				100.00mL			
14	R2105887-008	TP-11+12 (350)	.04	0.6500g	7471B/Hg				100.00mL			
15	R2105887-010	TP-01 (370)	.04	0.6g	7471B/Hg				100.00mL			
16	R2105887-014	TP-06+07 (370)	.04	0.6400g	7471B/Hg				100.00mL			
17	R2105887-016	TP-08+09 (370)	.04	0.6100g	7471B/Hg				100.00mL			
18	R2105887-019	TP-10+11 (370)	.04	0.6100g	7471B/Hg				100.00mL			
19	RQ2106874-03	R2105887-019 MS	.04	0.6g	7471B/Hg				100.00mL		1.0000 mL/217722	
20	RQ2106874-04	R2105887-019 DMS	.04	0.6100g	7471B/Hg				100.00mL		1.0000 mL/217722	

Spiking Solutions

Name: Mercury LCSW Metals Hg Inventory ID 217722 Logbook Ref: 217722 Expires On: 06/17/2021

Preparation Materials

1:1 HCl Metals Grade	217545 (217545)	1:1 Nitric Acid Metals Grade	217546 (217546)	Hot Block Cups	125mL Lot 386679-4595 (216860)
Hydroxylamine HCL Solution	214838 (214838)	Potassium Permanganate 5% Soln, KMnO4	216990 (216990)	Thermometer	377 (182584)

Preparation Information Benchsheet

Prep Run#: 381458
Team: Metals/KMCLAEN

Prep WorkFlow: HgDigS
Prep Method:

Status: Prepped
Prep Date/Time: 6/16/21 13:23

Preparation Steps

Step: Digestion
Started: 6/16/21 13:23
Finished: 6/16/21 15:55
By: KMCLAEN
Comments

Comments:

Reviewed By: [illegible] Date: 6/18/21

Chain of Custody

Relinquished By: Kelly McLaren Date: 6/16/21
Received By: 6/16/21 Date: BAC1

Extracts Examined
Yes No

Preparation Information Benchsheet

Prep Run#: 381459
Team: Metals/KMCLAEN

Prep WorkFlow: HgDigNAL
Prep Method: Method

Status: Prepped
Prep Date/Time: 6/16/21 13:23

#	Lab Code	Client ID	B#	Amt. Ext.	Method /Test	pH	AE	BN	Final Vol	Sample Desc. (Initial/Final)	SpikeAmt./Inv. ID	Comments
1	RQ2106873-01	MB		0.6000g	7471B/Hg				100.00mL			HB: 4 Well: E1 Temp: 92.0C/95.0C
2	RQ2106873-02	LCS		0.6000g	7471B/Hg				100.00mL		1.0000 mL/217722	On HB: 1523 Off HB: 1525 On HB: 1550 Off HB: 1620 Pipets/Repipettors used: M36,M290,M220,M320
3	R2105651-001	Misc. 052021	.03	0.2100g	7471B/Hg				100.00mL			
4	R2105651-002	APS 060221	.03	0.2500g	7471B/Hg				100.00mL			
5	R2105651-003	Slurry 060621	.04	0.2200g	7471B/Hg				100.00mL			
6	R2105718-001	MCLLC - Used Cutting Oil 0621	.02	0.6500g	7471B/Hg				100.00mL			
7	RQ2106873-03	R2105718-001 MS	.02	0.6100g	7471B/Hg				100.00mL		1.0000 mL/217722	
8	RQ2106873-04	R2105718-001 DMS	.02	0.6500g	7471B/Hg				100.00mL		1.0000 mL/217722	

Spiking Solutions

Name: Mercury LCSW Metals Hg Inventory ID 217722 Logbook Ref: 217722 Expires On: 06/17/2021

Preparation Materials

1:1 HCl Metals Grade	217545 (217545)	1:1 Nitric Acid Metals Grade	217546 (217546)	Hot Block Cups	125mL Lot 386679-4595 (216860)
Hydroxylamine HCL Solution	214838 (214838)	Potassium Permanganate 5% Soln, KMnO4	216990 (216990)	Thermometer	377 (182584)

Preparation Steps

Step: Digestion
Started: 6/16/21 13:23
Finished: 6/16/21 17:45
By: KMCLAEN
Comments

Comments:

Reviewed By: [signature] Date: 6/18/21

Chain of Custody

Relinquished By: Kelly McLaren Date: 6/18/21
Received By: RACI Date: 6/18/21

Extracts Examined
Yes No

MERCURY CCV / LCSW / MS STANDARDS

Standard	ALS Lot #	Conc. (ppm)	Vol. (mls)	Final Vol. (mls)	Final Conc. (ppm)	Matrix	Analyst/ Date	Letter ID	Nitric Acid Lot #	Expiration Date	Pipet ID
Hg CCV Stk A	2109600	1000	1.00	100	10	0.5%HNO3	KSM 6/16/21	A	216522	6/23/21	M36

(PREPARED DAILY)

Standard	ALS Lot #	Conc. (ppm)	Vol. (mls)	Final Vol. (mls)	Final Conc. (ppm)	Matrix	Analyst/ Date	Letter ID	Nitric Acid Lot #	Pipet ID
Hg CCV StkB	Hg CCV Stk A	10.0	1.00	100	0.100	0.5%HNO3	6/16/21 KSM	B	216522	M36
							6/17/21 KSM	C	216522	M36
								D		
								E		
								F		
								G		
								H		

(PREPARED AND DIGESTED DAILY WITH SAMPLE PREP RUNS)

CCV Standard (ppb)	ALS Lot #	Conc. (ppm)	Vol. (mL) Soil	Vol. (mL) Water	Final Vol. (mls)	Final Conc. (ppb)	Water/ Soil	Analyst/ Date	Letter ID	Pipet ID
CCV	Hg CCV Stk B	0.100	3.00	0.75	Soils- Final vol. 100mL after digest. Water – Final Vol of 25 mL before digest.	3.00	S	KSM 6/16/21	I	M36
LCS / MS			1.00	0.25		1.00	W	KSM 6/17/21	J	M36
									K	
									L	
									M	
									N	
									O	

MERCURY CALIBRATION / CRDL STANDARDS

Standard	ALS Lot #	Conc. (ppm)	Vol. (mls)	Final Vol. (mls)	Final Conc. (ppm)	Matrix	Analyst/ Date	Letter ID	Nitric Acid Lot #	Expiration Date	Pipet ID
Hg Cal Stk A	209518	1000	1.00	100	10	0.5%HNO3	KSM 6/16/21	A	216522	6/23/21	M36

(PREPARED DAILY)

Standard	ALS Lot #	Conc. (ppm)	Vol. (mls)	Final Vol. (mls)	Final Conc. (ppm)	Matrix	Analyst/ Date	Letter ID	Nitric Acid Lot #	Pipet ID
Hg Cal StkB	Hg Cal Stk A	10.0	1.00	100	0.100	0.5%HNO3	KSM 6/16/21	B	216522	M36
							KSM 6/17/21	C	216522	M36
								D		
								E		
								F		
								G		
								H		

(PREPARED AND DIGESTED DAILY WITH SAMPLE PREP RUNS)

CAL Standard (ppb)	ALS Lot #	Conc. (ppm)	Vol. (mL) Soil	Vol. (mL) Water	Final Vol. (mls)	Final Conc. (ppb)	Water/ Soil	Analyst/ Date	Letter ID	Pipet ID
0.200	Hg Cal Stk B	0.100	0.200	0.05	Soils- Dilute to 10mL w/ DI. Final vol. 100mL after digest. Water – dilute to Final Vol of 25 mL with DI before digest.	0.200	S	KSM 6/16/21	I	M36
0.500			0.500	0.125		0.500	W	KSM 6/17/21	J	M31, M36
1.00			1.00	0.25		1.00			K	
2.00			2.00	0.5		2.00			L	
5.00			5.00	1.25		5.00			M	
10.0			10.0	2.5		10.0			N	
CRA			0.200	0.05		0.200			O	

Sample Dilutions

Analyst: KSM
Instrument: FIMS II

Date 6/17/21
Analysis 7471B

Common Dilutions

Dilution	Matrix of Diluent	1st Dilution			2nd Dilution			3rd Dilution			4th Dilution			5th Dilution		
		mL's of Sample	mL's of Diluent	Dilution Factor	mL's of Sample	mL's of Diluent	Dilution Factor	mL's of Sample	mL's of Diluent	Dilution Factor	mL's of Sample	mL's of Diluent	Dilution Factor	mL's of Sample	mL's of Diluent	Dilution Factor
1/2	DI	4.5	4.5	1/2												
1/3	DI	3	6	1/3												
1/4	DI	2	6	1/4												
1/5	DI	2	8	1/5												
1/10	DI	1	9	1/10												
1/20	DI	3	3	1/2	1	9	1/20									
1/30	DI	3	6	1/3	1	9	1/30									
1/40	DI	1	3	1/4	1	9	1/40									
1/50	DI	1	4	1/5	1	9	1/50									
1/100	DI	1	9	1/10	1	9	1/100									
1/200	DI	3	3	1/2	1	9	1/20	1	9	1/200						
1/300	DI	3	6	1/3	1	9	1/30	1	9	1/300						
1/400	DI	1	3	1/4	1	9	1/40	1	9	1/400						
1/500	DI	1	4	1/5	1	9	1/50	1	9	1/500						
1/1000	DI	1	9	1/10	1	9	1/100	1	9	1/1000						
1/2000	DI	3	3	1/2	1	9	1/20	1	9	1/200	1	9	1/2000			
1/3000	DI	3	6	1/3	1	9	1/30	1	9	1/300	1	9	1/3000			
1/4000	DI	1	3	1/4	1	9	1/40	1	9	1/400	1	9	1/4000			
1/10000	DI	1	9	1/10	1	9	1/100	1	9	1/1000	1	9	1/10000			
1/20000	DI	1	1	1/2	1	9	1/20	1	9	1/200	1	9	1/2000	1	9	1/20000
1/40000	DI	1	3	1/4	1	9	1/40	1	9	1/400	1	9	1/4000	1	9	1/40000
1/100000	DI	1	9	1/10	1	9	1/100	1	9	1/1000	1	9	1/10000	1	9	1/100000

Special Dilutions

Dilution	Matrix of Diluent	1st Dilution			2nd Dilution			3rd Dilution			4th Dilution			5th Dilution		
		mL's of Sample	mL's of Diluent	Dilution Factor	mL's of Sample	mL's of Diluent	Dilution Factor	mL's of Sample	mL's of Diluent	Dilution Factor	mL's of Sample	mL's of Diluent	Dilution Factor	mL's of Sample	mL's of Diluent	Dilution Factor

C:\Users\kelly.mclaen\Downloads\Sample Dilution Sheets R2 (4)Final Vol. 8-10mL (IC#3,10) 9/18/15

Analytical Results Summary

Instrument Name: R-CVAA-02 **Analyst:** KMCLAEN **Analysis Lot:** 727870 **Method/Testcode:** 7471B/Hg

Lab Code	Target Analytes	QC	Parent Sample	Matrix	Raw Result	Sample Amt.	Final Result	Dil	MDL	PQL	% Rec	% RSD	Date Analyzed	QC?	Tier
RQ2106874-01	Mercury, Total	MB		Soil	0.00 µg/L	0.6 g	0.033 mg/Kg U	1	0.013	0.033			6/17/21 13:27	N	IV
RQ2106874-02	Mercury, Total	LCS		Soil	1.02 µg/L	0.6 g	0.169 mg/Kg	1	0.013	0.033	102		6/17/21 13:29	N	IV
R2105582-001	Mercury, Total	N/A		Soil	0.08 µg/L	0.6200 g	0.036 mg/Kg U	1	0.015	0.036			6/17/21 13:32	N	IV
R2105582-002	Mercury, Total	N/A		Soil	0.33 µg/L	0.6 g	0.067 mg/Kg	1	0.016	0.040			6/17/21 13:34	N	IV
R2105582-003	Mercury, Total	N/A		Soil	0.09 µg/L	0.6500 g	0.016 mg/Kg J	1	0.015	0.036			6/17/21 13:37	N	IV
R2105582-004	Mercury, Total	N/A		Soil	0.04 µg/L	0.6100 g	0.037 mg/Kg U	1	0.015	0.037			6/17/21 13:39	N	IV
R2105686-004	Mercury, Total	N/A		Sediment	0.03 µg/L	0.6 g	0.056 mg/Kg U	1	0.022	0.056			6/17/21 13:42	N	II
R2105729-001	Mercury, Total	N/A		Soil	0.86 µg/L	0.6500 g	0.46 mg/Kg	1	0.05	0.11			6/17/21 13:45	N	II
R2105731-001	Mercury, Total	N/A		Soil	0.39 µg/L	0.6100 g	0.23 mg/Kg	1	0.05	0.12			6/17/21 13:47	N	II
R2105815-001	Mercury, Total	N/A		Soil	0.41 µg/L	0.6500 g	0.111 mg/Kg	1	0.022	0.054			6/17/21 13:50	N	IV
R2105887-001	Mercury, Total	N/A		Soil	0.05 µg/L	0.6 g	0.033 mg/Kg # U	1	0.013	0.033			6/17/21 13:57	N	IV
R2105887-005	Mercury, Total	N/A		Soil	0.06 µg/L	0.6400 g	0.031 mg/Kg # U	1	0.013	0.031			6/17/21 14:00	N	IV
R2105887-008	Mercury, Total	N/A		Soil	0.10 µg/L	0.6500 g	0.016 mg/Kg # J	1	0.013	0.030			6/17/21 14:05	N	IV
R2105887-010	Mercury, Total	N/A		Soil	0.18 µg/L	0.6 g	0.030 mg/Kg # J	1	0.013	0.033			6/17/21 14:08	N	IV
R2105887-014	Mercury, Total	N/A		Soil	0.09 µg/L	0.6400 g	0.014 mg/Kg # J	1	0.013	0.031			6/17/21 14:10	N	IV
R2105887-016	Mercury, Total	N/A		Soil	0.14 µg/L	0.6100 g	0.023 mg/Kg # J	1	0.013	0.032			6/17/21 14:13	N	IV
R2105887-019	Mercury, Total	N/A		Soil	0.96 µg/L	0.6100 g	0.157 mg/Kg #	1	0.013	0.032			6/17/21 14:15	Y	IV
RQ2106874-03	Mercury, Total	MS	R2105887-019	Soil	1.90 µg/L	0.6 g	0.317 mg/Kg #	1	0.013	0.033	96		6/17/21 14:18	N	IV
RQ2106874-04	Mercury, Total	DMS	R2105887-019	Soil	1.81 µg/L	0.6100 g	0.296 mg/Kg #	1	0.013	0.032	85	7	6/17/21 14:26	N	IV
R2105887-006	Mercury, Total	N/A		Soil	3.43 µg/L	0.6 g	1.72 mg/Kg #	3	0.039	0.099			6/17/21 15:08	N	IV

! indicates Final Result is not yet adjusted for Solids because it has not yet been determined.

Analytical Results Summary

Instrument Name: R-CVAA-02 **Analyst:** KMCLAEN **Analysis Lot:** 727871 **Method/Testcode:** 7471B/Hg

Lab Code	Target Analytes	QC	Parent Sample	Matrix	Raw Result	Sample Amt.	Final Result	Dil	MDL	PQL	% Rec	% RSD	Date Analyzed	QC?	Tier
RQ2106873-01	Mercury, Total	MB		NonAq Liquid	0.00 µg/L	0.6000 g	0.033 mg/Kg U	1	0.013	0.033			6/17/21 14:36	N	II
RQ2106873-02	Mercury, Total	LCS		NonAq Liquid	1.01 µg/L	0.6000 g	0.168 mg/Kg	1	0.013	0.033	101		6/17/21 14:39	N	II
R2105651-001	Mercury, Total	N/A		NonAq Liquid	0.00 µg/L	0.2100 g	0.094 mg/Kg U	1	0.038	0.094			6/17/21 14:41	N	II
R2105651-002	Mercury, Total	N/A		NonAq Liquid	0.01 µg/L	0.2500 g	0.079 mg/Kg U	1	0.032	0.079			6/17/21 14:44	N	II
R2105651-003	Mercury, Total	N/A		NonAq Liquid	0.00 µg/L	0.2200 g	0.090 mg/Kg U	1	0.036	0.090			6/17/21 14:46	N	II
R2105718-001	Mercury, Total	N/A		NonAq Liquid	0.04 µg/L	0.6500 g	0.030 mg/Kg U	1	0.013	0.030			6/17/21 14:49	N	II
RQ2106873-03	Mercury, Total	MS	R2105718-001	NonAq Liquid	0.98 µg/L	0.6100 g	0.161 mg/Kg	1	0.013	0.032	98		6/17/21 14:52	N	II
RQ2106873-04	Mercury, Total	DMS	R2105718-001	NonAq Liquid	1.00 µg/L	0.6500 g	0.153 mg/Kg	1	0.013	0.030	100	5	6/17/21 14:54	N	II

# indicates Final Result is not yet adjusted for Solids because it has not yet been determined.

Metals Cover Page

Analyst: NM **Date:** 6/17/21 **Instrument:** ICP6

Data File: 6jun17A **Reviewed By:** CK 6/18/21 **Entered By:** CK 6/18/21

Starlims Run #	Analytes Used	Batch ID	Method	Failed Analytes	Repeats
727931	FePbNa	381318	6010C		
	SePb	381319	6010C		
727932	AS	381380	6010C		
	AS	381321	6010C		
	Se	381323	6010C		
727934	Tal+B	381438	6010C		R2105862-003 Na
727935	Tal+BMoSnSr	381440	6010C		R2105892-002 Mn
					↓ -004 Na
727936	Tal+BSn	381439	6010C		R2105863-001 KNa
					↓ -003 BKNa
					↓ -005 KNa

ICP-6 Run Log

Serial number: MY15340001

Analyst: NM Date: 6/17/21 Data File: 6JUN17A

	Prep Date	Lot #		Prep Date	Lot #
MRL	6/2/21	M8160096B	Cal Std 1	4/15/21	M8160009
ICSA	5/12/21	M8160110A	Cal Std 2	6/9/21	M8160024B
ICSAB	5/27/21	M8160116K	Cal Std 5/ HLCCV1	6/2/21	M8160035B
Int. Std	6/17/21	M8160126V	ICV/CCV	6/17/21	M8160057F
HLCCV3	6/4/21	M8160133J	HLCCV2	5/28/21	M8160075A

(Cal Std 4 is a 1/5 and Cal Std 3 is a 1/100 dilution of Cal Std 5)

Blank Prep - Daily	NHO3	HCl	Pipet Used	DOD Pipet Verification	IEC Date
Lot	216522	215488	M37, M35	-	-

1:1	PBW-381318	S1:6	Continuing Calibration Verification	S1:6	Continuing Calibration Verification
1:2	LCSW-381318	S1:7	Continuing Calibration Blank	S1:7	Continuing Calibration Blank
1:3	R2105843-003 10X	3:49	PBS-381380	S1:3	Contract Required Detection Limit
1:4	R2105843-008 10X	3:50	LCSS-381380	S1:4	Interference Check Solution A
1:5	R2105843-009 10X	3:51	R2105731-001	S1:5	Interference Check Solution AB
1:6	R2105843-009L 10X	3:52	R2105887-005	S1:8	Continuing Calibration Verification1
1:7	R2105843-015	3:53	R2105887-005L	S1:9	Continuing Calibration Blank1
1:8	PBW-381319	1:29	PBW-381321	1:57	PBW-381438
1:9	LCSW-381319	1:30	LCSW-381321	1:58	LCSW-381438
1:10	R2105684-002	1:31	R2105670-003	1:59	R2105781-001
S1:6	Continuing Calibration Verification	1:32	R2105670-003L	1:60	R2105781-002
S1:7	Continuing Calibration Blank	S1:6	CCV	2:1	R2105781-003
1:11	R2105684-003	S1:7	CCB	2:2	R2105781-004
1:12	R2105684-004	1:33	PBW-381323	2:3	R2105781-005
1:13	R2105684-005	1:34	LCSW-381323	2:4	R2105781-006
1:14	R2105684-006	1:35	R2105685-002	2:5	R2105781-007
1:15	R2105684-007	1:36	R2105685-003	2:6	R2105781-008
1:16	R2105684-008	1:37	R2105685-003S	S1:8	Continuing Calibration Verification1
1:17	R2105684-009	1:38	R2105685-003SD	S1:9	Continuing Calibration Blank1
1:18	R2105684-010	S1:6	Continuing Calibration Verification	2:7	R2105781-009
1:19	R2105684-010L	S1:7	Continuing Calibration Blank	2:8	R2105781-010
1:20	R2105814-002	1:39	R2105685-003A	2:9	R2105781-011
S1:6	Continuing Calibration Verification	1:40	R2105685-003L	2:10	R2105781-012
S1:7	Continuing Calibration Blank	1:41	R2105685-004	2:11	R2105781-013
1:21	R2105814-003	1:42	R2105685-005	2:12	R2105781-014
1:22	R2105814-004	1:43	R2105685-006	2:13	R2105781-014S
1:23	R2105814-005	1:44	R2105685-007	2:14	R2105781-014SD
1:24	R2105814-006	1:45	R2105685-008	2:15	R2105781-014A
1:25	R2105814-007	1:46	R2105685-009	2:16	R2105781-014L
1:26	R2105814-008	1:47	R2105685-010	S1:8	Continuing Calibration Verification1
1:27	R2105814-009	1:48	R2105685-011	S1:9	Continuing Calibration Blank1
1:28	R2105814-009L	S1:6	Continuing Calibration Verification	2:17	R2105781-015
S1:6	Continuing Calibration Verification	S1:7	Continuing Calibration Blank	2:18	R2105781-016
S1:7	Continuing Calibration Blank	1:49	R2105685-012	2:19	R2105854-001
S1:3	Contract Required Detection Limit	1:50	R2105685-013	2:20	R2105862-001
S1:4	Interference Check Solution A	1:51	R2105685-014	2:21	R2105862-002
S1:5	Interference Check Solution AB	1:52	R2105685-015	2:22	R2105862-003
S1:21	HLCCV2	1:53	R2105685-016	2:23	R2105862-003L
S1:22	HLCCV3	1:54	R2105685-017	2:24	R2105854-001 10X
S1:18	HLCCV1	1:55	R2105717-003		
		1:56	R2105717-003L		

NM 6/17/21

ICP-6 Run Log

Serial number: MY15340001

Analyst: NM Date: 6/17/21 Data File: 6JUN17A

	Prep Date	Lot #		Prep Date	Lot #
MRL			Cal Std 1		
ICSA	See Previous Page		Cal Std 2	NM 6/17/21	
ICSAB			Cal Std 5/ HLCCV1		
Int. Std			ICV/CCV		
HLCCV3			HLCCV2		

(Cal Std 4 is a 1/5 and Cal Std 3 is a 1/100 dilution of Cal Std 5)

Blank Prep - Daily	NHO3		Pipet Used	DOD Pipet Verification	IEC Date

Lot					
S1:8	Continuing Calibration Verification1	S1:8	Continuing Calibration Verification1	3:9	R2105861-011
S1:9	Continuing Calibration Blank1	S1:9	Continuing Calibration Blank1	3:10	R2105861-012
S1:3	Contract Required Detection Limit	S1:3	Contract Required Detection Limit	3:11	R2105861-013
S1:4	Interference Check Solution A	S1:3	Interference Check Solution A	3:12	R2105861-014
S1:5	Interference Check Solution AB	S1:5	Interference Check Solution AB	S1:10	Continuing Calibration Verification2
S1:8	Continuing Calibration Verification1	S1:10	Continuing Calibration Verification2	S1:11	Continuing Calibration Blank2
S1:9	Continuing Calibration Blank1	S1:11	Continuing Calibration Blank2	3:13	R2105861-015
2:25	PBW-381440	2:53	PBW-381439	3:14	R2105863-001
2:26	FBLK-381440	2:54	LCSW-381439	3:15	R2105863-003
2:27	LCSW-381440	2:55	R2105861-001	3:16	R2105863-005
2:28	R2105710-001	2:56	R2105861-002	3:17	~~R2105863-005L~~ R2105875-001 200X
2:29	R2105710-002	2:57	R2105861-002S	3:18	R2105875-001 200X R2105875-002 100X
2:30	R2105710-004	2:58	R2105861-002SD	3:19	R2105875-002 100X R2105875-002L 100X
2:31	R2105710-005	2:59	R2105861-002A	3:20	~~R2105875-002L 100X~~ empty
2:32	R2105710-006	2:60	R2105861-002L	S1:10	Continuing Calibration Verification2
2:33	R2105710-007	3:1	R2105861-003	S1:11	Continuing Calibration Blank2
2:34	R2105710-007L	3:2	R2105861-004	S1:3	Contract Required Detection Limit
S1:8	Continuing Calibration Verification1	S1:10	Continuing Calibration Verification2	S1:4	Interference Check Solution A
S1:9	Continuing Calibration Blank1	S1:11	Continuing Calibration Blank2	S1:5	Interference Check Solution AB
2:35	R2105892-002	3:3	R2105861-005	S1:10	Continuing Calibration Verification2
2:36	R2105892-003	3:4	R2105861-006	S1:11	Continuing Calibration Blank2
2:37	R2105892-004	3:5	R2105861-007		
2:38	R2105892-005	3:6	R2105861-008		
2:39	R2105892-005L	3:7	R2105861-009		
2:40	R2105898-001	3:8	R2105861-010		
2:41	R2105898-006				
2:42	R2105898-007				
2:43	R2105917-002				
2:44	R2105940-001				
S1:8	Continuing Calibration Verification1				
S1:9	Continuing Calibration Blank1				
2:45	R2105940-002				
2:46	R2105940-003				
2:47	R2105940-004				
2:48	R2105940-005				
2:49	R2105940-005S				
2:50	R2105940-005SD				
2:51	R2105940-005A				
2:52	R2105940-005L				

NM 6/17/21 2/2

Agilent Technologies

Path: C:\Agilent\ICP Expert\My Results\2021\6JUN17A.esws
Date created: 6/17/2021 11:25:26 AM
Instrument used: MY15340001
Software Version : 7.4.1.10449 Firmware Version : 3585
Notes:

analyst: NM 6/17/21 (CK 6/18/21)

Detailed Results

Date Time	Label	Element Label (nm)	%RSD	Unadjusted Conc	Intensity
6/17/2021 15:02:51	Blank	Ag (328.068 nm)	N/A	0.0000 (ppm)	-121.6956
6/17/2021 15:02:51	Blank	Al (237.312 nm)	N/A	0.0000 (ppm)	-3.9990
6/17/2021 15:02:51	Blank	As (188.980 nm)	N/A	0.0000 (ppm)	1.2775
6/17/2021 15:02:51	Blank	B (249.772 nm)	N/A	0.0000 (ppm)	154.2502
6/17/2021 15:02:51	Blank	Ba (230.424 nm)	N/A	0.0000 (ppm)	3.4580
6/17/2021 15:02:51	Blank	Be (313.107 nm)	N/A	0.0000 (ppm)	-576.8933
6/17/2021 15:02:51	Blank	Ca (317.933 nm)	N/A	0.0000 (ppm)	2461.7981
6/17/2021 15:02:51	Blank	Cd (214.439 nm)	N/A	0.0000 (ppm)	13.0048
6/17/2021 15:02:51	Blank	Co (230.786 nm)	N/A	0.0000 (ppm)	8.8050
6/17/2021 15:02:51	Blank	Cr (267.716 nm)	N/A	0.0000 (ppm)	64.1086
6/17/2021 15:02:51	Blank	Cu (327.395 nm)	N/A	0.0000 (ppm)	20.3394
6/17/2021 15:02:51	Blank	Fe (234.350 nm)	N/A	0.0000 (ppm)	44.9040
6/17/2021 15:02:51	Blank	K (766.491 nm)	N/A	0.0000 (ppm)	109.7471
6/17/2021 15:02:51	Blank	Mg (279.078 nm)	N/A	0.0000 (ppm)	-0.9777
6/17/2021 15:02:51	Blank	Mn (257.610 nm)	N/A	0.0000 (ppm)	63.8624
6/17/2021 15:02:51	Blank	Mo (202.032 nm)	N/A	0.0000 (ppm)	6.0584
6/17/2021 15:02:51	Blank	Na (588.995 nm)	N/A	0.0000 (ppm)	-13786.2716
6/17/2021 15:02:51	Blank	Ni (230.299 nm)	N/A	0.0000 (ppm)	-21.8708
6/17/2021 15:02:51	Blank	Pb (220.353 nm)	N/A	0.0000 (ppm)	2.2335
6/17/2021 15:02:51	Blank	Sb (217.582 nm)	N/A	0.0000 (ppm)	6.3126
6/17/2021 15:02:51	Blank	Se (196.026 nm)	N/A	0.0000 (ppm)	0.0545
6/17/2021 15:02:51	Blank	Sn (189.925 nm)	N/A	0.0000 (ppm)	-1.1777
6/17/2021 15:02:51	Blank	Sr (216.596 nm)	N/A	0.0000 (ppm)	0.6205
6/17/2021 15:02:51	Blank	Ti (336.122 nm)	N/A	0.0000 (ppm)	-1062.4083
6/17/2021 15:02:51	Blank	Tl (351.923 nm)	N/A	0.0000 (ppm)	8.9613
6/17/2021 15:02:51	Blank	V (292.401 nm)	N/A	0.0000 (ppm)	44.9619
6/17/2021 15:02:51	Blank	Y (360.074 nm)	0.00	1.00 (Ratio)	668282.83
6/17/2021 15:02:51	Blank	Y_R (360.074 nm)	0.00	1.00 (Ratio)	668282.83
6/17/2021 15:02:51	Blank	Zn (213.857 nm)	N/A	0.0000 (ppm)	-27.1397
6/17/2021 15:06:07	Standard 1	Ag (328.068 nm)	N/A		-131.9512
6/17/2021 15:06:07	Standard 1	Al (237.312 nm)	N/A		33.4278
6/17/2021 15:06:07	Standard 1	As (188.980 nm)	N/A	0.0050 (ppm)	1.9191
6/17/2021 15:06:07	Standard 1	B (249.772 nm)	N/A		147.6243
6/17/2021 15:06:07	Standard 1	Ba (230.424 nm)	N/A	0.0200 (ppm)	768.0504
6/17/2021 15:06:07	Standard 1	Be (313.107 nm)	N/A		-577.1217
6/17/2021 15:06:07	Standard 1	Ca (317.933 nm)	N/A		21972.4367
6/17/2021 15:06:07	Standard 1	Cd (214.439 nm)	N/A	0.0010 (ppm)	33.3627
6/17/2021 15:06:07	Standard 1	Co (230.786 nm)	N/A	0.0030 (ppm)	43.0276
6/17/2021 15:06:07	Standard 1	Cr (267.716 nm)	N/A	0.0050 (ppm)	196.9992
6/17/2021 15:06:07	Standard 1	Cu (327.395 nm)	N/A	0.0100 (ppm)	599.4801

Date Time	Label	Element Label (nm)	%RSD	Unadjusted Conc	Intensity
6/17/2021 15:06:07	Standard 1	Fe (234.350 nm)	N/A		50.6380
6/17/2021 15:06:07	Standard 1	K (766.491 nm)	N/A		6096.1725
6/17/2021 15:06:07	Standard 1	Mg (279.078 nm)	N/A		1092.5949
6/17/2021 15:06:07	Standard 1	Mn (257.610 nm)	N/A	0.0100 (ppm)	2894.2437
6/17/2021 15:06:07	Standard 1	Mo (202.032 nm)	N/A	0.0250 (ppm)	106.2806
6/17/2021 15:06:07	Standard 1	Na (588.995 nm)	N/A		6059.8183
6/17/2021 15:06:07	Standard 1	Ni (230.299 nm)	N/A		-26.3815
6/17/2021 15:06:07	Standard 1	Pb (220.353 nm)	N/A	0.0050 (ppm)	11.7156
6/17/2021 15:06:07	Standard 1	Sb (217.582 nm)	N/A	0.0100 (ppm)	15.7338
6/17/2021 15:06:07	Standard 1	Se (196.026 nm)	N/A		1.5879
6/17/2021 15:06:07	Standard 1	Sn (189.925 nm)	N/A		-0.5828
6/17/2021 15:06:07	Standard 1	Sr (216.596 nm)	N/A		1.4162
6/17/2021 15:06:07	Standard 1	Ti (336.122 nm)	N/A		-1133.3921
6/17/2021 15:06:07	Standard 1	Tl (351.923 nm)	N/A	0.0100 (ppm)	26.1795
6/17/2021 15:06:07	Standard 1	V (292.401 nm)	N/A	0.0030 (ppm)	134.1821
6/17/2021 15:06:07	Standard 1	Y (360.074 nm)	0.32	1.00 (Ratio)	665941.29
6/17/2021 15:06:07	Standard 1	Y_R (360.074 nm)	0.32	1.00 (Ratio)	665941.29
6/17/2021 15:06:07	Standard 1	Zn (213.857 nm)	N/A	0.0100 (ppm)	325.9151
6/17/2021 15:09:22	Standard 2	Ag (328.068 nm)	N/A		-126.8463
6/17/2021 15:09:22	Standard 2	Al (237.312 nm)	N/A	0.1000 (ppm)	174.3960
6/17/2021 15:09:22	Standard 2	As (188.980 nm)	N/A	0.0100 (ppm)	7.1774
6/17/2021 15:09:22	Standard 2	B (249.772 nm)	N/A	0.2000 (ppm)	9396.0347
6/17/2021 15:09:22	Standard 2	Ba (230.424 nm)	N/A		6.2538
6/17/2021 15:09:22	Standard 2	Be (313.107 nm)	N/A	0.0030 (ppm)	3745.2062
6/17/2021 15:09:22	Standard 2	Ca (317.933 nm)	N/A	1.0000 (ppm)	43857.3780
6/17/2021 15:09:22	Standard 2	Cd (214.439 nm)	N/A	0.0050 (ppm)	112.4291
6/17/2021 15:09:22	Standard 2	Co (230.786 nm)	N/A		4.0927
6/17/2021 15:09:22	Standard 2	Cr (267.716 nm)	N/A		107.6122
6/17/2021 15:09:22	Standard 2	Cu (327.395 nm)	N/A	0.0200 (ppm)	1180.9561
6/17/2021 15:09:22	Standard 2	Fe (234.350 nm)	N/A		97.6816
6/17/2021 15:09:22	Standard 2	K (766.491 nm)	N/A	2.0000 (ppm)	6031.1033
6/17/2021 15:09:22	Standard 2	Mg (279.078 nm)	N/A	1.0000 (ppm)	2165.8000
6/17/2021 15:09:22	Standard 2	Mn (257.610 nm)	N/A		99.9417
6/17/2021 15:09:22	Standard 2	Mo (202.032 nm)	N/A		2.7846
6/17/2021 15:09:22	Standard 2	Na (588.995 nm)	N/A	1.0000 (ppm)	26040.6077
6/17/2021 15:09:22	Standard 2	Ni (230.299 nm)	N/A		-14.2946
6/17/2021 15:09:22	Standard 2	Pb (220.353 nm)	N/A	0.0500 (ppm)	115.8170
6/17/2021 15:09:22	Standard 2	Sb (217.582 nm)	N/A	0.0600 (ppm)	72.1383
6/17/2021 15:09:22	Standard 2	Se (196.026 nm)	N/A	0.0100 (ppm)	7.2113
6/17/2021 15:09:22	Standard 2	Sn (189.925 nm)	N/A	0.5000 (ppm)	313.6572
6/17/2021 15:09:22	Standard 2	Sr (216.596 nm)	N/A		0.7297
6/17/2021 15:09:22	Standard 2	Ti (336.122 nm)	N/A		-1153.0153
6/17/2021 15:09:22	Standard 2	Tl (351.923 nm)	N/A		-0.6223
6/17/2021 15:09:22	Standard 2	V (292.401 nm)	N/A		44.4916
6/17/2021 15:09:22	Standard 2	Y (360.074 nm)	0.60	1.00 (Ratio)	670368.49
6/17/2021 15:09:22	Standard 2	Y_R (360.074 nm)	0.60	1.00 (Ratio)	670368.49
6/17/2021 15:09:22	Standard 2	Zn (213.857 nm)	N/A		9.1753
6/17/2021 15:12:39	Standard 3	Ag (328.068 nm)	N/A	0.0100 (ppm)	563.5780
6/17/2021 15:12:39	Standard 3	Al (237.312 nm)	N/A		351.0994
6/17/2021 15:12:39	Standard 3	As (188.980 nm)	N/A		14.8383
6/17/2021 15:12:39	Standard 3	B (249.772 nm)	N/A		2382.3374

Date Time	Label	Element Label (nm)	%RSD	Unadjusted Conc	Intensity
6/17/2021 15:12:39	Standard 3	Ba (230.424 nm)	N/A		7565.3654
6/17/2021 15:12:39	Standard 3	Be (313.107 nm)	N/A	0.0050 (ppm)	6536.6716
6/17/2021 15:12:39	Standard 3	Ca (317.933 nm)	N/A	0.5000 (ppm)	21912.5034
6/17/2021 15:12:39	Standard 3	Cd (214.439 nm)	N/A		217.7011
6/17/2021 15:12:39	Standard 3	Co (230.786 nm)	N/A	0.0500 (ppm)	605.0987
6/17/2021 15:12:39	Standard 3	Cr (267.716 nm)	N/A	0.0100 (ppm)	401.7858
6/17/2021 15:12:39	Standard 3	Cu (327.395 nm)	N/A		1372.5229
6/17/2021 15:12:39	Standard 3	Fe (234.350 nm)	N/A	0.1000 (ppm)	909.6858
6/17/2021 15:12:39	Standard 3	K (766.491 nm)	N/A	0.5000 (ppm)	1523.0111
6/17/2021 15:12:39	Standard 3	Mg (279.078 nm)	N/A	0.5000 (ppm)	1074.3383
6/17/2021 15:12:39	Standard 3	Mn (257.610 nm)	N/A		4205.7654
6/17/2021 15:12:39	Standard 3	Mo (202.032 nm)	N/A		200.3914
6/17/2021 15:12:39	Standard 3	Na (588.995 nm)	N/A	0.5000 (ppm)	5942.4405
6/17/2021 15:12:39	Standard 3	Ni (230.299 nm)	N/A	0.0400 (ppm)	384.3784
6/17/2021 15:12:39	Standard 3	Pb (220.353 nm)	N/A		26.0961
6/17/2021 15:12:39	Standard 3	Sb (217.582 nm)	N/A		113.0581
6/17/2021 15:12:39	Standard 3	Se (196.026 nm)	N/A		7.7586
6/17/2021 15:12:39	Standard 3	Sn (189.925 nm)	N/A		63.0256
6/17/2021 15:12:39	Standard 3	Sr (216.596 nm)	N/A	0.0500 (ppm)	414.2967
6/17/2021 15:12:39	Standard 3	Ti (336.122 nm)	N/A	0.0500 (ppm)	8866.7944
6/17/2021 15:12:39	Standard 3	Tl (351.923 nm)	N/A	0.0200 (ppm)	49.1917
6/17/2021 15:12:39	Standard 3	V (292.401 nm)	N/A	0.0500 (ppm)	1526.5593
6/17/2021 15:12:39	Standard 3	Y (360.074 nm)	0.29	1.01 (Ratio)	673800.73
6/17/2021 15:12:39	Standard 3	Y_R (360.074 nm)	0.29	1.01 (Ratio)	673800.73
6/17/2021 15:12:39	Standard 3	Zn (213.857 nm)	N/A	0.0200 (ppm)	666.5929
6/17/2021 15:15:55	Standard 4	Ag (328.068 nm)	N/A	0.2000 (ppm)	14229.5046
6/17/2021 15:15:55	Standard 4	Al (237.312 nm)	N/A	4.0000 (ppm)	7174.5411
6/17/2021 15:15:55	Standard 4	As (188.980 nm)	N/A	0.4000 (ppm)	324.3013
6/17/2021 15:15:55	Standard 4	B (249.772 nm)	N/A	1.0000 (ppm)	46460.5431
6/17/2021 15:15:55	Standard 4	Ba (230.424 nm)	N/A	4.0000 (ppm)	152118.5820
6/17/2021 15:15:55	Standard 4	Be (313.107 nm)	N/A	0.1000 (ppm)	144412.1674
6/17/2021 15:15:55	Standard 4	Ca (317.933 nm)	N/A	10.0000 (ppm)	395420.7750
6/17/2021 15:15:55	Standard 4	Cd (214.439 nm)	N/A	0.2000 (ppm)	4086.1141
6/17/2021 15:15:55	Standard 4	Co (230.786 nm)	N/A	1.0000 (ppm)	12126.1301
6/17/2021 15:15:55	Standard 4	Cr (267.716 nm)	N/A	0.2000 (ppm)	7102.6491
6/17/2021 15:15:55	Standard 4	Cu (327.395 nm)	N/A	0.5000 (ppm)	28318.9776
6/17/2021 15:15:55	Standard 4	Fe (234.350 nm)	N/A	2.0000 (ppm)	17774.2078
6/17/2021 15:15:55	Standard 4	K (766.491 nm)	N/A	10.0000 (ppm)	30054.0054
6/17/2021 15:15:55	Standard 4	Mg (279.078 nm)	N/A	10.0000 (ppm)	22116.4862
6/17/2021 15:15:55	Standard 4	Mn (257.610 nm)	N/A	0.3000 (ppm)	82999.6936
6/17/2021 15:15:55	Standard 4	Mo (202.032 nm)	N/A	1.0000 (ppm)	4069.9957
6/17/2021 15:15:55	Standard 4	Na (588.995 nm)	N/A	10.0000 (ppm)	380651.7188
6/17/2021 15:15:55	Standard 4	Ni (230.299 nm)	N/A	0.8000 (ppm)	8161.8760
6/17/2021 15:15:55	Standard 4	Pb (220.353 nm)	N/A	0.2000 (ppm)	461.5814
6/17/2021 15:15:55	Standard 4	Sb (217.582 nm)	N/A	2.0000 (ppm)	2253.4567
6/17/2021 15:15:55	Standard 4	Se (196.026 nm)	N/A	0.2000 (ppm)	114.0311
6/17/2021 15:15:55	Standard 4	Sn (189.925 nm)	N/A	2.0000 (ppm)	1274.0984
6/17/2021 15:15:55	Standard 4	Sr (216.596 nm)	N/A	1.0000 (ppm)	8374.2111
6/17/2021 15:15:55	Standard 4	Ti (336.122 nm)	N/A	1.0000 (ppm)	201822.8635
6/17/2021 15:15:55	Standard 4	Tl (351.923 nm)	N/A	0.4000 (ppm)	930.0352
6/17/2021 15:15:55	Standard 4	V (292.401 nm)	N/A	1.0000 (ppm)	30073.0101

Date Time	Label	Element Label (nm)	%RSD	Unadjusted Conc	Intensity
6/17/2021 15:15:55	Standard 4	Y (360.074 nm)	0.12	1.00 (Ratio)	666258.09
6/17/2021 15:15:55	Standard 4	Y_R (360.074 nm)	0.12	1.00 (Ratio)	666258.09
6/17/2021 15:15:55	Standard 4	Zn (213.857 nm)	N/A	0.4000 (ppm)	14112.8185
6/17/2021 15:19:11	Standard 5	Ag (328.068 nm)	N/A	1.0000 (ppm)	73461.0360
6/17/2021 15:19:11	Standard 5	Al (237.312 nm)	N/A	20.0000 (ppm)	36307.5549
6/17/2021 15:19:11	Standard 5	As (188.980 nm)	N/A	2.0000 (ppm)	1617.8337
6/17/2021 15:19:11	Standard 5	B (249.772 nm)	N/A	5.0000 (ppm)	233227.2771
6/17/2021 15:19:11	Standard 5	Ba (230.424 nm)	N/A	20.0000 (ppm)	734255.8617
6/17/2021 15:19:11	Standard 5	Be (313.107 nm)	N/A	0.5000 (ppm)	714285.0287
6/17/2021 15:19:11	Standard 5	Ca (317.933 nm)	N/A	50.0000 (ppm)	1919492.9677
6/17/2021 15:19:11	Standard 5	Cd (214.439 nm)	N/A	1.0000 (ppm)	19771.8998
6/17/2021 15:19:11	Standard 5	Co (230.786 nm)	N/A	5.0000 (ppm)	59429.9383
6/17/2021 15:19:11	Standard 5	Cr (267.716 nm)	N/A	1.0000 (ppm)	34733.2350
6/17/2021 15:19:11	Standard 5	Cu (327.395 nm)	N/A	2.5000 (ppm)	147348.8173
6/17/2021 15:19:11	Standard 5	Fe (234.350 nm)	N/A	10.0000 (ppm)	86962.1065
6/17/2021 15:19:11	Standard 5	K (766.491 nm)	N/A	50.0000 (ppm)	153899.6817
6/17/2021 15:19:11	Standard 5	Mg (279.078 nm)	N/A	50.0000 (ppm)	112148.2487
6/17/2021 15:19:11	Standard 5	Mn (257.610 nm)	N/A	1.5000 (ppm)	404441.4920
6/17/2021 15:19:11	Standard 5	Mo (202.032 nm)	N/A	5.0000 (ppm)	20153.7932
6/17/2021 15:19:11	Standard 5	Na (588.995 nm)	N/A	50.0000 (ppm)	1934808.4280
6/17/2021 15:19:11	Standard 5	Ni (230.299 nm)	N/A	4.0000 (ppm)	40130.9693
6/17/2021 15:19:11	Standard 5	Pb (220.353 nm)	N/A	1.0000 (ppm)	2291.0768
6/17/2021 15:19:11	Standard 5	Sb (217.582 nm)	N/A	10.0000 (ppm)	11232.7295
6/17/2021 15:19:11	Standard 5	Se (196.026 nm)	N/A	1.0000 (ppm)	564.6480
6/17/2021 15:19:11	Standard 5	Sn (189.925 nm)	N/A	10.0000 (ppm)	6276.4588
6/17/2021 15:19:11	Standard 5	Sr (216.596 nm)	N/A	5.0000 (ppm)	41210.4229
6/17/2021 15:19:11	Standard 5	Ti (336.122 nm)	N/A	5.0000 (ppm)	1006036.6329
6/17/2021 15:19:11	Standard 5	Tl (351.923 nm)	N/A	2.0000 (ppm)	4965.3192
6/17/2021 15:19:11	Standard 5	V (292.401 nm)	N/A	5.0000 (ppm)	148854.3636
6/17/2021 15:19:11	Standard 5	Y (360.074 nm)	0.33	0.98 (Ratio)	658254.53
6/17/2021 15:19:11	Standard 5	Y_R (360.074 nm)	0.33	0.98 (Ratio)	658254.53
6/17/2021 15:19:11	Standard 5	Zn (213.857 nm)	N/A	2.0000 (ppm)	70073.6740
6/17/2021 15:22:57	Initial Calibration Verification	Ag (328.068 nm)	0.52	0.4883 (ppm)	35776.1891
6/17/2021 15:22:57	Initial Calibration Verification	Al (237.312 nm)	0.68	9.8831 (ppm)	17931.6283
6/17/2021 15:22:57	Initial Calibration Verification	As (188.980 nm)	0.12	0.9835 (ppm)	796.1591
6/17/2021 15:22:57	Initial Calibration Verification	B (249.772 nm)	0.55	2.5063 (ppm)	116951.5072
6/17/2021 15:22:57	Initial Calibration Verification	Ba (230.424 nm)	0.62	10.1631 (ppm)	373632.6279
6/17/2021 15:22:57	Initial Calibration Verification	Be (313.107 nm)	0.59	0.2493 (ppm)	356002.1199
6/17/2021 15:22:57	Initial Calibration Verification	Ca (317.933 nm)	0.69	25.1178 (ppm)	966446.7151
6/17/2021 15:22:57	Initial Calibration Verification	Cd (214.439 nm)	0.49	0.4945 (ppm)	9795.0035
6/17/2021 15:22:57	Initial Calibration Verification	Co (230.786 nm)	0.53	2.5058 (ppm)	29810.5993
6/17/2021 15:22:57	Initial Calibration Verification	Cr (267.716 nm)	0.58	0.5088 (ppm)	17712.5988
6/17/2021 15:22:57	Initial Calibration Verification	Cu (327.395 nm)	0.65	1.2253 (ppm)	72116.8724
6/17/2021 15:22:57	Initial Calibration Verification	Fe (234.350 nm)	0.53	5.0408 (ppm)	43891.5648
6/17/2021 15:22:57	Initial Calibration Verification	K (766.491 nm)	0.79	24.6643 (ppm)	75890.1551
6/17/2021 15:22:57	Initial Calibration Verification	Mg (279.078 nm)	0.54	24.8275 (ppm)	55656.0486
6/17/2021 15:22:57	Initial Calibration Verification	Mn (257.610 nm)	0.53	0.7502 (ppm)	202507.0028
6/17/2021 15:22:57	Initial Calibration Verification	Mo (202.032 nm)	0.62	2.5084 (ppm)	10116.9131
6/17/2021 15:22:57	Initial Calibration Verification	Na (588.995 nm)	0.66	24.8089 (ppm)	953521.2563
6/17/2021 15:22:57	Initial Calibration Verification	Ni (230.299 nm)	0.54	1.9848 (ppm)	19916.9692
6/17/2021 15:22:57	Initial Calibration Verification	Pb (220.353 nm)	0.43	0.5023 (ppm)	1152.0117

Date Time	Label	Element Label (nm)	%RSD	Unadjusted Conc	Intensity
6/17/2021 15:22:57	Initial Calibration Verification	Sb (217.582 nm)	0.58	4.9218 (ppm)	5531.8860
6/17/2021 15:22:57	Initial Calibration Verification	Se (196.026 nm)	1.19	0.4762 (ppm)	269.0142
6/17/2021 15:22:57	Initial Calibration Verification	Sn (189.925 nm)	0.61	4.9901 (ppm)	3133.3547
6/17/2021 15:22:57	Initial Calibration Verification	Sr (216.596 nm)	0.51	2.5251 (ppm)	20825.2661
6/17/2021 15:22:57	Initial Calibration Verification	Ti (336.122 nm)	0.48	2.5562 (ppm)	513957.0586
6/17/2021 15:22:57	Initial Calibration Verification	Tl (351.923 nm)	0.54	0.9765 (ppm)	2422.2835
6/17/2021 15:22:57	Initial Calibration Verification	V (292.401 nm)	0.60	2.5295 (ppm)	75352.2810
6/17/2021 15:22:57	Initial Calibration Verification	Y (360.074 nm)	0.68	1.00 (Ratio)	666842.30
6/17/2021 15:22:57	Initial Calibration Verification	Y_R (360.074 nm)	0.68	1.00 (Ratio)	666842.30
6/17/2021 15:22:57	Initial Calibration Verification	Zn (213.857 nm)	0.60	0.9805 (ppm)	34351.1185
6/17/2021 15:26:12	Initial Calibration Blank	Ag (328.068 nm)	80.02	-0.0002 u (ppm)	-138.0657
6/17/2021 15:26:12	Initial Calibration Blank	Al (237.312 nm)	46.24	0.0021 (ppm)	-0.2336
6/17/2021 15:26:12	Initial Calibration Blank	As (188.980 nm)	83.87	-0.0025 u (ppm)	-0.7481
6/17/2021 15:26:12	Initial Calibration Blank	B (249.772 nm)	23.32	0.0031 (ppm)	300.8903
6/17/2021 15:26:12	Initial Calibration Blank	Ba (230.424 nm)	54.49	0.0001 (ppm)	7.5449
6/17/2021 15:26:12	Initial Calibration Blank	Be (313.107 nm)	5.74	0.0000 (ppm)	-548.7242
6/17/2021 15:26:12	Initial Calibration Blank	Ca (317.933 nm)	0.95	0.0033 (ppm)	2586.6035
6/17/2021 15:26:12	Initial Calibration Blank	Cd (214.439 nm)	> 100.00	0.0001 (ppm)	14.0610
6/17/2021 15:26:12	Initial Calibration Blank	Co (230.786 nm)	> 100.00	0.0001 u (ppm)	9.4950
6/17/2021 15:26:12	Initial Calibration Blank	Cr (267.716 nm)	> 100.00	0.0000 u (ppm)	63.2056
6/17/2021 15:26:12	Initial Calibration Blank	Cu (327.395 nm)	> 100.00	-0.0001 u (ppm)	13.6359
6/17/2021 15:26:12	Initial Calibration Blank	Fe (234.350 nm)	26.46	0.0017 (ppm)	60.0118
6/17/2021 15:26:12	Initial Calibration Blank	K (766.491 nm)	14.49	0.0735 (ppm)	335.5982
6/17/2021 15:26:12	Initial Calibration Blank	Mg (279.078 nm)	> 100.00	-0.0009 u (ppm)	-2.9795
6/17/2021 15:26:12	Initial Calibration Blank	Mn (257.610 nm)	57.08	0.0000 (ppm)	65.1016
6/17/2021 15:26:12	Initial Calibration Blank	Mo (202.032 nm)	39.24	0.0017 (ppm)	12.8240
6/17/2021 15:26:12	Initial Calibration Blank	Na (588.995 nm)	15.57	0.0147 (ppm)	-13212.3474
6/17/2021 15:26:12	Initial Calibration Blank	Ni (230.299 nm)	38.03	0.0002 (ppm)	-19.7687
6/17/2021 15:26:12	Initial Calibration Blank	Pb (220.353 nm)	27.48	-0.0005 u (ppm)	1.1377
6/17/2021 15:26:12	Initial Calibration Blank	Sb (217.582 nm)	> 100.00	0.0010 u (ppm)	7.4507
6/17/2021 15:26:12	Initial Calibration Blank	Se (196.026 nm)	> 100.00	0.0010 u (ppm)	0.6443
6/17/2021 15:26:12	Initial Calibration Blank	Sn (189.925 nm)	65.92	0.0012 (ppm)	-0.4335
6/17/2021 15:26:12	Initial Calibration Blank	Sr (216.596 nm)	> 100.00	-0.0006 u (ppm)	-4.2521
6/17/2021 15:26:12	Initial Calibration Blank	Ti (336.122 nm)	13.15	0.0011 (ppm)	-833.8055
6/17/2021 15:26:12	Initial Calibration Blank	Tl (351.923 nm)	> 100.00	0.0043 (ppm)	19.5879
6/17/2021 15:26:12	Initial Calibration Blank	V (292.401 nm)	> 100.00	-0.0001 u (ppm)	40.8942
6/17/2021 15:26:12	Initial Calibration Blank	Y (360.074 nm)	0.23	1.01 (Ratio)	674347.47
6/17/2021 15:26:12	Initial Calibration Blank	Y_R (360.074 nm)	0.23	1.01 (Ratio)	674347.47
6/17/2021 15:26:12	Initial Calibration Blank	Zn (213.857 nm)	> 100.00	-0.0001 u (ppm)	-31.0808
6/17/2021 15:29:27	Contract Required Detection Limit	Ag (328.068 nm)	0.27	0.0095 (ppm)	577.2551
6/17/2021 15:29:27	Contract Required Detection Limit	Al (237.312 nm)	2.23	0.1990 (ppm)	357.0535
6/17/2021 15:29:27	Contract Required Detection Limit	As (188.980 nm)	17.64	0.0163 (ppm)	14.4377
6/17/2021 15:29:27	Contract Required Detection Limit	B (249.772 nm)	0.16	0.1964 (ppm)	9305.9882
6/17/2021 15:29:27	Contract Required Detection Limit	Ba (230.424 nm)	0.57	0.2087 (ppm)	7675.2376
6/17/2021 15:29:27	Contract Required Detection Limit	Be (313.107 nm)	0.28	0.0050 (ppm)	6644.3621
6/17/2021 15:29:27	Contract Required Detection Limit	Ca (317.933 nm)	0.08	1.0202 (ppm)	41614.5320
6/17/2021 15:29:27	Contract Required Detection Limit	Cd (214.439 nm)	1.60	0.0104 (ppm)	218.5410
6/17/2021 15:29:27	Contract Required Detection Limit	Co (230.786 nm)	1.22	0.0515 (ppm)	621.0055
6/17/2021 15:29:27	Contract Required Detection Limit	Cr (267.716 nm)	1.50	0.0091 (ppm)	379.1147
6/17/2021 15:29:27	Contract Required Detection Limit	Cu (327.395 nm)	2.67	0.0235 (ppm)	1400.7316
6/17/2021 15:29:27	Contract Required Detection Limit	Fe (234.350 nm)	0.47	0.1004 (ppm)	918.2800

Date Time	Label	Element Label (nm)	%RSD	Unadjusted Conc	Intensity
6/17/2021 15:29:27	Contract Required Detection Limit	K (766.491 nm)	0.68	0.9781 (ppm)	3114.8566
6/17/2021 15:29:27	Contract Required Detection Limit	Mg (279.078 nm)	0.29	0.9778 (ppm)	2191.0465
6/17/2021 15:29:27	Contract Required Detection Limit	Mn (257.610 nm)	0.15	0.0156 (ppm)	4261.0115
6/17/2021 15:29:27	Contract Required Detection Limit	Mo (202.032 nm)	1.88	0.0244 (ppm)	104.4212
6/17/2021 15:29:27	Contract Required Detection Limit	Na (588.995 nm)	0.51	1.0200 (ppm)	25985.1401
6/17/2021 15:29:27	Contract Required Detection Limit	Ni (230.299 nm)	1.51	0.0409 (ppm)	388.9548
6/17/2021 15:29:27	Contract Required Detection Limit	Pb (220.353 nm)	13.11	0.0085 (ppm)	21.5874
6/17/2021 15:29:27	Contract Required Detection Limit	Sb (217.582 nm)	3.78	0.0586 (ppm)	72.0707
6/17/2021 15:29:27	Contract Required Detection Limit	Se (196.026 nm)	27.28	0.0111 (ppm)	6.3370
6/17/2021 15:29:27	Contract Required Detection Limit	Sn (189.925 nm)	0.47	0.4992 (ppm)	312.4162
6/17/2021 15:29:27	Contract Required Detection Limit	Sr (216.596 nm)	1.33	0.1008 (ppm)	831.7997
6/17/2021 15:29:27	Contract Required Detection Limit	Ti (336.122 nm)	0.38	0.0499 (ppm)	8984.1261
6/17/2021 15:29:27	Contract Required Detection Limit	Tl (351.923 nm)	11.92	0.0162 (ppm)	49.1077
6/17/2021 15:29:27	Contract Required Detection Limit	V (292.401 nm)	0.50	0.0503 (ppm)	1541.4583
6/17/2021 15:29:27	Contract Required Detection Limit	Y (360.074 nm)	0.22	1.01 (Ratio)	674382.12
6/17/2021 15:29:27	Contract Required Detection Limit	Y_R (360.074 nm)	0.22	1.01 (Ratio)	674382.12
6/17/2021 15:29:27	Contract Required Detection Limit	Zn (213.857 nm)	1.17	0.0201 (ppm)	675.9372
6/17/2021 15:32:42	Interference Check Solution A	Ag (328.068 nm)	99.13	-0.0002 u (ppm)	-134.6194
6/17/2021 15:32:42	Interference Check Solution A	Al (237.312 nm)	0.19	255.0366 o (ppm)	462829.0837
6/17/2021 15:32:42	Interference Check Solution A	As (188.980 nm)	61.70	-0.0045 u (ppm)	-2.3407
6/17/2021 15:32:42	Interference Check Solution A	B (249.772 nm)	0.07	0.0425 (ppm)	2134.7238
6/17/2021 15:32:42	Interference Check Solution A	Ba (230.424 nm)	49.75	0.0003 (ppm)	15.6926
6/17/2021 15:32:42	Interference Check Solution A	Be (313.107 nm)	56.64	0.0000 u (ppm)	-601.0112
6/17/2021 15:32:42	Interference Check Solution A	Ca (317.933 nm)	0.43	236.7720 o (ppm)	9089432.9115
6/17/2021 15:32:42	Interference Check Solution A	Cd (214.439 nm)	29.02	-0.0006 u (ppm)	0.2879
6/17/2021 15:32:42	Interference Check Solution A	Co (230.786 nm)	12.91	-0.0024 u (ppm)	-19.9031
6/17/2021 15:32:42	Interference Check Solution A	Cr (267.716 nm)	26.46	-0.0005 u (ppm)	46.2959
6/17/2021 15:32:42	Interference Check Solution A	Cu (327.395 nm)	20.44	-0.0007 u (ppm)	-19.8397
6/17/2021 15:32:42	Interference Check Solution A	Fe (234.350 nm)	0.27	94.0980 o (ppm)	818543.4135
6/17/2021 15:32:42	Interference Check Solution A	K (766.491 nm)	8.30	0.0538 (ppm)	274.9826
6/17/2021 15:32:42	Interference Check Solution A	Mg (279.078 nm)	0.21	260.7771 o (ppm)	584594.9620
6/17/2021 15:32:42	Interference Check Solution A	Mn (257.610 nm)	0.67	0.0015 (ppm)	455.6010
6/17/2021 15:32:42	Interference Check Solution A	Mo (202.032 nm)	30.84	-0.0013 u (ppm)	1.0112
6/17/2021 15:32:42	Interference Check Solution A	Na (588.995 nm)	> 100.00	0.0008 u (ppm)	-13754.6043
6/17/2021 15:32:42	Interference Check Solution A	Ni (230.299 nm)	12.49	-0.0023 u (ppm)	-45.3913
6/17/2021 15:32:42	Interference Check Solution A	Pb (220.353 nm)	35.07	-0.0038 u (ppm)	-6.4736
6/17/2021 15:32:42	Interference Check Solution A	Sb (217.582 nm)	35.70	-0.0054 u (ppm)	0.2396
6/17/2021 15:32:42	Interference Check Solution A	Se (196.026 nm)	45.44	-0.0058 u (ppm)	-3.2332
6/17/2021 15:32:42	Interference Check Solution A	Sn (189.925 nm)	> 100.00	-0.0004 u (ppm)	-1.4359
6/17/2021 15:32:42	Interference Check Solution A	Sr (216.596 nm)	0.89	0.0146 (ppm)	120.9922
6/17/2021 15:32:42	Interference Check Solution A	Ti (336.122 nm)	5.20	0.0013 (ppm)	-808.7538
6/17/2021 15:32:42	Interference Check Solution A	Tl (351.923 nm)	21.43	0.0061 (ppm)	24.1152
6/17/2021 15:32:42	Interference Check Solution A	V (292.401 nm)	7.92	0.0018 (ppm)	98.9913
6/17/2021 15:32:42	Interference Check Solution A	Y (360.074 nm)	0.12	0.95 (Ratio)	631567.09
6/17/2021 15:32:42	Interference Check Solution A	Y_R (360.074 nm)	0.12	0.95 (Ratio)	631567.09
6/17/2021 15:32:42	Interference Check Solution A	Zn (213.857 nm)	1.90	0.0092 (ppm)	294.0037
6/17/2021 15:35:58	Interference Check Solution AB	Ag (328.068 nm)	0.19	0.2121 (ppm)	15473.3896
6/17/2021 15:35:58	Interference Check Solution AB	Al (237.312 nm)	0.50	254.9199 o (ppm)	462617.3145
6/17/2021 15:35:58	Interference Check Solution AB	As (188.980 nm)	4.02	0.0972 (ppm)	79.8497
6/17/2021 15:35:58	Interference Check Solution AB	B (249.772 nm)	0.60	0.0425 (ppm)	2135.5523
6/17/2021 15:35:58	Interference Check Solution AB	Ba (230.424 nm)	0.19	0.5192 (ppm)	19089.2333

Date Time	Label	Element Label (nm)	%RSD	Unadjusted Conc	Intensity
6/17/2021 15:35:58	Interference Check Solution AB	Be (313.107 nm)	0.12	0.4985 (ppm)	712536.5304
6/17/2021 15:35:58	Interference Check Solution AB	Ca (317.933 nm)	0.12	238.0214 o (ppm)	9137384.6781
6/17/2021 15:35:58	Interference Check Solution AB	Cd (214.439 nm)	0.13	0.9604 (ppm)	19011.9824
6/17/2021 15:35:58	Interference Check Solution AB	Co (230.786 nm)	0.44	0.4889 (ppm)	5823.6042
6/17/2021 15:35:58	Interference Check Solution AB	Cr (267.716 nm)	0.15	0.5050 (ppm)	17581.7079
6/17/2021 15:35:58	Interference Check Solution AB	Cu (327.395 nm)	0.27	0.5320 (ppm)	31324.2642
6/17/2021 15:35:58	Interference Check Solution AB	Fe (234.350 nm)	0.01	94.6806 o (ppm)	823611.4328
6/17/2021 15:35:58	Interference Check Solution AB	K (766.491 nm)	27.79	0.0254 (ppm)	187.6835
6/17/2021 15:35:58	Interference Check Solution AB	Mg (279.078 nm)	0.03	261.5854 o (ppm)	586406.8088
6/17/2021 15:35:58	Interference Check Solution AB	Mn (257.610 nm)	0.03	0.4985 (ppm)	134592.1476
6/17/2021 15:35:58	Interference Check Solution AB	Mo (202.032 nm)	18.19	-0.0020 u (ppm)	-2.1108
6/17/2021 15:35:58	Interference Check Solution AB	Na (588.995 nm)	65.30	0.0112 (ppm)	-13351.3008
6/17/2021 15:35:58	Interference Check Solution AB	Ni (230.299 nm)	0.22	0.9603 (ppm)	9624.5544
6/17/2021 15:35:58	Interference Check Solution AB	Pb (220.353 nm)	5.84	0.0480 (ppm)	112.0193
6/17/2021 15:35:58	Interference Check Solution AB	Sb (217.582 nm)	0.29	0.6064 (ppm)	687.1314
6/17/2021 15:35:58	Interference Check Solution AB	Se (196.026 nm)	5.71	0.0531 (ppm)	30.0446
6/17/2021 15:35:58	Interference Check Solution AB	Sn (189.925 nm)	> 100.00	0.0018 u (ppm)	-0.0751
6/17/2021 15:35:58	Interference Check Solution AB	Sr (216.596 nm)	3.82	0.0154 (ppm)	127.3937
6/17/2021 15:35:58	Interference Check Solution AB	Ti (336.122 nm)	6.40	0.0012 (ppm)	-821.5000
6/17/2021 15:35:58	Interference Check Solution AB	Tl (351.923 nm)	1.70	0.1117 (ppm)	284.9109
6/17/2021 15:35:58	Interference Check Solution AB	V (292.401 nm)	0.13	0.5020 (ppm)	14990.0997
6/17/2021 15:35:58	Interference Check Solution AB	Y (360.074 nm)	0.34	0.94 (Ratio)	630506.59
6/17/2021 15:35:58	Interference Check Solution AB	Y_R (360.074 nm)	0.34	0.94 (Ratio)	630506.59
6/17/2021 15:35:58	Interference Check Solution AB	Zn (213.857 nm)	0.10	1.0048 (ppm)	35204.4646
6/17/2021 15:39:13	Continuing Calibration Verification	Ag (328.068 nm)	0.22	0.4906 (ppm)	35940.1337
6/17/2021 15:39:13	Continuing Calibration Verification	Al (237.312 nm)	0.23	9.9141 (ppm)	17987.8723
6/17/2021 15:39:13	Continuing Calibration Verification	As (188.980 nm)	0.37	0.9831 (ppm)	795.8702
6/17/2021 15:39:13	Continuing Calibration Verification	B (249.772 nm)	0.30	2.5007 (ppm)	116693.1291
6/17/2021 15:39:13	Continuing Calibration Verification	Ba (230.424 nm)	0.25	10.1657 (ppm)	373726.0771
6/17/2021 15:39:13	Continuing Calibration Verification	Be (313.107 nm)	0.42	0.2502 (ppm)	357387.3655
6/17/2021 15:39:13	Continuing Calibration Verification	Ca (317.933 nm)	0.23	25.3177 (ppm)	974118.0329
6/17/2021 15:39:13	Continuing Calibration Verification	Cd (214.439 nm)	0.42	0.4966 (ppm)	9837.5414
6/17/2021 15:39:13	Continuing Calibration Verification	Co (230.786 nm)	0.24	2.5129 (ppm)	29895.1224
6/17/2021 15:39:13	Continuing Calibration Verification	Cr (267.716 nm)	0.33	0.5110 (ppm)	17791.5147
6/17/2021 15:39:13	Continuing Calibration Verification	Cu (327.395 nm)	0.31	1.2295 (ppm)	72365.1677
6/17/2021 15:39:13	Continuing Calibration Verification	Fe (234.350 nm)	0.23	5.0665 (ppm)	44114.7705
6/17/2021 15:39:13	Continuing Calibration Verification	K (766.491 nm)	0.30	24.6761 (ppm)	75926.3008
6/17/2021 15:39:13	Continuing Calibration Verification	Mg (279.078 nm)	0.25	25.0013 (ppm)	56045.4952
6/17/2021 15:39:13	Continuing Calibration Verification	Mn (257.610 nm)	0.24	0.7519 (ppm)	202958.4056
6/17/2021 15:39:13	Continuing Calibration Verification	Mo (202.032 nm)	0.44	2.5135 (ppm)	10137.7719
6/17/2021 15:39:13	Continuing Calibration Verification	Na (588.995 nm)	0.38	24.9502 (ppm)	959032.7743
6/17/2021 15:39:13	Continuing Calibration Verification	Ni (230.299 nm)	0.22	1.9924 (ppm)	19992.5082
6/17/2021 15:39:13	Continuing Calibration Verification	Pb (220.353 nm)	0.44	0.5029 (ppm)	1153.4642
6/17/2021 15:39:13	Continuing Calibration Verification	Sb (217.582 nm)	0.29	4.9221 (ppm)	5532.2420
6/17/2021 15:39:13	Continuing Calibration Verification	Se (196.026 nm)	0.54	0.4851 (ppm)	274.0213
6/17/2021 15:39:13	Continuing Calibration Verification	Sn (189.925 nm)	0.36	5.0022 (ppm)	3140.9150
6/17/2021 15:39:13	Continuing Calibration Verification	Sr (216.596 nm)	0.38	2.5515 (ppm)	21042.5902
6/17/2021 15:39:13	Continuing Calibration Verification	Ti (336.122 nm)	0.29	2.5657 (ppm)	515872.7905
6/17/2021 15:39:13	Continuing Calibration Verification	Tl (351.923 nm)	0.68	0.9785 (ppm)	2427.1300
6/17/2021 15:39:13	Continuing Calibration Verification	V (292.401 nm)	0.30	2.5394 (ppm)	75646.7579
6/17/2021 15:39:13	Continuing Calibration Verification	Y (360.074 nm)	0.35	0.99 (Ratio)	663531.25

Date Time	Label	Element Label (nm)	%RSD	Unadjusted Conc	Intensity
6/17/2021 15:39:13	Continuing Calibration Verification	Y_R (360.074 nm)	0.35	0.99 (Ratio)	663531.25
6/17/2021 15:39:13	Continuing Calibration Verification	Zn (213.857 nm)	0.14	0.9860 (ppm)	34544.7555
6/17/2021 15:42:28	Continuing Calibration Blank	Ag (328.068 nm)	59.98	-0.0003 u (ppm)	-143.8619
6/17/2021 15:42:28	Continuing Calibration Blank	Al (237.312 nm)	92.16	-0.0015 u (ppm)	-6.6596
6/17/2021 15:42:28	Continuing Calibration Blank	As (188.980 nm)	> 100.00	-0.0017 u (ppm)	-0.0985
6/17/2021 15:42:28	Continuing Calibration Blank	B (249.772 nm)	27.27	0.0013 (ppm)	212.7666
6/17/2021 15:42:28	Continuing Calibration Blank	Ba (230.424 nm)	> 100.00	0.0000 u (ppm)	1.8933
6/17/2021 15:42:28	Continuing Calibration Blank	Be (313.107 nm)	63.58	0.0000 (ppm)	-563.0781
6/17/2021 15:42:28	Continuing Calibration Blank	Ca (317.933 nm)	4.73	0.0041 (ppm)	2620.1158
6/17/2021 15:42:28	Continuing Calibration Blank	Cd (214.439 nm)	> 100.00	0.0001 u (ppm)	14.6016
6/17/2021 15:42:28	Continuing Calibration Blank	Co (230.786 nm)	> 100.00	-0.0002 u (ppm)	6.9023
6/17/2021 15:42:28	Continuing Calibration Blank	Cr (267.716 nm)	42.84	0.0003 (ppm)	73.1037
6/17/2021 15:42:28	Continuing Calibration Blank	Cu (327.395 nm)	> 100.00	-0.0002 u (ppm)	7.8882
6/17/2021 15:42:28	Continuing Calibration Blank	Fe (234.350 nm)	38.63	0.0019 (ppm)	61.1863
6/17/2021 15:42:28	Continuing Calibration Blank	K (766.491 nm)	60.49	0.0331 (ppm)	211.3180
6/17/2021 15:42:28	Continuing Calibration Blank	Mg (279.078 nm)	34.02	0.0012 (ppm)	1.7171
6/17/2021 15:42:28	Continuing Calibration Blank	Mn (257.610 nm)	> 100.00	0.0000 u (ppm)	65.2542
6/17/2021 15:42:28	Continuing Calibration Blank	Mo (202.032 nm)	62.98	0.0015 (ppm)	12.0731
6/17/2021 15:42:28	Continuing Calibration Blank	Na (588.995 nm)	2.43	0.0055 (ppm)	-13573.4165
6/17/2021 15:42:28	Continuing Calibration Blank	Ni (230.299 nm)	> 100.00	-0.0004 u (ppm)	-26.1710
6/17/2021 15:42:28	Continuing Calibration Blank	Pb (220.353 nm)	> 100.00	0.0000 u (ppm)	2.1389
6/17/2021 15:42:28	Continuing Calibration Blank	Sb (217.582 nm)	> 100.00	0.0016 (ppm)	8.0665
6/17/2021 15:42:28	Continuing Calibration Blank	Se (196.026 nm)	83.02	0.0034 (ppm)	1.9609
6/17/2021 15:42:28	Continuing Calibration Blank	Sn (189.925 nm)	68.94	0.0018 (ppm)	-0.0367
6/17/2021 15:42:28	Continuing Calibration Blank	Sr (216.596 nm)	> 100.00	-0.0001 u (ppm)	-0.5112
6/17/2021 15:42:28	Continuing Calibration Blank	Ti (336.122 nm)	35.40	0.0006 (ppm)	-942.2034
6/17/2021 15:42:28	Continuing Calibration Blank	Tl (351.923 nm)	33.16	-0.0016 u (ppm)	4.9577
6/17/2021 15:42:28	Continuing Calibration Blank	V (292.401 nm)	71.27	0.0002 (ppm)	51.3011
6/17/2021 15:42:28	Continuing Calibration Blank	Y (360.074 nm)	0.09	1.00 (Ratio)	666467.71
6/17/2021 15:42:28	Continuing Calibration Blank	Y_R (360.074 nm)	0.09	1.00 (Ratio)	666467.71
6/17/2021 15:42:28	Continuing Calibration Blank	Zn (213.857 nm)	24.25	-0.0002 u (ppm)	-33.5987
6/17/2021 15:45:43	PBW-381318	Ag (328.068 nm)	37.68	-0.0001 u (ppm)	-130.9877
6/17/2021 15:45:43	PBW-381318	Al (237.312 nm)	18.25	0.0081 (ppm)	10.7372
6/17/2021 15:45:43	PBW-381318	As (188.980 nm)	59.81	-0.0036 u (ppm)	-1.6308
6/17/2021 15:45:43	PBW-381318	B (249.772 nm)	10.57	0.0018 (ppm)	237.0256
6/17/2021 15:45:43	PBW-381318	Ba (230.424 nm)	> 100.00	0.0001 u (ppm)	5.9426
6/17/2021 15:45:43	PBW-381318	Be (313.107 nm)	12.52	0.0000 (ppm)	-564.3030
6/17/2021 15:45:43	PBW-381318	Ca (317.933 nm)	2.19	0.0099 (ppm)	2841.3466
6/17/2021 15:45:43	PBW-381318	Cd (214.439 nm)	> 100.00	0.0000 u (ppm)	12.5637
6/17/2021 15:45:43	PBW-381318	Co (230.786 nm)	> 100.00	-0.0001 u (ppm)	8.1941
6/17/2021 15:45:43	PBW-381318	Cr (267.716 nm)	7.12	-0.0012 u (ppm)	23.0750
6/17/2021 15:45:43	PBW-381318	Cu (327.395 nm)	> 100.00	-0.0001 u (ppm)	13.9229
6/17/2021 15:45:43	PBW-381318	Fe (234.350 nm)	31.67	-0.0013 u (ppm)	33.2866
6/17/2021 15:45:43	PBW-381318	K (766.491 nm)	> 100.00	0.0019 u (ppm)	115.5209
6/17/2021 15:45:43	PBW-381318	Mg (279.078 nm)	> 100.00	0.0006 u (ppm)	0.4271
6/17/2021 15:45:43	PBW-381318	Mn (257.610 nm)	0.99	0.0005 (ppm)	185.8127
6/17/2021 15:45:43	PBW-381318	Mo (202.032 nm)	73.29	-0.0009 u (ppm)	2.2829
6/17/2021 15:45:43	PBW-381318	Na (588.995 nm)	16.60	0.0201 (ppm)	-13002.3397
6/17/2021 15:45:43	PBW-381318	Ni (230.299 nm)	> 100.00	0.0000 u (ppm)	-22.2429
6/17/2021 15:45:43	PBW-381318	Pb (220.353 nm)	> 100.00	0.0002 u (ppm)	2.6739
6/17/2021 15:45:43	PBW-381318	Sb (217.582 nm)	51.95	-0.0012 u (ppm)	4.9606

Date Time	Label	Element Label (nm)	%RSD	Unadjusted Conc	Intensity
6/17/2021 15:45:43	PBW-381318	Se (196.026 nm)	> 100.00	0.0005 u (ppm)	0.3155
6/17/2021 15:45:43	PBW-381318	Sn (189.925 nm)	90.69	0.0038 (ppm)	1.1991
6/17/2021 15:45:43	PBW-381318	Sr (216.596 nm)	> 100.00	-0.0003 u (ppm)	-1.8569
6/17/2021 15:45:43	PBW-381318	Ti (336.122 nm)	1.71	0.0012 (ppm)	-827.5315
6/17/2021 15:45:43	PBW-381318	Tl (351.923 nm)	> 100.00	-0.0023 u (ppm)	3.2188
6/17/2021 15:45:43	PBW-381318	V (292.401 nm)	> 100.00	0.0000 u (ppm)	44.3185
6/17/2021 15:45:43	PBW-381318	Y (360.074 nm)	0.15	1.02 (Ratio)	679936.75
6/17/2021 15:45:43	PBW-381318	Y_R (360.074 nm)	0.15	1.02 (Ratio)	679936.75
6/17/2021 15:45:43	PBW-381318	Zn (213.857 nm)	23.01	0.0004 (ppm)	-13.4518
6/17/2021 15:48:58	LCSW-381318	Ag (328.068 nm)	0.05	0.0483 (ppm)	3429.5540
6/17/2021 15:48:58	LCSW-381318	Al (237.312 nm)	0.39	1.9833 (ppm)	3595.2128
6/17/2021 15:48:58	LCSW-381318	As (188.980 nm)	3.77	0.0375 (ppm)	31.5602
6/17/2021 15:48:58	LCSW-381318	B (249.772 nm)	0.28	0.9931 (ppm)	46435.1717
6/17/2021 15:48:58	LCSW-381318	Ba (230.424 nm)	0.62	2.0503 (ppm)	75377.8226
6/17/2021 15:48:58	LCSW-381318	Be (313.107 nm)	0.23	0.0504 (ppm)	71571.0056
6/17/2021 15:48:58	LCSW-381318	Ca (317.933 nm)	0.32	2.0582 (ppm)	81453.5697
6/17/2021 15:48:58	LCSW-381318	Cd (214.439 nm)	0.79	0.0515 (ppm)	1032.1817
6/17/2021 15:48:58	LCSW-381318	Co (230.786 nm)	0.44	0.5127 (ppm)	6106.3347
6/17/2021 15:48:58	LCSW-381318	Cr (267.716 nm)	0.14	0.2052 (ppm)	7183.0940
6/17/2021 15:48:58	LCSW-381318	Cu (327.395 nm)	0.22	0.2459 (ppm)	14488.9882
6/17/2021 15:48:58	LCSW-381318	Fe (234.350 nm)	0.38	1.0106 (ppm)	8835.7253
6/17/2021 15:48:58	LCSW-381318	K (766.491 nm)	0.22	19.3387 (ppm)	59527.4917
6/17/2021 15:48:58	LCSW-381318	Mg (279.078 nm)	0.54	1.9788 (ppm)	4434.9091
6/17/2021 15:48:58	LCSW-381318	Mn (257.610 nm)	0.31	0.5012 (ppm)	135322.3461
6/17/2021 15:48:58	LCSW-381318	Mo (202.032 nm)	0.74	0.4925 (ppm)	1991.0868
6/17/2021 15:48:58	LCSW-381318	Na (588.995 nm)	0.21	19.7460 (ppm)	756120.2159
6/17/2021 15:48:58	LCSW-381318	Ni (230.299 nm)	0.40	0.5121 (ppm)	5122.5799
6/17/2021 15:48:58	LCSW-381318	Pb (220.353 nm)	0.27	0.5067 (ppm)	1162.1901
6/17/2021 15:48:58	LCSW-381318	Sb (217.582 nm)	0.89	0.4845 (ppm)	550.2779
6/17/2021 15:48:58	LCSW-381318	Se (196.026 nm)	0.93	0.9943 (ppm)	561.6623
6/17/2021 15:48:58	LCSW-381318	Sn (189.925 nm)	0.13	4.9184 (ppm)	3088.3108
6/17/2021 15:48:58	LCSW-381318	Sr (216.596 nm)	0.30	1.9916 (ppm)	16425.6833
6/17/2021 15:48:58	LCSW-381318	Ti (336.122 nm)	0.27	0.5113 (ppm)	101957.6624
6/17/2021 15:48:58	LCSW-381318	Tl (351.923 nm)	0.43	1.8580 (ppm)	4600.6630
6/17/2021 15:48:58	LCSW-381318	V (292.401 nm)	0.28	0.5011 (ppm)	14965.0375
6/17/2021 15:48:58	LCSW-381318	Y (360.074 nm)	0.22	1.01 (Ratio)	677890.74
6/17/2021 15:48:58	LCSW-381318	Y_R (360.074 nm)	0.22	1.01 (Ratio)	677890.74
6/17/2021 15:48:58	LCSW-381318	Zn (213.857 nm)	0.27	0.5104 (ppm)	17867.3255
6/17/2021 15:52:13	R2105843-003 10X	Ag (328.068 nm)	58.31	-0.0002 u (ppm)	-135.7823
6/17/2021 15:52:13	R2105843-003 10X	Al (237.312 nm)	7.77	0.0497 (ppm)	86.1429
6/17/2021 15:52:13	R2105843-003 10X	As (188.980 nm)	22.44	-0.0046 u (ppm)	-2.4802
6/17/2021 15:52:13	R2105843-003 10X	B (249.772 nm)	1.26	0.0243 (ppm)	1288.6498
6/17/2021 15:52:13	R2105843-003 10X	Ba (230.424 nm)	0.54	0.0257 (ppm)	948.1453
6/17/2021 15:52:13	R2105843-003 10X	Be (313.107 nm)	24.76	0.0000 (ppm)	-560.4584
6/17/2021 15:52:13	R2105843-003 10X	Ca (317.933 nm)	0.08	12.6571 (ppm)	488222.3766
6/17/2021 15:52:13	R2105843-003 10X	Cd (214.439 nm)	42.73	0.0003 (ppm)	18.0050
6/17/2021 15:52:13	R2105843-003 10X	Co (230.786 nm)	20.71	0.0006 (ppm)	15.7484
6/17/2021 15:52:13	R2105843-003 10X	Cr (267.716 nm)	44.39	-0.0002 u (ppm)	57.1633
6/17/2021 15:52:13	R2105843-003 10X	Cu (327.395 nm)	> 100.00	-0.0001 u (ppm)	13.8486
6/17/2021 15:52:13	R2105843-003 10X	Fe (234.350 nm)	0.05	6.2129 (ppm)	54087.2188
6/17/2021 15:52:13	R2105843-003 10X	K (766.491 nm)	0.22	1.6761 (ppm)	5259.5809

Date Time	Label	Element Label (nm)	%RSD	Unadjusted Conc	Intensity
6/17/2021 15:52:13	R2105843-003 10X	Mg (279.078 nm)	0.07	3.4088 (ppm)	7640.7632
6/17/2021 15:52:13	R2105843-003 10X	Mn (257.610 nm)	0.04	0.4940 (ppm)	133377.8002
6/17/2021 15:52:13	R2105843-003 10X	Mo (202.032 nm)	56.77	-0.0004 u (ppm)	4.3529
6/17/2021 15:52:13	R2105843-003 10X	Na (588.995 nm)	0.16	2.4809 (ppm)	82945.1778
6/17/2021 15:52:13	R2105843-003 10X	Ni (230.299 nm)	> 100.00	0.0001 u (ppm)	-21.2857
6/17/2021 15:52:13	R2105843-003 10X	Pb (220.353 nm)	> 100.00	-0.0015 u (ppm)	-1.1337
6/17/2021 15:52:13	R2105843-003 10X	Sb (217.582 nm)	68.45	-0.0024 u (ppm)	3.6262
6/17/2021 15:52:13	R2105843-003 10X	Se (196.026 nm)	> 100.00	0.0013 u (ppm)	0.7985
6/17/2021 15:52:13	R2105843-003 10X	Sn (189.925 nm)	> 100.00	-0.0009 u (ppm)	-1.7305
6/17/2021 15:52:13	R2105843-003 10X	Sr (216.596 nm)	1.92	0.0456 (ppm)	376.3598
6/17/2021 15:52:13	R2105843-003 10X	Ti (336.122 nm)	22.25	0.0043 (ppm)	-204.7740
6/17/2021 15:52:13	R2105843-003 10X	Tl (351.923 nm)	27.28	0.0036 (ppm)	17.8970
6/17/2021 15:52:13	R2105843-003 10X	V (292.401 nm)	80.55	0.0002 (ppm)	50.4734
6/17/2021 15:52:13	R2105843-003 10X	Y (360.074 nm)	0.24	1.00 (Ratio)	669059.49
6/17/2021 15:52:13	R2105843-003 10X	Y_R (360.074 nm)	0.24	1.00 (Ratio)	669059.49
6/17/2021 15:52:13	R2105843-003 10X	Zn (213.857 nm)	14.65	0.0006 (ppm)	-6.9596
6/17/2021 15:55:29	R2105843-008 10X	Ag (328.068 nm)	54.46	-0.0004 u (ppm)	-148.3812
6/17/2021 15:55:29	R2105843-008 10X	Al (237.312 nm)	6.38	0.0324 (ppm)	54.7221
6/17/2021 15:55:29	R2105843-008 10X	As (188.980 nm)	> 100.00	-0.0027 u (ppm)	-0.8967
6/17/2021 15:55:29	R2105843-008 10X	B (249.772 nm)	0.19	0.3186 (ppm)	15000.6366
6/17/2021 15:55:29	R2105843-008 10X	Ba (230.424 nm)	0.78	0.0877 (ppm)	3228.1126
6/17/2021 15:55:29	R2105843-008 10X	Be (313.107 nm)	38.65	0.0000 (ppm)	-554.6994
6/17/2021 15:55:29	R2105843-008 10X	Ca (317.933 nm)	0.12	13.3626 (ppm)	515298.7174
6/17/2021 15:55:29	R2105843-008 10X	Cd (214.439 nm)	40.27	0.0001 (ppm)	15.6771
6/17/2021 15:55:29	R2105843-008 10X	Co (230.786 nm)	22.21	0.0006 (ppm)	15.9731
6/17/2021 15:55:29	R2105843-008 10X	Cr (267.716 nm)	61.07	0.0003 (ppm)	74.4948
6/17/2021 15:55:29	R2105843-008 10X	Cu (327.395 nm)	> 100.00	-0.0002 u (ppm)	5.8569
6/17/2021 15:55:29	R2105843-008 10X	Fe (234.350 nm)	0.06	1.2865 (ppm)	11235.6968
6/17/2021 15:55:29	R2105843-008 10X	K (766.491 nm)	0.11	6.9533 (ppm)	21473.4714
6/17/2021 15:55:29	R2105843-008 10X	Mg (279.078 nm)	0.09	7.6765 (ppm)	17207.6900
6/17/2021 15:55:29	R2105843-008 10X	Mn (257.610 nm)	0.08	0.0218 (ppm)	5940.7765
6/17/2021 15:55:29	R2105843-008 10X	Mo (202.032 nm)	78.40	-0.0007 u (ppm)	3.2965
6/17/2021 15:55:29	R2105843-008 10X	Na (588.995 nm)	0.27	37.1384 (ppm)	1434254.3834
6/17/2021 15:55:29	R2105843-008 10X	Ni (230.299 nm)	2.11	0.0239 (ppm)	218.6188
6/17/2021 15:55:29	R2105843-008 10X	Pb (220.353 nm)	90.22	0.0008 (ppm)	3.9596
6/17/2021 15:55:29	R2105843-008 10X	Sb (217.582 nm)	> 100.00	-0.0025 u (ppm)	3.4733
6/17/2021 15:55:29	R2105843-008 10X	Se (196.026 nm)	> 100.00	0.0020 u (ppm)	1.1739
6/17/2021 15:55:29	R2105843-008 10X	Sn (189.925 nm)	> 100.00	0.0002 u (ppm)	-1.0701
6/17/2021 15:55:29	R2105843-008 10X	Sr (216.596 nm)	0.73	0.1425 (ppm)	1176.0379
6/17/2021 15:55:29	R2105843-008 10X	Ti (336.122 nm)	6.22	0.0015 (ppm)	-763.7253
6/17/2021 15:55:29	R2105843-008 10X	Tl (351.923 nm)	> 100.00	-0.0019 u (ppm)	4.1482
6/17/2021 15:55:29	R2105843-008 10X	V (292.401 nm)	> 100.00	0.0000 u (ppm)	45.9189
6/17/2021 15:55:29	R2105843-008 10X	Y (360.074 nm)	0.10	1.00 (Ratio)	667573.55
6/17/2021 15:55:29	R2105843-008 10X	Y_R (360.074 nm)	0.10	1.00 (Ratio)	667573.55
6/17/2021 15:55:29	R2105843-008 10X	Zn (213.857 nm)	10.58	0.0004 (ppm)	-13.8627
6/17/2021 15:58:43	R2105843-009 10X	Ag (328.068 nm)	44.85	-0.0001 u (ppm)	-127.7201
6/17/2021 15:58:43	R2105843-009 10X	Al (237.312 nm)	35.88	0.0039 (ppm)	3.1655
6/17/2021 15:58:43	R2105843-009 10X	As (188.980 nm)	> 100.00	0.0000 u (ppm)	1.2437
6/17/2021 15:58:43	R2105843-009 10X	B (249.772 nm)	0.08	0.1773 (ppm)	8417.0250
6/17/2021 15:58:43	R2105843-009 10X	Ba (230.424 nm)	0.58	0.0167 (ppm)	617.6341
6/17/2021 15:58:43	R2105843-009 10X	Be (313.107 nm)	4.61	0.0000 (ppm)	-552.6758

Date Time	Label	Element Label (nm)	%RSD	Unadjusted Conc	Intensity
6/17/2021 15:58:43	R2105843-009 10X	Ca (317.933 nm)	0.03	17.2160 (ppm)	663189.2088
6/17/2021 15:58:43	R2105843-009 10X	Cd (214.439 nm)	> 100.00	0.0001 u (ppm)	14.2437
6/17/2021 15:58:43	R2105843-009 10X	Co (230.786 nm)	55.86	0.0003 (ppm)	12.1770
6/17/2021 15:58:43	R2105843-009 10X	Cr (267.716 nm)	> 100.00	0.0000 u (ppm)	65.1823
6/17/2021 15:58:43	R2105843-009 10X	Cu (327.395 nm)	> 100.00	-0.0005 u (ppm)	-6.2888
6/17/2021 15:58:43	R2105843-009 10X	Fe (234.350 nm)	0.15	1.3815 (ppm)	12061.4114
6/17/2021 15:58:43	R2105843-009 10X	K (766.491 nm)	0.20	8.6738 (ppm)	26759.6391
6/17/2021 15:58:43	R2105843-009 10X	Mg (279.078 nm)	0.05	6.0591 (ppm)	13581.8980
6/17/2021 15:58:43	R2105843-009 10X	Mn (257.610 nm)	0.08	0.0635 (ppm)	17192.6770
6/17/2021 15:58:43	R2105843-009 10X	Mo (202.032 nm)	10.91	-0.0012 u (ppm)	1.1631
6/17/2021 15:58:43	R2105843-009 10X	Na (588.995 nm)	0.24	23.2959 (ppm)	894531.6670
6/17/2021 15:58:43	R2105843-009 10X	Ni (230.299 nm)	8.22	0.0031 (ppm)	9.7507
6/17/2021 15:58:43	R2105843-009 10X	Pb (220.353 nm)	> 100.00	-0.0002 u (ppm)	1.8634
6/17/2021 15:58:43	R2105843-009 10X	Sb (217.582 nm)	> 100.00	-0.0009 u (ppm)	5.2627
6/17/2021 15:58:43	R2105843-009 10X	Se (196.026 nm)	> 100.00	0.0023 u (ppm)	1.3574
6/17/2021 15:58:43	R2105843-009 10X	Sn (189.925 nm)	> 100.00	0.0006 u (ppm)	-0.8112
6/17/2021 15:58:43	R2105843-009 10X	Sr (216.596 nm)	1.68	0.0919 (ppm)	758.1330
6/17/2021 15:58:43	R2105843-009 10X	Ti (336.122 nm)	15.90	-0.0002 u (ppm)	-1108.1648
6/17/2021 15:58:43	R2105843-009 10X	Tl (351.923 nm)	> 100.00	-0.0021 u (ppm)	3.6665
6/17/2021 15:58:43	R2105843-009 10X	V (292.401 nm)	50.97	0.0002 (ppm)	50.0375
6/17/2021 15:58:43	R2105843-009 10X	Y (360.074 nm)	0.38	1.00 (Ratio)	667719.94
6/17/2021 15:58:43	R2105843-009 10X	Y_R (360.074 nm)	0.38	1.00 (Ratio)	667719.94
6/17/2021 15:58:43	R2105843-009 10X	Zn (213.857 nm)	38.02	0.0003 (ppm)	-16.5290
6/17/2021 16:01:59	R2105843-009L 10X	Ag (328.068 nm)	23.87	-0.0003 u (ppm)	-143.6394
6/17/2021 16:01:59	R2105843-009L 10X	Al (237.312 nm)	65.27	0.0037 (ppm)	2.6317
6/17/2021 16:01:59	R2105843-009L 10X	As (188.980 nm)	> 100.00	-0.0017 u (ppm)	-0.0603
6/17/2021 16:01:59	R2105843-009L 10X	B (249.772 nm)	0.37	0.0344 (ppm)	1755.2264
6/17/2021 16:01:59	R2105843-009L 10X	Ba (230.424 nm)	1.13	0.0035 (ppm)	130.3467
6/17/2021 16:01:59	R2105843-009L 10X	Be (313.107 nm)	26.29	0.0000 (ppm)	-544.8120
6/17/2021 16:01:59	R2105843-009L 10X	Ca (317.933 nm)	0.16	3.4709 (ppm)	135670.0216
6/17/2021 16:01:59	R2105843-009L 10X	Cd (214.439 nm)	24.31	0.0002 (ppm)	17.5694
6/17/2021 16:01:59	R2105843-009L 10X	Co (230.786 nm)	19.47	-0.0002 u (ppm)	6.8458
6/17/2021 16:01:59	R2105843-009L 10X	Cr (267.716 nm)	66.77	0.0002 (ppm)	72.3779
6/17/2021 16:01:59	R2105843-009L 10X	Cu (327.395 nm)	> 100.00	-0.0001 u (ppm)	14.4630
6/17/2021 16:01:59	R2105843-009L 10X	Fe (234.350 nm)	0.16	0.2790 (ppm)	2471.8995
6/17/2021 16:01:59	R2105843-009L 10X	K (766.491 nm)	0.53	1.6936 (ppm)	5313.2098
6/17/2021 16:01:59	R2105843-009L 10X	Mg (279.078 nm)	0.26	1.2045 (ppm)	2699.0940
6/17/2021 16:01:59	R2105843-009L 10X	Mn (257.610 nm)	0.07	0.0129 (ppm)	3532.6248
6/17/2021 16:01:59	R2105843-009L 10X	Mo (202.032 nm)	41.43	-0.0014 u (ppm)	0.6059
6/17/2021 16:01:59	R2105843-009L 10X	Na (588.995 nm)	0.07	4.7448 (ppm)	171214.8633
6/17/2021 16:01:59	R2105843-009L 10X	Ni (230.299 nm)	> 100.00	0.0003 u (ppm)	-19.0065
6/17/2021 16:01:59	R2105843-009L 10X	Pb (220.353 nm)	> 100.00	-0.0016 u (ppm)	-1.3296
6/17/2021 16:01:59	R2105843-009L 10X	Sb (217.582 nm)	> 100.00	-0.0010 u (ppm)	5.1873
6/17/2021 16:01:59	R2105843-009L 10X	Se (196.026 nm)	> 100.00	0.0023 u (ppm)	1.3359
6/17/2021 16:01:59	R2105843-009L 10X	Sn (189.925 nm)	> 100.00	0.0002 u (ppm)	-1.0666
6/17/2021 16:01:59	R2105843-009L 10X	Sr (216.596 nm)	2.00	0.0180 (ppm)	149.3486
6/17/2021 16:01:59	R2105843-009L 10X	Ti (336.122 nm)	6.54	-0.0007 u (ppm)	-1199.7612
6/17/2021 16:01:59	R2105843-009L 10X	Tl (351.923 nm)	> 100.00	-0.0005 u (ppm)	7.7106
6/17/2021 16:01:59	R2105843-009L 10X	V (292.401 nm)	> 100.00	-0.0002 u (ppm)	38.6638
6/17/2021 16:01:59	R2105843-009L 10X	Y (360.074 nm)	0.24	1.00 (Ratio)	668262.19
6/17/2021 16:01:59	R2105643-009L 10X	Y_R (360.074 nm)	0.24	1.00 (Ratio)	668262.19

Date Time	Label	Element Label (nm)	%RSD	Unadjusted Conc	Intensity
6/17/2021 16:01:59	R2105843-009L 10X	Zn (213.857 nm)	> 100.00	-0.0001 u (ppm)	-30.8648
6/17/2021 16:05:13	R2105843-015	Ag (328.068 nm)	86.28	0.0000 u (ppm)	-125.2990
6/17/2021 16:05:13	R2105843-015	Al (237.312 nm)	72.72	0.0045 (ppm)	4.0937
6/17/2021 16:05:13	R2105843-015	As (188.980 nm)	70.90	-0.0023 u (ppm)	-0.6139
6/17/2021 16:05:13	R2105843-015	B (249.772 nm)	0.21	0.1287 (ppm)	6151.7633
6/17/2021 16:05:13	R2105843-015	Ba (230.424 nm)	0.10	0.1278 (ppm)	4701.1328
6/17/2021 16:05:13	R2105843-015	Be (313.107 nm)	40.17	0.0000 (ppm)	-546.2957
6/17/2021 16:05:13	R2105843-015	Ca (317.933 nm)	0.41	64.0651 o (ppm)	2461189.6682
6/17/2021 16:05:13	R2105843-015	Cd (214.439 nm)	> 100.00	0.0001 u (ppm)	15.0536
6/17/2021 16:05:13	R2105843-015	Co (230.786 nm)	9.19	0.0036 (ppm)	51.2781
6/17/2021 16:05:13	R2105843-015	Cr (267.716 nm)	3.83	-0.0012 u (ppm)	23.4071
6/17/2021 16:05:13	R2105843-015	Cu (327.395 nm)	2.94	0.0197 (ppm)	1176.5896
6/17/2021 16:05:13	R2105843-015	Fe (234.350 nm)	0.14	5.2968 (ppm)	46118.5445
6/17/2021 16:05:13	R2105843-015	K (766.491 nm)	0.13	11.6685 (ppm)	35961.0086
6/17/2021 16:05:13	R2105843-015	Mg (279.078 nm)	0.13	12.7578 (ppm)	28598.7446
6/17/2021 16:05:13	R2105843-015	Mn (257.610 nm)	0.21	0.6065 (ppm)	163724.6605
6/17/2021 16:05:13	R2105843-015	Mo (202.032 nm)	21.99	-0.0008 u (ppm)	2.7207
6/17/2021 16:05:13	R2105843-015	Na (588.995 nm)	0.42	17.4183 (ppm)	665360.6175
6/17/2021 16:05:13	R2105843-015	Ni (230.299 nm)	3.53	0.0231 (ppm)	210.5183
6/17/2021 16:05:13	R2105843-015	Pb (220.353 nm)	3.24	0.0126 (ppm)	31.0953
6/17/2021 16:05:13	R2105843-015	Sb (217.582 nm)	92.34	-0.0029 u (ppm)	3.1088
6/17/2021 16:05:13	R2105843-015	Se (196.026 nm)	> 100.00	-0.0018 u (ppm)	-0.9810
6/17/2021 16:05:13	R2105843-015	Sn (189.925 nm)	> 100.00	0.0006 u (ppm)	-0.7786
6/17/2021 16:05:13	R2105843-015	Sr (216.596 nm)	0.59	0.3393 (ppm)	2798.4664
6/17/2021 16:05:13	R2105843-015	Ti (336.122 nm)	4.43	0.0014 (ppm)	-787.1557
6/17/2021 16:05:13	R2105843-015	Tl (351.923 nm)	> 100.00	0.0004 u (ppm)	9.9465
6/17/2021 16:05:13	R2105843-015	V (292.401 nm)	> 100.00	0.0000 u (ppm)	44.7894
6/17/2021 16:05:13	R2105843-015	Y (360.074 nm)	0.27	1.00 (Ratio)	670767.29
6/17/2021 16:05:13	R2105843-015	Y_R (360.074 nm)	0.27	1.00 (Ratio)	670767.29
6/17/2021 16:05:13	R2105843-015	Zn (213.857 nm)	0.11	0.1026 (ppm)	3571.9015
6/17/2021 16:08:29	PBW-381319	Ag (328.068 nm)	77.91	-0.0003 u (ppm)	-142.1507
6/17/2021 16:08:29	PBW-381319	Al (237.312 nm)	66.64	0.0025 (ppm)	0.5740
6/17/2021 16:08:29	PBW-381319	As (188.980 nm)	> 100.00	-0.0037 u (ppm)	-1.6787
6/17/2021 16:08:29	PBW-381319	B (249.772 nm)	15.42	0.0010 (ppm)	203.0937
6/17/2021 16:08:29	PBW-381319	Ba (230.424 nm)	> 100.00	0.0000 u (ppm)	2.8509
6/17/2021 16:08:29	PBW-381319	Be (313.107 nm)	> 100.00	0.0000 u (ppm)	-573.3727
6/17/2021 16:08:29	PBW-381319	Ca (317.933 nm)	1.77	0.0082 (ppm)	2777.9796
6/17/2021 16:08:29	PBW-381319	Cd (214.439 nm)	> 100.00	-0.0001 u (ppm)	11.2409
6/17/2021 16:08:29	PBW-381319	Co (230.786 nm)	> 100.00	-0.0002 u (ppm)	6.2268
6/17/2021 16:08:29	PBW-381319	Cr (267.716 nm)	7.47	-0.0014 u (ppm)	14.4768
6/17/2021 16:08:29	PBW-381319	Cu (327.395 nm)	67.10	-0.0006 u (ppm)	-13.7852
6/17/2021 16:08:29	PBW-381319	Fe (234.350 nm)	4.00	-0.0032 u (ppm)	16.9164
6/17/2021 16:08:29	PBW-381319	K (766.491 nm)	75.44	-0.0040 u (ppm)	97.4249
6/17/2021 16:08:29	PBW-381319	Mg (279.078 nm)	> 100.00	-0.0005 u (ppm)	-2.0401
6/17/2021 16:08:29	PBW-381319	Mn (257.610 nm)	9.69	-0.0001 u (ppm)	40.2698
6/17/2021 16:08:29	PBW-381319	Mo (202.032 nm)	38.64	-0.0013 u (ppm)	0.9455
6/17/2021 16:08:29	PBW-381319	Na (588.995 nm)	28.84	0.0214 (ppm)	-12951.6807
6/17/2021 16:08:29	PBW-381319	Ni (230.299 nm)	> 100.00	-0.0002 u (ppm)	-23.8615
6/17/2021 16:08:29	PBW-381319	Pb (220.353 nm)	70.03	-0.0017 u (ppm)	-1.6446
6/17/2021 16:08:29	PBW-381319	Sb (217.582 nm)	42.90	-0.0039 u (ppm)	1.9065
6/17/2021 16:08:29	PBW-381319	Se (196.026 nm)	> 100.00	0.0014 u (ppm)	0.8312

Date Time	Label	Element Label (nm)	%RSD	Unadjusted Conc	Intensity
6/17/2021 16:08:29	PBW-381319	Sn (189.925 nm)	> 100.00	0.0007 u (ppm)	-0.7310
6/17/2021 16:08:29	PBW-381319	Sr (216.596 nm)	> 100.00	-0.0001 u (ppm)	-0.3267
6/17/2021 16:08:29	PBW-381319	Ti (336.122 nm)	3.24	0.0013 (ppm)	-809.1160
6/17/2021 16:08:29	PBW-381319	Tl (351.923 nm)	> 100.00	-0.0018 u (ppm)	4.5338
6/17/2021 16:08:29	PBW-381319	V (292.401 nm)	> 100.00	-0.0001 u (ppm)	41.1536
6/17/2021 16:08:29	PBW-381319	Y (360.074 nm)	0.13	1.01 (Ratio)	677810.23
6/17/2021 16:08:29	PBW-381319	Y_R (360.074 nm)	0.13	1.01 (Ratio)	677810.23
6/17/2021 16:08:29	PBW-381319	Zn (213.857 nm)	14.13	0.0003 (ppm)	-16.4582
6/17/2021 16:11:44	LCSW-381319	Ag (328.068 nm)	0.40	0.0474 (ppm)	3363.0274
6/17/2021 16:11:44	LCSW-381319	Al (237.312 nm)	0.26	1.9463 (ppm)	3528.1379
6/17/2021 16:11:44	LCSW-381319	As (188.980 nm)	1.84	0.0359 (ppm)	30.2715
6/17/2021 16:11:44	LCSW-381319	B (249.772 nm)	0.07	0.9773 (ppm)	45700.1267
6/17/2021 16:11:44	LCSW-381319	Ba (230.424 nm)	0.25	2.0167 (ppm)	74144.7768
6/17/2021 16:11:44	LCSW-381319	Be (313.107 nm)	0.09	0.0495 (ppm)	70277.0115
6/17/2021 16:11:44	LCSW-381319	Ca (317.933 nm)	0.04	2.0264 (ppm)	80230.4436
6/17/2021 16:11:44	LCSW-381319	Cd (214.439 nm)	0.20	0.0507 (ppm)	1016.5057
6/17/2021 16:11:44	LCSW-381319	Co (230.786 nm)	0.13	0.5036 (ppm)	5998.6089
6/17/2021 16:11:44	LCSW-381319	Cr (267.716 nm)	0.10	0.2017 (ppm)	7062.4259
6/17/2021 16:11:44	LCSW-381319	Cu (327.395 nm)	0.07	0.2410 (ppm)	14201.8341
6/17/2021 16:11:44	LCSW-381319	Fe (234.350 nm)	0.08	0.9940 (ppm)	8691.4415
6/17/2021 16:11:44	LCSW-381319	K (766.491 nm)	0.32	19.1121 (ppm)	58831.0693
6/17/2021 16:11:44	LCSW-381319	Mg (279.078 nm)	0.22	1.9482 (ppm)	4366.4705
6/17/2021 16:11:44	LCSW-381319	Mn (257.610 nm)	0.03	0.4930 (ppm)	133092.2604
6/17/2021 16:11:44	LCSW-381319	Mo (202.032 nm)	0.48	0.4829 (ppm)	1952.6786
6/17/2021 16:11:44	LCSW-381319	Na (588.995 nm)	0.51	19.5575 (ppm)	748768.1704
6/17/2021 16:11:44	LCSW-381319	Ni (230.299 nm)	0.08	0.5053 (ppm)	5054.3543
6/17/2021 16:11:44	LCSW-381319	Pb (220.353 nm)	0.43	0.4986 (ppm)	1143.6801
6/17/2021 16:11:44	LCSW-381319	Sb (217.582 nm)	0.33	0.4771 (ppm)	541.9207
6/17/2021 16:11:44	LCSW-381319	Se (196.026 nm)	0.12	0.9809 (ppm)	554.0960
6/17/2021 16:11:44	LCSW-381319	Sn (189.925 nm)	0.21	4.8290 (ppm)	3032.1218
6/17/2021 16:11:44	LCSW-381319	Sr (216.596 nm)	0.24	1.9526 (ppm)	16103.3990
6/17/2021 16:11:44	LCSW-381319	Ti (336.122 nm)	0.04	0.5027 (ppm)	100224.3617
6/17/2021 16:11:44	LCSW-381319	Tl (351.923 nm)	0.07	1.8192 (ppm)	4504.9526
6/17/2021 16:11:44	LCSW-381319	V (292.401 nm)	0.07	0.4919 (ppm)	14688.9443
6/17/2021 16:11:44	LCSW-381319	Y (360.074 nm)	0.26	1.01 (Ratio)	674658.76
6/17/2021 16:11:44	LCSW-381319	Y_R (360.074 nm)	0.26	1.01 (Ratio)	674658.76
6/17/2021 16:11:44	LCSW-381319	Zn (213.857 nm)	0.39	0.5049 (ppm)	17673.8913
6/17/2021 16:14:58	R2105684-002	Ag (328.068 nm)	23.52	-0.0003 u (ppm)	-144.8764
6/17/2021 16:14:58	R2105684-002	Al (237.312 nm)	1.14	0.1638 (ppm)	293.1879
6/17/2021 16:14:58	R2105684-002	As (188.980 nm)	> 100.00	-0.0004 u (ppm)	0.9555
6/17/2021 16:14:58	R2105684-002	B (249.772 nm)	0.41	0.0849 (ppm)	4109.0003
6/17/2021 16:14:58	R2105684-002	Ba (230.424 nm)	0.37	0.0326 (ppm)	1202.9572
6/17/2021 16:14:58	R2105684-002	Be (313.107 nm)	18.96	0.0000 (ppm)	-537.4686
6/17/2021 16:14:58	R2105684-002	Ca (317.933 nm)	0.19	83.8948 o (ppm)	3222224.0972
6/17/2021 16:14:58	R2105684-002	Cd (214.439 nm)	7.36	-0.0002 u (ppm)	9.4564
6/17/2021 16:14:58	R2105684-002	Co (230.786 nm)	> 100.00	0.0000 u (ppm)	9.1920
6/17/2021 16:14:58	R2105684-002	Cr (267.716 nm)	10.48	-0.0013 u (ppm)	20.4828
6/17/2021 16:14:58	R2105684-002	Cu (327.395 nm)	> 100.00	-0.0001 u (ppm)	14.8270
6/17/2021 16:14:58	R2105684-002	Fe (234.350 nm)	0.30	0.2670 (ppm)	2367.1378
6/17/2021 16:14:58	R2105684-002	K (766.491 nm)	0.78	1.1427 (ppm)	3620.5414
6/17/2021 16:14:58	R2105684-002	Mg (279.078 nm)	0.07	27.9153 (ppm)	62577.9999

Date Time	Label	Element Label (nm)	%RSD	Unadjusted Conc	Intensity
6/17/2021 16:14:58	R2105684-002	Mn (257.610 nm)	0.20	0.3226 (ppm)	87117.8843
6/17/2021 16:14:58	R2105684-002	Mo (202.032 nm)	> 100.00	-0.0003 u (ppm)	4.9419
6/17/2021 16:14:58	R2105684-002	Na (588.995 nm)	0.16	49.9424 (ppm)	1933489.1271
6/17/2021 16:14:58	R2105684-002	Ni (230.299 nm)	32.82	-0.0025 u (ppm)	-46.6742
6/17/2021 16:14:58	R2105684-002	Pb (220.353 nm)	50.51	-0.0031 u (ppm)	-4.9172
6/17/2021 16:14:58	R2105684-002	Sb (217.582 nm)	> 100.00	-0.0005 u (ppm)	5.7015
6/17/2021 16:14:58	R2105684-002	Se (196.026 nm)	34.57	0.0032 (ppm)	1.8361
6/17/2021 16:14:58	R2105684-002	Sn (189.925 nm)	> 100.00	0.0000 u (ppm)	-1.1862
6/17/2021 16:14:58	R2105684-002	Sr (216.596 nm)	0.55	0.4154 (ppm)	3426.2327
6/17/2021 16:14:58	R2105684-002	Ti (336.122 nm)	1.33	0.0031 (ppm)	-436.2290
6/17/2021 16:14:58	R2105684-002	Tl (351.923 nm)	> 100.00	0.0011 u (ppm)	11.5868
6/17/2021 16:14:58	R2105684-002	V (292.401 nm)	14.24	0.0004 (ppm)	56.3861
6/17/2021 16:14:58	R2105684-002	Y (360.074 nm)	0.38	1.00 (Ratio)	666697.96
6/17/2021 16:14:58	R2105684-002	Y_R (360.074 nm)	0.38	1.00 (Ratio)	666697.96
6/17/2021 16:14:58	R2105684-002	Zn (213.857 nm)	0.64	0.0023 (ppm)	53.1139
6/17/2021 16:18:13	Continuing Calibration Verification	Ag (328.068 nm)	0.10	0.4922 (ppm)	36059.8972
6/17/2021 16:18:13	Continuing Calibration Verification	Al (237.312 nm)	0.18	9.9368 (ppm)	18029.0524
6/17/2021 16:18:13	Continuing Calibration Verification	As (188.980 nm)	0.40	0.9875 (ppm)	799.4176
6/17/2021 16:18:13	Continuing Calibration Verification	B (249.772 nm)	0.28	2.5244 (ppm)	117798.2440
6/17/2021 16:18:13	Continuing Calibration Verification	Ba (230.424 nm)	0.16	10.1683 (ppm)	373823.6072
6/17/2021 16:18:13	Continuing Calibration Verification	Be (313.107 nm)	0.33	0.2511 (ppm)	358596.5388
6/17/2021 16:18:13	Continuing Calibration Verification	Ca (317.933 nm)	0.23	25.3852 (ppm)	976708.4935
6/17/2021 16:18:13	Continuing Calibration Verification	Cd (214.439 nm)	0.44	0.4981 (ppm)	9867.2415
6/17/2021 16:18:13	Continuing Calibration Verification	Co (230.786 nm)	0.23	2.5234 (ppm)	30019.6423
6/17/2021 16:18:13	Continuing Calibration Verification	Cr (267.716 nm)	0.26	0.5152 (ppm)	17934.8116
6/17/2021 16:18:13	Continuing Calibration Verification	Cu (327.395 nm)	0.11	1.2331 (ppm)	72575.4362
6/17/2021 16:18:13	Continuing Calibration Verification	Fe (234.350 nm)	0.19	5.0719 (ppm)	44162.3890
6/17/2021 16:18:13	Continuing Calibration Verification	K (766.491 nm)	0.20	24.9391 (ppm)	76734.3727
6/17/2021 16:18:13	Continuing Calibration Verification	Mg (279.078 nm)	0.23	25.1241 (ppm)	56320.9436
6/17/2021 16:18:13	Continuing Calibration Verification	Mn (257.610 nm)	0.22	0.7560 (ppm)	204061.1849
6/17/2021 16:18:13	Continuing Calibration Verification	Mo (202.032 nm)	0.24	2.5160 (ppm)	10147.6931
6/17/2021 16:18:13	Continuing Calibration Verification	Na (588.995 nm)	0.30	25.4410 (ppm)	978169.9220
6/17/2021 16:18:13	Continuing Calibration Verification	Ni (230.299 nm)	0.21	2.0039 (ppm)	20108.4784
6/17/2021 16:18:13	Continuing Calibration Verification	Pb (220.353 nm)	0.44	0.5031 (ppm)	1153.9509
6/17/2021 16:18:13	Continuing Calibration Verification	Sb (217.582 nm)	0.35	4.9463 (ppm)	5559.4505
6/17/2021 16:18:13	Continuing Calibration Verification	Se (196.026 nm)	1.83	0.4870 (ppm)	275.0959
6/17/2021 16:18:13	Continuing Calibration Verification	Sn (189.925 nm)	0.26	5.0100 (ppm)	3145.8705
6/17/2021 16:18:13	Continuing Calibration Verification	Sr (216.596 nm)	0.43	2.5472 (ppm)	21007.6287
6/17/2021 16:18:13	Continuing Calibration Verification	Ti (336.122 nm)	0.15	2.5679 (ppm)	516298.9373
6/17/2021 16:18:13	Continuing Calibration Verification	Tl (351.923 nm)	0.24	0.9840 (ppm)	2440.8603
6/17/2021 16:18:13	Continuing Calibration Verification	V (292.401 nm)	0.25	2.5466 (ppm)	75863.9082
6/17/2021 16:18:13	Continuing Calibration Verification	Y (360.074 nm)	0.30	0.98 (Ratio)	658157.47
6/17/2021 16:18:13	Continuing Calibration Verification	Y_R (360.074 nm)	0.30	0.98 (Ratio)	658157.47
6/17/2021 16:18:13	Continuing Calibration Verification	Zn (213.857 nm)	0.13	0.9919 (ppm)	34752.1120
6/17/2021 16:21:27	Continuing Calibration Blank	Ag (328.068 nm)	96.52	-0.0002 u (ppm)	-133.6797
6/17/2021 16:21:27	Continuing Calibration Blank	Al (237.312 nm)	36.09	0.0028 (ppm)	1.1431
6/17/2021 16:21:27	Continuing Calibration Blank	As (188.980 nm)	26.96	-0.0041 u (ppm)	-2.0326
6/17/2021 16:21:27	Continuing Calibration Blank	B (249.772 nm)	62.95	0.0009 (ppm)	197.6106
6/17/2021 16:21:27	Continuing Calibration Blank	Ba (230.424 nm)	92.84	0.0001 u (ppm)	8.4298
6/17/2021 16:21:27	Continuing Calibration Blank	Be (313.107 nm)	> 100.00	0.0000 u (ppm)	-571.4560
6/17/2021 16:21:27	Continuing Calibration Blank	Ca (317.933 nm)	3.46	0.0042 (ppm)	2621.1627

Date Time	Label	Element Label (nm)	%RSD	Unadjusted Conc	Intensity
6/17/2021 16:21:27	Continuing Calibration Blank	Cd (214.439 nm)	22.04	0.0002 (ppm)	17.3273
6/17/2021 16:21:27	Continuing Calibration Blank	Co (230.786 nm)	> 100.00	-0.0002 u (ppm)	6.8544
6/17/2021 16:21:27	Continuing Calibration Blank	Cr (267.716 nm)	94.57	0.0001 (ppm)	67.0742
6/17/2021 16:21:27	Continuing Calibration Blank	Cu (327.395 nm)	> 100.00	-0.0002 u (ppm)	6.6276
6/17/2021 16:21:27	Continuing Calibration Blank	Fe (234.350 nm)	32.61	0.0012 (ppm)	55.3247
6/17/2021 16:21:27	Continuing Calibration Blank	K (766.491 nm)	18.09	0.0324 (ppm)	209.1752
6/17/2021 16:21:27	Continuing Calibration Blank	Mg (279.078 nm)	79.12	0.0012 (ppm)	1.7823
6/17/2021 16:21:27	Continuing Calibration Blank	Mn (257.610 nm)	> 100.00	0.0000 (ppm)	66.8518
6/17/2021 16:21:27	Continuing Calibration Blank	Mo (202.032 nm)	> 100.00	0.0006 u (ppm)	8.4819
6/17/2021 16:21:27	Continuing Calibration Blank	Na (588.995 nm)	34.81	0.0122 (ppm)	-13312.4487
6/17/2021 16:21:27	Continuing Calibration Blank	Ni (230.299 nm)	> 100.00	0.0003 u (ppm)	-18.7351
6/17/2021 16:21:27	Continuing Calibration Blank	Pb (220.353 nm)	> 100.00	0.0006 u (ppm)	3.6120
6/17/2021 16:21:27	Continuing Calibration Blank	Sb (217.582 nm)	> 100.00	-0.0015 u (ppm)	4.6021
6/17/2021 16:21:27	Continuing Calibration Blank	Se (196.026 nm)	> 100.00	0.0006 u (ppm)	0.4089
6/17/2021 16:21:27	Continuing Calibration Blank	Sn (189.925 nm)	> 100.00	0.0007 u (ppm)	-0.7529
6/17/2021 16:21:27	Continuing Calibration Blank	Sr (216.596 nm)	90.13	-0.0003 u (ppm)	-2.1368
6/17/2021 16:21:27	Continuing Calibration Blank	Ti (336.122 nm)	29.70	0.0006 (ppm)	-949.9779
6/17/2021 16:21:27	Continuing Calibration Blank	Tl (351.923 nm)	97.82	-0.0021 u (ppm)	3.6581
6/17/2021 16:21:27	Continuing Calibration Blank	V (292.401 nm)	> 100.00	0.0001 u (ppm)	47.1650
6/17/2021 16:21:27	Continuing Calibration Blank	Y (360.074 nm)	0.38	0.99 (Ratio)	664395.53
6/17/2021 16:21:27	Continuing Calibration Blank	Y_R (360.074 nm)	0.38	0.99 (Ratio)	664395.53
6/17/2021 16:21:27	Continuing Calibration Blank	Zn (213.857 nm)	36.44	-0.0002 u (ppm)	-33.1359
6/17/2021 16:24:42	R2105684-003	Ag (328.068 nm)	17.73	-0.0003 u (ppm)	-140.5281
6/17/2021 16:24:42	R2105684-003	Al (237.312 nm)	0.49	0.3202 (ppm)	577.1533
6/17/2021 16:24:42	R2105684-003	As (188.980 nm)	> 100.00	-0.0033 u (ppm)	-1.3929
6/17/2021 16:24:42	R2105684-003	B (249.772 nm)	0.61	0.0158 (ppm)	888.5390
6/17/2021 16:24:42	R2105684-003	Ba (230.424 nm)	0.13	0.0268 (ppm)	989.2921
6/17/2021 16:24:42	R2105684-003	Be (313.107 nm)	29.18	0.0000 (ppm)	-546.9566
6/17/2021 16:24:42	R2105684-003	Ca (317.933 nm)	0.24	49.3487 (ppm)	1896394.7189
6/17/2021 16:24:42	R2105684-003	Cd (214.439 nm)	> 100.00	-0.0001 u (ppm)	11.3137
6/17/2021 16:24:42	R2105684-003	Co (230.786 nm)	> 100.00	0.0001 u (ppm)	10.5131
6/17/2021 16:24:42	R2105684-003	Cr (267.716 nm)	14.77	-0.0010 u (ppm)	29.7890
6/17/2021 16:24:42	R2105684-003	Cu (327.395 nm)	> 100.00	-0.0001 u (ppm)	15.3968
6/17/2021 16:24:42	R2105684-003	Fe (234.350 nm)	0.01	0.3286 (ppm)	2903.3225
6/17/2021 16:24:42	R2105684-003	K (766.491 nm)	0.31	1.0192 (ppm)	3241.3182
6/17/2021 16:24:42	R2105684-003	Mg (279.078 nm)	0.10	15.7409 (ppm)	35286.0838
6/17/2021 16:24:42	R2105684-003	Mn (257.610 nm)	0.18	0.3277 (ppm)	88487.6364
6/17/2021 16:24:42	R2105684-003	Mo (202.032 nm)	15.36	-0.0013 u (ppm)	0.8921
6/17/2021 16:24:42	R2105684-003	Na (588.995 nm)	0.03	10.3188 (ppm)	388548.4528
6/17/2021 16:24:42	R2105684-003	Ni (230.299 nm)	14.50	-0.0032 u (ppm)	-54.3096
6/17/2021 16:24:42	R2105684-003	Pb (220.353 nm)	37.55	-0.0021 u (ppm)	-2.6479
6/17/2021 16:24:42	R2105684-003	Sb (217.582 nm)	> 100.00	-0.0004 u (ppm)	5.8885
6/17/2021 16:24:42	R2105684-003	Se (196.026 nm)	> 100.00	-0.0012 u (ppm)	-0.6201
6/17/2021 16:24:42	R2105684-003	Sn (189.925 nm)	> 100.00	0.0000 u (ppm)	-1.1564
6/17/2021 16:24:42	R2105684-003	Sr (216.596 nm)	0.80	0.0923 (ppm)	761.5905
6/17/2021 16:24:42	R2105684-003	Ti (336.122 nm)	10.02	0.0063 (ppm)	213.6400
6/17/2021 16:24:42	R2105684-003	Tl (351.923 nm)	> 100.00	-0.0020 u (ppm)	4.1201
6/17/2021 16:24:42	R2105684-003	V (292.401 nm)	60.33	0.0005 (ppm)	58.8943
6/17/2021 16:24:42	R2105684-003	Y (360.074 nm)	0.16	1.00 (Ratio)	670852.16
6/17/2021 16:24:42	R2105684-003	Y_R (360.074 nm)	0.16	1.00 (Ratio)	670852.16
6/17/2021 16:24:42	R2105684-003	Zn (213.857 nm)	2.71	0.0054 (ppm)	162.7985

Date Time	Label	Element Label (nm)	%RSD	Unadjusted Conc	Intensity
6/17/2021 16:27:58	R2105684-004	Ag (328.068 nm)	42.91	-0.0003 u (ppm)	-141.3032
6/17/2021 16:27:58	R2105684-004	Al (237.312 nm)	11.65	0.0218 (ppm)	35.5413
6/17/2021 16:27:58	R2105684-004	As (188.980 nm)	80.97	-0.0030 u (ppm)	-1.1830
6/17/2021 16:27:58	R2105684-004	B (249.772 nm)	0.12	0.2128 (ppm)	10070.6225
6/17/2021 16:27:58	R2105684-004	Ba (230.424 nm)	0.85	0.0243 (ppm)	897.2758
6/17/2021 16:27:58	R2105684-004	Be (313.107 nm)	45.62	0.0000 (ppm)	-555.1157
6/17/2021 16:27:58	R2105684-004	Ca (317.933 nm)	0.10	50.4615 (ppm)	1939101.0221
6/17/2021 16:27:58	R2105684-004	Cd (214.439 nm)	31.63	-0.0001 u (ppm)	10.4320
6/17/2021 16:27:58	R2105684-004	Co (230.786 nm)	> 100.00	0.0001 u (ppm)	9.6488
6/17/2021 16:27:58	R2105684-004	Cr (267.716 nm)	10.35	-0.0014 u (ppm)	15.9365
6/17/2021 16:27:58	R2105684-004	Cu (327.395 nm)	> 100.00	0.0001 u (ppm)	28.5648
6/17/2021 16:27:58	R2105684-004	Fe (234.350 nm)	0.36	0.2247 (ppm)	1999.0039
6/17/2021 16:27:58	R2105684-004	K (766.491 nm)	0.67	0.8902 (ppm)	2844.9822
6/17/2021 16:27:58	R2105684-004	Mg (279.078 nm)	0.07	16.7354 (ppm)	37515.5885
6/17/2021 16:27:58	R2105684-004	Mn (257.610 nm)	0.06	0.2157 (ppm)	58266.1987
6/17/2021 16:27:58	R2105684-004	Mo (202.032 nm)	47.63	-0.0011 u (ppm)	1.6221
6/17/2021 16:27:58	R2105684-004	Na (588.995 nm)	0.35	83.4659 o (ppm)	3240583.2769
6/17/2021 16:27:58	R2105684-004	Ni (230.299 nm)	12.20	-0.0031 u (ppm)	-53.4526
6/17/2021 16:27:58	R2105684-004	Pb (220.353 nm)	81.40	-0.0025 u (ppm)	-3.3796
6/17/2021 16:27:58	R2105684-004	Sb (217.582 nm)	> 100.00	-0.0015 u (ppm)	4.6439
6/17/2021 16:27:58	R2105684-004	Se (196.026 nm)	13.14	-0.0039 u (ppm)	-2.1392
6/17/2021 16:27:58	R2105684-004	Sn (189.925 nm)	> 100.00	-0.0009 u (ppm)	-1.7595
6/17/2021 16:27:58	R2105684-004	Sr (216.596 nm)	0.33	0.2814 (ppm)	2321.4062
6/17/2021 16:27:58	R2105684-004	Ti (336.122 nm)	3.57	0.0019 (ppm)	-677.4837
6/17/2021 16:27:58	R2105684-004	Tl (351.923 nm)	> 100.00	-0.0039 u (ppm)	-0.6465
6/17/2021 16:27:58	R2105684-004	V (292.401 nm)	51.74	-0.0002 u (ppm)	38.2814
6/17/2021 16:27:58	R2105684-004	Y (360.074 nm)	0.19	1.01 (Ratio)	673839.78
6/17/2021 16:27:58	R2105684-004	Y_R (360.074 nm)	0.19	1.01 (Ratio)	673839.78
6/17/2021 16:27:58	R2105684-004	Zn (213.857 nm)	4.09	0.0026 (ppm)	62.8498
6/17/2021 16:31:14	R2105684-005	Ag (328.068 nm)	59.84	-0.0001 u (ppm)	-132.4401
6/17/2021 16:31:14	R2105684-005	Al (237.312 nm)	0.60	0.3772 (ppm)	680.6184
6/17/2021 16:31:14	R2105684-005	As (188.980 nm)	20.46	-0.0063 u (ppm)	-3.8165
6/17/2021 16:31:14	R2105684-005	B (249.772 nm)	1.49	0.0116 (ppm)	693.4158
6/17/2021 16:31:14	R2105684-005	Ba (230.424 nm)	0.47	0.0173 (ppm)	639.0258
6/17/2021 16:31:14	R2105684-005	Be (313.107 nm)	4.37	0.0000 (ppm)	-544.7792
6/17/2021 16:31:14	R2105684-005	Ca (317.933 nm)	0.30	14.3661 (ppm)	553813.0220
6/17/2021 16:31:14	R2105684-005	Cd (214.439 nm)	> 100.00	0.0000 u (ppm)	12.5341
6/17/2021 16:31:14	R2105684-005	Co (230.786 nm)	26.72	-0.0001 u (ppm)	7.1491
6/17/2021 16:31:14	R2105684-005	Cr (267.716 nm)	> 100.00	-0.0001 u (ppm)	59.5527
6/17/2021 16:31:14	R2105684-005	Cu (327.395 nm)	> 100.00	0.0005 u (ppm)	47.2426
6/17/2021 16:31:14	R2105684-005	Fe (234.350 nm)	0.32	0.4187 (ppm)	3686.6295
6/17/2021 16:31:14	R2105684-005	K (766.491 nm)	0.45	1.6349 (ppm)	5132.9541
6/17/2021 16:31:14	R2105684-005	Mg (279.078 nm)	0.41	3.2225 (ppm)	7222.9675
6/17/2021 16:31:14	R2105684-005	Mn (257.610 nm)	0.54	0.0082 (ppm)	2278.2209
6/17/2021 16:31:14	R2105684-005	Mo (202.032 nm)	91.40	0.0003 (ppm)	7.4243
6/17/2021 16:31:14	R2105684-005	Na (588.995 nm)	0.21	9.7238 (ppm)	365347.8818
6/17/2021 16:31:14	R2105684-005	Ni (230.299 nm)	4.69	-0.0021 u (ppm)	-42.5657
6/17/2021 16:31:14	R2105684-005	Pb (220.353 nm)	16.95	-0.0013 u (ppm)	-0.6695
6/17/2021 16:31:14	R2105684-005	Sb (217.582 nm)	> 100.00	-0.0004 u (ppm)	5.8808
6/17/2021 16:31:14	R2105684-005	Se (196.026 nm)	> 100.00	-0.0022 u (ppm)	-1.1913
6/17/2021 16:31:14	R2105684-005	Sn (189.925 nm)	> 100.00	-0.0007 u (ppm)	-1.6117

Date Time	Label	Element Label (nm)	%RSD	Unadjusted Conc	Intensity
6/17/2021 16:31:14	R2105684-005	Sr (216.596 nm)	1.36	0.0547 (ppm)	452.0582
6/17/2021 16:31:14	R2105684-005	Ti (336.122 nm)	3.86	0.0049 (ppm)	-65.9989
6/17/2021 16:31:14	R2105684-005	Tl (351.923 nm)	> 100.00	0.0002 u (ppm)	9.3700
6/17/2021 16:31:14	R2105684-005	V (292.401 nm)	6.73	0.0018 (ppm)	99.2430
6/17/2021 16:31:14	R2105684-005	Y (360.074 nm)	0.41	1.02 (Ratio)	680045.30
6/17/2021 16:31:14	R2105684-005	Y_R (360.074 nm)	0.41	1.02 (Ratio)	680045.30
6/17/2021 16:31:14	R2105684-005	Zn (213.857 nm)	5.70	0.0016 (ppm)	27.8263
6/17/2021 16:34:28	R2105684-006	Ag (328.068 nm)	39.45	-0.0001 u (ppm)	-131.1435
6/17/2021 16:34:28	R2105684-006	Al (237.312 nm)	0.22	0.7144 (ppm)	1292.5353
6/17/2021 16:34:28	R2105684-006	As (188.980 nm)	29.46	-0.0020 u (ppm)	-0.3126
6/17/2021 16:34:28	R2105684-006	B (249.772 nm)	0.37	0.0256 (ppm)	1345.8878
6/17/2021 16:34:28	R2105684-006	Ba (230.424 nm)	0.32	0.0283 (ppm)	1042.6741
6/17/2021 16:34:28	R2105684-006	Be (313.107 nm)	47.59	0.0000 (ppm)	-527.9258
6/17/2021 16:34:28	R2105684-006	Ca (317.933 nm)	0.21	57.7605 o (ppm)	2219225.7889
6/17/2021 16:34:28	R2105684-006	Cd (214.439 nm)	> 100.00	-0.0001 u (ppm)	11.6873
6/17/2021 16:34:28	R2105684-006	Co (230.786 nm)	> 100.00	0.0003 u (ppm)	12.9172
6/17/2021 16:34:28	R2105684-006	Cr (267.716 nm)	32.92	-0.0004 u (ppm)	48.7517
6/17/2021 16:34:28	R2105684-006	Cu (327.395 nm)	13.79	0.0008 (ppm)	68.2766
6/17/2021 16:34:28	R2105684-006	Fe (234.350 nm)	0.15	0.8352 (ppm)	7310.1403
6/17/2021 16:34:28	R2105684-006	K (766.491 nm)	0.58	1.0448 (ppm)	3319.9377
6/17/2021 16:34:28	R2105684-006	Mg (279.078 nm)	0.09	14.3244 (ppm)	32110.6951
6/17/2021 16:34:28	R2105684-006	Mn (257.610 nm)	0.12	0.4476 (ppm)	120836.4148
6/17/2021 16:34:28	R2105684-006	Mo (202.032 nm)	76.49	-0.0010 u (ppm)	2.1392
6/17/2021 16:34:28	R2105684-006	Na (588.995 nm)	0.32	15.2328 (ppm)	580145.0280
6/17/2021 16:34:28	R2105684-006	Ni (230.299 nm)	13.74	-0.0024 u (ppm)	-46.1427
6/17/2021 16:34:28	R2105684-006	Pb (220.353 nm)	68.49	-0.0010 u (ppm)	-0.1050
6/17/2021 16:34:28	R2105684-006	Sb (217.582 nm)	> 100.00	-0.0026 u (ppm)	3.3580
6/17/2021 16:34:28	R2105684-006	Se (196.026 nm)	> 100.00	-0.0012 u (ppm)	-0.6140
6/17/2021 16:34:28	R2105684-006	Sn (189.925 nm)	> 100.00	0.0006 u (ppm)	-0.7933
6/17/2021 16:34:28	R2105684-006	Sr (216.596 nm)	0.78	0.0872 (ppm)	719.4048
6/17/2021 16:34:28	R2105684-006	Ti (336.122 nm)	4.19	0.0088 (ppm)	716.1570
6/17/2021 16:34:28	R2105684-006	Tl (351.923 nm)	> 100.00	-0.0033 u (ppm)	0.7171
6/17/2021 16:34:28	R2105684-006	V (292.401 nm)	11.10	0.0010 (ppm)	75.0068
6/17/2021 16:34:28	R2105684-006	Y (360.074 nm)	0.33	1.01 (Ratio)	676282.23
6/17/2021 16:34:28	R2105684-006	Y_R (360.074 nm)	0.33	1.01 (Ratio)	676282.23
6/17/2021 16:34:28	R2105684-006	Zn (213.857 nm)	2.56	0.0064 (ppm)	196.7988
6/17/2021 16:37:43	R2105684-007	Ag (328.068 nm)	83.93	-0.0002 u (ppm)	-134.5501
6/17/2021 16:37:43	R2105684-007	Al (237.312 nm)	2.42	0.0383 (ppm)	65.4576
6/17/2021 16:37:43	R2105684-007	As (188.980 nm)	> 100.00	0.0020 u (ppm)	2.9135
6/17/2021 16:37:43	R2105684-007	B (249.772 nm)	0.64	0.0468 (ppm)	2334.7125
6/17/2021 16:37:43	R2105684-007	Ba (230.424 nm)	0.61	0.0336 (ppm)	1239.2844
6/17/2021 16:37:43	R2105684-007	Be (313.107 nm)	22.56	0.0000 (ppm)	-548.0522
6/17/2021 16:37:43	R2105684-007	Ca (317.933 nm)	0.58	61.3204 o (ppm)	2355849.4835
6/17/2021 16:37:43	R2105684-007	Cd (214.439 nm)	> 100.00	-0.0001 u (ppm)	11.2279
6/17/2021 16:37:43	R2105684-007	Co (230.786 nm)	78.13	-0.0003 u (ppm)	5.4818
6/17/2021 16:37:43	R2105684-007	Cr (267.716 nm)	3.14	-0.0014 u (ppm)	14.4214
6/17/2021 16:37:43	R2105684-007	Cu (327.395 nm)	30.42	-0.0004 u (ppm)	-3.7636
6/17/2021 16:37:43	R2105684-007	Fe (234.350 nm)	0.31	0.4199 (ppm)	3697.1049
6/17/2021 16:37:43	R2105684-007	K (766.491 nm)	0.72	0.9841 (ppm)	3133.4284
6/17/2021 16:37:43	R2105684-007	Mg (279.078 nm)	0.33	22.4794 (ppm)	50392.0158
6/17/2021 16:37:43	R2105684-007	Mn (257.610 nm)	0.34	0.6236 (ppm)	168353.0522

Date Time	Label	Element Label (nm)	%RSD	Unadjusted Conc	Intensity
6/17/2021 16:37:43	R2105684-007	Mo (202.032 nm)	99.57	-0.0008 u (ppm)	2.7658
6/17/2021 16:37:43	R2105684-007	Na (588.995 nm)	0.62	31.0865 (ppm)	1198289.1741
6/17/2021 16:37:43	R2105684-007	Ni (230.299 nm)	7.43	-0.0043 u (ppm)	-65.4297
6/17/2021 16:37:43	R2105684-007	Pb (220.353 nm)	70.01	-0.0022 u (ppm)	-2.8299
6/17/2021 16:37:43	R2105684-007	Sb (217.582 nm)	58.70	-0.0035 u (ppm)	2.4089
6/17/2021 16:37:43	R2105684-007	Se (196.026 nm)	> 100.00	-0.0019 u (ppm)	-1.0174
6/17/2021 16:37:43	R2105684-007	Sn (189.925 nm)	> 100.00	-0.0005 u (ppm)	-1.5227
6/17/2021 16:37:43	R2105684-007	Sr (216.596 nm)	0.22	0.2588 (ppm)	2135.1924
6/17/2021 16:37:43	R2105684-007	Ti (336.122 nm)	2.49	0.0015 (ppm)	-757.8188
6/17/2021 16:37:43	R2105684-007	Tl (351.923 nm)	> 100.00	-0.0001 u (ppm)	8.7868
6/17/2021 16:37:43	R2105684-007	V (292.401 nm)	73.80	-0.0003 u (ppm)	35.1259
6/17/2021 16:37:43	R2105684-007	Y (360.074 nm)	0.66	1.00 (Ratio)	669823.23
6/17/2021 16:37:43	R2105684-007	Y_R (360.074 nm)	0.66	1.00 (Ratio)	669823.23
6/17/2021 16:37:43	R2105684-007	Zn (213.857 nm)	0.78	0.0206 (ppm)	694.1819
6/17/2021 16:40:58	R2105684-008	Ag (328.068 nm)	28.16	-0.0002 u (ppm)	-133.5954
6/17/2021 16:40:58	R2105684-008	Al (237.312 nm)	1.33	0.3657 (ppm)	659.6879
6/17/2021 16:40:58	R2105684-008	As (188.980 nm)	58.17	-0.0013 u (ppm)	0.2207
6/17/2021 16:40:58	R2105684-008	B (249.772 nm)	0.77	0.0367 (ppm)	1864.0311
6/17/2021 16:40:58	R2105684-008	Ba (230.424 nm)	1.17	0.0227 (ppm)	838.6329
6/17/2021 16:40:58	R2105684-008	Be (313.107 nm)	32.21	0.0000 (ppm)	-551.5391
6/17/2021 16:40:58	R2105684-008	Ca (317.933 nm)	0.63	59.3317 o (ppm)	2279527.6884
6/17/2021 16:40:58	R2105684-008	Cd (214.439 nm)	50.91	-0.0002 u (ppm)	9.6234
6/17/2021 16:40:58	R2105684-008	Co (230.786 nm)	51.40	-0.0002 u (ppm)	6.5861
6/17/2021 16:40:58	R2105684-008	Cr (267.716 nm)	7.91	-0.0004 u (ppm)	50.8428
6/17/2021 16:40:58	R2105684-008	Cu (327.395 nm)	> 100.00	-0.0001 u (ppm)	16.9351
6/17/2021 16:40:58	R2105684-008	Fe (234.350 nm)	0.57	0.4512 (ppm)	3969.9247
6/17/2021 16:40:58	R2105684-008	K (766.491 nm)	0.60	1.8141 (ppm)	5683.5355
6/17/2021 16:40:58	R2105684-008	Mg (279.078 nm)	0.69	21.0937 (ppm)	47285.6705
6/17/2021 16:40:58	R2105684-008	Mn (257.610 nm)	0.68	0.0187 (ppm)	5104.8646
6/17/2021 16:40:58	R2105684-008	Mo (202.032 nm)	58.83	-0.0008 u (ppm)	2.6710
6/17/2021 16:40:58	R2105684-008	Na (588.995 nm)	0.98	17.2095 (ppm)	657217.5838
6/17/2021 16:40:58	R2105684-008	Ni (230.299 nm)	16.94	-0.0023 u (ppm)	-45.2588
6/17/2021 16:40:58	R2105684-008	Pb (220.353 nm)	> 100.00	-0.0014 u (ppm)	-0.9633
6/17/2021 16:40:58	R2105684-008	Sb (217.582 nm)	66.45	-0.0029 u (ppm)	3.0760
6/17/2021 16:40:58	R2105684-008	Se (196.026 nm)	> 100.00	0.0009 u (ppm)	0.5647
6/17/2021 16:40:58	R2105684-008	Sn (189.925 nm)	> 100.00	0.0003 u (ppm)	-1.0131
6/17/2021 16:40:58	R2105684-008	Sr (216.596 nm)	1.01	0.1267 (ppm)	1045.4338
6/17/2021 16:40:58	R2105684-008	Ti (336.122 nm)	2.65	0.0043 (ppm)	-194.9370
6/17/2021 16:40:58	R2105684-008	Tl (351.923 nm)	> 100.00	-0.0037 u (ppm)	-0.2486
6/17/2021 16:40:58	R2105684-008	V (292.401 nm)	32.29	0.0005 (ppm)	59.9640
6/17/2021 16:40:58	R2105684-008	Y (360.074 nm)	0.84	1.01 (Ratio)	673754.96
6/17/2021 16:40:58	R2105684-008	Y_R (360.074 nm)	0.84	1.01 (Ratio)	673754.96
6/17/2021 16:40:58	R2105684-008	Zn (213.857 nm)	1.60	0.0023 (ppm)	54.5205
6/17/2021 16:44:12	R2105684-009	Ag (328.068 nm)	96.35	-0.0001 u (ppm)	-130.8830
6/17/2021 16:44:12	R2105684-009	Al (237.312 nm)	1.04	2.1022 (ppm)	3810.9539
6/17/2021 16:44:12	R2105684-009	As (188.980 nm)	> 100.00	0.0039 u (ppm)	4.4571
6/17/2021 16:44:12	R2105684-009	B (249.772 nm)	0.70	0.0581 (ppm)	2861.0084
6/17/2021 16:44:12	R2105684-009	Ba (230.424 nm)	0.33	0.1898 (ppm)	6981.7616
6/17/2021 16:44:12	R2105684-009	Be (313.107 nm)	5.50	0.0001 (ppm)	-421.2170
6/17/2021 16:44:12	R2105684-009	Ca (317.933 nm)	0.41	37.1241 (ppm)	1427232.4393
6/17/2021 16:44:12	R2105684-009	Cd (214.439 nm)	> 100.00	-0.0001 u (ppm)	11.4654

Date Time	Label	Element Label (nm)	%RSD	Unadjusted Conc	Intensity
6/17/2021 16:44:12	R2105684-009	Co (230.786 nm)	49.59	0.0006 (ppm)	15.8920
6/17/2021 16:44:12	R2105684-009	Cr (267.716 nm)	11.83	0.0006 (ppm)	86.3150
6/17/2021 16:44:12	R2105684-009	Cu (327.395 nm)	6.63	0.0012 (ppm)	92.3975
6/17/2021 16:44:12	R2105684-009	Fe (234.350 nm)	0.29	2.4615 (ppm)	21456.1479
6/17/2021 16:44:12	R2105684-009	K (766.491 nm)	0.37	1.5861 (ppm)	4983.1208
6/17/2021 16:44:12	R2105684-009	Mg (279.078 nm)	0.31	11.9497 (ppm)	26787.2855
6/17/2021 16:44:12	R2105684-009	Mn (257.610 nm)	0.30	0.5514 (ppm)	148862.4143
6/17/2021 16:44:12	R2105684-009	Mo (202.032 nm)	38.30	-0.0013 u (ppm)	0.8076
6/17/2021 16:44:12	R2105684-009	Na (588.995 nm)	0.39	13.6027 (ppm)	516590.0561
6/17/2021 16:44:12	R2105684-009	Ni (230.299 nm)	8.68	-0.0038 u (ppm)	-59.9880
6/17/2021 16:44:12	R2105684-009	Pb (220.353 nm)	> 100.00	0.0005 u (ppm)	3.4016
6/17/2021 16:44:12	R2105684-009	Sb (217.582 nm)	72.10	-0.0021 u (ppm)	3.9175
6/17/2021 16:44:12	R2105684-009	Se (196.026 nm)	> 100.00	0.0007 u (ppm)	0.4227
6/17/2021 16:44:12	R2105684-009	Sn (189.925 nm)	54.70	-0.0017 u (ppm)	-2.2656
6/17/2021 16:44:12	R2105684-009	Sr (216.596 nm)	1.10	0.1040 (ppm)	858.5119
6/17/2021 16:44:12	R2105684-009	Ti (336.122 nm)	7.28	0.0513 (ppm)	9279.5056
6/17/2021 16:44:12	R2105684-009	Tl (351.923 nm)	72.30	-0.0043 u (ppm)	-1.7832
6/17/2021 16:44:12	R2105684-009	V (292.401 nm)	6.69	0.0033 (ppm)	141.9018
6/17/2021 16:44:12	R2105684-009	Y (360.074 nm)	0.40	1.03 (Ratio)	686636.64
6/17/2021 16:44:12	R2105684-009	Y_R (360.074 nm)	0.40	1.03 (Ratio)	686636.64
6/17/2021 16:44:12	R2105684-009	Zn (213.857 nm)	0.51	0.0046 (ppm)	134.8120
6/17/2021 16:47:27	R2105684-010	Ag (328.068 nm)	51.68	-0.0001 u (ppm)	-127.4753
6/17/2021 16:47:27	R2105684-010	Al (237.312 nm)	0.78	0.2360 (ppm)	424.2910
6/17/2021 16:47:27	R2105684-010	As (188.980 nm)	88.98	-0.0029 u (ppm)	-1.0830
6/17/2021 16:47:27	R2105684-010	B (249.772 nm)	0.37	0.0179 (ppm)	989.5855
6/17/2021 16:47:27	R2105684-010	Ba (230.424 nm)	0.75	0.0249 (ppm)	917.8356
6/17/2021 16:47:27	R2105684-010	Be (313.107 nm)	76.83	0.0000 (ppm)	-531.3902
6/17/2021 16:47:27	R2105684-010	Ca (317.933 nm)	0.27	48.9191 (ppm)	1879908.7866
6/17/2021 16:47:27	R2105684-010	Cd (214.439 nm)	> 100.00	-0.0002 u (ppm)	9.5381
6/17/2021 16:47:27	R2105684-010	Co (230.786 nm)	> 100.00	0.0002 u (ppm)	11.4476
6/17/2021 16:47:27	R2105684-010	Cr (267.716 nm)	10.90	-0.0011 u (ppm)	25.2557
6/17/2021 16:47:27	R2105684-010	Cu (327.395 nm)	90.50	-0.0006 u (ppm)	-16.3025
6/17/2021 16:47:27	R2105684-010	Fe (234.350 nm)	0.58	0.3156 (ppm)	2790.0828
6/17/2021 16:47:27	R2105684-010	K (766.491 nm)	0.40	0.9876 (ppm)	3144.0307
6/17/2021 16:47:27	R2105684-010	Mg (279.078 nm)	0.31	16.7664 (ppm)	37585.0836
6/17/2021 16:47:27	R2105684-010	Mn (257.610 nm)	0.30	0.4672 (ppm)	126135.6696
6/17/2021 16:47:27	R2105684-010	Mo (202.032 nm)	23.98	-0.0016 u (ppm)	-0.4602
6/17/2021 16:47:27	R2105684-010	Na (588.995 nm)	0.69	12.3991 (ppm)	469660.1382
6/17/2021 16:47:27	R2105684-010	Ni (230.299 nm)	6.54	-0.0040 u (ppm)	-62.0689
6/17/2021 16:47:27	R2105684-010	Pb (220.353 nm)	17.35	-0.0017 u (ppm)	-1.5982
6/17/2021 16:47:27	R2105684-010	Sb (217.582 nm)	38.70	-0.0042 u (ppm)	1.6062
6/17/2021 16:47:27	R2105684-010	Se (196.026 nm)	> 100.00	-0.0015 u (ppm)	-0.8041
6/17/2021 16:47:27	R2105684-010	Sn (189.925 nm)	> 100.00	-0.0017 u (ppm)	-2.2545
6/17/2021 16:47:27	R2105684-010	Sr (216.596 nm)	0.55	0.0958 (ppm)	790.7411
6/17/2021 16:47:27	R2105684-010	Ti (336.122 nm)	2.33	0.0043 (ppm)	-191.6499
6/17/2021 16:47:27	R2105684-010	Tl (351.923 nm)	> 100.00	-0.0017 u (ppm)	4.6757
6/17/2021 16:47:27	R2105684-010	V (292.401 nm)	57.70	0.0002 (ppm)	51.6974
6/17/2021 16:47:27	R2105684-010	Y (360.074 nm)	0.52	1.02 (Ratio)	682139.68
6/17/2021 16:47:27	R2105684-010	Y_R (360.074 nm)	0.52	1.02 (Ratio)	682139.68
6/17/2021 16:47:27	R2105684-010	Zn (213.857 nm)	3.70	0.0027 (ppm)	69.0124
6/17/2021 16:50:42	R2105684-010L	Ag (328.068 nm)	32.52	-0.0002 u (ppm)	-137.9964

Date Time	Label	Element Label (nm)	%RSD	Unadjusted Conc	Intensity
6/17/2021 16:50:42	R2105684-010L	Al (237.312 nm)	3.41	0.0456 (ppm)	78.8327
6/17/2021 16:50:42	R2105684-010L	As (188.980 nm)	22.19	-0.0031 u (ppm)	-1.2658
6/17/2021 16:50:42	R2105684-010L	B (249.772 nm)	8.29	0.0022 (ppm)	254.7718
6/17/2021 16:50:42	R2105684-010L	Ba (230.424 nm)	2.13	0.0050 (ppm)	187.8234
6/17/2021 16:50:42	R2105684-010L	Be (313.107 nm)	61.52	0.0000 u (ppm)	-581.7976
6/17/2021 16:50:42	R2105684-010L	Ca (317.933 nm)	0.19	10.0091 (ppm)	386595.4349
6/17/2021 16:50:42	R2105684-010L	Cd (214.439 nm)	> 100.00	0.0001 u (ppm)	14.7695
6/17/2021 16:50:42	R2105684-010L	Co (230.786 nm)	> 100.00	-0.0001 u (ppm)	7.2936
6/17/2021 16:50:42	R2105684-010L	Cr (267.716 nm)	> 100.00	-0.0002 u (ppm)	57.7762
6/17/2021 16:50:42	R2105684-010L	Cu (327.395 nm)	> 100.00	-0.0006 u (ppm)	-14.2352
6/17/2021 16:50:42	R2105684-010L	Fe (234.350 nm)	0.70	0.0647 (ppm)	607.5817
6/17/2021 16:50:42	R2105684-010L	K (766.491 nm)	2.92	0.1846 (ppm)	676.8244
6/17/2021 16:50:42	R2105684-010L	Mg (279.078 nm)	0.04	3.3447 (ppm)	7496.9766
6/17/2021 16:50:42	R2105684-010L	Mn (257.610 nm)	0.22	0.0960 (ppm)	25982.9093
6/17/2021 16:50:42	R2105684-010L	Mo (202.032 nm)	53.59	-0.0013 u (ppm)	0.6428
6/17/2021 16:50:42	R2105684-010L	Na (588.995 nm)	0.51	2.5205 (ppm)	84489.4095
6/17/2021 16:50:42	R2105684-010L	Ni (230.299 nm)	87.53	-0.0009 u (ppm)	-30.7096
6/17/2021 16:50:42	R2105684-010L	Pb (220.353 nm)	> 100.00	0.0004 u (ppm)	3.1716
6/17/2021 16:50:42	R2105684-010L	Sb (217.582 nm)	69.73	-0.0032 u (ppm)	2.7490
6/17/2021 16:50:42	R2105684-010L	Se (196.026 nm)	> 100.00	0.0010 u (ppm)	0.6125
6/17/2021 16:50:42	R2105684-010L	Sn (189.925 nm)	> 100.00	-0.0011 u (ppm)	-1.8445
6/17/2021 16:50:42	R2105684-010L	Sr (216.596 nm)	2.06	0.0200 (ppm)	165.3048
6/17/2021 16:50:42	R2105684-010L	Ti (336.122 nm)	23.91	0.0002 (ppm)	-1024.6727
6/17/2021 16:50:42	R2105684-010L	Tl (351.923 nm)	> 100.00	-0.0021 u (ppm)	3.6686
6/17/2021 16:50:42	R2105684-010L	V (292.401 nm)	> 100.00	0.0000 u (ppm)	45.1891
6/17/2021 16:50:42	R2105684-010L	Y (360.074 nm)	0.42	1.01 (Ratio)	671698.41
6/17/2021 16:50:42	R2105684-010L	Y_R (360.074 nm)	0.42	1.01 (Ratio)	671698.41
6/17/2021 16:50:42	R2105684-010L	Zn (213.857 nm)	15.97	0.0004 (ppm)	-12.7395
6/17/2021 16:53:57	R2105814-002	Ag (328.068 nm)	> 100.00	-0.0002 u (ppm)	-138.4961
6/17/2021 16:53:57	R2105814-002	Al (237.312 nm)	0.28	1.5810 (ppm)	2865.2278
6/17/2021 16:53:57	R2105814-002	As (188.980 nm)	> 100.00	-0.0008 u (ppm)	0.6498
6/17/2021 16:53:57	R2105814-002	B (249.772 nm)	0.38	0.0665 (ppm)	3253.8915
6/17/2021 16:53:57	R2105814-002	Ba (230.424 nm)	0.86	0.0290 (ppm)	1071.1944
6/17/2021 16:53:57	R2105814-002	Be (313.107 nm)	10.79	0.0001 (ppm)	-485.8073
6/17/2021 16:53:57	R2105814-002	Ca (317.933 nm)	0.40	28.9412 (ppm)	1113183.9455
6/17/2021 16:53:57	R2105814-002	Cd (214.439 nm)	95.93	-0.0001 u (ppm)	11.6409
6/17/2021 16:53:57	R2105814-002	Co (230.786 nm)	28.59	0.0005 (ppm)	14.5191
6/17/2021 16:53:57	R2105814-002	Cr (267.716 nm)	6.75	0.0003 (ppm)	76.2355
6/17/2021 16:53:57	R2105814-002	Cu (327.395 nm)	7.85	0.0043 (ppm)	271.9600
6/17/2021 16:53:57	R2105814-002	Fe (234.350 nm)	0.25	1.8890 (ppm)	16476.5368
6/17/2021 16:53:57	R2105814-002	K (766.491 nm)	0.89	2.3489 (ppm)	7326.7346
6/17/2021 16:53:57	R2105814-002	Mg (279.078 nm)	0.25	8.0948 (ppm)	18145.5201
6/17/2021 16:53:57	R2105814-002	Mn (257.610 nm)	0.27	0.3172 (ppm)	85658.9163
6/17/2021 16:53:57	R2105814-002	Mo (202.032 nm)	80.06	-0.0012 u (ppm)	1.3581
6/17/2021 16:53:57	R2105814-002	Na (588.995 nm)	0.11	20.5761 (ppm)	788483.7996
6/17/2021 16:53:57	R2105814-002	Ni (230.299 nm)	> 100.00	0.0004 (ppm)	-17.5180
6/17/2021 16:53:57	R2105814-002	Pb (220.353 nm)	74.05	0.0014 (ppm)	5.5000
6/17/2021 16:53:57	R2105814-002	Sb (217.582 nm)	> 100.00	0.0000 u (ppm)	6.3346
6/17/2021 16:53:57	R2105814-002	Se (196.026 nm)	46.95	-0.0042 u (ppm)	-2.3359
6/17/2021 16:53:57	R2105814-002	Sn (189.925 nm)	> 100.00	0.0001 u (ppm)	-1.1066
6/17/2021 16:53:57	R2105814-002	Sr (216.596 nm)	0.05	0.0774 (ppm)	638.9673

Date Time	Label	Element Label (nm)	%RSD	Unadjusted Conc	Intensity
6/17/2021 16:53:57	R2105814-002	Ti (336.122 nm)	3.61	0.0236 (ppm)	3695.3927
6/17/2021 16:53:57	R2105814-002	Tl (351.923 nm)	76.12	-0.0020 u (ppm)	3.9390
6/17/2021 16:53:57	R2105814-002	V (292.401 nm)	1.97	0.0025 (ppm)	118.3567
6/17/2021 16:53:57	R2105814-002	Y (360.074 nm)	0.04	1.01 (Ratio)	677228.77
6/17/2021 16:53:57	R2105814-002	Y_R (360.074 nm)	0.04	1.01 (Ratio)	677228.77
6/17/2021 16:53:57	R2105814-002	Zn (213.857 nm)	1.30	0.0127 (ppm)	419.1599
6/17/2021 16:57:12	Continuing Calibration Verification	Ag (328.068 nm)	0.14	0.4907 (ppm)	35949.6721
6/17/2021 16:57:12	Continuing Calibration Verification	Al (237.312 nm)	0.16	9.9587 (ppm)	18068.7609
6/17/2021 16:57:12	Continuing Calibration Verification	As (188.980 nm)	0.50	0.9787 (ppm)	792.3019
6/17/2021 16:57:12	Continuing Calibration Verification	B (249.772 nm)	0.18	2.5069 (ppm)	116980.1708
6/17/2021 16:57:12	Continuing Calibration Verification	Ba (230.424 nm)	0.06	10.1513 (ppm)	373197.4657
6/17/2021 16:57:12	Continuing Calibration Verification	Be (313.107 nm)	0.25	0.2496 (ppm)	356465.9413
6/17/2021 16:57:12	Continuing Calibration Verification	Ca (317.933 nm)	0.11	25.1253 (ppm)	966735.8937
6/17/2021 16:57:12	Continuing Calibration Verification	Cd (214.439 nm)	0.30	0.4941 (ppm)	9788.0303
6/17/2021 16:57:12	Continuing Calibration Verification	Co (230.786 nm)	0.05	2.5131 (ppm)	29897.1185
6/17/2021 16:57:12	Continuing Calibration Verification	Cr (267.716 nm)	0.20	0.5112 (ppm)	17798.2610
6/17/2021 16:57:12	Continuing Calibration Verification	Cu (327.395 nm)	0.26	1.2335 (ppm)	72601.4811
6/17/2021 16:57:12	Continuing Calibration Verification	Fe (234.350 nm)	0.15	5.0465 (ppm)	43941.3185
6/17/2021 16:57:12	Continuing Calibration Verification	K (766.491 nm)	0.31	24.7089 (ppm)	76027.1034
6/17/2021 16:57:12	Continuing Calibration Verification	Mg (279.078 nm)	0.15	24.8747 (ppm)	55761.7375
6/17/2021 16:57:12	Continuing Calibration Verification	Mn (257.610 nm)	0.15	0.7530 (ppm)	203268.6162
6/17/2021 16:57:12	Continuing Calibration Verification	Mo (202.032 nm)	0.33	2.5094 (ppm)	10121.1983
6/17/2021 16:57:12	Continuing Calibration Verification	Na (588.995 nm)	0.36	25.0173 (ppm)	961649.2083
6/17/2021 16:57:12	Continuing Calibration Verification	Ni (230.299 nm)	0.18	1.9896 (ppm)	19964.6563
6/17/2021 16:57:12	Continuing Calibration Verification	Pb (220.353 nm)	0.44	0.5012 (ppm)	1149.5588
6/17/2021 16:57:12	Continuing Calibration Verification	Sb (217.582 nm)	0.16	4.9172 (ppm)	5526.7695
6/17/2021 16:57:12	Continuing Calibration Verification	Se (196.026 nm)	1.24	0.4760 (ppm)	268.9190
6/17/2021 16:57:12	Continuing Calibration Verification	Sn (189.925 nm)	0.20	4.9677 (ppm)	3119.2628
6/17/2021 16:57:12	Continuing Calibration Verification	Sr (216.596 nm)	0.22	2.5277 (ppm)	20847.0091
6/17/2021 16:57:12	Continuing Calibration Verification	Ti (336.122 nm)	0.08	2.5678 (ppm)	516294.9599
6/17/2021 16:57:12	Continuing Calibration Verification	Tl (351.923 nm)	0.38	0.9775 (ppm)	2424.7045
6/17/2021 16:57:12	Continuing Calibration Verification	V (292.401 nm)	0.14	2.5356 (ppm)	75534.6483
6/17/2021 16:57:12	Continuing Calibration Verification	Y (360.074 nm)	0.39	1.00 (Ratio)	665748.92
6/17/2021 16:57:12	Continuing Calibration Verification	Y_R (360.074 nm)	0.39	1.00 (Ratio)	665748.92
6/17/2021 16:57:12	Continuing Calibration Verification	Zn (213.857 nm)	0.05	0.9793 (ppm)	34307.4435
6/17/2021 17:00:26	Continuing Calibration Blank	Ag (328.068 nm)	40.38	-0.0002 u (ppm)	-137.2694
6/17/2021 17:00:26	Continuing Calibration Blank	Al (237.312 nm)	> 100.00	0.0017 u (ppm)	-0.8585
6/17/2021 17:00:26	Continuing Calibration Blank	As (188.980 nm)	> 100.00	-0.0031 u (ppm)	-1.2388
6/17/2021 17:00:26	Continuing Calibration Blank	B (249.772 nm)	68.89	0.0007 (ppm)	185.5019
6/17/2021 17:00:26	Continuing Calibration Blank	Ba (230.424 nm)	47.44	0.0001 (ppm)	8.6940
6/17/2021 17:00:26	Continuing Calibration Blank	Be (313.107 nm)	> 100.00	0.0000 (ppm)	-566.2056
6/17/2021 17:00:26	Continuing Calibration Blank	Ca (317.933 nm)	6.88	0.0032 (ppm)	2585.4400
6/17/2021 17:00:26	Continuing Calibration Blank	Cd (214.439 nm)	> 100.00	0.0000 u (ppm)	13.9925
6/17/2021 17:00:26	Continuing Calibration Blank	Co (230.786 nm)	> 100.00	-0.0001 u (ppm)	8.1027
6/17/2021 17:00:26	Continuing Calibration Blank	Cr (267.716 nm)	48.20	0.0002 (ppm)	71.4443
6/17/2021 17:00:26	Continuing Calibration Blank	Cu (327.395 nm)	> 100.00	-0.0003 u (ppm)	4.1233
6/17/2021 17:00:26	Continuing Calibration Blank	Fe (234.350 nm)	68.24	0.0011 (ppm)	54.2881
6/17/2021 17:00:26	Continuing Calibration Blank	K (766.491 nm)	83.87	0.0102 (ppm)	141.2041
6/17/2021 17:00:26	Continuing Calibration Blank	Mg (279.078 nm)	60.23	-0.0026 u (ppm)	-6.8746
6/17/2021 17:00:26	Continuing Calibration Blank	Mn (257.610 nm)	58.12	0.0000 (ppm)	70.1429
6/17/2021 17:00:26	Continuing Calibration Blank	Mo (202.032 nm)	66.53	0.0010 (ppm)	10.1645

Date Time	Label	Element Label (nm)	%RSD	Unadjusted Conc	Intensity
6/17/2021 17:00:26	Continuing Calibration Blank	Na (588.995 nm)	10.69	0.0175 (ppm)	-13103.1382
6/17/2021 17:00:26	Continuing Calibration Blank	Ni (230.299 nm)	> 100.00	0.0000 u (ppm)	-21.8645
6/17/2021 17:00:26	Continuing Calibration Blank	Pb (220.353 nm)	> 100.00	0.0004 u (ppm)	3.1825
6/17/2021 17:00:26	Continuing Calibration Blank	Sb (217.582 nm)	74.19	-0.0030 u (ppm)	2.9814
6/17/2021 17:00:26	Continuing Calibration Blank	Se (196.026 nm)	> 100.00	0.0031 u (ppm)	1.7902
6/17/2021 17:00:26	Continuing Calibration Blank	Sn (189.925 nm)	56.44	-0.0015 u (ppm)	-2.1000
6/17/2021 17:00:26	Continuing Calibration Blank	Sr (216.596 nm)	72.42	-0.0005 u (ppm)	-3.8304
6/17/2021 17:00:26	Continuing Calibration Blank	Ti (336.122 nm)	42.49	0.0006 (ppm)	-932.5003
6/17/2021 17:00:26	Continuing Calibration Blank	Tl (351.923 nm)	> 100.00	-0.0037 u (ppm)	-0.0658
6/17/2021 17:00:26	Continuing Calibration Blank	V (292.401 nm)	> 100.00	0.0000 u (ppm)	45.3060
6/17/2021 17:00:26	Continuing Calibration Blank	Y (360.074 nm)	0.47	1.00 (Ratio)	670602.16
6/17/2021 17:00:26	Continuing Calibration Blank	Y_R (360.074 nm)	0.47	1.00 (Ratio)	670602.16
6/17/2021 17:00:26	Continuing Calibration Blank	Zn (213.857 nm)	69.42	-0.0002 u (ppm)	-32.4691
6/17/2021 17:03:41	R2105814-003	Ag (328.068 nm)	42.76	-0.0002 u (ppm)	-133.6385
6/17/2021 17:03:41	R2105814-003	Al (237.312 nm)	0.15	0.1624 (ppm)	290.6475
6/17/2021 17:03:41	R2105814-003	As (188.980 nm)	> 100.00	-0.0016 u (ppm)	0.0081
6/17/2021 17:03:41	R2105814-003	B (249.772 nm)	0.04	0.0388 (ppm)	1961.3115
6/17/2021 17:03:41	R2105814-003	Ba (230.424 nm)	0.34	0.0202 (ppm)	747.1792
6/17/2021 17:03:41	R2105814-003	Be (313.107 nm)	71.90	0.0000 (ppm)	-556.0194
6/17/2021 17:03:41	R2105814-003	Ca (317.933 nm)	0.10	32.3486 (ppm)	1243953.5890
6/17/2021 17:03:41	R2105814-003	Cd (214.439 nm)	> 100.00	-0.0001 u (ppm)	10.3552
6/17/2021 17:03:41	R2105814-003	Co (230.786 nm)	30.18	0.0003 (ppm)	12.2851
6/17/2021 17:03:41	R2105814-003	Cr (267.716 nm)	5.43	-0.0012 u (ppm)	21.7515
6/17/2021 17:03:41	R2105814-003	Cu (327.395 nm)	18.77	0.0011 (ppm)	85.7040
6/17/2021 17:03:41	R2105814-003	Fe (234.350 nm)	0.31	0.3102 (ppm)	2742.8949
6/17/2021 17:03:41	R2105814-003	K (766.491 nm)	0.40	1.6736 (ppm)	5251.8834
6/17/2021 17:03:41	R2105814-003	Mg (279.078 nm)	0.18	7.9007 (ppm)	17710.4924
6/17/2021 17:03:41	R2105814-003	Mn (257.610 nm)	0.21	0.0350 (ppm)	9515.9150
6/17/2021 17:03:41	R2105814-003	Mo (202.032 nm)	44.24	-0.0009 u (ppm)	2.5364
6/17/2021 17:03:41	R2105814-003	Na (588.995 nm)	0.11	30.3761 (ppm)	1170590.4055
6/17/2021 17:03:41	R2105814-003	Ni (230.299 nm)	> 100.00	0.0000 u (ppm)	-21.7786
6/17/2021 17:03:41	R2105814-003	Pb (220.353 nm)	47.76	-0.0019 u (ppm)	-2.2163
6/17/2021 17:03:41	R2105814-003	Sb (217.582 nm)	> 100.00	0.0004 u (ppm)	6.7715
6/17/2021 17:03:41	R2105814-003	Se (196.026 nm)	> 100.00	0.0017 u (ppm)	1.0313
6/17/2021 17:03:41	R2105814-003	Sn (189.925 nm)	> 100.00	0.0003 u (ppm)	-1.0073
6/17/2021 17:03:41	R2105814-003	Sr (216.596 nm)	0.47	0.0877 (ppm)	724.1056
6/17/2021 17:03:41	R2105814-003	Ti (336.122 nm)	3.42	0.0031 (ppm)	-435.3567
6/17/2021 17:03:41	R2105814-003	Tl (351.923 nm)	21.20	-0.0024 u (ppm)	2.9527
6/17/2021 17:03:41	R2105814-003	V (292.401 nm)	34.62	0.0002 (ppm)	50.7011
6/17/2021 17:03:41	R2105814-003	Y (360.074 nm)	0.16	1.02 (Ratio)	678899.45
6/17/2021 17:03:41	R2105814-003	Y_R (360.074 nm)	0.16	1.02 (Ratio)	678899.45
6/17/2021 17:03:41	R2105814-003	Zn (213.857 nm)	1.83	0.0017 (ppm)	34.0204
6/17/2021 17:06:58	R2105814-004	Ag (328.068 nm)	23.28	-0.0002 u (ppm)	-134.2652
6/17/2021 17:06:58	R2105814-004	Al (237.312 nm)	0.71	0.1343 (ppm)	239.7426
6/17/2021 17:06:58	R2105814-004	As (188.980 nm)	> 100.00	0.0020 u (ppm)	2.8642
6/17/2021 17:06:58	R2105814-004	B (249.772 nm)	1.32	0.0149 (ppm)	847.7757
6/17/2021 17:06:58	R2105814-004	Ba (230.424 nm)	1.18	0.0126 (ppm)	466.8247
6/17/2021 17:06:58	R2105814-004	Be (313.107 nm)	16.67	0.0000 (ppm)	-552.7894
6/17/2021 17:06:58	R2105814-004	Ca (317.933 nm)	0.30	50.7895 (ppm)	1951690.5225
6/17/2021 17:06:58	R2105814-004	Cd (214.439 nm)	> 100.00	-0.0001 u (ppm)	10.3870
6/17/2021 17:06:58	R2105814-004	Co (230.786 nm)	> 100.00	0.0001 u (ppm)	10.5412

Date Time	Label	Element Label (nm)	%RSD	Unadjusted Conc	Intensity
6/17/2021 17:06:58	R2105814-004	Cr (267.716 nm)	5.69	-0.0011 u (ppm)	25.4161
6/17/2021 17:06:58	R2105814-004	Cu (327.395 nm)	17.40	0.0016 (ppm)	115.1838
6/17/2021 17:06:58	R2105814-004	Fe (234.350 nm)	0.26	0.3825 (ppm)	3372.0374
6/17/2021 17:06:58	R2105814-004	K (766.491 nm)	0.89	1.6512 (ppm)	5183.0131
6/17/2021 17:06:58	R2105814-004	Mg (279.078 nm)	0.33	9.4506 (ppm)	21184.7961
6/17/2021 17:06:58	R2105814-004	Mn (257.610 nm)	0.33	0.0982 (ppm)	26550.6924
6/17/2021 17:06:58	R2105814-004	Mo (202.032 nm)	30.70	-0.0005 u (ppm)	3.9372
6/17/2021 17:06:58	R2105814-004	Na (588.995 nm)	0.48	28.1344 (ppm)	1083186.4827
6/17/2021 17:06:58	R2105814-004	Ni (230.299 nm)	> 100.00	-0.0001 u (ppm)	-22.4842
6/17/2021 17:06:58	R2105814-004	Pb (220.353 nm)	38.30	-0.0016 u (ppm)	-1.5282
6/17/2021 17:06:58	R2105814-004	Sb (217.582 nm)	> 100.00	0.0002 u (ppm)	6.5603
6/17/2021 17:06:58	R2105814-004	Se (196.026 nm)	89.62	-0.0027 u (ppm)	-1.4619
6/17/2021 17:06:58	R2105814-004	Sn (189.925 nm)	> 100.00	-0.0021 u (ppm)	-2.5059
6/17/2021 17:06:58	R2105814-004	Sr (216.596 nm)	1.36	0.0943 (ppm)	778.1079
6/17/2021 17:06:58	R2105814-004	Ti (336.122 nm)	10.97	0.0033 (ppm)	-403.0944
6/17/2021 17:06:58	R2105814-004	Tl (351.923 nm)	> 100.00	-0.0032 u (ppm)	1.1492
6/17/2021 17:06:58	R2105814-004	V (292.401 nm)	15.40	0.0004 (ppm)	56.0026
6/17/2021 17:06:58	R2105814-004	Y (360.074 nm)	0.40	1.01 (Ratio)	676533.59
6/17/2021 17:06:58	R2105814-004	Y_R (360.074 nm)	0.40	1.01 (Ratio)	676533.59
6/17/2021 17:06:58	R2105814-004	Zn (213.857 nm)	6.06	0.0015 (ppm)	24.7962
6/17/2021 17:10:13	R2105814-005	Ag (328.068 nm)	35.96	-0.0003 u (ppm)	-143.6881
6/17/2021 17:10:13	R2105814-005	Al (237.312 nm)	2.28	0.0372 (ppm)	63.4731
6/17/2021 17:10:13	R2105814-005	As (188.980 nm)	> 100.00	0.0006 u (ppm)	1.7488
6/17/2021 17:10:13	R2105814-005	B (249.772 nm)	0.25	0.0335 (ppm)	1713.1034
6/17/2021 17:10:13	R2105814-005	Ba (230.424 nm)	0.02	0.0269 (ppm)	992.7750
6/17/2021 17:10:13	R2105814-005	Be (313.107 nm)	19.05	0.0000 (ppm)	-551.9886
6/17/2021 17:10:13	R2105814-005	Ca (317.933 nm)	0.00	64.6964 o (ppm)	2485417.2435
6/17/2021 17:10:13	R2105814-005	Cd (214.439 nm)	> 100.00	-0.0001 u (ppm)	11.3295
6/17/2021 17:10:13	R2105814-005	Co (230.786 nm)	51.38	0.0004 (ppm)	13.2946
6/17/2021 17:10:13	R2105814-005	Cr (267.716 nm)	10.27	-0.0013 u (ppm)	18.9266
6/17/2021 17:10:13	R2105814-005	Cu (327.395 nm)	71.42	0.0005 (ppm)	51.2804
6/17/2021 17:10:13	R2105814-005	Fe (234.350 nm)	0.25	0.8405 (ppm)	7356.1424
6/17/2021 17:10:13	R2105814-005	K (766.491 nm)	0.52	1.8495 (ppm)	5792.3486
6/17/2021 17:10:13	R2105814-005	Mg (279.078 nm)	0.18	16.6777 (ppm)	37386.2052
6/17/2021 17:10:13	R2105814-005	Mn (257.610 nm)	0.23	0.2138 (ppm)	57753.0683
6/17/2021 17:10:13	R2105814-005	Mo (202.032 nm)	35.59	-0.0020 u (ppm)	-1.8525
6/17/2021 17:10:13	R2105814-005	Na (588.995 nm)	0.50	9.6051 (ppm)	360721.3349
6/17/2021 17:10:13	R2105814-005	Ni (230.299 nm)	78.32	0.0009 (ppm)	-13.1179
6/17/2021 17:10:13	R2105814-005	Pb (220.353 nm)	80.53	-0.0016 u (ppm)	-1.4576
6/17/2021 17:10:13	R2105814-005	Sb (217.582 nm)	65.32	-0.0004 u (ppm)	5.8375
6/17/2021 17:10:13	R2105814-005	Se (196.026 nm)	> 100.00	-0.0026 u (ppm)	-1.4263
6/17/2021 17:10:13	R2105814-005	Sn (189.925 nm)	> 100.00	-0.0013 u (ppm)	-2.0202
6/17/2021 17:10:13	R2105814-005	Sr (216.596 nm)	0.54	0.1266 (ppm)	1044.7069
6/17/2021 17:10:13	R2105814-005	Ti (336.122 nm)	3.74	0.0019 (ppm)	-689.0575
6/17/2021 17:10:13	R2105814-005	Tl (351.923 nm)	61.17	-0.0031 u (ppm)	1.2515
6/17/2021 17:10:13	R2105814-005	V (292.401 nm)	> 100.00	0.0001 u (ppm)	46.8350
6/17/2021 17:10:13	R2105814-005	Y (360.074 nm)	0.32	1.01 (Ratio)	675523.10
6/17/2021 17:10:13	R2105814-005	Y_R (360.074 nm)	0.32	1.01 (Ratio)	675523.10
6/17/2021 17:10:13	R2105814-005	Zn (213.857 nm)	1.50	0.0011 (ppm)	12.4830
6/17/2021 17:13:29	R2105814-006	Ag (328.068 nm)	31.17	-0.0002 u (ppm)	-137.5625
6/17/2021 17:13:29	R2105814-006	Al (237.312 nm)	4.92	0.0654 (ppm)	114.6504

Date Time	Label	Element Label (nm)	%RSD	Unadjusted Conc	Intensity
6/17/2021 17:13:29	R2105814-006	As (188.980 nm)	41.47	-0.0054 u (ppm)	-3.0567
6/17/2021 17:13:29	R2105814-006	B (249.772 nm)	0.42	0.0150 (ppm)	852.2562
6/17/2021 17:13:29	R2105814-006	Ba (230.424 nm)	1.63	0.0076 (ppm)	281.3701
6/17/2021 17:13:29	R2105814-006	Be (313.107 nm)	70.49	0.0000 (ppm)	-560.1026
6/17/2021 17:13:29	R2105814-006	Ca (317.933 nm)	0.13	18.3056 (ppm)	705004.6670
6/17/2021 17:13:29	R2105814-006	Cd (214.439 nm)	> 100.00	-0.0001 u (ppm)	11.7282
6/17/2021 17:13:29	R2105814-006	Co (230.786 nm)	> 100.00	0.0000 u (ppm)	9.1258
6/17/2021 17:13:29	R2105814-006	Cr (267.716 nm)	14.09	-0.0012 u (ppm)	23.4871
6/17/2021 17:13:29	R2105814-006	Cu (327.395 nm)	35.28	0.0008 (ppm)	70.2645
6/17/2021 17:13:29	R2105814-006	Fe (234.350 nm)	0.39	0.1550 (ppm)	1393.1716
6/17/2021 17:13:29	R2105814-006	K (766.491 nm)	0.38	1.0770 (ppm)	3418.8067
6/17/2021 17:13:29	R2105814-006	Mg (279.078 nm)	0.06	4.6130 (ppm)	10340.1666
6/17/2021 17:13:29	R2105814-006	Mn (257.610 nm)	0.14	0.0929 (ppm)	25138.6696
6/17/2021 17:13:29	R2105814-006	Mo (202.032 nm)	49.02	-0.0010 u (ppm)	2.1004
6/17/2021 17:13:29	R2105814-006	Na (588.995 nm)	0.25	25.8222 (ppm)	993033.1896
6/17/2021 17:13:29	R2105814-006	Ni (230.299 nm)	38.42	0.0005 (ppm)	-17.3322
6/17/2021 17:13:29	R2105814-006	Pb (220.353 nm)	5.57	-0.0020 u (ppm)	-2.4214
6/17/2021 17:13:29	R2105814-006	Sb (217.582 nm)	62.45	-0.0025 u (ppm)	3.5327
6/17/2021 17:13:29	R2105814-006	Se (196.026 nm)	> 100.00	0.0005 u (ppm)	0.3290
6/17/2021 17:13:29	R2105814-006	Sn (189.925 nm)	> 100.00	-0.0012 u (ppm)	-1.9474
6/17/2021 17:13:29	R2105814-006	Sr (216.596 nm)	1.13	0.0462 (ppm)	381.3910
6/17/2021 17:13:29	R2105814-006	Ti (336.122 nm)	7.35	0.0016 (ppm)	-744.9738
6/17/2021 17:13:29	R2105814-006	Tl (351.923 nm)	> 100.00	-0.0042 u (ppm)	-1.3835
6/17/2021 17:13:29	R2105814-006	V (292.401 nm)	81.92	-0.0002 u (ppm)	39.7658
6/17/2021 17:13:29	R2105814-006	Y (360.074 nm)	0.27	1.01 (Ratio)	678286.57
6/17/2021 17:13:29	R2105814-006	Y_R (360.074 nm)	0.27	1.01 (Ratio)	678286.57
6/17/2021 17:13:29	R2105814-006	Zn (213.857 nm)	13.17	0.0015 (ppm)	23.8005
6/17/2021 17:16:45	R2105814-007	Ag (328.068 nm)	21.45	-0.0003 u (ppm)	-144.5205
6/17/2021 17:16:45	R2105814-007	Al (237.312 nm)	0.84	0.3900 (ppm)	703.7781
6/17/2021 17:16:45	R2105814-007	As (188.980 nm)	16.89	-0.0014 u (ppm)	0.1712
6/17/2021 17:16:45	R2105814-007	B (249.772 nm)	0.16	0.0296 (ppm)	1535.8314
6/17/2021 17:16:45	R2105814-007	Ba (230.424 nm)	0.16	0.0332 (ppm)	1225.4077
6/17/2021 17:16:45	R2105814-007	Be (313.107 nm)	66.53	0.0000 (ppm)	-548.7048
6/17/2021 17:16:45	R2105814-007	Ca (317.933 nm)	0.27	44.8505 (ppm)	1723759.7873
6/17/2021 17:16:45	R2105814-007	Cd (214.439 nm)	94.22	-0.0001 u (ppm)	11.1513
6/17/2021 17:16:45	R2105814-007	Co (230.786 nm)	65.96	0.0004 (ppm)	13.6814
6/17/2021 17:16:45	R2105814-007	Cr (267.716 nm)	8.32	-0.0011 u (ppm)	25.4945
6/17/2021 17:16:45	R2105814-007	Cu (327.395 nm)	32.95	0.0016 (ppm)	116.1733
6/17/2021 17:16:45	R2105814-007	Fe (234.350 nm)	0.24	0.4703 (ppm)	4135.7071
6/17/2021 17:16:45	R2105814-007	K (766.491 nm)	0.98	1.5648 (ppm)	4917.4699
6/17/2021 17:16:45	R2105814-007	Mg (279.078 nm)	0.30	9.8293 (ppm)	22033.7870
6/17/2021 17:16:45	R2105814-007	Mn (257.610 nm)	0.20	0.0820 (ppm)	22193.3350
6/17/2021 17:16:45	R2105814-007	Mo (202.032 nm)	31.94	-0.0014 u (ppm)	0.5114
6/17/2021 17:16:45	R2105814-007	Na (588.995 nm)	0.33	9.7697 (ppm)	367138.0155
6/17/2021 17:16:45	R2105814-007	Ni (230.299 nm)	28.83	0.0005 (ppm)	-16.4901
6/17/2021 17:16:45	R2105814-007	Pb (220.353 nm)	> 100.00	-0.0001 u (ppm)	1.9892
6/17/2021 17:16:45	R2105814-007	Sb (217.582 nm)	> 100.00	-0.0022 u (ppm)	3.8792
6/17/2021 17:16:45	R2105814-007	Se (196.026 nm)	> 100.00	-0.0045 u (ppm)	-2.4791
6/17/2021 17:16:45	R2105814-007	Sn (189.925 nm)	> 100.00	0.0010 u (ppm)	-0.5419
6/17/2021 17:16:45	R2105814-007	Sr (216.596 nm)	1.08	0.0822 (ppm)	678.6201
6/17/2021 17:16:45	R2105814-007	Ti (336.122 nm)	8.38	0.0053 (ppm)	10.1131

Date Time	Label	Element Label (nm)	%RSD	Unadjusted Conc	Intensity
6/17/2021 17:16:45	R2105814-007	Tl (351.923 nm)	> 100.00	-0.0007 u (ppm)	7.2725
6/17/2021 17:16:45	R2105814-007	V (292.401 nm)	46.24	0.0006 (ppm)	61.8400
6/17/2021 17:16:45	R2105814-007	Y (360.074 nm)	0.12	1.02 (Ratio)	680219.50
6/17/2021 17:16:45	R2105814-007	Y_R (360.074 nm)	0.12	1.02 (Ratio)	680219.50
6/17/2021 17:16:45	R2105814-007	Zn (213.857 nm)	1.74	0.0031 (ppm)	80.7986
6/17/2021 17:20:00	R2105814-008	Ag (328.068 nm)	46.91	-0.0003 u (ppm)	-144.6795
6/17/2021 17:20:00	R2105814-008	Al (237.312 nm)	0.40	9.9204 (ppm)	17999.1970
6/17/2021 17:20:00	R2105814-008	As (188.980 nm)	36.36	0.0039 (ppm)	4.4254
6/17/2021 17:20:00	R2105814-008	B (249.772 nm)	0.24	0.1823 (ppm)	8647.7938
6/17/2021 17:20:00	R2105814-008	Ba (230.424 nm)	0.42	0.0851 (ppm)	3132.1509
6/17/2021 17:20:00	R2105814-008	Be (313.107 nm)	0.74	0.0004 (ppm)	-18.5272
6/17/2021 17:20:00	R2105814-008	Ca (317.933 nm)	0.06	30.6648 (ppm)	1179333.7950
6/17/2021 17:20:00	R2105814-008	Cd (214.439 nm)	> 100.00	0.0000 u (ppm)	13.5507
6/17/2021 17:20:00	R2105814-008	Co (230.786 nm)	14.64	0.0032 (ppm)	47.4428
6/17/2021 17:20:00	R2105814-008	Cr (267.716 nm)	1.71	0.0090 (ppm)	376.5871
6/17/2021 17:20:00	R2105814-008	Cu (327.395 nm)	1.94	0.0193 (ppm)	1153.8627
6/17/2021 17:20:00	R2105814-008	Fe (234.350 nm)	0.25	7.2107 (ppm)	62765.9457
6/17/2021 17:20:00	R2105814-008	K (766.491 nm)	0.33	5.9336 (ppm)	18340.5222
6/17/2021 17:20:00	R2105814-008	Mg (279.078 nm)	0.19	9.8380 (ppm)	22053.3415
6/17/2021 17:20:00	R2105814-008	Mn (257.610 nm)	0.15	0.4217 (ppm)	113846.3050
6/17/2021 17:20:00	R2105814-008	Mo (202.032 nm)	> 100.00	-0.0001 u (ppm)	5.6159
6/17/2021 17:20:00	R2105814-008	Na (588.995 nm)	0.46	19.5285 (ppm)	747638.8446
6/17/2021 17:20:00	R2105814-008	Ni (230.299 nm)	14.18	-0.0012 u (ppm)	-34.0170
6/17/2021 17:20:00	R2105814-008	Pb (220.353 nm)	15.17	0.0066 (ppm)	17.4019
6/17/2021 17:20:00	R2105814-008	Sb (217.582 nm)	39.59	-0.0043 u (ppm)	1.5193
6/17/2021 17:20:00	R2105814-008	Se (196.026 nm)	> 100.00	0.0001 u (ppm)	0.1236
6/17/2021 17:20:00	R2105814-008	Sn (189.925 nm)	> 100.00	0.0005 u (ppm)	-0.8826
6/17/2021 17:20:00	R2105814-008	Sr (216.596 nm)	1.54	0.1013 (ppm)	836.2852
6/17/2021 17:20:00	R2105814-008	Ti (336.122 nm)	1.47	0.2552 (ppm)	50358.8643
6/17/2021 17:20:00	R2105814-008	Tl (351.923 nm)	> 100.00	-0.0043 u (ppm)	-1.7568
6/17/2021 17:20:00	R2105814-008	V (292.401 nm)	2.30	0.0159 (ppm)	517.8271
6/17/2021 17:20:00	R2105814-008	Y (360.074 nm)	0.29	1.01 (Ratio)	675832.07
6/17/2021 17:20:00	R2105814-008	Y_R (360.074 nm)	0.29	1.01 (Ratio)	675832.07
6/17/2021 17:20:00	R2105814-008	Zn (213.857 nm)	0.71	0.0630 (ppm)	2183.2459
6/17/2021 17:23:16	R2105814-009	Ag (328.068 nm)	59.05	-0.0002 u (ppm)	-134.8486
6/17/2021 17:23:16	R2105814-009	Al (237.312 nm)	5.91	0.0451 (ppm)	77.9299
6/17/2021 17:23:16	R2105814-009	As (188.980 nm)	> 100.00	-0.0012 u (ppm)	0.2958
6/17/2021 17:23:16	R2105814-009	B (249.772 nm)	0.25	0.1689 (ppm)	8027.4380
6/17/2021 17:23:16	R2105814-009	Ba (230.424 nm)	0.62	0.0217 (ppm)	799.6565
6/17/2021 17:23:16	R2105814-009	Be (313.107 nm)	41.83	0.0000 (ppm)	-555.7096
6/17/2021 17:23:16	R2105814-009	Ca (317.933 nm)	0.27	30.0906 (ppm)	1157295.0211
6/17/2021 17:23:16	R2105814-009	Cd (214.439 nm)	> 100.00	0.0000 u (ppm)	12.4318
6/17/2021 17:23:16	R2105814-009	Co (230.786 nm)	> 100.00	0.0002 (ppm)	11.7449
6/17/2021 17:23:16	R2105814-009	Cr (267.716 nm)	17.94	-0.0011 u (ppm)	26.1354
6/17/2021 17:23:16	R2105814-009	Cu (327.395 nm)	2.14	0.0130 (ppm)	782.8925
6/17/2021 17:23:16	R2105814-009	Fe (234.350 nm)	0.11	0.0865 (ppm)	797.3572
6/17/2021 17:23:16	R2105814-009	K (766.491 nm)	0.21	2.6731 (ppm)	8322.6934
6/17/2021 17:23:16	R2105814-009	Mg (279.078 nm)	0.14	8.7098 (ppm)	19524.2054
6/17/2021 17:23:16	R2105814-009	Mn (257.610 nm)	0.25	0.1976 (ppm)	53382.7379
6/17/2021 17:23:16	R2105814-009	Mo (202.032 nm)	> 100.00	0.0002 u (ppm)	6.7870
6/17/2021 17:23:16	R2105814-009	Na (588.995 nm)	0.14	19.4135 (ppm)	743155.0298

Date Time	Label	Element Label (nm)	%RSD	Unadjusted Conc	Intensity
6/17/2021 17:23:16	R2105814-009	Ni (230.299 nm)	14.34	0.0017 (ppm)	-4.9317
6/17/2021 17:23:16	R2105814-009	Pb (220.353 nm)	> 100.00	-0.0015 u (ppm)	-1.1139
6/17/2021 17:23:16	R2105814-009	Sb (217.582 nm)	> 100.00	-0.0005 u (ppm)	5.7752
6/17/2021 17:23:16	R2105814-009	Se (196.026 nm)	75.05	-0.0043 u (ppm)	-2.3564
6/17/2021 17:23:16	R2105814-009	Sn (189.925 nm)	> 100.00	-0.0008 u (ppm)	-1.6615
6/17/2021 17:23:16	R2105814-009	Sr (216.596 nm)	1.49	0.0828 (ppm)	583.6412
6/17/2021 17:23:16	R2105814-009	Ti (336.122 nm)	4.12	0.0013 (ppm)	-791.0068
6/17/2021 17:23:16	R2105814-009	Tl (351.923 nm)	65.79	-0.0027 u (ppm)	2.2279
6/17/2021 17:23:16	R2105814-009	V (292.401 nm)	67.53	-0.0002 u (ppm)	39.2201
6/17/2021 17:23:16	R2105814-009	Y (360.074 nm)	0.11	1.02 (Ratio)	678350.11
6/17/2021 17:23:16	R2105814-009	Y_R (360.074 nm)	0.11	1.02 (Ratio)	678350.11
6/17/2021 17:23:16	R2105814-009	Zn (213.857 nm)	0.78	0.0067 (ppm)	209.2251
6/17/2021 17:26:33	R2105814-009L	Ag (328.068 nm)	18.43	-0.0002 u (ppm)	-139.4230
6/17/2021 17:26:33	R2105814-009L	Al (237.312 nm)	23.39	0.0114 (ppm)	16.7175
6/17/2021 17:26:33	R2105814-009L	As (188.980 nm)	> 100.00	-0.0004 u (ppm)	0.9909
6/17/2021 17:26:33	R2105814-009L	B (249.772 nm)	0.19	0.0319 (ppm)	1640.8801
6/17/2021 17:26:33	R2105814-009L	Ba (230.424 nm)	4.72	0.0044 (ppm)	165.0339
6/17/2021 17:26:33	R2105814-009L	Be (313.107 nm)	74.49	0.0000 (ppm)	-552.5834
6/17/2021 17:26:33	R2105814-009L	Ca (317.933 nm)	0.37	6.0885 (ppm)	236128.8635
6/17/2021 17:26:33	R2105814-009L	Cd (214.439 nm)	> 100.00	0.0001 u (ppm)	14.7699
6/17/2021 17:26:33	R2105814-009L	Co (230.786 nm)	> 100.00	-0.0001 u (ppm)	7.7682
6/17/2021 17:26:33	R2105814-009L	Cr (267.716 nm)	41.33	-0.0003 u (ppm)	54.7225
6/17/2021 17:26:33	R2105814-009L	Cu (327.395 nm)	12.97	0.0026 (ppm)	173.6019
6/17/2021 17:26:33	R2105814-009L	Fe (234.350 nm)	0.76	0.0178 (ppm)	200.1232
6/17/2021 17:26:33	R2105814-009L	K (766.491 nm)	1.23	0.5040 (ppm)	1658.2801
6/17/2021 17:26:33	R2105814-009L	Mg (279.078 nm)	0.41	1.7279 (ppm)	3872.6213
6/17/2021 17:26:33	R2105814-009L	Mn (257.610 nm)	0.54	0.0400 (ppm)	10848.5446
6/17/2021 17:26:33	R2105814-009L	Mo (202.032 nm)	49.56	-0.0008 u (ppm)	2.9463
6/17/2021 17:26:33	R2105814-009L	Na (588.995 nm)	0.49	3.9375 (ppm)	139736.9162
6/17/2021 17:26:33	R2105814-009L	Ni (230.299 nm)	67.11	-0.0005 u (ppm)	-26.5600
6/17/2021 17:26:33	R2105814-009L	Pb (220.353 nm)	9.29	-0.0007 u (ppm)	0.5582
6/17/2021 17:26:33	R2105814-009L	Sb (217.582 nm)	99.72	-0.0023 u (ppm)	3.7193
6/17/2021 17:26:33	R2105814-009L	Se (196.026 nm)	> 100.00	-0.0003 u (ppm)	-0.0977
6/17/2021 17:26:33	R2105814-009L	Sn (189.925 nm)	> 100.00	-0.0011 u (ppm)	-1.8462
6/17/2021 17:26:33	R2105814-009L	Sr (216.596 nm)	1.12	0.0170 (ppm)	140.4526
6/17/2021 17:26:33	R2105814-009L	Ti (336.122 nm)	2.44	-0.0004 u (ppm)	-1138.9350
6/17/2021 17:26:33	R2105814-009L	Tl (351.923 nm)	> 100.00	-0.0037 u (ppm)	-0.1351
6/17/2021 17:26:33	R2105814-009L	V (292.401 nm)	> 100.00	-0.0002 u (ppm)	39.7819
6/17/2021 17:26:33	R2105814-009L	Y (360.074 nm)	0.63	1.00 (Ratio)	671059.18
6/17/2021 17:26:33	R2105814-009L	Y_R (360.074 nm)	0.63	1.00 (Ratio)	671059.18
6/17/2021 17:26:33	R2105814-009L	Zn (213.857 nm)	4.46	0.0012 (ppm)	15.3741
6/17/2021 17:29:49	Continuing Calibration Verification	Ag (328.068 nm)	0.46	0.4846 (ppm)	35504.8742
6/17/2021 17:29:49	Continuing Calibration Verification	Al (237.312 nm)	0.41	9.8106 (ppm)	17799.9840
6/17/2021 17:29:49	Continuing Calibration Verification	As (188.980 nm)	0.43	0.9662 (ppm)	782.2352
6/17/2021 17:29:49	Continuing Calibration Verification	B (249.772 nm)	0.50	2.4806 (ppm)	115753.5598
6/17/2021 17:29:49	Continuing Calibration Verification	Ba (230.424 nm)	0.74	10.0414 (ppm)	369159.4485
6/17/2021 17:29:49	Continuing Calibration Verification	Be (313.107 nm)	0.66	0.2475 (ppm)	353441.1341
6/17/2021 17:29:49	Continuing Calibration Verification	Ca (317.933 nm)	0.46	25.0523 (ppm)	963934.8500
6/17/2021 17:29:49	Continuing Calibration Verification	Cd (214.439 nm)	0.77	0.4898 (ppm)	9701.9289
6/17/2021 17:29:49	Continuing Calibration Verification	Co (230.786 nm)	0.51	2.4833 (ppm)	29542.8436
6/17/2021 17:29:49	Continuing Calibration Verification	Cr (267.716 nm)	0.47	0.5073 (ppm)	17660.8366

Date Time	Label	Element Label (nm)	%RSD	Unadjusted Conc	Intensity
6/17/2021 17:29:49	Continuing Calibration Verification	Cu (327.395 nm)	0.40	1.2148 (ppm)	71499.5853
6/17/2021 17:29:49	Continuing Calibration Verification	Fe (234.350 nm)	0.50	4.9893 (ppm)	43443.5900
6/17/2021 17:29:49	Continuing Calibration Verification	K (766.491 nm)	0.29	24.5145 (ppm)	75429.7830
6/17/2021 17:29:49	Continuing Calibration Verification	Mg (279.078 nm)	0.51	24.7084 (ppm)	55388.9417
6/17/2021 17:29:49	Continuing Calibration Verification	Mn (257.610 nm)	0.55	0.7453 (ppm)	201178.3588
6/17/2021 17:29:49	Continuing Calibration Verification	Mo (202.032 nm)	0.73	2.4745 (ppm)	9980.4148
6/17/2021 17:29:49	Continuing Calibration Verification	Na (588.995 nm)	0.37	24.9117 (ppm)	957530.0655
6/17/2021 17:29:49	Continuing Calibration Verification	Ni (230.299 nm)	0.49	1.9729 (ppm)	19797.0377
6/17/2021 17:29:49	Continuing Calibration Verification	Pb (220.353 nm)	0.33	0.4961 (ppm)	1137.7592
6/17/2021 17:29:49	Continuing Calibration Verification	Sb (217.582 nm)	0.50	4.8470 (ppm)	5447.9812
6/17/2021 17:29:49	Continuing Calibration Verification	Se (196.026 nm)	1.59	0.4811 (ppm)	271.7815
6/17/2021 17:29:49	Continuing Calibration Verification	Sn (189.925 nm)	0.67	4.9185 (ppm)	3088.3608
6/17/2021 17:29:49	Continuing Calibration Verification	Sr (216.596 nm)	0.81	2.5112 (ppm)	20710.7059
6/17/2021 17:29:49	Continuing Calibration Verification	Ti (336.122 nm)	0.48	2.5309 (ppm)	508855.8366
6/17/2021 17:29:49	Continuing Calibration Verification	Tl (351.923 nm)	0.66	0.9702 (ppm)	2406.5828
6/17/2021 17:29:49	Continuing Calibration Verification	V (292.401 nm)	0.42	2.5141 (ppm)	74893.9472
6/17/2021 17:29:49	Continuing Calibration Verification	Y (360.074 nm)	0.32	1.00 (Ratio)	670068.12
6/17/2021 17:29:49	Continuing Calibration Verification	Y_R (360.074 nm)	0.32	1.00 (Ratio)	670068.12
6/17/2021 17:29:49	Continuing Calibration Verification	Zn (213.857 nm)	0.57	0.9742 (ppm)	34130.8426
6/17/2021 17:33:04	Continuing Calibration Blank	Ag (328.068 nm)	42.68	-0.0003 u (ppm)	-145.1176
6/17/2021 17:33:04	Continuing Calibration Blank	Al (237.312 nm)	> 100.00	0.0011 (ppm)	-2.0318
6/17/2021 17:33:04	Continuing Calibration Blank	As (188.980 nm)	45.39	-0.0039 u (ppm)	-1.8827
6/17/2021 17:33:04	Continuing Calibration Blank	B (249.772 nm)	83.03	0.0006 (ppm)	181.7384
6/17/2021 17:33:04	Continuing Calibration Blank	Ba (230.424 nm)	> 100.00	0.0001 u (ppm)	6.5954
6/17/2021 17:33:04	Continuing Calibration Blank	Be (313.107 nm)	17.51	0.0000 (ppm)	-546.1854
6/17/2021 17:33:04	Continuing Calibration Blank	Ca (317.933 nm)	8.17	0.0043 (ppm)	2628.4351
6/17/2021 17:33:04	Continuing Calibration Blank	Cd (214.439 nm)	20.93	0.0001 (ppm)	14.4768
6/17/2021 17:33:04	Continuing Calibration Blank	Co (230.786 nm)	> 100.00	-0.0001 u (ppm)	7.0804
6/17/2021 17:33:04	Continuing Calibration Blank	Cr (267.716 nm)	> 100.00	0.0001 (ppm)	68.2766
6/17/2021 17:33:04	Continuing Calibration Blank	Cu (327.395 nm)	8.31	-0.0006 u (ppm)	-12.5940
6/17/2021 17:33:04	Continuing Calibration Blank	Fe (234.350 nm)	25.62	0.0011 (ppm)	54.0778
6/17/2021 17:33:04	Continuing Calibration Blank	K (766.491 nm)	23.41	0.0204 (ppm)	172.4149
6/17/2021 17:33:04	Continuing Calibration Blank	Mg (279.078 nm)	23.72	-0.0012 u (ppm)	-3.7740
6/17/2021 17:33:04	Continuing Calibration Blank	Mn (257.610 nm)	85.11	0.0000 u (ppm)	59.0221
6/17/2021 17:33:04	Continuing Calibration Blank	Mo (202.032 nm)	73.15	0.0016 (ppm)	12.4712
6/17/2021 17:33:04	Continuing Calibration Blank	Na (588.995 nm)	24.28	0.0140 (ppm)	-13238.7847
6/17/2021 17:33:04	Continuing Calibration Blank	Ni (230.299 nm)	82.75	-0.0005 u (ppm)	-26.5139
6/17/2021 17:33:04	Continuing Calibration Blank	Pb (220.353 nm)	> 100.00	0.0001 u (ppm)	2.4324
6/17/2021 17:33:04	Continuing Calibration Blank	Sb (217.582 nm)	50.93	0.0022 (ppm)	8.8275
6/17/2021 17:33:04	Continuing Calibration Blank	Se (196.026 nm)	> 100.00	-0.0020 u (ppm)	-1.0619
6/17/2021 17:33:04	Continuing Calibration Blank	Sn (189.925 nm)	> 100.00	0.0000 u (ppm)	-1.1871
6/17/2021 17:33:04	Continuing Calibration Blank	Sr (216.596 nm)	32.00	-0.0002 u (ppm)	-1.3883
6/17/2021 17:33:04	Continuing Calibration Blank	Ti (336.122 nm)	19.06	0.0006 (ppm)	-943.3932
6/17/2021 17:33:04	Continuing Calibration Blank	Tl (351.923 nm)	48.59	-0.0026 u (ppm)	2.6162
6/17/2021 17:33:04	Continuing Calibration Blank	V (292.401 nm)	> 100.00	0.0001 u (ppm)	48.7816
6/17/2021 17:33:04	Continuing Calibration Blank	Y (360.074 nm)	0.16	1.01 (Ratio)	672981.10
6/17/2021 17:33:04	Continuing Calibration Blank	Y_R (360.074 nm)	0.16	1.01 (Ratio)	672981.10
6/17/2021 17:33:04	Continuing Calibration Blank	Zn (213.857 nm)	> 100.00	0.0001 u (ppm)	-23.7739
6/17/2021 17:36:20	Contract Required Detection Limit	Ag (328.068 nm)	1.42	0.0095 (ppm)	573.2405
6/17/2021 17:36:20	Contract Required Detection Limit	Al (237.312 nm)	0.66	0.1987 (ppm)	356.6164
6/17/2021 17:36:20	Contract Required Detection Limit	As (188.980 nm)	10.90	0.0156 R (ppm) 78%	13.8528 R

Date Time	Label	Element Label (nm)	%RSD	Unadjusted Conc	Intensity
6/17/2021 17:36:20	Contract Required Detection Limit	B (249.772 nm)	0.09	0.1953 (ppm)	9257.2390
6/17/2021 17:36:20	Contract Required Detection Limit	Ba (230.424 nm)	0.38	0.2084 (ppm)	7663.4293
6/17/2021 17:36:20	Contract Required Detection Limit	Be (313.107 nm)	0.29	0.0051 (ppm)	6673.0623
6/17/2021 17:36:20	Contract Required Detection Limit	Ca (317.933 nm)	0.18	1.0276 (ppm)	41899.5624
6/17/2021 17:36:20	Contract Required Detection Limit	Cd (214.439 nm)	1.66	0.0103 (ppm)	215.8383
6/17/2021 17:36:20	Contract Required Detection Limit	Co (230.786 nm)	1.12	0.0512 (ppm)	617.7170
6/17/2021 17:36:20	Contract Required Detection Limit	Cr (267.716 nm)	2.02	0.0092 (ppm)	381.8737
6/17/2021 17:36:20	Contract Required Detection Limit	Cu (327.395 nm)	1.88	0.0233 (ppm)	1392.7072
6/17/2021 17:36:20	Contract Required Detection Limit	Fe (234.350 nm)	0.38	0.1003 (ppm)	917.6530
6/17/2021 17:36:20	Contract Required Detection Limit	K (766.491 nm)	0.41	0.9602 (ppm)	3059.9233
6/17/2021 17:36:20	Contract Required Detection Limit	Mg (279.078 nm)	0.35	0.9834 (ppm)	2203.5607
6/17/2021 17:36:20	Contract Required Detection Limit	Mn (257.610 nm)	0.09	0.0156 (ppm)	4275.9062
6/17/2021 17:36:20	Contract Required Detection Limit	Mo (202.032 nm)	3.71	0.0238 (ppm)	101.8300
6/17/2021 17:36:20	Contract Required Detection Limit	Na (588.995 nm)	0.66	1.0325 (ppm)	26470.7209
6/17/2021 17:36:20	Contract Required Detection Limit	Ni (230.299 nm)	0.84	0.0408 (ppm)	387.5416
6/17/2021 17:36:20	Contract Required Detection Limit	Pb (220.353 nm)	6.78	0.0093 (ppm)	23.5780
6/17/2021 17:36:20	Contract Required Detection Limit	Sb (217.582 nm)	3.25	0.0572 (ppm)	70.5825
6/17/2021 17:36:20	Contract Required Detection Limit	Se (196.026 nm)	34.76	0.0103 (ppm)	5.8625
6/17/2021 17:36:20	Contract Required Detection Limit	Sn (189.925 nm)	0.23	0.4976 (ppm)	311.3799
6/17/2021 17:36:20	Contract Required Detection Limit	Sr (216.596 nm)	0.24	0.1013 (ppm)	836.0873
6/17/2021 17:36:20	Contract Required Detection Limit	Ti (336.122 nm)	0.19	0.0494 (ppm)	8896.5841
6/17/2021 17:36:20	Contract Required Detection Limit	Tl (351.923 nm)	8.03	0.0176 (ppm)	52.5154
6/17/2021 17:36:20	Contract Required Detection Limit	V (292.401 nm)	0.43	0.0508 (ppm)	1556.8900
6/17/2021 17:36:20	Contract Required Detection Limit	Y (360.074 nm)	0.20	1.00 (Ratio)	670975.01
6/17/2021 17:36:20	Contract Required Detection Limit	Y_R (360.074 nm)	0.20	1.00 (Ratio)	670975.01
6/17/2021 17:36:20	Contract Required Detection Limit	Zn (213.857 nm)	0.33	0.0201 (ppm)	676.8837
6/17/2021 17:39:35	Interference Check Solution A	Ag (328.068 nm)	> 100.00	-0.0002 u (ppm)	-132.9147
6/17/2021 17:39:35	Interference Check Solution A	Al (237.312 nm)	0.72	256.1620 o (ppm)	464871.4411
6/17/2021 17:39:35	Interference Check Solution A	As (188.980 nm)	6.18	-0.0037 u (ppm)	-1.7386
6/17/2021 17:39:35	Interference Check Solution A	B (249.772 nm)	0.72	0.0422 (ppm)	2119.2190
6/17/2021 17:39:35	Interference Check Solution A	Ba (230.424 nm)	60.10	0.0001 (ppm)	6.5764
6/17/2021 17:39:35	Interference Check Solution A	Be (313.107 nm)	29.24	0.0000 u (ppm)	-617.0584
6/17/2021 17:39:35	Interference Check Solution A	Ca (317.933 nm)	1.00	238.8800 o (ppm)	9170333.9791
6/17/2021 17:39:35	Interference Check Solution A	Cd (214.439 nm)	56.91	-0.0006 u (ppm)	1.5000
6/17/2021 17:39:35	Interference Check Solution A	Co (230.786 nm)	11.11	-0.0021 u (ppm)	-16.0911
6/17/2021 17:39:35	Interference Check Solution A	Cr (267.716 nm)	54.32	-0.0006 u (ppm)	42.0592
6/17/2021 17:39:35	Interference Check Solution A	Cu (327.395 nm)	51.84	-0.0005 u (ppm)	-8.8308
6/17/2021 17:39:35	Interference Check Solution A	Fe (234.350 nm)	0.84	94.6471 o (ppm)	823319.6767
6/17/2021 17:39:35	Interference Check Solution A	K (766.491 nm)	22.40	0.0225 (ppm)	178.7867
6/17/2021 17:39:35	Interference Check Solution A	Mg (279.078 nm)	0.88	263.2297 o (ppm)	590093.0137
6/17/2021 17:39:35	Interference Check Solution A	Mn (257.610 nm)	1.63	0.0014 (ppm)	454.6373
6/17/2021 17:39:35	Interference Check Solution A	Mo (202.032 nm)	17.92	-0.0027 u (ppm)	-4.7672
6/17/2021 17:39:35	Interference Check Solution A	Na (588.995 nm)	> 100.00	-0.0050 u (ppm)	-13981.3633
6/17/2021 17:39:35	Interference Check Solution A	Ni (230.299 nm)	25.10	-0.0018 u (ppm)	-39.9260
6/17/2021 17:39:35	Interference Check Solution A	Pb (220.353 nm)	65.54	-0.0024 u (ppm)	-3.1893
6/17/2021 17:39:35	Interference Check Solution A	Sb (217.582 nm)	> 100.00	-0.0046 u (ppm)	1.1904
6/17/2021 17:39:35	Interference Check Solution A	Se (196.026 nm)	> 100.00	-0.0003 u (ppm)	-0.1219
6/17/2021 17:39:35	Interference Check Solution A	Sn (189.925 nm)	> 100.00	-0.0020 u (ppm)	-2.4111
6/17/2021 17:39:35	Interference Check Solution A	Sr (216.596 nm)	8.23	0.0143 (ppm)	118.1814
6/17/2021 17:39:35	Interference Check Solution A	Ti (336.122 nm)	4.78	0.0010 (ppm)	-864.1998
6/17/2021 17:39:35	Interference Check Solution A	Tl (351.923 nm)	84.06	0.0039 (ppm)	18.7158

Date Time	Label	Element Label (nm)	%RSD	Unadjusted Conc	Intensity
6/17/2021 17:39:35	Interference Check Solution A	V (292.401 nm)	15.04	0.0019 (ppm)	100.8558
6/17/2021 17:39:35	Interference Check Solution A	Y (360.074 nm)	0.48	0.94 (Ratio)	626445.93
6/17/2021 17:39:35	Interference Check Solution A	Y_R (360.074 nm)	0.48	0.94 (Ratio)	626445.93
6/17/2021 17:39:35	Interference Check Solution A	Zn (213.857 nm)	1.55	0.0092 (ppm)	294.6101
6/17/2021 17:42:50	Interference Check Solution AB	Ag (328.068 nm)	0.16	0.2124 (ppm)	15490.6530
6/17/2021 17:42:50	Interference Check Solution AB	Al (237.312 nm)	0.09	255.5913 o (ppm)	463835.7591
6/17/2021 17:42:50	Interference Check Solution AB	As (188.980 nm)	3.24	0.1004 (ppm)	82.4448
6/17/2021 17:42:50	Interference Check Solution AB	B (249.772 nm)	0.95	0.0416 (ppm)	2093.2538
6/17/2021 17:42:50	Interference Check Solution AB	Ba (230.424 nm)	0.14	0.5191 (ppm)	19087.9458
6/17/2021 17:42:50	Interference Check Solution AB	Be (313.107 nm)	0.17	0.5007 (ppm)	715616.8553
6/17/2021 17:42:50	Interference Check Solution AB	Ca (317.933 nm)	0.18	238.7625 o (ppm)	9165828.1612
6/17/2021 17:42:50	Interference Check Solution AB	Cd (214.439 nm)	0.31	0.9595 (ppm)	18994.8322
6/17/2021 17:42:50	Interference Check Solution AB	Co (230.786 nm)	0.38	0.4875 (ppm)	5807.2176
6/17/2021 17:42:50	Interference Check Solution AB	Cr (267.716 nm)	0.07	0.5062 (ppm)	17623.1978
6/17/2021 17:42:50	Interference Check Solution AB	Cu (327.395 nm)	0.15	0.5338 (ppm)	31427.1190
6/17/2021 17:42:50	Interference Check Solution AB	Fe (234.350 nm)	0.35	94.6176 o (ppm)	823063.1758
6/17/2021 17:42:50	Interference Check Solution AB	K (766.491 nm)	> 100.00	0.0004 u (ppm)	110.9853
6/17/2021 17:42:50	Interference Check Solution AB	Mg (279.078 nm)	0.29	261.9301 o (ppm)	587179.5776
6/17/2021 17:42:50	Interference Check Solution AB	Mn (257.610 nm)	0.14	0.4992 (ppm)	134783.2862
6/17/2021 17:42:50	Interference Check Solution AB	Mo (202.032 nm)	36.73	-0.0017 u (ppm)	-0.9724
6/17/2021 17:42:50	Interference Check Solution AB	Na (588.995 nm)	96.40	0.0087 (ppm)	-13447.8968
6/17/2021 17:42:50	Interference Check Solution AB	Ni (230.299 nm)	0.16	0.9624 (ppm)	9645.6193
6/17/2021 17:42:50	Interference Check Solution AB	Pb (220.353 nm)	4.29	0.0489 (ppm)	114.1619
6/17/2021 17:42:50	Interference Check Solution AB	Sb (217.582 nm)	0.10	0.6071 (ppm)	687.8506
6/17/2021 17:42:50	Interference Check Solution AB	Se (196.026 nm)	10.11	0.0488 (ppm)	27.6398
6/17/2021 17:42:50	Interference Check Solution AB	Sn (189.925 nm)	> 100.00	0.0007 u (ppm)	-0.7450
6/17/2021 17:42:50	Interference Check Solution AB	Sr (216.596 nm)	2.37	0.0151 (ppm)	125.3100
6/17/2021 17:42:50	Interference Check Solution AB	Ti (336.122 nm)	5.04	0.0011 (ppm)	-842.2672
6/17/2021 17:42:50	Interference Check Solution AB	Tl (351.923 nm)	3.84	0.1103 (ppm)	281.4903
6/17/2021 17:42:50	Interference Check Solution AB	V (292.401 nm)	0.13	0.5027 (ppm)	15009.9838
6/17/2021 17:42:50	Interference Check Solution AB	Y (360.074 nm)	0.18	0.94 (Ratio)	627939.64
6/17/2021 17:42:50	Interference Check Solution AB	Y_R (360.074 nm)	0.18	0.94 (Ratio)	627939.64
6/17/2021 17:42:50	Interference Check Solution AB	Zn (213.857 nm)	0.15	1.0076 (ppm)	35302.3068
6/17/2021 17:46:05	HLCCV2	Ag (328.068 nm)	0.11	2.1673 o (ppm)	159203.9324
6/17/2021 17:46:05	HLCCV2	Al (237.312 nm)	0.25	511.5428 o (ppm)	928329.2990
6/17/2021 17:46:05	HLCCV2	As (188.980 nm)	0.48	3.9969 o (ppm)	3231.7389
6/17/2021 17:46:05	HLCCV2	B (249.772 nm)	0.22	10.3966 o (ppm)	484657.2301
6/17/2021 17:46:05	HLCCV2	Ba (230.424 nm)	0.68	38.9213 o (ppm)	1430875.6383
6/17/2021 17:46:05	HLCCV2	Be (313.107 nm)	0.23	0.9744 o (ppm)	1393274.6173
6/17/2021 17:46:05	HLCCV2	Ca (317.933 nm)	0.48	236.1216 o (ppm)	9064473.6027
6/17/2021 17:46:05	HLCCV2	Cd (214.439 nm)	0.20	1.8791 o (ppm)	37185.0068
6/17/2021 17:46:05	HLCCV2	Co (230.786 nm)	0.53	9.5459 o (ppm)	113540.5865
6/17/2021 17:46:05	HLCCV2	Cr (267.716 nm)	0.12	9.8057 o (ppm)	340214.3282
6/17/2021 17:46:05	HLCCV2	Cu (327.395 nm)	0.08	5.5863 Qo (ppm)	328726.5913 Q
6/17/2021 17:46:05	HLCCV2	Fe (234.350 nm)	0.35	47.4616 o (ppm)	412883.3345
6/17/2021 17:46:05	HLCCV2	K (766.491 nm)	0.27	163.0397 o (ppm)	501045.0266
6/17/2021 17:46:05	HLCCV2	Mg (279.078 nm)	0.13	529.3713 o (ppm)	1186714.7813
6/17/2021 17:46:05	HLCCV2	Mn (257.610 nm)	0.22	9.4377 o (ppm)	2546835.7559
6/17/2021 17:46:05	HLCCV2	Mo (202.032 nm)	0.38	9.7067 o (ppm)	39132.4472
6/17/2021 17:46:05	HLCCV2	Na (588.995 nm)	0.07	198.3992 o (ppm)	7721880.9507
6/17/2021 17:46:05	HLCCV2	Ni (230.299 nm)	0.16	7.6578 o (ppm)	76905.3451

Date Time	Label	Element Label (nm)	%RSD	Unadjusted Conc	Intensity
6/17/2021 17:46:05	HLCCV2	Pb (220.353 nm)	0.23	9.8888 o (ppm)	22638.6873
6/17/2021 17:46:05	HLCCV2	Sb (217.582 nm)	28.06	0.0115 (ppm)	19.1992
6/17/2021 17:46:05	HLCCV2	Se (196.026 nm)	0.65	1.9962 o (ppm)	1127.5369
6/17/2021 17:46:05	HLCCV2	Sn (189.925 nm)	15.26	-0.0176 u (ppm)	-12.2209
6/17/2021 17:46:05	HLCCV2	Sr (216.596 nm)	0.57	9.7125 o (ppm)	80100.0353
6/17/2021 17:46:05	HLCCV2	Ti (336.122 nm)	0.13	10.0341 o (ppm)	2020567.7388
6/17/2021 17:46:05	HLCCV2	Tl (351.923 nm)	0.26	4.6251 Qo (ppm)	11439.2981 Q
6/17/2021 17:46:05	HLCCV2	V (292.401 nm)	0.13	9.9183 o (ppm)	295334.5333
6/17/2021 17:46:05	HLCCV2	Y (360.074 nm)	0.33	0.92 (Ratio)	613956.86
6/17/2021 17:46:05	HLCCV2	Y_R (360.074 nm)	0.33	0.92 (Ratio)	613956.86
6/17/2021 17:46:05	HLCCV2	Zn (213.857 nm)	0.39	4.0156 o (ppm)	140765.7636
6/17/2021 17:49:21	HLCCV3	Ag (328.068 nm)	18.73	-0.0002 u (ppm)	-133.3930
6/17/2021 17:49:21	HLCCV3	Al (237.312 nm)	72.78	0.0041 (ppm)	3.3955
6/17/2021 17:49:21	HLCCV3	As (188.980 nm)	67.12	0.0013 (ppm)	2.3678
6/17/2021 17:49:21	HLCCV3	B (249.772 nm)	5.99	0.0253 (ppm)	1334.2589
6/17/2021 17:49:21	HLCCV3	Ba (230.424 nm)	14.35	0.0007 (ppm)	30.1608
6/17/2021 17:49:21	HLCCV3	Be (313.107 nm)	11.40	0.0001 (ppm)	-496.4874
6/17/2021 17:49:21	HLCCV3	Ca (317.933 nm)	0.16	189.0802 o (ppm)	7259090.8146
6/17/2021 17:49:21	HLCCV3	Cd (214.439 nm)	6.28	0.0010 (ppm)	32.4575
6/17/2021 17:49:21	HLCCV3	Co (230.786 nm)	21.78	-0.0010 u (ppm)	-3.5201
6/17/2021 17:49:21	HLCCV3	Cr (267.716 nm)	22.42	-0.0008 u (ppm)	35.3229
6/17/2021 17:49:21	HLCCV3	Cu (327.395 nm)	0.48	4.3340 o (ppm)	255041.1863
6/17/2021 17:49:21	HLCCV3	Fe (234.350 nm)	0.33	38.3607 o (ppm)	333720.0269
6/17/2021 17:49:21	HLCCV3	K (766.491 nm)	0.31	106.4242 o (ppm)	327095.1451
6/17/2021 17:49:21	HLCCV3	Mg (279.078 nm)	0.39	413.4422 o (ppm)	926831.1747
6/17/2021 17:49:21	HLCCV3	Mn (257.610 nm)	3.33	0.0005 (ppm)	197.9628
6/17/2021 17:49:21	HLCCV3	Mo (202.032 nm)	74.30	0.0037 (ppm)	20.8688
6/17/2021 17:49:21	HLCCV3	Na (588.995 nm)	0.25	147.6771 o (ppm)	5744203.6505
6/17/2021 17:49:21	HLCCV3	Ni (230.299 nm)	1.71	-0.0266 u (ppm)	-289.2245
6/17/2021 17:49:21	HLCCV3	Pb (220.353 nm)	> 100.00	0.0002 u (ppm)	2.6808
6/17/2021 17:49:21	HLCCV3	Sb (217.582 nm)	85.69	-0.0030 u (ppm)	2.9933
6/17/2021 17:49:21	HLCCV3	Se (196.026 nm)	> 100.00	0.0002 u (ppm)	0.1411
6/17/2021 17:49:21	HLCCV3	Sn (189.925 nm)	> 100.00	-0.0033 u (ppm)	-3.2498
6/17/2021 17:49:21	HLCCV3	Sr (216.596 nm)	2.02	0.0122 (ppm)	100.9314
6/17/2021 17:49:21	HLCCV3	Ti (336.122 nm)	12.67	0.0038 (ppm)	-288.2022
6/17/2021 17:49:21	HLCCV3	Tl (351.923 nm)	0.50	3.2490 o (ppm)	8038.3665
6/17/2021 17:49:21	HLCCV3	V (292.401 nm)	> 100.00	0.0003 (ppm)	52.7097
6/17/2021 17:49:21	HLCCV3	Y (360.074 nm)	0.18	0.95 (Ratio)	634574.13
6/17/2021 17:49:21	HLCCV3	Y_R (360.074 nm)	0.18	0.95 (Ratio)	634574.13
6/17/2021 17:49:21	HLCCV3	Zn (213.857 nm)	0.68	0.0059 (ppm)	178.5277
6/17/2021 17:52:37	HLCCV1	Ag (328.068 nm)	0.21	1.0013 (ppm)	73488.1234
6/17/2021 17:52:37	HLCCV1	Al (237.312 nm)	0.23	19.9186 (ppm)	36143.6458
6/17/2021 17:52:37	HLCCV1	As (188.980 nm)	0.12	1.9894 (ppm)	1609.2138
6/17/2021 17:52:37	HLCCV1	B (249.772 nm)	0.36	4.9946 (ppm)	232912.9784
6/17/2021 17:52:37	HLCCV1	Ba (230.424 nm)	0.59	19.9075 (ppm)	731868.0719
6/17/2021 17:52:37	HLCCV1	Be (313.107 nm)	0.39	0.5009 (ppm)	715939.0145
6/17/2021 17:52:37	HLCCV1	Ca (317.933 nm)	0.22	50.3176 (ppm)	1933580.3109
6/17/2021 17:52:37	HLCCV1	Cd (214.439 nm)	0.27	1.0001 (ppm)	19798.0836
6/17/2021 17:52:37	HLCCV1	Co (230.786 nm)	0.20	4.9762 (ppm)	59191.2850
6/17/2021 17:52:37	HLCCV1	Cr (267.716 nm)	0.24	0.9987 (ppm)	34708.5506
6/17/2021 17:52:37	HLCCV1	Cu (327.395 nm)	0.29	2.4987 (ppm)	147046.6253

Date Time	Label	Element Label (nm)	%RSD	Unadjusted Conc	Intensity
6/17/2021 17:52:37	HLCCV1	Fe (234.350 nm)	0.35	9.9813 (ppm)	86866.3074
6/17/2021 17:52:37	HLCCV1	K (766.491 nm)	0.17	50.4147 (ppm)	155007.5657
6/17/2021 17:52:37	HLCCV1	Mg (279.078 nm)	0.39	50.1567 (ppm)	112437.6566
6/17/2021 17:52:37	HLCCV1	Mn (257.610 nm)	0.37	1.4964 (ppm)	403857.0921
6/17/2021 17:52:37	HLCCV1	Mo (202.032 nm)	0.45	4.9803 (ppm)	20080.9608
6/17/2021 17:52:37	HLCCV1	Na (588.995 nm)	0.05	50.1082 (ppm)	1939954.6187
6/17/2021 17:52:37	HLCCV1	Ni (230.299 nm)	0.24	3.9904 (ppm)	40063.5584
6/17/2021 17:52:37	HLCCV1	Pb (220.353 nm)	0.59	0.9981 (ppm)	2286.9170
6/17/2021 17:52:37	HLCCV1	Sb (217.582 nm)	0.17	9.9542 (ppm)	11181.6518
6/17/2021 17:52:37	HLCCV1	Se (196.026 nm)	0.89	0.9926 (ppm)	560.7054
6/17/2021 17:52:37	HLCCV1	Sn (189.925 nm)	0.53	9.9248 (ppm)	6233.0286
6/17/2021 17:52:37	HLCCV1	Sr (216.596 nm)	0.53	5.0099 (ppm)	41317.7335
6/17/2021 17:52:37	HLCCV1	Ti (336.122 nm)	0.33	4.9808 (ppm)	1002449.7952
6/17/2021 17:52:37	HLCCV1	Tl (351.923 nm)	0.15	1.9996 (ppm)	4950.6817
6/17/2021 17:52:37	HLCCV1	V (292.401 nm)	0.31	4.9988 (ppm)	148869.2309
6/17/2021 17:52:37	HLCCV1	Y (360.074 nm)	0.20	0.98 (Ratio)	656922.28
6/17/2021 17:52:37	HLCCV1	Y_R (360.074 nm)	0.20	0.98 (Ratio)	656922.28
6/17/2021 17:52:37	HLCCV1	Zn (213.857 nm)	0.31	2.0062 (ppm)	70313.4691
6/17/2021 17:55:53	Continuing Calibration Verification	Ag (328.068 nm)	0.07	0.4914 (ppm)	36001.6391
6/17/2021 17:55:53	Continuing Calibration Verification	Al (237.312 nm)	0.04	9.9130 (ppm)	17985.8723
6/17/2021 17:55:53	Continuing Calibration Verification	As (188.980 nm)	0.80	0.9883 (ppm)	800.0276
6/17/2021 17:55:53	Continuing Calibration Verification	B (249.772 nm)	0.10	2.5217 (ppm)	117672.0986
6/17/2021 17:55:53	Continuing Calibration Verification	Ba (230.424 nm)	0.38	10.1850 (ppm)	374435.2568
6/17/2021 17:55:53	Continuing Calibration Verification	Be (313.107 nm)	0.19	0.2524 (ppm)	360457.1647
6/17/2021 17:55:53	Continuing Calibration Verification	Ca (317.933 nm)	0.32	25.3119 (ppm)	973896.2310
6/17/2021 17:55:53	Continuing Calibration Verification	Cd (214.439 nm)	0.18	0.4987 (ppm)	9878.3963
6/17/2021 17:55:53	Continuing Calibration Verification	Co (230.786 nm)	0.06	2.5182 (ppm)	29958.7564
6/17/2021 17:55:53	Continuing Calibration Verification	Cr (267.716 nm)	0.10	0.5126 (ppm)	17847.1745
6/17/2021 17:55:53	Continuing Calibration Verification	Cu (327.395 nm)	0.06	1.2309 (ppm)	72446.6435
6/17/2021 17:55:53	Continuing Calibration Verification	Fe (234.350 nm)	0.05	5.0688 (ppm)	44135.0841
6/17/2021 17:55:53	Continuing Calibration Verification	K (766.491 nm)	0.09	24.9160 (ppm)	76663.4571
6/17/2021 17:55:53	Continuing Calibration Verification	Mg (279.078 nm)	0.06	25.0729 (ppm)	56206.0280
6/17/2021 17:55:53	Continuing Calibration Verification	Mn (257.610 nm)	0.12	0.7537 (ppm)	203454.3713
6/17/2021 17:55:53	Continuing Calibration Verification	Mo (202.032 nm)	0.23	2.5193 (ppm)	10161.0195
6/17/2021 17:55:53	Continuing Calibration Verification	Na (588.995 nm)	0.30	25.1534 (ppm)	966956.2866
6/17/2021 17:55:53	Continuing Calibration Verification	Ni (230.299 nm)	0.17	1.9976 (ppm)	20044.9840
6/17/2021 17:55:53	Continuing Calibration Verification	Pb (220.353 nm)	0.63	0.5040 (ppm)	1155.9641
6/17/2021 17:55:53	Continuing Calibration Verification	Sb (217.582 nm)	0.21	4.9394 (ppm)	5551.6585
6/17/2021 17:55:53	Continuing Calibration Verification	Se (196.026 nm)	1.26	0.4836 (ppm)	273.1769
6/17/2021 17:55:53	Continuing Calibration Verification	Sn (189.925 nm)	0.19	4.9945 (ppm)	3136.0971
6/17/2021 17:55:53	Continuing Calibration Verification	Sr (216.596 nm)	0.24	2.5482 (ppm)	21016.0601
6/17/2021 17:55:53	Continuing Calibration Verification	Ti (336.122 nm)	0.04	2.5673 (ppm)	516196.3565
6/17/2021 17:55:53	Continuing Calibration Verification	Tl (351.923 nm)	0.11	0.9818 (ppm)	2435.3814
6/17/2021 17:55:53	Continuing Calibration Verification	V (292.401 nm)	0.14	2.5450 (ppm)	75815.7956
6/17/2021 17:55:53	Continuing Calibration Verification	Y (360.074 nm)	0.18	0.99 (Ratio)	660492.25
6/17/2021 17:55:53	Continuing Calibration Verification	Y_R (360.074 nm)	0.18	0.99 (Ratio)	660492.25
6/17/2021 17:55:53	Continuing Calibration Verification	Zn (213.857 nm)	0.30	0.9904 (ppm)	34696.5404
6/17/2021 17:59:08	Continuing Calibration Blank	Ag (328.068 nm)	63.68	-0.0001 u (ppm)	-132.1012
6/17/2021 17:59:08	Continuing Calibration Blank	Al (237.312 nm)	25.79	0.0021 (ppm)	-0.1274
6/17/2021 17:59:08	Continuing Calibration Blank	As (188.980 nm)	11.91	-0.0029 u (ppm)	-1.0848
6/17/2021 17:59:08	Continuing Calibration Blank	B (249.772 nm)	17.53	0.0039 (ppm)	338.2026

Date Time	Label	Element Label (nm)	%RSD	Unadjusted Conc	Intensity
6/17/2021 17:59:08	Continuing Calibration Blank	Ba (230.424 nm)	> 100.00	0.0001 u (ppm)	6.7061
6/17/2021 17:59:08	Continuing Calibration Blank	Be (313.107 nm)	25.56	0.0000 (ppm)	-551.1727
6/17/2021 17:59:08	Continuing Calibration Blank	Ca (317.933 nm)	7.61	0.0040 (ppm)	2613.8788
6/17/2021 17:59:08	Continuing Calibration Blank	Cd (214.439 nm)	96.32	0.0003 u (ppm)	18.5203
6/17/2021 17:59:08	Continuing Calibration Blank	Co (230.786 nm)	> 100.00	-0.0002 u (ppm)	7.0143
6/17/2021 17:59:08	Continuing Calibration Blank	Cr (267.716 nm)	> 100.00	0.0001 u (ppm)	66.3607
6/17/2021 17:59:08	Continuing Calibration Blank	Cu (327.395 nm)	> 100.00	0.0001 u (ppm)	24.5860
6/17/2021 17:59:08	Continuing Calibration Blank	Fe (234.350 nm)	37.70	0.0019 (ppm)	61.3562
6/17/2021 17:59:08	Continuing Calibration Blank	K (766.491 nm)	19.48	0.0977 (ppm)	409.9663
6/17/2021 17:59:08	Continuing Calibration Blank	Mg (279.078 nm)	> 100.00	-0.0010 u (ppm)	-3.1227
6/17/2021 17:59:08	Continuing Calibration Blank	Mn (257.610 nm)	> 100.00	0.0000 u (ppm)	68.7123
6/17/2021 17:59:08	Continuing Calibration Blank	Mo (202.032 nm)	41.22	0.0015 (ppm)	11.9287
6/17/2021 17:59:08	Continuing Calibration Blank	Na (588.995 nm)	23.22	0.0242 (ppm)	-12842.7807
6/17/2021 17:59:08	Continuing Calibration Blank	Ni (230.299 nm)	> 100.00	-0.0002 u (ppm)	-24.1954
6/17/2021 17:59:08	Continuing Calibration Blank	Pb (220.353 nm)	62.92	0.0004 (ppm)	3.1793
6/17/2021 17:59:08	Continuing Calibration Blank	Sb (217.582 nm)	> 100.00	0.0015 u (ppm)	7.9419
6/17/2021 17:59:08	Continuing Calibration Blank	Se (196.026 nm)	> 100.00	-0.0009 u (ppm)	-0.4716
6/17/2021 17:59:08	Continuing Calibration Blank	Sn (189.925 nm)	> 100.00	0.0001 u (ppm)	-1.0977
6/17/2021 17:59:08	Continuing Calibration Blank	Sr (216.596 nm)	> 100.00	0.0001 u (ppm)	1.5063
6/17/2021 17:59:08	Continuing Calibration Blank	Ti (336.122 nm)	15.49	0.0011 (ppm)	-850.1929
6/17/2021 17:59:08	Continuing Calibration Blank	Tl (351.923 nm)	> 100.00	-0.0030 u (ppm)	1.6328
6/17/2021 17:59:08	Continuing Calibration Blank	V (292.401 nm)	> 100.00	0.0001 u (ppm)	47.6933
6/17/2021 17:59:08	Continuing Calibration Blank	Y (360.074 nm)	0.23	0.99 (Ratio)	662917.20
6/17/2021 17:59:08	Continuing Calibration Blank	Y_R (360.074 nm)	0.23	0.99 (Ratio)	662917.20
6/17/2021 17:59:08	Continuing Calibration Blank	Zn (213.857 nm)	66.80	-0.0002 u (ppm)	-33.8185
6/17/2021 18:02:24	PBS-381380	Ag (328.068 nm)	57.88	-0.0003 u (ppm)	-145.9663
6/17/2021 18:02:24	PBS-381380	Al (237.312 nm)	> 100.00	0.0018 u (ppm)	-0.7590
6/17/2021 18:02:24	PBS-381380	As (188.980 nm)	> 100.00	-0.0010 u (ppm)	0.4387
6/17/2021 18:02:24	PBS-381380	B (249.772 nm)	5.24	0.0024 (ppm)	264.4497
6/17/2021 18:02:24	PBS-381380	Ba (230.424 nm)	32.22	0.0001 (ppm)	8.9694
6/17/2021 18:02:24	PBS-381380	Be (313.107 nm)	68.33	0.0000 (ppm)	-558.2310
6/17/2021 18:02:24	PBS-381380	Ca (317.933 nm)	3.82	0.0091 (ppm)	2810.3021
6/17/2021 18:02:24	PBS-381380	Cd (214.439 nm)	34.26	0.0001 (ppm)	15.4576
6/17/2021 18:02:24	PBS-381380	Co (230.786 nm)	> 100.00	-0.0001 u (ppm)	7.2972
6/17/2021 18:02:24	PBS-381380	Cr (267.716 nm)	15.96	-0.0010 u (ppm)	28.5800
6/17/2021 18:02:24	PBS-381380	Cu (327.395 nm)	64.91	0.0005 (ppm)	46.8822
6/17/2021 18:02:24	PBS-381380	Fe (234.350 nm)	12.99	-0.0012 u (ppm)	34.1107
6/17/2021 18:02:24	PBS-381380	K (766.491 nm)	21.48	0.0368 (ppm)	222.7483
6/17/2021 18:02:24	PBS-381380	Mg (279.078 nm)	30.26	0.0042 (ppm)	8.4311
6/17/2021 18:02:24	PBS-381380	Mn (257.610 nm)	20.29	0.0001 (ppm)	81.9311
6/17/2021 18:02:24	PBS-381380	Mo (202.032 nm)	> 100.00	-0.0002 u (ppm)	5.3037
6/17/2021 18:02:24	PBS-381380	Na (588.995 nm)	31.04	0.0169 (ppm)	-13125.5069
6/17/2021 18:02:24	PBS-381380	Ni (230.299 nm)	94.70	-0.0004 u (ppm)	-26.1268
6/17/2021 18:02:24	PBS-381380	Pb (220.353 nm)	> 100.00	0.0008 u (ppm)	4.0861
6/17/2021 18:02:24	PBS-381380	Sb (217.582 nm)	91.08	-0.0021 u (ppm)	3.9271
6/17/2021 18:02:24	PBS-381380	Se (196.026 nm)	> 100.00	-0.0007 u (ppm)	-0.3662
6/17/2021 18:02:24	PBS-381380	Sn (189.925 nm)	9.66	0.0295 (ppm)	17.3670
6/17/2021 18:02:24	PBS-381380	Sr (216.596 nm)	> 100.00	-0.0001 u (ppm)	-0.0348
6/17/2021 18:02:24	PBS-381380	Ti (336.122 nm)	5.92	-0.0016 u (ppm)	-1391.1434
6/17/2021 18:02:24	PBS-381380	Tl (351.923 nm)	> 100.00	-0.0018 u (ppm)	4.5165
6/17/2021 18:02:24	PBS-381380	V (292.401 nm)	> 100.00	-0.0002 u (ppm)	40.1620

Date Time	Label	Element Label (nm)	%RSD	Unadjusted Conc	Intensity
6/17/2021 18:02:24	PBS-381380	Y (360.074 nm)	0.31	0.99 (Ratio)	664646.89
6/17/2021 18:02:24	PBS-381380	Y_R (360.074 nm)	0.31	0.99 (Ratio)	664646.89
6/17/2021 18:02:24	PBS-381380	Zn (213.857 nm)	16.08	-0.0003 u (ppm)	-36.0463
6/17/2021 18:05:40	LCSS-381380	Ag (328.068 nm)	0.76	0.0486 (ppm)	3454.5740
6/17/2021 18:05:40	LCSS-381380	Al (237.312 nm)	0.79	1.9780 (ppm)	3585.7004
6/17/2021 18:05:40	LCSS-381380	As (188.980 nm)	6.22	0.0322 (ppm) 80%	27.3211
6/17/2021 18:05:40	LCSS-381380	B (249.772 nm)	0.52	0.9821 (ppm)	45921.2549
6/17/2021 18:05:40	LCSS-381380	Ba (230.424 nm)	0.70	2.0768 (ppm)	76353.0949
6/17/2021 18:05:40	LCSS-381380	Be (313.107 nm)	0.50	0.0509 (ppm)	72249.3905
6/17/2021 18:05:40	LCSS-381380	Ca (317.933 nm)	0.48	2.0839 (ppm)	82437.8039
6/17/2021 18:05:40	LCSS-381380	Cd (214.439 nm)	0.91	0.0520 (ppm)	1042.6533
6/17/2021 18:05:40	LCSS-381380	Co (230.786 nm)	0.54	0.5181 (ppm)	6170.7783
6/17/2021 18:05:40	LCSS-381380	Cr (267.716 nm)	0.49	0.2091 (ppm)	7318.2678
6/17/2021 18:05:40	LCSS-381380	Cu (327.395 nm)	0.48	0.2565 (ppm)	15115.6192
6/17/2021 18:05:40	LCSS-381380	Fe (234.350 nm)	0.53	1.0274 (ppm)	8981.2816
6/17/2021 18:05:40	LCSS-381380	K (766.491 nm)	0.39	19.6975 (ppm)	60629.6789
6/17/2021 18:05:40	LCSS-381380	Mg (279.078 nm)	0.51	1.9911 (ppm)	4462.5310
6/17/2021 18:05:40	LCSS-381380	Mn (257.610 nm)	0.48	0.5087 (ppm)	137330.9977
6/17/2021 18:05:40	LCSS-381380	Mo (202.032 nm)	0.93	0.5022 (ppm)	2030.2893
6/17/2021 18:05:40	LCSS-381380	Na (588.995 nm)	0.20	20.1035 (ppm)	770056.5683
6/17/2021 18:05:40	LCSS-381380	Ni (230.299 nm)	0.24	0.5167 (ppm)	5168.7473
6/17/2021 18:05:40	LCSS-381380	Pb (220.353 nm)	0.38	0.5102 (ppm)	1170.0588
6/17/2021 18:05:40	LCSS-381380	Sb (217.582 nm)	0.74	0.4742 (ppm)	538.7382
6/17/2021 18:05:40	LCSS-381380	Se (196.026 nm)	0.93	0.8886 (ppm)	501.9534
6/17/2021 18:05:40	LCSS-381380	Sn (189.925 nm)	0.97	4.9555 (ppm)	3111.5799
6/17/2021 18:05:40	LCSS-381380	Sr (216.596 nm)	0.72	2.0108 (ppm)	16583.8485
6/17/2021 18:05:40	LCSS-381380	Ti (336.122 nm)	0.38	0.5181 (ppm)	103318.8857
6/17/2021 18:05:40	LCSS-381380	Tl (351.923 nm)	0.70	1.8544 (ppm)	4591.8098
6/17/2021 18:05:40	LCSS-381380	V (292.401 nm)	0.57	0.5102 (ppm)	15233.2543
6/17/2021 18:05:40	LCSS-381380	Y (360.074 nm)	0.24	0.99 (Ratio)	663003.90
6/17/2021 18:05:40	LCSS-381380	Y_R (360.074 nm)	0.24	0.99 (Ratio)	663003.90
6/17/2021 18:05:40	LCSS-381380	Zn (213.857 nm)	0.36	0.5061 (ppm)	17718.4843
6/17/2021 18:08:56	R2105731-001	Ag (328.068 nm)	2.37	0.0040 (ppm)	172.3442
6/17/2021 18:08:56	R2105731-001	Al (237.312 nm)	0.23	5.7456 (ppm)	10422.8640
6/17/2021 18:08:56	R2105731-001	As (188.980 nm)	31.83	0.0102 (ppm)	9.5126
6/17/2021 18:08:56	R2105731-001	B (249.772 nm)	0.38	0.1066 (ppm)	5120.3360
6/17/2021 18:08:56	R2105731-001	Ba (230.424 nm)	0.61	1.1455 (ppm)	42115.8860
6/17/2021 18:08:56	R2105731-001	Be (313.107 nm)	2.58	0.0001 (ppm)	-397.9137
6/17/2021 18:08:56	R2105731-001	Ca (317.933 nm)	0.43	89.4736 o (ppm)	3436329.7629
6/17/2021 18:08:56	R2105731-001	Cd (214.439 nm)	0.94	0.0040 (ppm)	91.1813
6/17/2021 18:08:56	R2105731-001	Co (230.786 nm)	> 100.00	0.0009 u (ppm)	20.0906
6/17/2021 18:08:56	R2105731-001	Cr (267.716 nm)	0.59	0.1720 (ppm)	6030.9768
6/17/2021 18:08:56	R2105731-001	Cu (327.395 nm)	0.48	1.6754 (ppm)	98601.9974
6/17/2021 18:08:56	R2105731-001	Fe (234.350 nm)	0.56	152.9287 o (ppm)	1330274.5640
6/17/2021 18:08:56	R2105731-001	K (766.491 nm)	0.50	2.1996 (ppm)	6867.9390
6/17/2021 18:08:56	R2105731-001	Mg (279.078 nm)	0.53	11.1099 (ppm)	24904.5578
6/17/2021 18:08:56	R2105731-001	Mn (257.610 nm)	0.37	0.7458 (ppm)	201316.9333
6/17/2021 18:08:56	R2105731-001	Mo (202.032 nm)	1.86	0.0234 (ppm)	100.2643
6/17/2021 18:08:56	R2105731-001	Na (588.995 nm)	0.30	1.4525 (ppm)	42845.8161
6/17/2021 18:08:56	R2105731-001	Ni (230.299 nm)	8.75	0.0259 (ppm)	238.5317
6/17/2021 18:08:56	R2105731-001	Pb (220.353 nm)	3.01	0.0317 (ppm)	74.7696

2nd analysis

Date Time	Label	Element Label (nm)	%RSD	Unadjusted Conc	Intensity
6/17/2021 18:08:56	R2105731-001	Sb (217.582 nm)	98.67	0.0022 (ppm)	8.7817
6/17/2021 18:08:56	R2105731-001	Se (196.026 nm)	24.56	0.0118 (ppm)	6.6946
6/17/2021 18:08:56	R2105731-001	Sn (189.925 nm)	3.39	0.1437 (ppm)	89.1063
6/17/2021 18:08:56	R2105731-001	Sr (216.596 nm)	0.60	0.5845 (ppm)	4821.0364
6/17/2021 18:08:56	R2105731-001	Ti (336.122 nm)	1.72	0.4228 (ppm)	84129.7174
6/17/2021 18:08:56	R2105731-001	Tl (351.923 nm)	> 100.00	-0.0006 u (ppm)	7.5934
6/17/2021 18:08:56	R2105731-001	V (292.401 nm)	0.56	0.0204 (ppm)	651.5129
6/17/2021 18:08:56	R2105731-001	Y (360.074 nm)	0.18	0.99 (Ratio)	658940.63
6/17/2021 18:08:56	R2105731-001	Y_R (360.074 nm)	0.18	0.99 (Ratio)	658940.63
6/17/2021 18:08:56	R2105731-001	Zn (213.857 nm)	0.87	2.0822 (ppm)	72977.6532
6/17/2021 18:12:13	R2105887-005	Ag (328.068 nm)	12.51	-0.0002 u (ppm)	-137.4830
6/17/2021 18:12:13	R2105887-005	Al (237.312 nm)	0.68	51.2197 o (ppm)	92947.9940
6/17/2021 18:12:13	R2105887-005	As (188.980 nm)	22.59	0.0223 (ppm)	19.2699
6/17/2021 18:12:13	R2105887-005	B (249.772 nm)	0.89	0.1089 (ppm)	5230.2471
6/17/2021 18:12:13	R2105887-005	Ba (230.424 nm)	0.13	0.3825 (ppm)	14064.0194
6/17/2021 18:12:13	R2105887-005	Be (313.107 nm)	0.35	0.0024 (ppm)	2925.0284
6/17/2021 18:12:13	R2105887-005	Ca (317.933 nm)	0.73	150.9213 o (ppm)	5794606.0448
6/17/2021 18:12:13	R2105887-005	Cd (214.439 nm)	6.97	0.0016 (ppm)	44.5105
6/17/2021 18:12:13	R2105887-005	Co (230.786 nm)	1.40	0.0348 (ppm)	422.2242
6/17/2021 18:12:13	R2105887-005	Cr (267.716 nm)	0.54	0.0666 (ppm)	2375.7827
6/17/2021 18:12:13	R2105887-005	Cu (327.395 nm)	0.11	0.1141 (ppm)	6735.4521
6/17/2021 18:12:13	R2105887-005	Fe (234.350 nm)	0.34	97.4484 o (ppm)	847687.1787
6/17/2021 18:12:13	R2105887-005	K (766.491 nm)	1.14	13.1821 (ppm)	40611.5357
6/17/2021 18:12:13	R2105887-005	Mg (279.078 nm)	0.33	39.6073 (ppm)	88788.4992
6/17/2021 18:12:13	R2105887-005	Mn (257.610 nm)	0.52	5.9022 o (ppm)	1592763.4850
6/17/2021 18:12:13	R2105887-005	Mo (202.032 nm)	> 100.00	0.0000 u (ppm)	6.1860
6/17/2021 18:12:13	R2105887-005	Na (588.995 nm)	1.50	1.2016 (ppm)	33065.4348
6/17/2021 18:12:13	R2105887-005	Ni (230.299 nm)	0.97	0.0639 (ppm)	619.9898
6/17/2021 18:12:13	R2105887-005	Pb (220.353 nm)	0.76	0.0346 (ppm)	81.4622
6/17/2021 18:12:13	R2105887-005	Sb (217.582 nm)	> 100.00	-0.0055 u (ppm)	0.1155
6/17/2021 18:12:13	R2105887-005	Se (196.026 nm)	> 100.00	-0.0021 u (ppm)	-1.1393
6/17/2021 18:12:13	R2105887-005	Sn (189.925 nm)	8.36	0.0235 (ppm)	13.6065
6/17/2021 18:12:13	R2105887-005	Sr (216.596 nm)	0.76	0.2717 (ppm)	2241.5728
6/17/2021 18:12:13	R2105887-005	Ti (336.122 nm)	0.87	1.8278 (ppm)	367203.0525
6/17/2021 18:12:13	R2105887-005	Tl (351.923 nm)	21.30	-0.0069 u (ppm)	-7.9787
6/17/2021 18:12:13	R2105887-005	V (292.401 nm)	0.23	0.1321 (ppm)	3978.9253
6/17/2021 18:12:13	R2105887-005	Y (360.074 nm)	0.10	1.04 (Ratio)	694737.40
6/17/2021 18:12:13	R2105887-005	Y_R (360.074 nm)	0.10	1.04 (Ratio)	694737.40
6/17/2021 18:12:13	R2105887-005	Zn (213.857 nm)	1.51	0.2388 (ppm)	8345.2568
6/17/2021 18:15:29	R2105887-005L	Ag (328.068 nm)	36.06	-0.0002 u (ppm)	-135.9656
6/17/2021 18:15:29	R2105887-005L	Al (237.312 nm)	0.45	11.9379 (ppm)	21660.5326
6/17/2021 18:15:29	R2105887-005L	As (188.980 nm)	36.06	0.0034 (ppm)	4.0397
6/17/2021 18:15:29	R2105887-005L	B (249.772 nm)	0.63	0.0254 (ppm)	1338.0059
6/17/2021 18:15:29	R2105887-005L	Ba (230.424 nm)	0.44	0.0881 (ppm)	3241.1591
6/17/2021 18:15:29	R2105887-005L	Be (313.107 nm)	1.14	0.0006 (ppm)	223.1458
6/17/2021 18:15:29	R2105887-005L	Ca (317.933 nm)	0.06	33.2658 (ppm)	1279157.6812
6/17/2021 18:15:29	R2105887-005L	Cd (214.439 nm)	31.57	0.0003 (ppm)	19.5772
6/17/2021 18:15:29	R2105887-005L	Co (230.786 nm)	4.41	0.0074 (ppm)	96.3728
6/17/2021 18:15:29	R2105887-005L	Cr (267.716 nm)	0.90	0.0154 (ppm)	597.2883
6/17/2021 18:15:29	R2105887-005L	Cu (327.395 nm)	2.27	0.0227 (ppm)	1353.9746
6/17/2021 18:15:29	R2105887-005L	Fe (234.350 nm)	0.16	21.8693 o (ppm)	190271.7045

2nd analysis

Date Time	Label	Element Label (nm)	%RSD	Unadjusted Conc	Intensity
6/17/2021 18:15:29	R2105887-005L	K (766.491 nm)	0.98	3.2653 (ppm)	10142.3362
6/17/2021 18:15:29	R2105887-005L	Mg (279.078 nm)	0.07	8.4244 (ppm)	18884.2982
6/17/2021 18:15:29	R2105887-005L	Mn (257.610 nm)	0.08	1.2958 (ppm)	349727.7554
6/17/2021 18:15:29	R2105887-005L	Mo (202.032 nm)	> 100.00	-0.0008 u (ppm)	2.9196
6/17/2021 18:15:29	R2105887-005L	Na (588.995 nm)	0.98	0.3092 (ppm)	-1731.5870
6/17/2021 18:15:29	R2105887-005L	Ni (230.299 nm)	4.21	0.0118 (ppm)	96.9454
6/17/2021 18:15:29	R2105887-005L	Pb (220.353 nm)	12.06	0.0070 (ppm)	18.1921
6/17/2021 18:15:29	R2105887-005L	Sb (217.582 nm)	32.57	-0.0038 u (ppm)	2.0325
6/17/2021 18:15:29	R2105887-005L	Se (196.026 nm)	> 100.00	0.0012 (ppm)	0.7103
6/17/2021 18:15:29	R2105887-005L	Sn (189.925 nm)	61.82	0.0051 (ppm)	2.0446
6/17/2021 18:15:29	R2105887-005L	Sr (216.596 nm)	0.48	0.0599 (ppm)	494.4192
6/17/2021 18:15:29	R2105887-005L	Ti (336.122 nm)	2.97	0.4750 (ppm)	94635.5432
6/17/2021 18:15:29	R2105887-005L	Tl (351.923 nm)	> 100.00	-0.0005 u (ppm)	7.7855
6/17/2021 18:15:29	R2105887-005L	V (292.401 nm)	0.34	0.0296 (ppm)	927.0977
6/17/2021 18:15:29	R2105887-005L	Y (360.074 nm)	0.19	1.01 (Ratio)	673482.55
6/17/2021 18:15:29	R2105887-005L	Y_R (360.074 nm)	0.19	1.01 (Ratio)	673482.55
6/17/2021 18:15:29	R2105887-005L	Zn (213.857 nm)	0.97	0.0510 (ppm)	1760.9345
6/17/2021 18:18:45	PBW-381321	Ag (328.068 nm)	14.46	-0.0002 u (ppm)	-136.2709
6/17/2021 18:18:45	PBW-381321	Al (237.312 nm)	4.39	0.0055 (ppm)	5.9135
6/17/2021 18:18:45	PBW-381321	As (188.980 nm)	25.78	-0.0029 u (ppm)	-1.0898
6/17/2021 18:18:45	PBW-381321	B (249.772 nm)	1.70	0.0009 (ppm)	197.3788
6/17/2021 18:18:45	PBW-381321	Ba (230.424 nm)	91.27	0.0001 (ppm)	7.3928
6/17/2021 18:18:45	PBW-381321	Be (313.107 nm)	> 100.00	0.0000 u (ppm)	-568.7387
6/17/2021 18:18:45	PBW-381321	Ca (317.933 nm)	2.52	0.0066 (ppm)	2713.5740
6/17/2021 18:18:45	PBW-381321	Cd (214.439 nm)	> 100.00	0.0000 u (ppm)	12.8768
6/17/2021 18:18:45	PBW-381321	Co (230.786 nm)	> 100.00	0.0000 u (ppm)	9.3711
6/17/2021 18:18:45	PBW-381321	Cr (267.716 nm)	15.03	-0.0014 u (ppm)	17.0795
6/17/2021 18:18:45	PBW-381321	Cu (327.395 nm)	> 100.00	-0.0003 u (ppm)	3.8609
6/17/2021 18:18:45	PBW-381321	Fe (234.350 nm)	> 100.00	0.0004 u (ppm)	48.2840
6/17/2021 18:18:45	PBW-381321	K (766.491 nm)	> 100.00	0.0036 u (ppm)	120.8690
6/17/2021 18:18:45	PBW-381321	Mg (279.078 nm)	> 100.00	0.0000 u (ppm)	-0.9812
6/17/2021 18:18:45	PBW-381321	Mn (257.610 nm)	17.50	-0.0001 u (ppm)	45.2665
6/17/2021 18:18:45	PBW-381321	Mo (202.032 nm)	28.63	-0.0010 u (ppm)	1.8684
6/17/2021 18:18:45	PBW-381321	Na (588.995 nm)	10.01	0.0162 (ppm)	-13155.6160
6/17/2021 18:18:45	PBW-381321	Ni (230.299 nm)	> 100.00	0.0000 u (ppm)	-21.6100
6/17/2021 18:18:45	PBW-381321	Pb (220.353 nm)	> 100.00	-0.0007 u (ppm)	0.5491
6/17/2021 18:18:45	PBW-381321	Sb (217.582 nm)	51.26	-0.0062 u (ppm)	-0.7002
6/17/2021 18:18:45	PBW-381321	Se (196.026 nm)	> 100.00	-0.0013 u (ppm)	-0.6634
6/17/2021 18:18:45	PBW-381321	Sn (189.925 nm)	> 100.00	0.0002 u (ppm)	-1.0577
6/17/2021 18:18:45	PBW-381321	Sr (216.596 nm)	96.21	-0.0004 u (ppm)	-2.3841
6/17/2021 18:18:45	PBW-381321	Ti (336.122 nm)	4.59	0.0014 (ppm)	-771.3041
6/17/2021 18:18:45	PBW-381321	Tl (351.923 nm)	> 100.00	0.0022 u (ppm)	14.3090
6/17/2021 18:18:45	PBW-381321	V (292.401 nm)	> 100.00	-0.0001 u (ppm)	43.0332
6/17/2021 18:18:45	PBW-381321	Y (360.074 nm)	0.09	1.01 (Ratio)	673956.88
6/17/2021 18:18:45	PBW-381321	Y_R (360.074 nm)	0.09	1.01 (Ratio)	673956.88
6/17/2021 18:18:45	PBW-381321	Zn (213.857 nm)	27.99	0.0003 (ppm)	-17.1634
6/17/2021 18:22:00	LCSW-381321	Ag (328.068 nm)	0.08	0.0485 (ppm)	3446.3360
6/17/2021 18:22:00	LCSW-381321	Al (237.312 nm)	0.78	1.9848 (ppm)	3598.0329
6/17/2021 18:22:00	LCSW-381321	As (188.980 nm)	3.25	0.0374 (ppm)	31.4794
6/17/2021 18:22:00	LCSW-381321	B (249.772 nm)	0.41	0.9986 (ppm)	46692.7832
6/17/2021 18:22:00	LCSW-381321	Ba (230.424 nm)	0.44	2.0569 (ppm)	75622.3079

Date Time	Label	Element Label (nm)	%RSD	Unadjusted Conc	Intensity
6/17/2021 18:22:00	LCSW-381321	Be (313.107 nm)	0.41	0.0510 (ppm)	72336.3109
6/17/2021 18:22:00	LCSW-381321	Ca (317.933 nm)	0.53	2.0603 (ppm)	81534.8478
6/17/2021 18:22:00	LCSW-381321	Cd (214.439 nm)	0.21	0.0519 (ppm)	1040.6738
6/17/2021 18:22:00	LCSW-381321	Co (230.786 nm)	0.45	0.5132 (ppm)	6111.8501
6/17/2021 18:22:00	LCSW-381321	Cr (267.716 nm)	0.42	0.2050 (ppm)	7175.7545
6/17/2021 18:22:00	LCSW-381321	Cu (327.395 nm)	0.50	0.2473 (ppm)	14574.1111
6/17/2021 18:22:00	LCSW-381321	Fe (234.350 nm)	0.46	1.0133 (ppm)	8858.9060
6/17/2021 18:22:00	LCSW-381321	K (766.491 nm)	0.61	19.5095 (ppm)	60052.2836
6/17/2021 18:22:00	LCSW-381321	Mg (279.078 nm)	0.26	1.9762 (ppm)	4429.1095
6/17/2021 18:22:00	LCSW-381321	Mn (257.610 nm)	0.45	0.5024 (ppm)	135638.8686
6/17/2021 18:22:00	LCSW-381321	Mo (202.032 nm)	0.51	0.4940 (ppm)	1997.3545
6/17/2021 18:22:00	LCSW-381321	Na (588.995 nm)	0.91	19.7742 (ppm)	757216.3965
6/17/2021 18:22:00	LCSW-381321	Ni (230.299 nm)	0.76	0.5123 (ppm)	5124.1639
6/17/2021 18:22:00	LCSW-381321	Pb (220.353 nm)	0.55	0.5088 (ppm)	1167.0046
6/17/2021 18:22:00	LCSW-381321	Sb (217.582 nm)	0.44	0.4874 (ppm)	553.5375
6/17/2021 18:22:00	LCSW-381321	Se (196.026 nm)	0.47	0.9916 (ppm)	560.1313
6/17/2021 18:22:00	LCSW-381321	Sn (189.925 nm)	0.59	4.8951 (ppm)	3073.6368
6/17/2021 18:22:00	LCSW-381321	Sr (216.596 nm)	0.67	1.9826 (ppm)	16351.3500
6/17/2021 18:22:00	LCSW-381321	Ti (336.122 nm)	0.43	0.5102 (ppm)	101732.4477
6/17/2021 18:22:00	LCSW-381321	Tl (351.923 nm)	0.56	1.8507 (ppm)	4582.6078
6/17/2021 18:22:00	LCSW-381321	V (292.401 nm)	0.56	0.5023 (ppm)	15000.9709
6/17/2021 18:22:00	LCSW-381321	Y (360.074 nm)	0.66	1.01 (Ratio)	672162.75
6/17/2021 18:22:00	LCSW-381321	Y_R (360.074 nm)	0.66	1.01 (Ratio)	672162.75
6/17/2021 18:22:00	LCSW-381321	Zn (213.857 nm)	0.77	0.5116 (ppm)	17909.6326
6/17/2021 18:25:15	R2105670-003	Ag (328.068 nm)	67.76	0.0002 (ppm)	-109.6506
6/17/2021 18:25:15	R2105670-003	Al (237.312 nm)	0.64	0.1552 (ppm)	277.5708
6/17/2021 18:25:15	R2105670-003	As (188.980 nm)	13.91	0.0224 (ppm)	19.3700
6/17/2021 18:25:15	R2105670-003	B (249.772 nm)	0.13	0.2397 (ppm)	11327.0258
6/17/2021 18:25:15	R2105670-003	Ba (230.424 nm)	1.93	0.0089 (ppm)	329.1867
6/17/2021 18:25:15	R2105670-003	Be (313.107 nm)	7.69	0.0001 (ppm)	-487.1494
6/17/2021 18:25:15	R2105670-003	Ca (317.933 nm)	0.20	572.3822 o (ppm)	21969674.4961
6/17/2021 18:25:15	R2105670-003	Cd (214.439 nm)	> 100.00	0.0000 u (ppm)	13.1167
6/17/2021 18:25:15	R2105670-003	Co (230.786 nm)	30.58	0.0007 (ppm)	16.6406
6/17/2021 18:25:15	R2105670-003	Cr (267.716 nm)	12.94	-0.0011 u (ppm)	27.3392
6/17/2021 18:25:15	R2105670-003	Cu (327.395 nm)	4.04	0.0020 (ppm)	136.2878
6/17/2021 18:25:15	R2105670-003	Fe (234.350 nm)	0.19	4.0807 (ppm)	35540.4823
6/17/2021 18:25:15	R2105670-003	K (766.491 nm)	0.28	6.8006 (ppm)	21004.5575
6/17/2021 18:25:15	R2105670-003	Mg (279.078 nm)	0.18	50.8373 (ppm)	113963.2117
6/17/2021 18:25:15	R2105670-003	Mn (257.610 nm)	0.20	0.0689 (ppm)	18663.0050
6/17/2021 18:25:15	R2105670-003	Mo (202.032 nm)	57.73	-0.0009 u (ppm)	2.4757
6/17/2021 18:25:15	R2105670-003	Na (588.995 nm)	0.39	162.5636 o (ppm)	6324633.4770
6/17/2021 18:25:15	R2105670-003	Ni (230.299 nm)	32.96	-0.0032 u (ppm)	-54.1172
6/17/2021 18:25:15	R2105670-003	Pb (220.353 nm)	17.10	0.0127 (ppm)	31.2921
6/17/2021 18:25:15	R2105670-003	Sb (217.582 nm)	55.27	0.0007 (ppm)	7.0952
6/17/2021 18:25:15	R2105670-003	Se (196.026 nm)	21.18	-0.0056 u (ppm)	-3.0981
6/17/2021 18:25:15	R2105670-003	Sn (189.925 nm)	> 100.00	-0.0024 u (ppm)	-2.7094
6/17/2021 18:25:15	R2105670-003	Sr (216.596 nm)	0.16	11.1376 o (ppm)	91852.6489
6/17/2021 18:25:15	R2105670-003	Ti (336.122 nm)	4.59	0.0125 (ppm)	1449.6916
6/17/2021 18:25:15	R2105670-003	Tl (351.923 nm)	5.72	0.0203 (ppm)	59.0663
6/17/2021 18:25:15	R2105670-003	V (292.401 nm)	49.76	-0.0006 u (ppm)	27.7815
6/17/2021 18:25:15	R2105670-003	Y (360.074 nm)	0.40	0.98 (Ratio)	651625.06

Date Time	Label	Element Label (nm)	%RSD	Unadjusted Conc	Intensity
6/17/2021 18:25:15	R2105670-003	Y_R (360.074 nm)	0.40	0.98 (Ratio)	651625.06
6/17/2021 18:25:15	R2105670-003	Zn (213.857 nm)	2.46	0.0107 (ppm)	348.0070
6/17/2021 18:28:30	R2105670-003L	Ag (328.068 nm)	46.04	-0.0001 u (ppm)	-129.3488
6/17/2021 18:28:30	R2105670-003L	Al (237.312 nm)	8.19	0.0281 (ppm)	46.9280
6/17/2021 18:28:30	R2105670-003L	As (188.980 nm)	> 100.00	0.0013 u (ppm)	2.3436
6/17/2021 18:28:30	R2105670-003L	B (249.772 nm)	0.17	0.0454 (ppm)	2268.4472
6/17/2021 18:28:30	R2105670-003L	Ba (230.424 nm)	7.01	0.0019 (ppm)	72.4903
6/17/2021 18:28:30	R2105670-003L	Ba (313.107 nm)	14.76	0.0000 (ppm)	-532.7139
6/17/2021 18:28:30	R2105670-003L	Ca (317.933 nm)	0.26	130.4960 o (ppm)	5010711.3838
6/17/2021 18:28:30	R2105670-003L	Cd (214.439 nm)	> 100.00	0.0000 u (ppm)	12.5677
6/17/2021 18:28:30	R2105670-003L	Co (230.786 nm)	> 100.00	-0.0001 u (ppm)	7.5082
6/17/2021 18:28:30	R2105670-003L	Cr (267.716 nm)	62.83	0.0003 (ppm)	74.9910
6/17/2021 18:28:30	R2105670-003L	Cu (327.395 nm)	> 100.00	0.0002 u (ppm)	33.6041
6/17/2021 18:28:30	R2105670-003L	Fe (234.350 nm)	0.21	0.8397 (ppm)	7349.0671
6/17/2021 18:28:30	R2105670-003L	K (766.491 nm)	0.96	1.2361 (ppm)	3907.6959
6/17/2021 18:28:30	R2105670-003L	Mg (279.078 nm)	0.06	9.8982 (ppm)	22188.2116
6/17/2021 18:28:30	R2105670-003L	Mn (257.610 nm)	0.05	0.0142 (ppm)	3902.1217
6/17/2021 18:28:30	R2105670-003L	Mo (202.032 nm)	92.36	-0.0011 u (ppm)	1.8162
6/17/2021 18:28:30	R2105670-003L	Na (588.995 nm)	0.47	33.3453 (ppm)	1286360.7912
6/17/2021 18:28:30	R2105670-003L	Ni (230.299 nm)	99.00	-0.0003 u (ppm)	-24.8863
6/17/2021 18:28:30	R2105670-003L	Pb (220.353 nm)	> 100.00	0.0007 u (ppm)	3.7480
6/17/2021 18:28:30	R2105670-003L	Sb (217.582 nm)	25.65	-0.0044 u (ppm)	1.3587
6/17/2021 18:28:30	R2105670-003L	Se (196.026 nm)	56.41	-0.0032 u (ppm)	-1.7597
6/17/2021 18:28:30	R2105670-003L	Sn (189.925 nm)	> 100.00	-0.0024 u (ppm)	-2.6887
6/17/2021 18:28:30	R2105670-003L	Sr (216.596 nm)	1.70	2.2821 (ppm)	18821.4907
6/17/2021 18:28:30	R2105670-003L	Ti (336.122 nm)	2.33	0.0018 (ppm)	-693.4995
6/17/2021 18:28:30	R2105670-003L	Tl (351.923 nm)	> 100.00	-0.0001 u (ppm)	8.6555
6/17/2021 18:28:30	R2105670-003L	V (292.401 nm)	> 100.00	0.0001 u (ppm)	48.1313
6/17/2021 18:28:30	R2105670-003L	Y (360.074 nm)	0.25	1.00 (Ratio)	668134.52
6/17/2021 18:28:30	R2105670-003L	Y_R (360.074 nm)	0.25	1.00 (Ratio)	668134.52
6/17/2021 18:28:30	R2105670-003L	Zn (213.857 nm)	3.95	0.0020 (ppm)	41.8470
6/17/2021 18:31:45	Continuing Calibration Verification	Ag (328.068 nm)	0.15	0.4864 (ppm)	35631.4570
6/17/2021 18:31:45	Continuing Calibration Verification	Al (237.312 nm)	0.05	9.8185 (ppm)	17814.3394
6/17/2021 18:31:45	Continuing Calibration Verification	As (188.980 nm)	0.27	0.9664 (ppm)	782.3289
6/17/2021 18:31:45	Continuing Calibration Verification	B (249.772 nm)	0.15	2.4912 (ppm)	116250.7830
6/17/2021 18:31:45	Continuing Calibration Verification	Ba (230.424 nm)	0.10	10.0560 (ppm)	369694.3556
6/17/2021 18:31:45	Continuing Calibration Verification	Be (313.107 nm)	0.25	0.2495 (ppm)	356278.3776
6/17/2021 18:31:45	Continuing Calibration Verification	Ca (317.933 nm)	0.15	25.0191 (ppm)	962657.6461
6/17/2021 18:31:45	Continuing Calibration Verification	Cd (214.439 nm)	0.36	0.4925 (ppm)	9755.5172
6/17/2021 18:31:45	Continuing Calibration Verification	Co (230.786 nm)	0.20	2.4921 (ppm)	29647.4340
6/17/2021 18:31:45	Continuing Calibration Verification	Cr (267.716 nm)	0.23	0.5063 (ppm)	17626.4711
6/17/2021 18:31:45	Continuing Calibration Verification	Cu (327.395 nm)	0.07	1.2195 (ppm)	71778.0835
6/17/2021 18:31:45	Continuing Calibration Verification	Fe (234.350 nm)	0.23	5.0099 (ppm)	43623.0169
6/17/2021 18:31:45	Continuing Calibration Verification	K (766.491 nm)	0.14	24.5162 (ppm)	75435.0512
6/17/2021 18:31:45	Continuing Calibration Verification	Mg (279.078 nm)	0.30	24.7322 (ppm)	55442.2735
6/17/2021 18:31:45	Continuing Calibration Verification	Mn (257.610 nm)	0.20	0.7447 (ppm)	201028.3422
6/17/2021 18:31:45	Continuing Calibration Verification	Mo (202.032 nm)	0.36	2.4865 (ppm)	10028.8354
6/17/2021 18:31:45	Continuing Calibration Verification	Na (588.995 nm)	0.15	24.7986 (ppm)	953121.0906
6/17/2021 18:31:45	Continuing Calibration Verification	Ni (230.299 nm)	0.22	1.9699 (ppm)	19767.1398
6/17/2021 18:31:45	Continuing Calibration Verification	Pb (220.353 nm)	0.23	0.4978 (ppm)	1141.7535
6/17/2021 18:31:45	Continuing Calibration Verification	Sb (217.582 nm)	0.07	4.8663 (ppm)	5469.6407

Date Time	Label	Element Label (nm)	%RSD	Unadjusted Conc	Intensity
6/17/2021 18:31:45	Continuing Calibration Verification	Se (196.026 nm)	0.64	0.4799 (ppm)	271.1143
6/17/2021 18:31:45	Continuing Calibration Verification	Sn (189.925 nm)	0.41	4.9307 (ppm)	3096.0556
6/17/2021 18:31:45	Continuing Calibration Verification	Sr (216.596 nm)	0.09	2.5105 (ppm)	20705.0441
6/17/2021 18:31:45	Continuing Calibration Verification	Ti (336.122 nm)	0.17	2.5354 (ppm)	509757.5866
6/17/2021 18:31:45	Continuing Calibration Verification	Tl (351.923 nm)	0.70	0.9676 (ppm)	2400.2261
6/17/2021 18:31:45	Continuing Calibration Verification	V (292.401 nm)	0.20	2.5097 (ppm)	74764.7531
6/17/2021 18:31:45	Continuing Calibration Verification	Y (360.074 nm)	0.05	1.00 (Ratio)	666634.16
6/17/2021 18:31:45	Continuing Calibration Verification	Y_R (360.074 nm)	0.05	1.00 (Ratio)	666634.16
6/17/2021 18:31:45	Continuing Calibration Verification	Zn (213.857 nm)	0.26	0.9776 (ppm)	34250.2951
6/17/2021 18:34:59	Continuing Calibration Blank	Ag (328.068 nm)	57.46	-0.0002 u (ppm)	-137.8071
6/17/2021 18:34:59	Continuing Calibration Blank	Al (237.312 nm)	> 100.00	0.0013 u (ppm)	-1.6618
6/17/2021 18:34:59	Continuing Calibration Blank	As (188.980 nm)	65.06	-0.0031 u (ppm)	-1.2609
6/17/2021 18:34:59	Continuing Calibration Blank	B (249.772 nm)	30.29	0.0012 (ppm)	209.2922
6/17/2021 18:34:59	Continuing Calibration Blank	Ba (230.424 nm)	74.77	0.0001 (ppm)	8.8566
6/17/2021 18:34:59	Continuing Calibration Blank	Be (313.107 nm)	71.47	0.0000 (ppm)	-558.4058
6/17/2021 18:34:59	Continuing Calibration Blank	Ca (317.933 nm)	8.06	0.0029 (ppm)	2573.5112
6/17/2021 18:34:59	Continuing Calibration Blank	Cd (214.439 nm)	> 100.00	0.0000 u (ppm)	13.5920
6/17/2021 18:34:59	Continuing Calibration Blank	Co (230.786 nm)	12.20	-0.0006 u (ppm)	1.4055
6/17/2021 18:34:59	Continuing Calibration Blank	Cr (267.716 nm)	96.38	0.0001 (ppm)	67.5814
6/17/2021 18:34:59	Continuing Calibration Blank	Cu (327.395 nm)	85.53	-0.0003 u (ppm)	1.4013
6/17/2021 18:34:59	Continuing Calibration Blank	Fe (234.350 nm)	37.71	0.0020 (ppm)	62.6853
6/17/2021 18:34:59	Continuing Calibration Blank	K (766.491 nm)	27.42	0.0306 (ppm)	203.7547
6/17/2021 18:34:59	Continuing Calibration Blank	Mg (279.078 nm)	> 100.00	-0.0010 u (ppm)	-3.1615
6/17/2021 18:34:59	Continuing Calibration Blank	Mn (257.610 nm)	60.55	0.0000 (ppm)	68.0350
6/17/2021 18:34:59	Continuing Calibration Blank	Mo (202.032 nm)	45.49	0.0010 (ppm)	9.9188
6/17/2021 18:34:59	Continuing Calibration Blank	Na (588.995 nm)	5.68	0.0199 (ppm)	-13011.8462
6/17/2021 18:34:59	Continuing Calibration Blank	Ni (230.299 nm)	> 100.00	-0.0002 u (ppm)	-23.5911
6/17/2021 18:34:59	Continuing Calibration Blank	Pb (220.353 nm)	> 100.00	0.0000 u (ppm)	2.2173
6/17/2021 18:34:59	Continuing Calibration Blank	Sb (217.582 nm)	> 100.00	0.0004 u (ppm)	6.7508
6/17/2021 18:34:59	Continuing Calibration Blank	Se (196.026 nm)	> 100.00	0.0031 (ppm)	1.7807
6/17/2021 18:34:59	Continuing Calibration Blank	Sn (189.925 nm)	> 100.00	0.0001 u (ppm)	-1.1286
6/17/2021 18:34:59	Continuing Calibration Blank	Sr (216.596 nm)	> 100.00	-0.0002 u (ppm)	-0.7743
6/17/2021 18:34:59	Continuing Calibration Blank	Ti (336.122 nm)	21.29	0.0011 (ppm)	-847.7901
6/17/2021 18:34:59	Continuing Calibration Blank	Tl (351.923 nm)	> 100.00	-0.0003 u (ppm)	8.2300
6/17/2021 18:34:59	Continuing Calibration Blank	V (292.401 nm)	> 100.00	-0.0001 u (ppm)	42.2290
6/17/2021 18:34:59	Continuing Calibration Blank	Y (360.074 nm)	0.13	1.00 (Ratio)	670844.03
6/17/2021 18:34:59	Continuing Calibration Blank	Y_R (360.074 nm)	0.13	1.00 (Ratio)	670844.03
6/17/2021 18:34:59	Continuing Calibration Blank	Zn (213.857 nm)	55.43	-0.0001 u (ppm)	-31.8779
6/17/2021 18:38:14	PBW-381323	Ag (328.068 nm)	79.16	-0.0001 u (ppm)	-132.3804
6/17/2021 18:38:14	PBW-381323	Al (237.312 nm)	86.50	0.0035 (ppm)	2.3905
6/17/2021 18:38:14	PBW-381323	As (188.980 nm)	> 100.00	-0.0006 u (ppm)	0.7993
6/17/2021 18:38:14	PBW-381323	B (249.772 nm)	20.79	0.0006 (ppm)	183.5376
6/17/2021 18:38:14	PBW-381323	Ba (230.424 nm)	90.25	0.0002 (ppm)	9.7938
6/17/2021 18:38:14	PBW-381323	Be (313.107 nm)	> 100.00	0.0000 u (ppm)	-571.9847
6/17/2021 18:38:14	PBW-381323	Ca (317.933 nm)	4.77	0.0071 (ppm)	2732.5462
6/17/2021 18:38:14	PBW-381323	Cd (214.439 nm)	88.61	0.0000 (ppm)	13.9667
6/17/2021 18:38:14	PBW-381323	Co (230.786 nm)	7.37	-0.0003 u (ppm)	4.7803
6/17/2021 18:38:14	PBW-381323	Cr (267.716 nm)	12.49	-0.0015 u (ppm)	13.1536
6/17/2021 18:38:14	PBW-381323	Cu (327.395 nm)	> 100.00	0.0000 u (ppm)	20.7578
6/17/2021 18:38:14	PBW-381323	Fe (234.350 nm)	3.92	-0.0020 u (ppm)	27.3973
6/17/2021 18:38:14	PBW-381323	K (766.491 nm)	> 100.00	0.0080 u (ppm)	134.4112

Date Time	Label	Element Label (nm)	%RSD	Unadjusted Conc	Intensity
6/17/2021 18:38:14	PBW-381323	Mg (279.078 nm)	> 100.00	0.0004 u (ppm)	-0.0931
6/17/2021 18:38:14	PBW-381323	Mn (257.610 nm)	9.71	0.0003 (ppm)	138.2392
6/17/2021 18:38:14	PBW-381323	Mo (202.032 nm)	62.92	-0.0004 u (ppm)	4.2838
6/17/2021 18:38:14	PBW-381323	Na (588.995 nm)	26.54	0.0202 (ppm)	-13000.5844
6/17/2021 18:38:14	PBW-381323	Ni (230.299 nm)	79.16	0.0005 (ppm)	-16.5943
6/17/2021 18:38:14	PBW-381323	Pb (220.353 nm)	> 100.00	-0.0008 u (ppm)	0.3200
6/17/2021 18:38:14	PBW-381323	Sb (217.582 nm)	82.72	-0.0030 u (ppm)	2.9167
6/17/2021 18:38:14	PBW-381323	Se (196.026 nm)	43.26	0.0036 (ppm)	2.1022
6/17/2021 18:38:14	PBW-381323	Sn (189.925 nm)	87.10	0.0034 (ppm)	0.9712
6/17/2021 18:38:14	PBW-381323	Sr (216.596 nm)	> 100.00	-0.0002 u (ppm)	-0.9336
6/17/2021 18:38:14	PBW-381323	Ti (336.122 nm)	2.72	0.0014 (ppm)	-772.1527
6/17/2021 18:38:14	PBW-381323	Tl (351.923 nm)	> 100.00	0.0008 u (ppm)	10.8167
6/17/2021 18:38:14	PBW-381323	V (292.401 nm)	> 100.00	0.0000 u (ppm)	44.7924
6/17/2021 18:38:14	PBW-381323	Y (360.074 nm)	0.19	1.01 (Ratio)	675236.42
6/17/2021 18:38:14	PBW-381323	Y_R (360.074 nm)	0.19	1.01 (Ratio)	675236.42
6/17/2021 18:38:14	PBW-381323	Zn (213.857 nm)	64.84	0.0002 (ppm)	-20.7074
6/17/2021 18:41:29	LCSW-381323	Ag (328.068 nm)	0.35	0.0477 (ppm)	3382.2743
6/17/2021 18:41:29	LCSW-381323	Al (237.312 nm)	0.12	1.9650 (ppm)	3561.9680
6/17/2021 18:41:29	LCSW-381323	As (188.980 nm)	7.68	0.0339 (ppm)	28.7120
6/17/2021 18:41:29	LCSW-381323	B (249.772 nm)	0.23	0.9872 (ppm)	46159.3726
6/17/2021 18:41:29	LCSW-381323	Ba (230.424 nm)	0.70	2.0298 (ppm)	74624.3197
6/17/2021 18:41:29	LCSW-381323	Be (313.107 nm)	0.27	0.0502 (ppm)	71240.5457
6/17/2021 18:41:29	LCSW-381323	Ca (317.933 nm)	0.33	2.0319 (ppm)	80445.0657
6/17/2021 18:41:29	LCSW-381323	Cd (214.439 nm)	0.81	0.0511 (ppm)	1024.7249
6/17/2021 18:41:29	LCSW-381323	Co (230.786 nm)	0.29	0.5061 (ppm)	6028.1801
6/17/2021 18:41:29	LCSW-381323	Cr (267.716 nm)	0.33	0.2022 (ppm)	7079.7567
6/17/2021 18:41:29	LCSW-381323	Cu (327.395 nm)	0.35	0.2441 (ppm)	14383.1084
6/17/2021 18:41:29	LCSW-381323	Fe (234.350 nm)	0.35	0.9980 (ppm)	8725.6936
6/17/2021 18:41:29	LCSW-381323	K (766.491 nm)	0.23	19.2144 (ppm)	59145.5834
6/17/2021 18:41:29	LCSW-381323	Mg (279.078 nm)	0.56	1.9513 (ppm)	4373.2482
6/17/2021 18:41:29	LCSW-381323	Mn (257.610 nm)	0.29	0.4962 (ppm)	133956.5919
6/17/2021 18:41:29	LCSW-381323	Mo (202.032 nm)	0.79	0.4879 (ppm)	1972.8717
6/17/2021 18:41:29	LCSW-381323	Na (588.995 nm)	0.40	19.4660 (ppm)	745201.5243
6/17/2021 18:41:29	LCSW-381323	Ni (230.299 nm)	0.21	0.5042 (ppm)	5042.6919
6/17/2021 18:41:29	LCSW-381323	Pb (220.353 nm)	0.33	0.5030 (ppm)	1153.6722
6/17/2021 18:41:29	LCSW-381323	Sb (217.582 nm)	0.61	0.4795 (ppm)	544.6693
6/17/2021 18:41:29	LCSW-381323	Se (196.026 nm)	0.27	0.9822 (ppm)	554.8052
6/17/2021 18:41:29	LCSW-381323	Sn (189.925 nm)	0.65	4.8306 (ppm)	3033.1401
6/17/2021 18:41:29	LCSW-381323	Sr (216.596 nm)	0.14	1.9611 (ppm)	16173.9216
6/17/2021 18:41:29	LCSW-381323	Ti (336.122 nm)	0.41	0.5050 (ppm)	100684.3070
6/17/2021 18:41:29	LCSW-381323	Tl (351.923 nm)	0.58	1.8230 (ppm)	4514.1991
6/17/2021 18:41:29	LCSW-381323	V (292.401 nm)	0.20	0.4949 (ppm)	14778.1102
6/17/2021 18:41:29	LCSW-381323	Y (360.074 nm)	0.11	1.01 (Ratio)	672357.26
6/17/2021 18:41:29	LCSW-381323	Y_R (360.074 nm)	0.11	1.01 (Ratio)	672357.26
6/17/2021 18:41:29	LCSW-381323	Zn (213.857 nm)	0.52	0.5044 (ppm)	17656.3273
6/17/2021 18:44:44	R2105685-002	Ag (328.068 nm)	> 100.00	0.0000 u (ppm)	-124.3299
6/17/2021 18:44:44	R2105685-002	Al (237.312 nm)	2.76	0.0332 (ppm)	56.3194
6/17/2021 18:44:44	R2105685-002	As (188.980 nm)	> 100.00	-0.0006 u (ppm)	0.8034
6/17/2021 18:44:44	R2105685-002	B (249.772 nm)	0.06	0.0833 (ppm)	4036.6946
6/17/2021 18:44:44	R2105685-002	Ba (230.424 nm)	0.16	0.0875 (ppm)	3220.4307
6/17/2021 18:44:44	R2105685-002	Be (313.107 nm)	61.62	0.0000 (ppm)	-561.7924

Date Time	Label	Element Label (nm)	%RSD	Unadjusted Conc	Intensity
6/17/2021 18:44:44	R2105685-002	Ca (317.933 nm)	0.32	32.4270 (ppm)	1246962.9489
6/17/2021 18:44:44	R2105685-002	Cd (214.439 nm)	> 100.00	-0.0001 u (ppm)	10.9479
6/17/2021 18:44:44	R2105685-002	Co (230.786 nm)	> 100.00	-0.0003 u (ppm)	5.1035
6/17/2021 18:44:44	R2105685-002	Cr (267.716 nm)	10.58	-0.0014 u (ppm)	15.3374
6/17/2021 18:44:44	R2105685-002	Cu (327.395 nm)	6.80	0.0023 (ppm)	157.7411
6/17/2021 18:44:44	R2105685-002	Fe (234.350 nm)	0.73	0.2117 (ppm)	1886.2419
6/17/2021 18:44:44	R2105685-002	K (766.491 nm)	0.53	9.7994 (ppm)	2565.9447
6/17/2021 18:44:44	R2105685-002	Mg (279.078 nm)	0.28	9.1269 (ppm)	20459.2728
6/17/2021 18:44:44	R2105685-002	Mn (257.610 nm)	0.24	0.0740 (ppm)	20029.9741
6/17/2021 18:44:44	R2105685-002	Mo (202.032 nm)	> 100.00	-0.0003 u (ppm)	4.7925
6/17/2021 18:44:44	R2105685-002	Na (588.995 nm)	0.26	15.6034 (ppm)	594597.6023
6/17/2021 18:44:44	R2105685-002	Ni (230.299 nm)	33.85	-0.0036 u (ppm)	-58.1187
6/17/2021 18:44:44	R2105685-002	Pb (220.353 nm)	> 100.00	-0.0009 u (ppm)	0.0816
6/17/2021 18:44:44	R2105685-002	Sb (217.582 nm)	76.44	-0.0023 u (ppm)	3.7479
6/17/2021 18:44:44	R2105685-002	Se (196.026 nm)	> 100.00	-0.0021 u (ppm)	-1.1423
6/17/2021 18:44:44	R2105685-002	Sn (189.925 nm)	> 100.00	0.0013 u (ppm)	-0.3629
6/17/2021 18:44:44	R2105685-002	Sr (216.596 nm)	0.73	0.3740 (ppm)	3085.1350
6/17/2021 18:44:44	R2105685-002	Ti (336.122 nm)	3.68	0.0020 (ppm)	-659.8152
6/17/2021 18:44:44	R2105685-002	Tl (351.923 nm)	> 100.00	0.0009 u (ppm)	11.1486
6/17/2021 18:44:44	R2105685-002	V (292.401 nm)	75.01	-0.0001 u (ppm)	42.3980
6/17/2021 18:44:44	R2105685-002	Y (360.074 nm)	0.13	1.01 (Ratio)	672532.62
6/17/2021 18:44:44	R2105685-002	Y_R (360.074 nm)	0.13	1.01 (Ratio)	672532.62
6/17/2021 18:44:44	R2105685-002	Zn (213.857 nm)	3.36	0.0019 (ppm)	39.4616
6/17/2021 18:48:00	R2105685-003	Ag (328.068 nm)	> 100.00	-0.0001 u (ppm)	-126.4736
6/17/2021 18:48:00	R2105685-003	Al (237.312 nm)	0.59	0.2683 (ppm)	482.8185
6/17/2021 18:48:00	R2105685-003	As (188.980 nm)	46.82	-0.0040 u (ppm)	-1.9676
6/17/2021 18:48:00	R2105685-003	B (249.772 nm)	0.97	0.0178 (ppm)	985.0432
6/17/2021 18:48:00	R2105685-003	Ba (230.424 nm)	0.17	0.0115 (ppm)	426.9656
6/17/2021 18:48:00	R2105685-003	Be (313.107 nm)	29.93	0.0000 (ppm)	-548.0244
6/17/2021 18:48:00	R2105685-003	Ca (317.933 nm)	0.13	11.2679 (ppm)	434908.9317
6/17/2021 18:48:00	R2105685-003	Cd (214.439 nm)	97.56	-0.0001 u (ppm)	11.0364
6/17/2021 18:48:00	R2105685-003	Co (230.786 nm)	> 100.00	0.0000 u (ppm)	8.5199
6/17/2021 18:48:00	R2105685-003	Cr (267.716 nm)	17.68	-0.0008 u (ppm)	35.0923
6/17/2021 18:48:00	R2105685-003	Cu (327.395 nm)	> 100.00	0.0002 u (ppm)	34.5740
6/17/2021 18:48:00	R2105685-003	Fe (234.350 nm)	0.38	0.3484 (ppm)	3075.2734
6/17/2021 18:48:00	R2105685-003	K (766.491 nm)	0.39	0.7244 (ppm)	2335.3621
6/17/2021 18:48:00	R2105685-003	Mg (279.078 nm)	0.25	5.2446 (ppm)	11756.0734
6/17/2021 18:48:00	R2105685-003	Mn (257.610 nm)	0.12	0.0294 (ppm)	7986.3692
6/17/2021 18:48:00	R2105685-003	Mo (202.032 nm)	31.76	-0.0017 u (ppm)	-0.6386
6/17/2021 18:48:00	R2105685-003	Na (588.995 nm)	0.30	5.7116 (ppm)	208910.1945
6/17/2021 18:48:00	R2105685-003	Ni (230.299 nm)	18.24	-0.0026 u (ppm)	-47.7997
6/17/2021 18:48:00	R2105685-003	Pb (220.353 nm)	41.38	-0.0012 u (ppm)	-0.5113
6/17/2021 18:48:00	R2105685-003	Sb (217.582 nm)	61.29	-0.0010 u (ppm)	5.2425
6/17/2021 18:48:00	R2105685-003	Se (196.026 nm)	> 100.00	0.0025 u (ppm)	1.4929
6/17/2021 18:48:00	R2105685-003	Sn (189.925 nm)	> 100.00	0.0000 u (ppm)	-1.1649
6/17/2021 18:48:00	R2105685-003	Sr (216.596 nm)	3.12	0.0270 (ppm)	223.2275
6/17/2021 18:48:00	R2105685-003	Ti (336.122 nm)	4.42	0.0030 (ppm)	-448.5975
6/17/2021 18:48:00	R2105685-003	Tl (351.923 nm)	> 100.00	-0.0032 u (ppm)	1.0290
6/17/2021 18:48:00	R2105685-003	V (292.401 nm)	21.63	0.0005 (ppm)	60.0053
6/17/2021 18:48:00	R2105685-003	Y (360.074 nm)	0.14	1.01 (Ratio)	676356.54
6/17/2021 18:48:00	R2105685-003	Y_R (360.074 nm)	0.14	1.01 (Ratio)	676356.54

Date Time	Label	Element Label (nm)	%RSD	Unadjusted Conc	Intensity
6/17/2021 18:48:00	R2105685-003	Zn (213.857 nm)	5.11	0.0021 (ppm)	46.3381
6/17/2021 18:51:16	R2105685-003S	Ag (328.068 nm)	0.31	0.0490 (ppm)	3478.2340
6/17/2021 18:51:16	R2105685-003S	Al (237.312 nm)	0.26	2.4395 (ppm)	4423.0797
6/17/2021 18:51:16	R2105685-003S	As (188.980 nm)	7.06	0.0390 (ppm)	32.8046
6/17/2021 18:51:16	R2105685-003S	B (249.772 nm)	0.09	1.0269 (ppm)	48010.9889
6/17/2021 18:51:16	R2105685-003S	Ba (230.424 nm)	0.19	2.0742 (ppm)	76257.7786
6/17/2021 18:51:16	R2105685-003S	Be (313.107 nm)	0.18	0.0512 (ppm)	72625.6564
6/17/2021 18:51:16	R2105685-003S	Ca (317.933 nm)	0.18	13.3847 (ppm)	516148.7281
6/17/2021 18:51:16	R2105685-003S	Cd (214.439 nm)	0.64	0.0513 (ppm)	1027.5927
6/17/2021 18:51:16	R2105685-003S	Co (230.786 nm)	0.28	0.5130 (ppm)	6110.0849
6/17/2021 18:51:16	R2105685-003S	Cr (267.716 nm)	0.05	0.2063 (ppm)	7220.6846
6/17/2021 18:51:16	R2105685-003S	Cu (327.395 nm)	0.21	0.2491 (ppm)	14677.4075
6/17/2021 18:51:16	R2105685-003S	Fe (234.350 nm)	0.17	1.5623 (ppm)	13634.5510
6/17/2021 18:51:16	R2105685-003S	K (766.491 nm)	0.19	20.4517 (ppm)	62947.0730
6/17/2021 18:51:16	R2105685-003S	Mg (279.078 nm)	0.18	7.3431 (ppm)	16460.3652
6/17/2021 18:51:16	R2105685-003S	Mn (257.610 nm)	0.15	0.5381 (ppm)	145257.0110
6/17/2021 18:51:16	R2105685-003S	Mo (202.032 nm)	0.51	0.4980 (ppm)	2013.5201
6/17/2021 18:51:16	R2105685-003S	Na (588.995 nm)	0.21	25.4574 (ppm)	978807.2348
6/17/2021 18:51:16	R2105685-003S	Ni (230.299 nm)	0.32	0.5070 (ppm)	5071.0874
6/17/2021 18:51:16	R2105685-003S	Pb (220.353 nm)	0.42	0.5053 (ppm)	1158.8007
6/17/2021 18:51:16	R2105685-003S	Sb (217.582 nm)	1.12	0.4880 (ppm)	554.2018
6/17/2021 18:51:16	R2105685-003S	Se (196.026 nm)	0.41	0.9901 (ppm)	559.2986
6/17/2021 18:51:16	R2105685-003S	Sn (189.925 nm)	0.23	4.9297 (ppm)	3095.4051
6/17/2021 18:51:16	R2105685-003S	Sr (216.596 nm)	0.16	2.0089 (ppm)	16568.2208
6/17/2021 18:51:16	R2105685-003S	Ti (336.122 nm)	0.06	0.5224 (ppm)	104187.0438
6/17/2021 18:51:16	R2105685-003S	Tl (351.923 nm)	0.19	1.8835 (ppm)	4663.7449
6/17/2021 18:51:16	R2105685-003S	V (292.401 nm)	0.08	0.5049 (ppm)	15076.8079
6/17/2021 18:51:16	R2105685-003S	Y (360.074 nm)	0.43	1.01 (Ratio)	672260.32
6/17/2021 18:51:16	R2105685-003S	Y_R (360.074 nm)	0.43	1.01 (Ratio)	672260.32
6/17/2021 18:51:16	R2105685-003S	Zn (213.857 nm)	0.13	0.5079 (ppm)	17781.6041
6/17/2021 18:54:30	R2105685-003SD	Ag (328.068 nm)	0.26	0.0486 (ppm)	3454.1651
6/17/2021 18:54:30	R2105685-003SD	Al (237.312 nm)	0.15	2.6368 (ppm)	4781.2414
6/17/2021 18:54:30	R2105685-003SD	As (188.980 nm)	6.06	0.0358 (ppm)	30.2048
6/17/2021 18:54:30	R2105685-003SD	B (249.772 nm)	0.29	1.0224 (ppm)	47802.1988
6/17/2021 18:54:30	R2105685-003SD	Ba (230.424 nm)	0.49	2.0671 (ppm)	75997.2030
6/17/2021 18:54:30	R2105685-003SD	Be (313.107 nm)	0.28	0.0509 (ppm)	72177.1434
6/17/2021 18:54:30	R2105685-003SD	Ca (317.933 nm)	0.19	13.2568 (ppm)	511237.3370
6/17/2021 18:54:30	R2105685-003SD	Cd (214.439 nm)	0.99	0.0509 (ppm)	1020.6018
6/17/2021 18:54:30	R2105685-003SD	Co (230.786 nm)	0.15	0.5102 (ppm)	6076.9124
6/17/2021 18:54:30	R2105685-003SD	Cr (267.716 nm)	0.24	0.2060 (ppm)	7210.3183
6/17/2021 18:54:30	R2105685-003SD	Cu (327.395 nm)	0.16	0.2478 (ppm)	14600.9286
6/17/2021 18:54:30	R2105685-003SD	Fe (234.350 nm)	0.31	1.8207 (ppm)	15882.3304
6/17/2021 18:54:30	R2105685-003SD	K (766.491 nm)	0.18	20.4085 (ppm)	62814.3601
6/17/2021 18:54:30	R2105685-003SD	Mg (279.078 nm)	0.30	7.3274 (ppm)	16425.2491
6/17/2021 18:54:30	R2105685-003SD	Mn (257.610 nm)	0.32	0.5396 (ppm)	145674.2797
6/17/2021 18:54:30	R2105685-003SD	Mo (202.032 nm)	0.56	0.4941 (ppm)	1997.8338
6/17/2021 18:54:30	R2105685-003SD	Na (588.995 nm)	0.38	25.3381 (ppm)	974158.4028
6/17/2021 18:54:30	R2105685-003SD	Ni (230.299 nm)	0.37	0.5046 (ppm)	5046.6419
6/17/2021 18:54:30	R2105685-003SD	Pb (220.353 nm)	0.28	0.5035 (ppm)	1154.8625
6/17/2021 18:54:30	R2105685-003SD	Sb (217.582 nm)	0.82	0.4870 (ppm)	553.0690
6/17/2021 18:54:30	R2105685-003SD	Se (196.026 nm)	0.47	0.9801 (ppm)	553.6195

Date Time	Label	Element Label (nm)	%RSD	Unadjusted Conc	Intensity
6/17/2021 18:54:30	R2105685-003SD	Sn (189.925 nm)	0.77	4.8849 (ppm)	3067.2766
6/17/2021 18:54:30	R2105685-003SD	Sr (216.596 nm)	0.52	1.9914 (ppm)	16424.0348
6/17/2021 18:54:30	R2105685-003SD	Ti (336.122 nm)	0.20	0.5185 (ppm)	103407.5920
6/17/2021 18:54:30	R2105685-003SD	Tl (351.923 nm)	0.30	1.8789 (ppm)	4652.3372
6/17/2021 18:54:30	R2105685-003SD	V (292.401 nm)	0.24	0.5024 (ppm)	15003.5051
6/17/2021 18:54:30	R2105685-003SD	Y (360.074 nm)	0.06	1.01 (Ratio)	673890.30
6/17/2021 18:54:30	R2105685-003SD	Y_R (360.074 nm)	0.06	1.01 (Ratio)	673890.30
6/17/2021 18:54:30	R2105685-003SD	Zn (213.857 nm)	0.52	0.5038 (ppm)	17637.5680
6/17/2021 18:57:45	Continuing Calibration Verification	Ag (328.068 nm)	0.63	0.4913 (ppm)	35992.0873
6/17/2021 18:57:45	Continuing Calibration Verification	Al (237.312 nm)	0.85	9.9425 (ppm)	18039.2771
6/17/2021 18:57:45	Continuing Calibration Verification	As (188.980 nm)	0.84	0.9757 (ppm)	789.8823
6/17/2021 18:57:45	Continuing Calibration Verification	B (249.772 nm)	0.55	2.5153 (ppm)	117374.7429
6/17/2021 18:57:45	Continuing Calibration Verification	Ba (230.424 nm)	0.55	10.1678 (ppm)	373803.1291
6/17/2021 18:57:45	Continuing Calibration Verification	Be (313.107 nm)	0.80	0.2509 (ppm)	358336.3767
6/17/2021 18:57:45	Continuing Calibration Verification	Ca (317.933 nm)	0.35	25.2181 (ppm)	970294.7774
6/17/2021 18:57:45	Continuing Calibration Verification	Cd (214.439 nm)	0.53	0.4957 (ppm)	9819.3868
6/17/2021 18:57:45	Continuing Calibration Verification	Co (230.786 nm)	0.58	2.5121 (ppm)	29885.3552
6/17/2021 18:57:45	Continuing Calibration Verification	Cr (267.716 nm)	0.56	0.5112 (ppm)	17798.5066
6/17/2021 18:57:45	Continuing Calibration Verification	Cu (327.395 nm)	0.80	1.2343 (ppm)	72646.0441
6/17/2021 18:57:45	Continuing Calibration Verification	Fe (234.350 nm)	0.53	5.0511 (ppm)	43981.2193
6/17/2021 18:57:45	Continuing Calibration Verification	K (766.491 nm)	0.93	24.8442 (ppm)	76442.9454
6/17/2021 18:57:45	Continuing Calibration Verification	Mg (279.078 nm)	0.54	24.9222 (ppm)	55868.2642
6/17/2021 18:57:45	Continuing Calibration Verification	Mn (257.610 nm)	0.69	0.7531 (ppm)	203289.8504
6/17/2021 18:57:45	Continuing Calibration Verification	Mo (202.032 nm)	0.48	2.5136 (ppm)	10138.2376
6/17/2021 18:57:45	Continuing Calibration Verification	Na (588.995 nm)	1.10	25.0540 (ppm)	963078.8489
6/17/2021 18:57:45	Continuing Calibration Verification	Ni (230.299 nm)	0.55	1.9886 (ppm)	19954.4621
6/17/2021 18:57:45	Continuing Calibration Verification	Pb (220.353 nm)	0.75	0.5015 (ppm)	1150.2778
6/17/2021 18:57:45	Continuing Calibration Verification	Sb (217.582 nm)	0.74	4.9266 (ppm)	5537.2638
6/17/2021 18:57:45	Continuing Calibration Verification	Se (196.026 nm)	2.21	0.4771 (ppm)	269.5336
6/17/2021 18:57:45	Continuing Calibration Verification	Sn (189.925 nm)	0.65	4.9803 (ppm)	3127.1573
6/17/2021 18:57:45	Continuing Calibration Verification	Sr (216.596 nm)	0.59	2.5288 (ppm)	20855.8852
6/17/2021 18:57:45	Continuing Calibration Verification	Ti (336.122 nm)	0.67	2.5656 (ppm)	515840.6686
6/17/2021 18:57:45	Continuing Calibration Verification	Tl (351.923 nm)	0.62	0.9833 (ppm)	2438.9789
6/17/2021 18:57:45	Continuing Calibration Verification	V (292.401 nm)	0.71	2.5370 (ppm)	75576.5330
6/17/2021 18:57:45	Continuing Calibration Verification	Y (360.074 nm)	0.88	0.99 (Ratio)	662179.15
6/17/2021 18:57:45	Continuing Calibration Verification	Y_R (360.074 nm)	0.88	0.99 (Ratio)	662179.15
6/17/2021 18:57:45	Continuing Calibration Verification	Zn (213.857 nm)	0.73	0.9832 (ppm)	34445.8257
6/17/2021 19:01:00	Continuing Calibration Blank	Ag (328.068 nm)	37.85	-0.0002 u (ppm)	-133.2306
6/17/2021 19:01:00	Continuing Calibration Blank	Al (237.312 nm)	> 100.00	0.0017 u (ppm)	-0.8629
6/17/2021 19:01:00	Continuing Calibration Blank	As (188.980 nm)	51.24	-0.0048 u (ppm)	-2.5721
6/17/2021 19:01:00	Continuing Calibration Blank	B (249.772 nm)	44.82	0.0016 (ppm)	231.0158
6/17/2021 19:01:00	Continuing Calibration Blank	Ba (230.424 nm)	41.13	0.0002 (ppm)	11.2389
6/17/2021 19:01:00	Continuing Calibration Blank	Be (313.107 nm)	> 100.00	0.0000 (ppm)	-555.5010
6/17/2021 19:01:00	Continuing Calibration Blank	Ca (317.933 nm)	6.52	0.0027 (ppm)	2566.1828
6/17/2021 19:01:00	Continuing Calibration Blank	Cd (214.439 nm)	> 100.00	0.0000 u (ppm)	13.9938
6/17/2021 19:01:00	Continuing Calibration Blank	Co (230.786 nm)	> 100.00	0.0000 u (ppm)	8.2160
6/17/2021 19:01:00	Continuing Calibration Blank	Cr (267.716 nm)	> 100.00	0.0000 u (ppm)	65.2527
6/17/2021 19:01:00	Continuing Calibration Blank	Cu (327.395 nm)	69.87	-0.0004 u (ppm)	-0.4149
6/17/2021 19:01:00	Continuing Calibration Blank	Fe (234.350 nm)	64.42	0.0012 (ppm)	55.0883
6/17/2021 19:01:00	Continuing Calibration Blank	K (766.491 nm)	15.05	0.0495 (ppm)	261.8319
6/17/2021 19:01:00	Continuing Calibration Blank	Mg (279.078 nm)	60.49	-0.0014 u (ppm)	-4.1854

Date Time	Label	Element Label (nm)	%RSD	Unadjusted Conc	Intensity
6/17/2021 19:01:00	Continuing Calibration Blank	Mn (257.610 nm)	74.76	0.0000 (ppm)	67.5667
6/17/2021 19:01:00	Continuing Calibration Blank	Mo (202.032 nm)	> 100.00	0.0006 u (ppm)	8.6252
6/17/2021 19:01:00	Continuing Calibration Blank	Na (588.995 nm)	30.12	0.0139 (ppm)	-13242.5992
6/17/2021 19:01:00	Continuing Calibration Blank	Ni (230.299 nm)	> 100.00	0.0002 u (ppm)	-19.8497
6/17/2021 19:01:00	Continuing Calibration Blank	Pb (220.353 nm)	> 100.00	-0.0009 u (ppm)	0.0749
6/17/2021 19:01:00	Continuing Calibration Blank	Sb (217.582 nm)	> 100.00	-0.0028 u (ppm)	3.1303
6/17/2021 19:01:00	Continuing Calibration Blank	Se (196.026 nm)	> 100.00	0.0002 u (ppm)	0.1923
6/17/2021 19:01:00	Continuing Calibration Blank	Sn (189.925 nm)	63.94	-0.0030 u (ppm)	-3.0740
6/17/2021 19:01:00	Continuing Calibration Blank	Sr (216.596 nm)	> 100.00	-0.0002 u (ppm)	-1.0313
6/17/2021 19:01:00	Continuing Calibration Blank	Ti (336.122 nm)	12.28	0.0010 (ppm)	-851.7746
6/17/2021 19:01:00	Continuing Calibration Blank	Tl (351.923 nm)	6.46	0.0011 (ppm)	11.7418
6/17/2021 19:01:00	Continuing Calibration Blank	V (292.401 nm)	81.03	0.0001 (ppm)	48.5718
6/17/2021 19:01:00	Continuing Calibration Blank	Y (360.074 nm)	0.09	1.01 (Ratio)	674434.85
6/17/2021 19:01:00	Continuing Calibration Blank	Y_R (360.074 nm)	0.09	1.01 (Ratio)	674434.85
6/17/2021 19:01:00	Continuing Calibration Blank	Zn (213.857 nm)	59.18	-0.0001 u (ppm)	-31.1773
6/17/2021 19:04:15	R2105685-003A	Ag (328.068 nm)	0.49	0.0452 (ppm)	3203.4335
6/17/2021 19:04:15	R2105685-003A	Al (237.312 nm)	0.39	2.1179 (ppm)	3839.4311
6/17/2021 19:04:15	R2105685-003A	As (188.980 nm)	11.25	0.0334 (ppm)	28.2836
6/17/2021 19:04:15	R2105685-003A	B (249.772 nm)	0.16	0.9559 (ppm)	44703.0664
6/17/2021 19:04:15	R2105685-003A	Ba (230.424 nm)	0.31	1.9293 (ppm)	70930.1336
6/17/2021 19:04:15	R2105685-003A	Be (313.107 nm)	0.09	0.0475 (ppm)	67339.4696
6/17/2021 19:04:15	R2105685-003A	Ca (317.933 nm)	0.11	12.7793 (ppm)	492912.5204
6/17/2021 19:04:15	R2105685-003A	Cd (214.439 nm)	0.22	0.0478 (ppm)	957.9516
6/17/2021 19:04:15	R2105685-003A	Co (230.786 nm)	0.15	0.4764 (ppm)	5675.1936
6/17/2021 19:04:15	R2105685-003A	Cr (267.716 nm)	0.18	0.1915 (ppm)	6708.7084
6/17/2021 19:04:15	R2105685-003A	Cu (327.395 nm)	0.14	0.2305 (ppm)	13581.0637
6/17/2021 19:04:15	R2105685-003A	Fe (234.350 nm)	0.12	1.2813 (ppm)	11190.3342
6/17/2021 19:04:15	R2105685-003A	K (766.491 nm)	0.16	18.9129 (ppm)	58219.1520
6/17/2021 19:04:15	R2105685-003A	Mg (279.078 nm)	0.16	6.9376 (ppm)	15551.3854
6/17/2021 19:04:15	R2105685-003A	Mn (257.610 nm)	0.14	0.4992 (ppm)	134767.0491
6/17/2021 19:04:15	R2105685-003A	Mo (202.032 nm)	0.43	0.4606 (ppm)	1862.6087
6/17/2021 19:04:15	R2105685-003A	Na (588.995 nm)	0.22	23.7199 (ppm)	911061.1360
6/17/2021 19:04:15	R2105685-003A	Ni (230.299 nm)	0.40	0.4723 (ppm)	4722.4805
6/17/2021 19:04:15	R2105685-003A	Pb (220.353 nm)	0.28	0.4720 (ppm)	1082.6332
6/17/2021 19:04:15	R2105685-003A	Sb (217.582 nm)	0.39	0.4538 (ppm)	515.8219
6/17/2021 19:04:15	R2105685-003A	Se (196.026 nm)	1.09	0.9168 (ppm)	517.8610
6/17/2021 19:04:15	R2105685-003A	Sn (189.925 nm)	0.22	4.5590 (ppm)	2862.5369
6/17/2021 19:04:15	R2105685-003A	Sr (216.596 nm)	0.36	1.8621 (ppm)	15357.1100
6/17/2021 19:04:15	R2105685-003A	Ti (336.122 nm)	0.14	0.4802 (ppm)	95688.1878
6/17/2021 19:04:15	R2105685-003A	Tl (351.923 nm)	0.24	1.7512 (ppm)	4336.7038
6/17/2021 19:04:15	R2105685-003A	V (292.401 nm)	0.17	0.4682 (ppm)	13984.9450
6/17/2021 19:04:15	R2105685-003A	Y (360.074 nm)	0.23	1.02 (Ratio)	681995.24
6/17/2021 19:04:15	R2105685-003A	Y_R (360.074 nm)	0.23	1.02 (Ratio)	681995.24
6/17/2021 19:04:15	R2105685-003A	Zn (213.857 nm)	0.51	0.4717 (ppm)	16511.1919
6/17/2021 19:07:30	R2105685-003L	Ag (328.068 nm)	10.38	-0.0004 u (ppm)	-150.2336
6/17/2021 19:07:30	R2105685-003L	Al (237.312 nm)	6.04	0.0532 (ppm)	92.4821
6/17/2021 19:07:30	R2105685-003L	As (188.980 nm)	81.93	-0.0041 u (ppm)	-2.0683
6/17/2021 19:07:30	R2105685-003L	B (249.772 nm)	5.98	0.0039 (ppm)	334.7335
6/17/2021 19:07:30	R2105685-003L	Ba (230.424 nm)	3.09	0.0023 (ppm)	87.0125
6/17/2021 19:07:30	R2105685-003L	Be (313.107 nm)	68.86	0.0000 (ppm)	-560.6871
6/17/2021 19:07:30	R2105685-003L	Ca (317.933 nm)	0.16	2.2397 (ppm)	88417.5866

Date Time	Label	Element Label (nm)	%RSD	Unadjusted Conc	Intensity
6/17/2021 19:07:30	R2105685-003L	Cd (214.439 nm)	> 100.00	0.0000 u (ppm)	13.8039
6/17/2021 19:07:30	R2105685-003L	Co (230.786 nm)	10.51	0.0002 (ppm)	11.0890
6/17/2021 19:07:30	R2105685-003L	Cr (267.716 nm)	46.82	-0.0002 u (ppm)	57.8480
6/17/2021 19:07:30	R2105685-003L	Cu (327.395 nm)	> 100.00	-0.0001 u (ppm)	13.7190
6/17/2021 19:07:30	R2105685-003L	Fe (234.350 nm)	0.38	0.0694 (ppm)	648.8491
6/17/2021 19:07:30	R2105685-003L	K (766.491 nm)	1.51	0.1693 (ppm)	629.8618
6/17/2021 19:07:30	R2105685-003L	Mg (279.078 nm)	0.58	1.0366 (ppm)	2322.9062
6/17/2021 19:07:30	R2105685-003L	Mn (257.610 nm)	0.46	0.0059 (ppm)	1661.7933
6/17/2021 19:07:30	R2105685-003L	Mo (202.032 nm)	94.96	-0.0002 u (ppm)	5.1482
6/17/2021 19:07:30	R2105685-003L	Na (588.995 nm)	0.54	1.1431 (ppm)	30785.2490
6/17/2021 19:07:30	R2105685-003L	Ni (230.299 nm)	> 100.00	-0.0001 u (ppm)	-23.2047
6/17/2021 19:07:30	R2105685-003L	Pb (220.353 nm)	> 100.00	0.0002 u (ppm)	2.6399
6/17/2021 19:07:30	R2105685-003L	Sb (217.582 nm)	> 100.00	-0.0008 u (ppm)	5.4333
6/17/2021 19:07:30	R2105685-003L	Se (196.026 nm)	> 100.00	0.0001 (ppm)	0.1277
6/17/2021 19:07:30	R2105685-003L	Sn (189.925 nm)	79.53	0.0013 (ppm)	-0.3434
6/17/2021 19:07:30	R2105685-003L	Sr (216.596 nm)	8.51	0.0053 (ppm)	44.5621
6/17/2021 19:07:30	R2105685-003L	Ti (336.122 nm)	18.19	0.0007 (ppm)	-928.1127
6/17/2021 19:07:30	R2105685-003L	Tl (351.923 nm)	> 100.00	-0.0001 u (ppm)	8.6312
6/17/2021 19:07:30	R2105685-003L	V (292.401 nm)	70.32	-0.0001 u (ppm)	40.6647
6/17/2021 19:07:30	R2105685-003L	Y (360.074 nm)	0.45	1.01 (Ratio)	674742.39
6/17/2021 19:07:30	R2105685-003L	Y_R (360.074 nm)	0.45	1.01 (Ratio)	674742.39
6/17/2021 19:07:30	R2105685-003L	Zn (213.857 nm)	10.97	0.0002 (ppm)	-21.4185
6/17/2021 19:10:46	R2105685-004	Ag (328.068 nm)	61.08	-0.0002 u (ppm)	-133.1578
6/17/2021 19:10:46	R2105685-004	Al (237.312 nm)	3.75	0.0747 (ppm)	131.6366
6/17/2021 19:10:46	R2105685-004	As (188.980 nm)	> 100.00	-0.0006 u (ppm)	0.8212
6/17/2021 19:10:46	R2105685-004	B (249.772 nm)	0.19	0.0721 (ppm)	3512.2680
6/17/2021 19:10:46	R2105685-004	Ba (230.424 nm)	0.62	0.0150 (ppm)	555.2711
6/17/2021 19:10:46	R2105685-004	Be (313.107 nm)	22.11	0.0000 (ppm)	-547.6390
6/17/2021 19:10:46	R2105685-004	Ca (317.933 nm)	0.32	50.3223 (ppm)	1933761.6723
6/17/2021 19:10:46	R2105685-004	Cd (214.439 nm)	> 100.00	-0.0001 u (ppm)	11.2431
6/17/2021 19:10:46	R2105685-004	Co (230.786 nm)	> 100.00	-0.0001 u (ppm)	7.7426
6/17/2021 19:10:46	R2105685-004	Cr (267.716 nm)	4.60	-0.0013 u (ppm)	19.9175
6/17/2021 19:10:46	R2105685-004	Cu (327.395 nm)	> 100.00	-0.0001 u (ppm)	13.1462
6/17/2021 19:10:46	R2105685-004	Fe (234.350 nm)	0.58	0.0889 (ppm)	818.1616
6/17/2021 19:10:46	R2105685-004	K (766.491 nm)	0.43	1.0400 (ppm)	3305.1040
6/17/2021 19:10:46	R2105685-004	Mg (279.078 nm)	0.17	18.0662 (ppm)	40498.7968
6/17/2021 19:10:46	R2105685-004	Mn (257.610 nm)	0.16	0.1920 (ppm)	51868.9059
6/17/2021 19:10:46	R2105685-004	Mo (202.032 nm)	54.07	-0.0010 u (ppm)	2.0910
6/17/2021 19:10:46	R2105685-004	Na (588.995 nm)	0.11	26.0551 (ppm)	1002112.4625
6/17/2021 19:10:46	R2105685-004	Ni (230.299 nm)	4.83	-0.0042 u (ppm)	-63.7189
6/17/2021 19:10:46	R2105685-004	Pb (220.353 nm)	> 100.00	-0.0018 u (ppm)	-1.8366
6/17/2021 19:10:46	R2105685-004	Sb (217.582 nm)	71.45	-0.0033 u (ppm)	2.6190
6/17/2021 19:10:46	R2105685-004	Se (196.026 nm)	84.67	-0.0018 u (ppm)	-0.9472
6/17/2021 19:10:46	R2105685-004	Sn (189.925 nm)	> 100.00	0.0007 u (ppm)	-0.7592
6/17/2021 19:10:46	R2105685-004	Sr (216.596 nm)	0.97	0.1343 (ppm)	1108.1728
6/17/2021 19:10:46	R2105685-004	Ti (336.122 nm)	0.76	0.0020 (ppm)	-660.0329
6/17/2021 19:10:46	R2105685-004	Tl (351.923 nm)	> 100.00	-0.0033 u (ppm)	0.7455
6/17/2021 19:10:46	R2105685-004	V (292.401 nm)	> 100.00	-0.0002 u (ppm)	40.4113
6/17/2021 19:10:46	R2105685-004	Y (360.074 nm)	0.14	1.00 (Ratio)	671035.60
6/17/2021 19:10:46	R2105685-004	Y_R (360.074 nm)	0.14	1.00 (Ratio)	671035.60
6/17/2021 19:10:46	R2105685-004	Zn (213.857 nm)	2.50	0.0015 (ppm)	26.3774

Date Time	Label	Element Label (nm)	%RSD	Unadjusted Conc	Intensity
6/17/2021 19:14:01	R2105685-005	Ag (328.068 nm)	24.17	-0.0002 u (ppm)	-135.7303
6/17/2021 19:14:01	R2105685-005	Al (237.312 nm)	0.35	0.6671 (ppm)	1206.5995
6/17/2021 19:14:01	R2105685-005	As (188.980 nm)	22.26	-0.0032 u (ppm)	-1.3357
6/17/2021 19:14:01	R2105685-005	B (249.772 nm)	0.22	0.0284 (ppm)	1479.3790
6/17/2021 19:14:01	R2105685-005	Ba (230.424 nm)	0.82	0.0143 (ppm)	530.4184
6/17/2021 19:14:01	R2105685-005	Be (313.107 nm)	22.08	0.0000 (ppm)	-534.6925
6/17/2021 19:14:01	R2105685-005	Ca (317.933 nm)	0.24	42.8140 (ppm)	1645601.4624
6/17/2021 19:14:01	R2105685-005	Cd (214.439 nm)	> 100.00	0.0000 u (ppm)	12.6779
6/17/2021 19:14:01	R2105685-005	Co (230.786 nm)	> 100.00	-0.0002 u (ppm)	6.2684
6/17/2021 19:14:01	R2105685-005	Cr (267.716 nm)	44.55	-0.0005 u (ppm)	48.2394
6/17/2021 19:14:01	R2105685-005	Cu (327.395 nm)	76.27	0.0003 (ppm)	39.8743
6/17/2021 19:14:01	R2105685-005	Fe (234.350 nm)	0.11	0.6851 (ppm)	6004.3053
6/17/2021 19:14:01	R2105685-005	K (766.491 nm)	0.43	1.4434 (ppm)	4544.6281
6/17/2021 19:14:01	R2105685-005	Mg (279.078 nm)	0.08	12.9339 (ppm)	28993.6313
6/17/2021 19:14:01	R2105685-005	Mn (257.610 nm)	0.23	0.0213 (ppm)	5820.1398
6/17/2021 19:14:01	R2105685-005	Mo (202.032 nm)	12.06	-0.0010 u (ppm)	2.0142
6/17/2021 19:14:01	R2105685-005	Na (588.995 nm)	0.49	7.4389 (ppm)	276259.0887
6/17/2021 19:14:01	R2105685-005	Ni (230.299 nm)	18.30	-0.0025 u (ppm)	-47.1291
6/17/2021 19:14:01	R2105685-005	Pb (220.353 nm)	> 100.00	-0.0007 u (ppm)	0.6504
6/17/2021 19:14:01	R2105685-005	Sb (217.582 nm)	> 100.00	-0.0015 u (ppm)	4.6705
6/17/2021 19:14:01	R2105685-005	Se (196.026 nm)	98.89	-0.0042 u (ppm)	-2.3092
6/17/2021 19:14:01	R2105685-005	Sn (189.925 nm)	> 100.00	0.0001 u (ppm)	-1.1324
6/17/2021 19:14:01	R2105685-005	Sr (216.596 nm)	1.26	0.0752 (ppm)	621.2032
6/17/2021 19:14:01	R2105685-005	Ti (336.122 nm)	12.69	0.0088 (ppm)	704.4481
6/17/2021 19:14:01	R2105685-005	Tl (351.923 nm)	> 100.00	-0.0013 u (ppm)	5.8401
6/17/2021 19:14:01	R2105685-005	V (292.401 nm)	25.91	0.0007 (ppm)	64.4699
6/17/2021 19:14:01	R2105685-005	Y (360.074 nm)	0.25	1.01 (Ratio)	674846.45
6/17/2021 19:14:01	R2105685-005	Y_R (360.074 nm)	0.25	1.01 (Ratio)	674846.45
6/17/2021 19:14:01	R2105685-005	Zn (213.857 nm)	2.14	0.0040 (ppm)	112.3615
6/17/2021 19:17:17	R2105685-006	Ag (328.068 nm)	> 100.00	-0.0001 u (ppm)	-129.8851
6/17/2021 19:17:17	R2105685-006	Al (237.312 nm)	0.14	1.4634 (ppm)	2651.6720
6/17/2021 19:17:17	R2105685-006	As (188.980 nm)	> 100.00	-0.0013 u (ppm)	0.1992
6/17/2021 19:17:17	R2105685-006	B (249.772 nm)	0.25	0.0211 (ppm)	1139.7262
6/17/2021 19:17:17	R2105685-006	Ba (230.424 nm)	0.03	0.0130 (ppm)	482.5585
6/17/2021 19:17:17	R2105685-006	Be (313.107 nm)	12.54	0.0001 (ppm)	-482.8468
6/17/2021 19:17:17	R2105685-006	Ca (317.933 nm)	0.14	12.1200 (ppm)	467610.2168
6/17/2021 19:17:17	R2105685-006	Cd (214.439 nm)	> 100.00	0.0000 u (ppm)	12.1559
6/17/2021 19:17:17	R2105685-006	Co (230.786 nm)	47.28	0.0005 (ppm)	14.7498
6/17/2021 19:17:17	R2105685-006	Cr (267.716 nm)	14.13	0.0008 (ppm)	92.5079
6/17/2021 19:17:17	R2105685-006	Cu (327.395 nm)	59.63	0.0008 (ppm)	69.0194
6/17/2021 19:17:17	R2105685-006	Fe (234.350 nm)	0.22	1.6452 (ppm)	14355.4687
6/17/2021 19:17:17	R2105685-006	K (766.491 nm)	1.42	0.7991 (ppm)	2565.0728
6/17/2021 19:17:17	R2105685-006	Mg (279.078 nm)	0.17	6.3157 (ppm)	14157.3255
6/17/2021 19:17:17	R2105685-006	Mn (257.610 nm)	0.28	0.0267 (ppm)	7260.9041
6/17/2021 19:17:17	R2105685-006	Mo (202.032 nm)	13.06	-0.0018 u (ppm)	-1.0685
6/17/2021 19:17:17	R2105685-006	Na (588.995 nm)	0.22	4.0586 (ppm)	144461.6578
6/17/2021 19:17:17	R2105685-006	Ni (230.299 nm)	36.69	-0.0018 u (ppm)	-40.1171
6/17/2021 19:17:17	R2105685-006	Pb (220.353 nm)	> 100.00	-0.0001 u (ppm)	2.0561
6/17/2021 19:17:17	R2105685-006	Sb (217.582 nm)	90.79	-0.0018 u (ppm)	4.2871
6/17/2021 19:17:17	R2105685-006	Se (196.026 nm)	> 100.00	0.0013 u (ppm)	0.7715
6/17/2021 19:17:17	R2105685-006	Sn (189.925 nm)	> 100.00	0.0006 u (ppm)	-0.8221

Date Time	Label	Element Label (nm)	%RSD	Unadjusted Conc	Intensity
6/17/2021 19:17:17	R2105685-006	Sr (216.596 nm)	2.71	0.0328 (ppm)	270.9692
6/17/2021 19:17:17	R2105685-006	Ti (336.122 nm)	4.54	0.0155 (ppm)	2064.0679
6/17/2021 19:17:17	R2105685-006	Tl (351.923 nm)	> 100.00	-0.0032 u (ppm)	1.0434
6/17/2021 19:17:17	R2105685-006	V (292.401 nm)	13.01	0.0020 (ppm)	104.3856
6/17/2021 19:17:17	R2105685-006	Y (360.074 nm)	0.19	1.02 (Ratio)	678743.10
6/17/2021 19:17:17	R2105685-006	Y_R (360.074 nm)	0.19	1.02 (Ratio)	678743.10
6/17/2021 19:17:17	R2105685-006	Zn (213.857 nm)	2.31	0.0050 (ppm)	147.0898
6/17/2021 19:20:32	R2105685-007	Ag (328.068 nm)	> 100.00	-0.0001 u (ppm)	-130.7959
6/17/2021 19:20:32	R2105685-007	Al (237.312 nm)	1.37	0.1583 (ppm)	283.2241
6/17/2021 19:20:32	R2105685-007	As (188.980 nm)	> 100.00	0.0007 u (ppm)	1.8288
6/17/2021 19:20:32	R2105685-007	B (249.772 nm)	0.18	0.0638 (ppm)	3127.0174
6/17/2021 19:20:32	R2105685-007	Ba (230.424 nm)	0.37	0.0330 (ppm)	1216.5927
6/17/2021 19:20:32	R2105685-007	Be (313.107 nm)	84.89	0.0000 (ppm)	-555.2546
6/17/2021 19:20:32	R2105685-007	Ca (317.933 nm)	0.26	54.8706 (ppm)	2108317.0767
6/17/2021 19:20:32	R2105685-007	Cd (214.439 nm)	> 100.00	0.0001 u (ppm)	14.2868
6/17/2021 19:20:32	R2105685-007	Co (230.786 nm)	> 100.00	-0.0001 u (ppm)	7.6247
6/17/2021 19:20:32	R2105685-007	Cr (267.716 nm)	5.32	-0.0013 u (ppm)	18.3759
6/17/2021 19:20:32	R2105685-007	Cu (327.395 nm)	> 100.00	-0.0002 u (ppm)	8.9853
6/17/2021 19:20:32	R2105685-007	Fe (234.350 nm)	0.31	0.1903 (ppm)	1700.0632
6/17/2021 19:20:32	R2105685-007	K (766.491 nm)	0.09	1.6700 (ppm)	5240.8720
6/17/2021 19:20:32	R2105685-007	Mg (279.078 nm)	0.10	20.1247 (ppm)	45113.3922
6/17/2021 19:20:32	R2105685-007	Mn (257.610 nm)	0.06	0.2856 (ppm)	77137.5751
6/17/2021 19:20:32	R2105685-007	Mo (202.032 nm)	> 100.00	-0.0007 u (ppm)	3.2391
6/17/2021 19:20:32	R2105685-007	Na (588.995 nm)	0.52	40.4492 (ppm)	1563344.0501
6/17/2021 19:20:32	R2105685-007	Ni (230.299 nm)	11.02	-0.0044 u (ppm)	-65.7882
6/17/2021 19:20:32	R2105685-007	Pb (220.353 nm)	> 100.00	-0.0018 u (ppm)	-1.8654
6/17/2021 19:20:32	R2105685-007	Sb (217.582 nm)	46.96	-0.0034 u (ppm)	2.4735
6/17/2021 19:20:32	R2105685-007	Se (196.026 nm)	45.14	-0.0040 u (ppm)	-2.2097
6/17/2021 19:20:32	R2105685-007	Sn (189.925 nm)	> 100.00	-0.0016 u (ppm)	-2.1540
6/17/2021 19:20:32	R2105685-007	Sr (216.596 nm)	0.62	0.1840 (ppm)	1518.2886
6/17/2021 19:20:32	R2105685-007	Ti (336.122 nm)	0.81	0.0024 (ppm)	-580.0363
6/17/2021 19:20:32	R2105685-007	Tl (351.923 nm)	> 100.00	0.0008 u (ppm)	10.9911
6/17/2021 19:20:32	R2105685-007	V (292.401 nm)	> 100.00	0.0003 u (ppm)	54.5487
6/17/2021 19:20:32	R2105685-007	Y (360.074 nm)	0.33	1.01 (Ratio)	671724.85
6/17/2021 19:20:32	R2105685-007	Y_R (360.074 nm)	0.33	1.01 (Ratio)	671724.85
6/17/2021 19:20:32	R2105685-007	Zn (213.857 nm)	5.64	0.0011 (ppm)	10.3238
6/17/2021 19:23:48	R2105685-008	Ag (328.068 nm)	55.58	-0.0001 u (ppm)	-131.3959
6/17/2021 19:23:48	R2105685-008	Al (237.312 nm)	0.35	0.5597 (ppm)	1011.7764
6/17/2021 19:23:48	R2105685-008	As (188.980 nm)	32.95	-0.0034 u (ppm)	-1.4982
6/17/2021 19:23:48	R2105685-008	B (249.772 nm)	0.28	0.0241 (ppm)	1277.8913
6/17/2021 19:23:48	R2105685-008	Ba (230.424 nm)	1.62	0.0077 (ppm)	285.2679
6/17/2021 19:23:48	R2105685-008	Be (313.107 nm)	8.23	0.0000 (ppm)	-523.9140
6/17/2021 19:23:48	R2105685-008	Ca (317.933 nm)	0.29	33.2014 (ppm)	1276683.5437
6/17/2021 19:23:48	R2105685-008	Cd (214.439 nm)	> 100.00	0.0000 u (ppm)	12.7259
6/17/2021 19:23:48	R2105685-008	Co (230.786 nm)	43.27	0.0008 (ppm)	17.9115
6/17/2021 19:23:48	R2105685-008	Cr (267.716 nm)	7.08	-0.0013 u (ppm)	20.4565
6/17/2021 19:23:48	R2105685-008	Cu (327.395 nm)	> 100.00	-0.0001 u (ppm)	17.1287
6/17/2021 19:23:48	R2105685-008	Fe (234.350 nm)	0.38	0.6750 (ppm)	5916.1277
6/17/2021 19:23:48	R2105685-008	K (766.491 nm)	0.13	1.1063 (ppm)	3508.8973
6/17/2021 19:23:48	R2105685-008	Mg (279.078 nm)	0.23	14.0794 (ppm)	31561.3574
6/17/2021 19:23:48	R2105685-008	Mn (257.610 nm)	0.24	0.9496 (ppm)	256322.5918

Date Time	Label	Element Label (nm)	%RSD	Unadjusted Conc	Intensity
6/17/2021 19:23:48	R2105685-008	Mo (202.032 nm)	76.11	-0.0015 u (ppm)	-0.1772
6/17/2021 19:23:48	R2105685-008	Na (588.995 nm)	0.17	31.3274 (ppm)	1207680.9567
6/17/2021 19:23:48	R2105685-008	Ni (230.299 nm)	11.54	-0.0020 u (ppm)	-41.9541
6/17/2021 19:23:48	R2105685-008	Pb (220.353 nm)	> 100.00	0.0001 u (ppm)	2.3700
6/17/2021 19:23:48	R2105685-008	Sb (217.582 nm)	24.60	-0.0025 u (ppm)	3.5126
6/17/2021 19:23:48	R2105685-008	Se (196.026 nm)	> 100.00	0.0002 u (ppm)	0.1544
6/17/2021 19:23:48	R2105685-008	Sn (189.925 nm)	76.14	-0.0010 u (ppm)	-1.8085
6/17/2021 19:23:48	R2105685-008	Sr (216.596 nm)	0.47	0.0536 (ppm)	442.5279
6/17/2021 19:23:48	R2105685-008	Ti (336.122 nm)	3.67	0.0054 (ppm)	27.2698
6/17/2021 19:23:48	R2105685-008	Tl (351.923 nm)	> 100.00	0.0009 u (ppm)	11.0925
6/17/2021 19:23:48	R2105685-008	V (292.401 nm)	24.97	0.0006 (ppm)	63.4885
6/17/2021 19:23:48	R2105685-008	Y (360.074 nm)	0.34	1.01 (Ratio)	672627.84
6/17/2021 19:23:48	R2105685-008	Y_R (360.074 nm)	0.34	1.01 (Ratio)	672627.84
6/17/2021 19:23:48	R2105685-008	Zn (213.857 nm)	1.86	0.0036 (ppm)	98.0840
6/17/2021 19:27:03	R2105685-009	Ag (328.068 nm)	69.42	-0.0002 u (ppm)	-135.0469
6/17/2021 19:27:03	R2105685-009	Al (237.312 nm)	56.56	0.0046 (ppm)	4.3984
6/17/2021 19:27:03	R2105685-009	As (188.980 nm)	89.31	-0.0029 u (ppm)	-1.0588
6/17/2021 19:27:03	R2105685-009	B (249.772 nm)	31.81	-0.0003 u (ppm)	140.3007
6/17/2021 19:27:03	R2105685-009	Ba (230.424 nm)	> 100.00	0.0001 u (ppm)	5.4506
6/17/2021 19:27:03	R2105685-009	Be (313.107 nm)	66.95	0.0000 (ppm)	-564.9845
6/17/2021 19:27:03	R2105685-009	Ca (317.933 nm)	2.58	0.0138 (ppm)	2991.9018
6/17/2021 19:27:03	R2105685-009	Cd (214.439 nm)	> 100.00	0.0000 u (ppm)	13.8997
6/17/2021 19:27:03	R2105685-009	Co (230.786 nm)	> 100.00	0.0001 (ppm)	10.1842
6/17/2021 19:27:03	R2105685-009	Cr (267.716 nm)	4.22	-0.0012 u (ppm)	21.1810
6/17/2021 19:27:03	R2105685-009	Cu (327.395 nm)	> 100.00	0.0000 u (ppm)	18.3436
6/17/2021 19:27:03	R2105685-009	Fe (234.350 nm)	52.22	0.0008 (ppm)	51.7028
6/17/2021 19:27:03	R2105685-009	K (766.491 nm)	77.94	-0.0176 u (ppm)	55.6385
6/17/2021 19:27:03	R2105685-009	Mg (279.078 nm)	> 100.00	0.0002 u (ppm)	-0.4536
6/17/2021 19:27:03	R2105685-009	Mn (257.610 nm)	> 100.00	0.0000 u (ppm)	61.6500
6/17/2021 19:27:03	R2105685-009	Mo (202.032 nm)	40.88	-0.0017 u (ppm)	-0.6761
6/17/2021 19:27:03	R2105685-009	Na (588.995 nm)	13.94	0.0241 (ppm)	-12845.6367
6/17/2021 19:27:03	R2105685-009	Ni (230.299 nm)	89.14	-0.0003 u (ppm)	-24.8055
6/17/2021 19:27:03	R2105685-009	Pb (220.353 nm)	> 100.00	-0.0004 u (ppm)	1.3928
6/17/2021 19:27:03	R2105685-009	Sb (217.582 nm)	35.92	-0.0027 u (ppm)	3.3106
6/17/2021 19:27:03	R2105685-009	Se (196.026 nm)	> 100.00	0.0021 u (ppm)	1.2276
6/17/2021 19:27:03	R2105685-009	Sn (189.925 nm)	> 100.00	0.0009 u (ppm)	-0.6243
6/17/2021 19:27:03	R2105685-009	Sr (216.596 nm)	> 100.00	-0.0001 u (ppm)	-0.1371
6/17/2021 19:27:03	R2105685-009	Ti (336.122 nm)	3.31	0.0010 (ppm)	-861.1566
6/17/2021 19:27:03	R2105685-009	Tl (351.923 nm)	> 100.00	-0.0012 u (ppm)	6.0193
6/17/2021 19:27:03	R2105685-009	V (292.401 nm)	> 100.00	-0.0001 u (ppm)	41.6974
6/17/2021 19:27:03	R2105685-009	Y (360.074 nm)	0.25	1.01 (Ratio)	677239.46
6/17/2021 19:27:03	R2105685-009	Y_R (360.074 nm)	0.25	1.01 (Ratio)	677239.46
6/17/2021 19:27:03	R2105685-009	Zn (213.857 nm)	14.99	0.0008 (ppm)	-0.4557
6/17/2021 19:30:19	R2105685-010	Ag (328.068 nm)	26.21	-0.0002 u (ppm)	-138.8426
6/17/2021 19:30:19	R2105685-010	Al (237.312 nm)	66.15	0.0049 (ppm)	4.9059
6/17/2021 19:30:19	R2105685-010	As (188.980 nm)	10.83	-0.0035 u (ppm)	-1.5769
6/17/2021 19:30:19	R2105685-010	B (249.772 nm)	0.39	0.0646 (ppm)	3164.9903
6/17/2021 19:30:19	R2105685-010	Ba (230.424 nm)	0.31	0.3380 (ppm)	12430.7290
6/17/2021 19:30:19	R2105685-010	Be (313.107 nm)	83.17	0.0000 (ppm)	-557.7223
6/17/2021 19:30:19	R2105685-010	Ca (317.933 nm)	0.16	49.5713 (ppm)	1904937.1459
6/17/2021 19:30:19	R2105685-010	Cd (214.439 nm)	> 100.00	-0.0001 u (ppm)	11.9654

Date Time	Label	Element Label (nm)	%RSD	Unadjusted Conc	Intensity
6/17/2021 19:30:19	R2105685-010	Co (230.786 nm)	94.63	0.0003 (ppm)	11.9634
6/17/2021 19:30:19	R2105685-010	Cr (267.716 nm)	13.39	-0.0012 u (ppm)	23.0104
6/17/2021 19:30:19	R2105685-010	Cu (327.395 nm)	> 100.00	-0.0001 u (ppm)	14.0722
6/17/2021 19:30:19	R2105685-010	Fe (234.350 nm)	12.66	0.0034 (ppm)	74.9043
6/17/2021 19:30:19	R2105685-010	K (766.491 nm)	0.48	0.8840 (ppm)	2825.9230
6/17/2021 19:30:19	R2105685-010	Mg (279.078 nm)	0.24	13.4760 (ppm)	30208.8925
6/17/2021 19:30:19	R2105685-010	Mn (257.610 nm)	0.11	0.3835 (ppm)	103540.5545
6/17/2021 19:30:19	R2105685-010	Mo (202.032 nm)	98.19	-0.0008 u (ppm)	3.0184
6/17/2021 19:30:19	R2105685-010	Na (588.995 nm)	0.11	12.5011 (ppm)	473637.3467
6/17/2021 19:30:19	R2105685-010	Ni (230.299 nm)	6.33	-0.0042 u (ppm)	-64.2777
6/17/2021 19:30:19	R2105685-010	Pb (220.353 nm)	62.90	-0.0013 u (ppm)	-0.6459
6/17/2021 19:30:19	R2105685-010	Sb (217.582 nm)	71.21	-0.0040 u (ppm)	1.8631
6/17/2021 19:30:19	R2105685-010	Se (196.026 nm)	91.11	-0.0036 u (ppm)	-1.9570
6/17/2021 19:30:19	R2105685-010	Sn (189.925 nm)	> 100.00	-0.0002 u (ppm)	-1 3147
6/17/2021 19:30:19	R2105685-010	Sr (216.596 nm)	0.06	0.3047 (ppm)	2513.7017
6/17/2021 19:30:19	R2105685-010	Ti (336.122 nm)	6.96	0.0013 (ppm)	-803.5778
6/17/2021 19:30:19	R2105685-010	Tl (351.923 nm)	> 100.00	0.0006 u (ppm)	10.4854
6/17/2021 19:30:19	R2105685-010	V (292.401 nm)	> 100.00	0.0000 u (ppm)	44.2528
6/17/2021 19:30:19	R2105685-010	Y (360.074 nm)	0.12	1.01 (Ratio)	672740.35
6/17/2021 19:30:19	R2105685-010	Y_R (360.074 nm)	0.12	1.01 (Ratio)	672740.35
6/17/2021 19:30:19	R2105685-010	Zn (213.857 nm)	6.86	0.0007 (ppm)	-4.1138
6/17/2021 19:33:35	R2105685-011	Ag (328.068 nm)	38.18	-0.0002 u (ppm)	-139.9919
6/17/2021 19:33:35	R2105685-011	Al (237.312 nm)	27.77	0.0048 (ppm)	4.6363
6/17/2021 19:33:35	R2105685-011	As (188.980 nm)	97.68	-0.0011 u (ppm)	0.3948
6/17/2021 19:33:35	R2105685-011	B (249.772 nm)	0.33	0.0655 (ppm)	3204.5616
6/17/2021 19:33:35	R2105685-011	Ba (230.424 nm)	0.22	0.3415 (ppm)	12558.4963
6/17/2021 19:33:35	R2105685-011	Be (313.107 nm)	69.55	0.0000 (ppm)	-559.2954
6/17/2021 19:33:35	R2105685-011	Ca (317.933 nm)	0.06	50.2787 (ppm)	1932087.6148
6/17/2021 19:33:35	R2105685-011	Cd (214.439 nm)	> 100.00	0.0000 u (ppm)	12.7201
6/17/2021 19:33:35	R2105685-011	Co (230.786 nm)	> 100.00	-0.0001 u (ppm)	7.3723
6/17/2021 19:33:35	R2105685-011	Cr (267.716 nm)	3.57	-0.0012 u (ppm)	23.5158
6/17/2021 19:33:35	R2105685-011	Cu (327.395 nm)	87.99	-0.0006 u (ppm)	-17.5769
6/17/2021 19:33:35	R2105685-011	Fe (234.350 nm)	2.80	0.0076 (ppm)	110.7963
6/17/2021 19:33:35	R2105685-011	K (766.491 nm)	0.65	0.9006 (ppm)	2876.6979
6/17/2021 19:33:35	R2105685-011	Mg (279.078 nm)	0.09	13.6508 (ppm)	30600.7243
6/17/2021 19:33:35	R2105685-011	Mn (257.610 nm)	0.15	0.3869 (ppm)	104459.8870
6/17/2021 19:33:35	R2105685-011	Mo (202.032 nm)	68.26	-0.0010 u (ppm)	1.8532
6/17/2021 19:33:35	R2105685-011	Na (588.995 nm)	0.18	12.6892 (ppm)	480971.5369
6/17/2021 19:33:35	R2105685-011	Ni (230.299 nm)	2.82	-0.0047 u (ppm)	-69.4521
6/17/2021 19:33:35	R2105685-011	Pb (220.353 nm)	> 100.00	-0.0014 u (ppm)	-0.9821
6/17/2021 19:33:35	R2105685-011	Sb (217.582 nm)	23.41	-0.0026 u (ppm)	3.3778
6/17/2021 19:33:35	R2105685-011	Se (196.026 nm)	> 100.00	-0.0026 u (ppm)	-1.4185
6/17/2021 19:33:35	R2105685-011	Sn (189.925 nm)	> 100.00	0.0003 u (ppm)	-1.0010
6/17/2021 19:33:35	R2105685-011	Sr (216.596 nm)	0.33	0.3080 (ppm)	2540.9523
6/17/2021 19:33:35	R2105685-011	Ti (336.122 nm)	4.61	0.0013 (ppm)	-806.7275
6/17/2021 19:33:35	R2105685-011	Tl (351.923 nm)	> 100.00	-0.0031 u (ppm)	1.3135
6/17/2021 19:33:35	R2105685-011	V (292.401 nm)	> 100.00	0.0001 u (ppm)	46.7110
6/17/2021 19:33:35	R2105685-011	Y (360.074 nm)	0.14	1.01 (Ratio)	674118.66
6/17/2021 19:33:35	R2105685-011	Y_R (360.074 nm)	0.14	1.01 (Ratio)	674118.66
6/17/2021 19:33:35	R2105685-011	Zn (213.857 nm)	12.74	0.0006 (ppm)	-7.2894
6/17/2021 19:36:50	Continuing Calibration Verification	Ag (328.068 nm)	0.16	0.4914 (ppm)	36004.0334

Date Time	Label	Element Label (nm)	%RSD	Unadjusted Conc	Intensity
6/17/2021 19:36:50	Continuing Calibration Verification	Al (237.312 nm)	0.16	9.9172 (ppm)	17993.3945
6/17/2021 19:36:50	Continuing Calibration Verification	As (188.980 nm)	0.52	0.9714 (ppm)	786.4292
6/17/2021 19:36:50	Continuing Calibration Verification	B (249.772 nm)	0.34	2.5087 (ppm)	117065.5780
6/17/2021 19:36:50	Continuing Calibration Verification	Ba (230.424 nm)	0.44	10.1974 (ppm)	374894.6944
6/17/2021 19:36:50	Continuing Calibration Verification	Be (313.107 nm)	0.27	0.2504 (ppm)	357655.3050
6/17/2021 19:36:50	Continuing Calibration Verification	Ca (317.933 nm)	0.50	25.2847 (ppm)	972851.5139
6/17/2021 19:36:50	Continuing Calibration Verification	Cd (214.439 nm)	0.52	0.4965 (ppm)	9834.4871
6/17/2021 19:36:50	Continuing Calibration Verification	Co (230.786 nm)	0.33	2.5158 (ppm)	29930.1253
6/17/2021 19:36:50	Continuing Calibration Verification	Cr (267.716 nm)	0.33	0.5123 (ppm)	17836.7461
6/17/2021 19:36:50	Continuing Calibration Verification	Cu (327.395 nm)	0.20	1.2319 (ppm)	72505.5067
6/17/2021 19:36:50	Continuing Calibration Verification	Fe (234.350 nm)	0.39	5.0606 (ppm)	44063.5817
6/17/2021 19:36:50	Continuing Calibration Verification	K (766.491 nm)	0.16	24.6383 (ppm)	75810.2044
6/17/2021 19:36:50	Continuing Calibration Verification	Mg (279.078 nm)	0.35	24.9985 (ppm)	56039.2695
6/17/2021 19:36:50	Continuing Calibration Verification	Mn (257.610 nm)	0.35	0.7544 (ppm)	203627.7853
6/17/2021 19:36:50	Continuing Calibration Verification	Mo (202.032 nm)	0.34	2.5083 (ppm)	10116.5834
6/17/2021 19:36:50	Continuing Calibration Verification	Na (588.995 nm)	0.21	24.9971 (ppm)	960859.4944
6/17/2021 19:36:50	Continuing Calibration Verification	Ni (230.299 nm)	0.33	1.9919 (ppm)	19987.6564
6/17/2021 19:36:50	Continuing Calibration Verification	Pb (220.353 nm)	0.83	0.5044 (ppm)	1156.9475
6/17/2021 19:36:50	Continuing Calibration Verification	Sb (217.582 nm)	0.30	4.9244 (ppm)	5534.7805
6/17/2021 19:36:50	Continuing Calibration Verification	Se (196.026 nm)	0.39	0.4832 (ppm)	272.9436
6/17/2021 19:36:50	Continuing Calibration Verification	Sn (189.925 nm)	0.39	4.9903 (ppm)	3133.4409
6/17/2021 19:36:50	Continuing Calibration Verification	Sr (216.596 nm)	0.31	2.5426 (ppm)	20969.2695
6/17/2021 19:36:50	Continuing Calibration Verification	Ti (336.122 nm)	0.28	2.5658 (ppm)	515893.6277
6/17/2021 19:36:50	Continuing Calibration Verification	Tl (351.923 nm)	0.78	0.9859 (ppm)	2445.3869
6/17/2021 19:36:50	Continuing Calibration Verification	V (292.401 nm)	0.37	2.5367 (ppm)	75569.3124
6/17/2021 19:36:50	Continuing Calibration Verification	Y (360.074 nm)	0.11	0.99 (Ratio)	662113.30
6/17/2021 19:36:50	Continuing Calibration Verification	Y_R (360.074 nm)	0.11	0.99 (Ratio)	662113.30
6/17/2021 19:36:50	Continuing Calibration Verification	Zn (213.857 nm)	0.22	0.9855 (ppm)	34527.9811
6/17/2021 19:40:05	Continuing Calibration Blank	Ag (328.068 nm)	49.32	-0.0002 u (ppm)	-139.2201
6/17/2021 19:40:05	Continuing Calibration Blank	Al (237.312 nm)	> 100.00	0.0013 u (ppm)	-1.6360
6/17/2021 19:40:05	Continuing Calibration Blank	As (188.980 nm)	82.68	-0.0023 u (ppm)	-0.6170
6/17/2021 19:40:05	Continuing Calibration Blank	B (249.772 nm)	68.79	0.0007 (ppm)	188.9206
6/17/2021 19:40:05	Continuing Calibration Blank	Ba (230.424 nm)	> 100.00	0.0001 u (ppm)	6.5613
6/17/2021 19:40:05	Continuing Calibration Blank	Be (313.107 nm)	38.64	0.0000 (ppm)	-553.4606
6/17/2021 19:40:05	Continuing Calibration Blank	Ca (317.933 nm)	2.78	0.0040 (ppm)	2617.0409
6/17/2021 19:40:05	Continuing Calibration Blank	Cd (214.439 nm)	> 100.00	0.0000 u (ppm)	13.5842
6/17/2021 19:40:05	Continuing Calibration Blank	Co (230.786 nm)	> 100.00	0.0001 u (ppm)	9.5577
6/17/2021 19:40:05	Continuing Calibration Blank	Cr (267.716 nm)	19.15	0.0002 (ppm)	70.5622
6/17/2021 19:40:05	Continuing Calibration Blank	Cu (327.395 nm)	59.17	-0.0005 u (ppm)	-11.8320
6/17/2021 19:40:05	Continuing Calibration Blank	Fe (234.350 nm)	33.69	0.0011 (ppm)	54.2158
6/17/2021 19:40:05	Continuing Calibration Blank	K (766.491 nm)	76.10	0.0066 (ppm)	130.0635
6/17/2021 19:40:05	Continuing Calibration Blank	Mg (279.078 nm)	> 100.00	-0.0016 u (ppm)	-4.6439
6/17/2021 19:40:05	Continuing Calibration Blank	Mn (257.610 nm)	> 100.00	0.0000 u (ppm)	64.6690
6/17/2021 19:40:05	Continuing Calibration Blank	Mo (202.032 nm)	78.36	0.0013 (ppm)	11.1147
6/17/2021 19:40:05	Continuing Calibration Blank	Na (588.995 nm)	35.78	0.0102 (ppm)	-13390.3635
6/17/2021 19:40:05	Continuing Calibration Blank	Ni (230.299 nm)	> 100.00	0.0001 u (ppm)	-20.8665
6/17/2021 19:40:05	Continuing Calibration Blank	Pb (220.353 nm)	58.27	-0.0012 u (ppm)	-0.4283
6/17/2021 19:40:05	Continuing Calibration Blank	Sb (217.582 nm)	> 100.00	-0.0010 u (ppm)	5.1501
6/17/2021 19:40:05	Continuing Calibration Blank	Se (196.026 nm)	53.01	0.0006 (ppm)	0.3880
6/17/2021 19:40:05	Continuing Calibration Blank	Sn (189.925 nm)	64.25	0.0015 (ppm)	-0.2619
6/17/2021 19:40:05	Continuing Calibration Blank	Sr (216.596 nm)	63.01	-0.0007 u (ppm)	-4.8801

Date Time	Label	Element Label (nm)	%RSD	Unadjusted Conc	Intensity
6/17/2021 19:40:05	Continuing Calibration Blank	Ti (336.122 nm)	34.13	0.0008 (ppm)	-905.7337
6/17/2021 19:40:05	Continuing Calibration Blank	Tl (351.923 nm)	> 100.00	0.0006 u (ppm)	10.4284
6/17/2021 19:40:05	Continuing Calibration Blank	V (292.401 nm)	> 100.00	0.0000 u (ppm)	46.1636
6/17/2021 19:40:05	Continuing Calibration Blank	Y (360.074 nm)	0.42	1.00 (Ratio)	667900.77
6/17/2021 19:40:05	Continuing Calibration Blank	Y_R (360.074 nm)	0.42	1.00 (Ratio)	667900.77
6/17/2021 19:40:05	Continuing Calibration Blank	Zn (213.857 nm)	68.10	-0.0001 u (ppm)	-30.1835
6/17/2021 19:43:21	R2105685-012	Ag (328.068 nm)	55.79	-0.0003 u (ppm)	-143.9518
6/17/2021 19:43:21	R2105685-012	Al (237.312 nm)	46.15	0.0071 (ppm)	8.8852
6/17/2021 19:43:21	R2105685-012	As (188.980 nm)	23.95	-0.0042 u (ppm)	-2.1485
6/17/2021 19:43:21	R2105685-012	B (249.772 nm)	0.54	0.0554 (ppm)	2737.9446
6/17/2021 19:43:21	R2105685-012	Ba (230.424 nm)	0.46	0.1376 (ppm)	5063.8721
6/17/2021 19:43:21	R2105685-012	Be (313.107 nm)	28.28	0.0000 (ppm)	-534.2243
6/17/2021 19:43:21	R2105685-012	Ca (317.933 nm)	0.12	76.0845 o (ppm)	2922475.7565
6/17/2021 19:43:21	R2105685-012	Cd (214.439 nm)	> 100.00	0.0000 u (ppm)	13.3345
6/17/2021 19:43:21	R2105685-012	Co (230.786 nm)	> 100.00	0.0003 (ppm)	12.1241
6/17/2021 19:43:21	R2105685-012	Cr (267.716 nm)	14.17	-0.0017 u (ppm)	4.0162
6/17/2021 19:43:21	R2105685-012	Cu (327.395 nm)	28.10	-0.0006 u (ppm)	-17.6909
6/17/2021 19:43:21	R2105685-012	Fe (234.350 nm)	0.25	0.0412 (ppm)	403.2275
6/17/2021 19:43:21	R2105685-012	K (766.491 nm)	0.14	2.1669 (ppm)	6767.5306
6/17/2021 19:43:21	R2105685-012	Mg (279.078 nm)	0.21	27.5732 (ppm)	61811.0780
6/17/2021 19:43:21	R2105685-012	Mn (257.610 nm)	0.16	2.0409 o (ppm)	550813.2303
6/17/2021 19:43:21	R2105685-012	Mo (202.032 nm)	35.57	-0.0009 u (ppm)	2.4642
6/17/2021 19:43:21	R2105685-012	Na (588.995 nm)	0.39	38.4075 (ppm)	1483737.8608
6/17/2021 19:43:21	R2105685-012	Ni (230.299 nm)	9.94	-0.0037 u (ppm)	-59.0431
6/17/2021 19:43:21	R2105685-012	Pb (220.353 nm)	43.96	-0.0023 u (ppm)	-2.9343
6/17/2021 19:43:21	R2105685-012	Sb (217.582 nm)	> 100.00	-0.0016 u (ppm)	4.4889
6/17/2021 19:43:21	R2105685-012	Se (196.026 nm)	> 100.00	-0.0016 u (ppm)	-0.8597
6/17/2021 19:43:21	R2105685-012	Sn (189.925 nm)	94.59	-0.0014 u (ppm)	-2.0501
6/17/2021 19:43:21	R2105685-012	Sr (216.596 nm)	0.35	0.2251 (ppm)	1857.1183
6/17/2021 19:43:21	R2105685-012	Ti (336.122 nm)	4.05	0.0019 (ppm)	-678.9830
6/17/2021 19:43:21	R2105685-012	Tl (351.923 nm)	> 100.00	-0.0006 u (ppm)	7.3760
6/17/2021 19:43:21	R2105685-012	V (292.401 nm)	23.49	-0.0004 u (ppm)	31.9876
6/17/2021 19:43:21	R2105685-012	Y (360.074 nm)	0.40	1.00 (Ratio)	668706.38
6/17/2021 19:43:21	R2105685-012	Y_R (360.074 nm)	0.40	1.00 (Ratio)	668706.38
6/17/2021 19:43:21	R2105685-012	Zn (213.857 nm)	3.61	0.0017 (ppm)	31.5788
6/17/2021 19:46:35	R2105685-013	Ag (328.068 nm)	67.50	-0.0002 u (ppm)	-135.1732
6/17/2021 19:46:35	R2105685-013	Al (237.312 nm)	0.70	1.1462 (ppm)	2076.1166
6/17/2021 19:46:35	R2105685-013	As (188.980 nm)	> 100.00	-0.0012 u (ppm)	0.3156
6/17/2021 19:46:35	R2105685-013	B (249.772 nm)	0.60	0.0343 (ppm)	1753.0260
6/17/2021 19:46:35	R2105685-013	Ba (230.424 nm)	0.68	0.0220 (ppm)	812.7861
6/17/2021 19:46:35	R2105685-013	Be (313.107 nm)	28.19	0.0000 (ppm)	-506.9541
6/17/2021 19:46:35	R2105685-013	Ca (317.933 nm)	0.58	29.1430 (ppm)	1120926.8830
6/17/2021 19:46:35	R2105685-013	Cd (214.439 nm)	48.97	-0.0001 u (ppm)	11.0396
6/17/2021 19:46:35	R2105685-013	Co (230.786 nm)	74.66	0.0004 (ppm)	13.7533
6/17/2021 19:46:35	R2105685-013	Cr (267.716 nm)	20.95	0.0004 (ppm)	77.1967
6/17/2021 19:46:35	R2105685-013	Cu (327.395 nm)	10.38	0.0008 (ppm)	69.7337
6/17/2021 19:46:35	R2105685-013	Fe (234.350 nm)	0.51	0.8638 (ppm)	7558.9161
6/17/2021 19:46:35	R2105685-013	K (766.491 nm)	1.00	1.9224 (ppm)	6016.3051
6/17/2021 19:46:35	R2105685-013	Mg (279.078 nm)	0.51	16.5885 (ppm)	37186.3120
6/17/2021 19:46:35	R2105685-013	Mn (257.610 nm)	0.55	0.0526 (ppm)	14254.2380
6/17/2021 19:46:35	R2105685-013	Mo (202.032 nm)	> 100.00	-0.0007 u (ppm)	3.3145

Date Time	Label	Element Label (nm)	%RSD	Unadjusted Conc	Intensity
6/17/2021 19:46:35	R2105685-013	Na (588.995 nm)	0.73	13.1146 (ppm)	497558.0249
6/17/2021 19:46:35	R2105685-013	Ni (230.299 nm)	11.53	-0.0048 u (ppm)	-70.3921
6/17/2021 19:46:35	R2105685-013	Pb (220.353 nm)	> 100.00	-0.0015 u (ppm)	-1.1301
6/17/2021 19:46:35	R2105685-013	Sb (217.582 nm)	> 100.00	-0.0009 u (ppm)	5.3565
6/17/2021 19:46:35	R2105685-013	Se (196.026 nm)	> 100.00	-0.0025 u (ppm)	-1.3639
6/17/2021 19:46:35	R2105685-013	Sn (189.925 nm)	> 100.00	-0.0006 u (ppm)	-1.5860
6/17/2021 19:46:35	R2105685-013	Sr (216.596 nm)	1.02	0.0751 (ppm)	619.7682
6/17/2021 19:46:35	R2105685-013	Ti (336.122 nm)	3.05	0.0126 (ppm)	1467.0820
6/17/2021 19:46:35	R2105685-013	Tl (351.923 nm)	40.47	-0.0064 u (ppm)	-6.8604
6/17/2021 19:46:35	R2105685-013	V (292.401 nm)	23.03	0.0017 (ppm)	94.3100
6/17/2021 19:46:35	R2105685-013	Y (360.074 nm)	0.52	1.00 (Ratio)	669668.83
6/17/2021 19:46:35	R2105685-013	Y_R (360.074 nm)	0.52	1.00 (Ratio)	669668.83
6/17/2021 19:46:35	R2105685-013	Zn (213.857 nm)	1.91	0.0132 (ppm)	433.9384
6/17/2021 19:49:50	R2105685-014	Ag (328.068 nm)	92.86	-0.0003 u (ppm)	-141.4085
6/17/2021 19:49:50	R2105685-014	Al (237.312 nm)	0.33	0.3512 (ppm)	633.3662
6/17/2021 19:49:50	R2105685-014	As (188.980 nm)	> 100.00	0.0039 (ppm)	4.4049
6/17/2021 19:49:50	R2105685-014	B (249.772 nm)	0.28	0.1161 (ppm)	5566.1915
6/17/2021 19:49:50	R2105685-014	Ba (230.424 nm)	0.57	0.0268 (ppm)	990.3961
6/17/2021 19:49:50	R2105685-014	Be (313.107 nm)	29.78	0.0000 (ppm)	-523.4496
6/17/2021 19:49:50	R2105685-014	Ca (317.933 nm)	0.38	126.5966 o (ppm)	4861058.6428
6/17/2021 19:49:50	R2105685-014	Cd (214.439 nm)	> 100.00	-0.0002 u (ppm)	9.6865
6/17/2021 19:49:50	R2105685-014	Co (230.786 nm)	> 100.00	0.0001 u (ppm)	9.7721
6/17/2021 19:49:50	R2105685-014	Cr (267.716 nm)	14.52	-0.0009 u (ppm)	33.9805
6/17/2021 19:49:50	R2105685-014	Cu (327.395 nm)	39.95	0.0008 (ppm)	67.7929
6/17/2021 19:49:50	R2105685-014	Fe (234.350 nm)	0.29	0.4989 (ppm)	4384.2946
6/17/2021 19:49:50	R2105685-014	K (766.491 nm)	0.17	3.5270 (ppm)	10946.3082
6/17/2021 19:49:50	R2105685-014	Mg (279.078 nm)	0.12	34.6267 (ppm)	77623.2066
6/17/2021 19:49:50	R2105685-014	Mn (257.610 nm)	0.21	0.8080 (ppm)	218096.0170
6/17/2021 19:49:50	R2105685-014	Mo (202.032 nm)	7.69	0.0054 (ppm)	27.9042
6/17/2021 19:49:50	R2105685-014	Na (588.995 nm)	0.15	76.0275 o (ppm)	2950557.9585
6/17/2021 19:49:50	R2105685-014	Ni (230.299 nm)	3.64	-0.0019 u (ppm)	-41.3032
6/17/2021 19:49:50	R2105685-014	Pb (220.353 nm)	> 100.00	-0.0009 u (ppm)	0.1796
6/17/2021 19:49:50	R2105685-014	Sb (217.582 nm)	82.01	-0.0019 u (ppm)	4.2136
6/17/2021 19:49:50	R2105685-014	Se (196.026 nm)	36.03	-0.0049 u (ppm)	-2.7155
6/17/2021 19:49:50	R2105685-014	Sn (189.925 nm)	> 100.00	0.0020 u (ppm)	0.0872
6/17/2021 19:49:50	R2105685-014	Sr (216.596 nm)	0.52	0.2562 (ppm)	2113.1758
6/17/2021 19:49:50	R2105685-014	Ti (336.122 nm)	1.01	0.0048 (ppm)	-97.8175
6/17/2021 19:49:50	R2105685-014	Tl (351.923 nm)	> 100.00	0.0003 u (ppm)	9.5992
6/17/2021 19:49:50	R2105685-014	V (292.401 nm)	4.16	0.0016 (ppm)	93.5184
6/17/2021 19:49:50	R2105685-014	Y (360.074 nm)	0.26	0.99 (Ratio)	660750.34
6/17/2021 19:49:50	R2105685-014	Y_R (360.074 nm)	0.26	0.99 (Ratio)	660750.34
6/17/2021 19:49:50	R2105685-014	Zn (213.857 nm)	6.21	0.0023 (ppm)	54.5503
6/17/2021 19:53:05	R2105685-015	Ag (328.068 nm)	57.32	-0.0002 u (ppm)	-134.4694
6/17/2021 19:53:05	R2105685-015	Al (237.312 nm)	2.49	0.0838 (ppm)	148.1257
6/17/2021 19:53:05	R2105685-015	As (188.980 nm)	67.24	-0.0024 u (ppm)	-0.6788
6/17/2021 19:53:05	R2105685-015	B (249.772 nm)	0.53	0.1192 (ppm)	5709.3860
6/17/2021 19:53:05	R2105685-015	Ba (230.424 nm)	0.86	0.0424 (ppm)	1562.1826
6/17/2021 19:53:05	R2105685-015	Be (313.107 nm)	92.78	0.0000 (ppm)	-551.0412
6/17/2021 19:53:05	R2105685-015	Ca (317.933 nm)	0.48	83.4143 o (ppm)	3203782.3980
6/17/2021 19:53:05	R2105685-015	Cd (214.439 nm)	> 100.00	-0.0001 u (ppm)	11.4993
6/17/2021 19:53:05	R2105685-015	Co (230.786 nm)	22.70	0.0006 (ppm)	15.6765

Date Time	Label	Element Label (nm)	%RSD	Unadjusted Conc	Intensity
6/17/2021 19:53:05	R2105685-015	Cr (267.716 nm)	8.72	-0.0013 u (ppm)	19.1482
6/17/2021 19:53:05	R2105685-015	Cu (327.395 nm)	52.40	-0.0004 u (ppm)	-1.4651
6/17/2021 19:53:05	R2105685-015	Fe (234.350 nm)	0.69	0.0927 (ppm)	851.5412
6/17/2021 19:53:05	R2105685-015	K (766.491 nm)	0.75	3.0358 (ppm)	9437.2170
6/17/2021 19:53:05	R2105685-015	Mg (279.078 nm)	0.34	35.0672 (ppm)	78610.6929
6/17/2021 19:53:05	R2105685-015	Mn (257.610 nm)	0.49	0.0339 (ppm)	9213.1400
6/17/2021 19:53:05	R2105685-015	Mo (202.032 nm)	29.56	-0.0017 u (ppm)	-0.6055
6/17/2021 19:53:05	R2105685-015	Na (588.995 nm)	0.67	44.8065 (ppm)	1733237.1959
6/17/2021 19:53:05	R2105685-015	Ni (230.299 nm)	22.31	-0.0018 u (ppm)	-40.1332
6/17/2021 19:53:05	R2105685-015	Pb (220.353 nm)	45.44	-0.0027 u (ppm)	-3.8815
6/17/2021 19:53:05	R2105685-015	Sb (217.582 nm)	47.76	-0.0029 u (ppm)	3.0249
6/17/2021 19:53:05	R2105685-015	Se (196.026 nm)	28.32	-0.0057 u (ppm)	-3.1459
6/17/2021 19:53:05	R2105685-015	Sn (189.925 nm)	> 100.00	0.0000 u (ppm)	-1.1595
6/17/2021 19:53:05	R2105685-015	Sr (216.596 nm)	0.18	0.2360 (ppm)	1946.9419
6/17/2021 19:53:05	R2105685-015	Ti (336.122 nm)	3.00	0.0019 (ppm)	-680.3385
6/17/2021 19:53:05	R2105685-015	Tl (351.923 nm)	> 100.00	0.0014 u (ppm)	12.3383
6/17/2021 19:53:05	R2105685-015	V (292.401 nm)	> 100.00	0.0001 u (ppm)	46.8673
6/17/2021 19:53:05	R2105685-015	Y (360.074 nm)	0.47	0.99 (Ratio)	660234.67
6/17/2021 19:53:05	R2105685-015	Y_R (360.074 nm)	0.47	0.99 (Ratio)	660234.67
6/17/2021 19:53:05	R2105685-015	Zn (213.857 nm)	9.82	0.0014 (ppm)	21.2978
6/17/2021 19:56:19	R2105685-016	Ag (328.068 nm)	36.16	-0.0002 u (ppm)	-138.1328
6/17/2021 19:56:19	R2105685-016	Al (237.312 nm)	2.76	0.0216 (ppm)	35.2298
6/17/2021 19:56:19	R2105685-016	As (188.980 nm)	21.64	-0.0041 u (ppm)	-2.0621
6/17/2021 19:56:19	R2105685-016	B (249.772 nm)	0.59	0.0757 (ppm)	3680.0714
6/17/2021 19:56:19	R2105685-016	Ba (230.424 nm)	0.63	0.0201 (ppm)	741.3531
6/17/2021 19:56:19	R2105685-016	Be (313.107 nm)	35.18	0.0000 (ppm)	-545.3436
6/17/2021 19:56:19	R2105685-016	Ca (317.933 nm)	0.40	63.6563 o (ppm)	2445500.7779
6/17/2021 19:56:19	R2105685-016	Cd (214.439 nm)	59.16	-0.0001 u (ppm)	10.8978
6/17/2021 19:56:19	R2105685-016	Co (230.786 nm)	87.91	-0.0003 u (ppm)	5.0848
6/17/2021 19:56:19	R2105685-016	Cr (267.716 nm)	17.09	-0.0013 u (ppm)	19.6644
6/17/2021 19:56:19	R2105685-016	Cu (327.395 nm)	> 100.00	0.0001 u (ppm)	24.4359
6/17/2021 19:56:19	R2105685-016	Fe (234.350 nm)	2.75	0.0261 (ppm)	271.7453
6/17/2021 19:56:19	R2105685-016	K (766.491 nm)	1.03	1.6913 (ppm)	5306.3430
6/17/2021 19:56:19	R2105685-016	Mg (279.078 nm)	0.58	17.5937 (ppm)	39439.7184
6/17/2021 19:56:19	R2105685-016	Mn (257.610 nm)	0.59	0.1379 (ppm)	37265.3849
6/17/2021 19:56:19	R2105685-016	Mo (202.032 nm)	42.60	-0.0003 u (ppm)	4.8316
6/17/2021 19:56:19	R2105685-016	Na (588.995 nm)	0.76	54.7699 o (ppm)	2121713.3900
6/17/2021 19:56:19	R2105685-016	Ni (230.299 nm)	20.15	-0.0035 u (ppm)	-57.1950
6/17/2021 19:56:19	R2105685-016	Pb (220.353 nm)	52.10	-0.0008 u (ppm)	0.3652
6/17/2021 19:56:19	R2105685-016	Sb (217.582 nm)	28.02	-0.0033 u (ppm)	2.6553
6/17/2021 19:56:19	R2105685-016	Se (196.026 nm)	> 100.00	-0.0024 u (ppm)	-1.3271
6/17/2021 19:56:19	R2105685-016	Sn (189.925 nm)	> 100.00	0.0003 u (ppm)	-1.0166
6/17/2021 19:56:19	R2105685-016	Sr (216.596 nm)	1.23	0.1767 (ppm)	1457.5676
6/17/2021 19:56:19	R2105685-016	Ti (336.122 nm)	1.11	0.0015 (ppm)	-760.4624
6/17/2021 19:56:19	R2105685-016	Tl (351.923 nm)	52.07	0.0035 (ppm)	17.5119
6/17/2021 19:56:19	R2105685-016	V (292.401 nm)	> 100.00	0.0001 u (ppm)	49.2720
6/17/2021 19:56:19	R2105685-016	Y (360.074 nm)	0.53	1.00 (Ratio)	665314.32
6/17/2021 19:56:19	R2105685-016	Y_R (360.074 nm)	0.53	1.00 (Ratio)	665314.32
6/17/2021 19:56:19	R2105685-016	Zn (213.857 nm)	3.75	0.0019 (ppm)	38.4133
6/17/2021 19:59:34	R2105685-017	Ag (328.068 nm)	82.75	-0.0003 u (ppm)	-146.2198
6/17/2021 19:59:34	R2105685-017	Al (237.312 nm)	0.71	0.7786 (ppm)	1408.9634

Date Time	Label	Element Label (nm)	%RSD	Unadjusted Conc	Intensity
6/17/2021 19:59:34	R2105685-017	As (188.980 nm)	24.51	-0.0024 u (ppm)	-0.6553
6/17/2021 19:59:34	R2105685-017	B (249.772 nm)	0.06	0.0782 (ppm)	3797.9154
6/17/2021 19:59:34	R2105685-017	Ba (230.424 nm)	0.72	0.0294 (ppm)	1083.8785
6/17/2021 19:59:34	R2105685-017	Be (313.107 nm)	37.75	0.0000 (ppm)	-524.6125
6/17/2021 19:59:34	R2105685-017	Ca (317.933 nm)	0.24	65.2533 o (ppm)	2506790.8810
6/17/2021 19:59:34	R2105685-017	Cd (214.439 nm)	81.54	-0.0001 u (ppm)	10.3506
6/17/2021 19:59:34	R2105685-017	Co (230.786 nm)	> 100.00	0.0001 u (ppm)	9.6140
6/17/2021 19:59:34	R2105685-017	Cr (267.716 nm)	57.37	-0.0002 u (ppm)	55.5318
6/17/2021 19:59:34	R2105685-017	Cu (327.395 nm)	16.62	0.0014 (ppm)	101.9394
6/17/2021 19:59:34	R2105685-017	Fe (234.350 nm)	0.03	0.5422 (ppm)	4761.1649
6/17/2021 19:59:34	R2105685-017	K (766.491 nm)	0.46	2.0303 (ppm)	6347.8997
6/17/2021 19:59:34	R2105685-017	Mg (279.078 nm)	0.20	16.5669 (ppm)	37137.8071
6/17/2021 19:59:34	R2105685-017	Mn (257.610 nm)	0.12	0.1010 (ppm)	27307.7395
6/17/2021 19:59:34	R2105685-017	Mo (202.032 nm)	84.28	-0.0012 u (ppm)	1.2635
6/17/2021 19:59:34	R2105685-017	Na (588.995 nm)	0.14	45.8481 (ppm)	1773849.1949
6/17/2021 19:59:34	R2105685-017	Ni (230.299 nm)	10.29	-0.0034 u (ppm)	-55.7250
6/17/2021 19:59:34	R2105685-017	Pb (220.353 nm)	63.94	-0.0009 u (ppm)	0.0746
6/17/2021 19:59:34	R2105685-017	Sb (217.582 nm)	> 100.00	-0.0025 u (ppm)	3.5409
6/17/2021 19:59:34	R2105685-017	Se (196.026 nm)	58.57	-0.0045 u (ppm)	-2.4824
6/17/2021 19:59:34	R2105685-017	Sn (189.925 nm)	> 100.00	-0.0012 u (ppm)	-1.9063
6/17/2021 19:59:34	R2105685-017	Sr (216.596 nm)	0.48	0.1474 (ppm)	1216.4489
6/17/2021 19:59:34	R2105685-017	Ti (336.122 nm)	10.47	0.0137 (ppm)	1690.1410
6/17/2021 19:59:34	R2105685-017	Tl (351.923 nm)	> 100.00	-0.0001 u (ppm)	8.7548
6/17/2021 19:59:34	R2105685-017	V (292.401 nm)	4.55	0.0008 (ppm)	69.3746
6/17/2021 19:59:34	R2105685-017	Y (360.074 nm)	0.20	0.99 (Ratio)	664685.86
6/17/2021 19:59:34	R2105685-017	Y_R (360.074 nm)	0.20	0.99 (Ratio)	664685.86
6/17/2021 19:59:34	R2105685-017	Zn (213.857 nm)	5.36	0.0027 (ppm)	69.0049
6/17/2021 20:02:49	R2105717-003	Ag (328.068 nm)	> 100.00	-0.0001 u (ppm)	-131.6505
6/17/2021 20:02:49	R2105717-003	Al (237.312 nm)	3.62	0.0566 (ppm)	98.6903
6/17/2021 20:02:49	R2105717-003	As (188.980 nm)	47.90	0.0071 (ppm)	6.9783
6/17/2021 20:02:49	R2105717-003	B (249.772 nm)	0.09	0.1033 (ppm)	4967.9331
6/17/2021 20:02:49	R2105717-003	Ba (230.424 nm)	0.21	0.0245 (ppm)	904.4538
6/17/2021 20:02:49	R2105717-003	Be (313.107 nm)	81.70	0.0000 (ppm)	-560.5445
6/17/2021 20:02:49	R2105717-003	Ca (317.933 nm)	0.21	103.9033 o (ppm)	3990124.1770
6/17/2021 20:02:49	R2105717-003	Cd (214.439 nm)	> 100.00	-0.0001 u (ppm)	11.7459
6/17/2021 20:02:49	R2105717-003	Co (230.786 nm)	> 100.00	0.0001 u (ppm)	10.2472
6/17/2021 20:02:49	R2105717-003	Cr (267.716 nm)	16.52	-0.0012 u (ppm)	22.3199
6/17/2021 20:02:49	R2105717-003	Cu (327.395 nm)	> 100.00	-0.0001 u (ppm)	12.3367
6/17/2021 20:02:49	R2105717-003	Fe (234.350 nm)	0.06	0.6503 (ppm)	5701.7510
6/17/2021 20:02:49	R2105717-003	K (766.491 nm)	0.68	1.8302 (ppm)	5732.8421
6/17/2021 20:02:49	R2105717-003	Mg (279.078 nm)	0.03	54.3834 (ppm)	121912.6827
6/17/2021 20:02:49	R2105717-003	Mn (257.610 nm)	0.18	0.0388 (ppm)	10547.4808
6/17/2021 20:02:49	R2105717-003	Mo (202.032 nm)	25.68	0.0018 (ppm)	13.2854
6/17/2021 20:02:49	R2105717-003	Na (588.995 nm)	0.41	19.8334 (ppm)	759526.5796
6/17/2021 20:02:49	R2105717-003	Ni (230.299 nm)	13.42	-0.0060 u (ppm)	-82.1777
6/17/2021 20:02:49	R2105717-003	Pb (220.353 nm)	> 100.00	-0.0026 u (ppm)	-3.6921
6/17/2021 20:02:49	R2105717-003	Sb (217.582 nm)	30.87	-0.0052 u (ppm)	0.5247
6/17/2021 20:02:49	R2105717-003	Se (196.026 nm)	> 100.00	-0.0009 u (ppm)	-0.4312
6/17/2021 20:02:49	R2105717-003	Sn (189.925 nm)	> 100.00	-0.0023 u (ppm)	-2.6024
6/17/2021 20:02:49	R2105717-003	Sr (216.596 nm)	0.48	11.8450 o (ppm)	97686.6419
6/17/2021 20:02:49	R2105717-003	Ti (336.122 nm)	1.88	0.0031 (ppm)	-438.4184

Date Time	Label	Element Label (nm)	%RSD	Unadjusted Conc	Intensity
6/17/2021 20:02:49	R2105717-003	Tl (351.923 nm)	> 100.00	0.0024 u (ppm)	14.8644
6/17/2021 20:02:49	R2105717-003	V (292.401 nm)	> 100.00	-0.0001 u (ppm)	43.1637
6/17/2021 20:02:49	R2105717-003	Y (360.074 nm)	0.08	0.99 (Ratio)	660357.36
6/17/2021 20:02:49	R2105717-003	Y_R (360.074 nm)	0.08	0.99 (Ratio)	660357.36
6/17/2021 20:02:49	R2105717-003	Zn (213.857 nm)	3.74	0.0029 (ppm)	73.4014
6/17/2021 20:06:04	R2105717-003L	Ag (328.068 nm)	67.47	-0.0001 u (ppm)	-128.7832
6/17/2021 20:06:04	R2105717-003L	Al (237.312 nm)	20.26	0.0117 (ppm)	17.2810
6/17/2021 20:06:04	R2105717-003L	As (188.980 nm)	> 100.00	-0.0013 u (ppm)	0.2193
6/17/2021 20:06:04	R2105717-003L	B (249.772 nm)	0.54	0.0188 (ppm)	1029.2729
6/17/2021 20:06:04	R2105717-003L	Ba (230.424 nm)	3.47	0.0049 (ppm)	182.4513
6/17/2021 20:06:04	R2105717-003L	Be (313.107 nm)	28.97	0.0000 (ppm)	-553.4351
6/17/2021 20:06:04	R2105717-003L	Ca (317.933 nm)	0.15	20.9326 (ppm)	805824.9613
6/17/2021 20:06:04	R2105717-003L	Cd (214.439 nm)	> 100.00	0.0000 u (ppm)	12.3458
6/17/2021 20:06:04	R2105717-003L	Co (230.786 nm)	> 100.00	0.0000 u (ppm)	9.3145
6/17/2021 20:06:04	R2105717-003L	Cr (267.716 nm)	35.49	0.0005 (ppm)	79.8021
6/17/2021 20:06:04	R2105717-003L	Cu (327.395 nm)	> 100.00	-0.0003 u (ppm)	4.8995
6/17/2021 20:06:04	R2105717-003L	Fe (234.350 nm)	0.31	0.1340 (ppm)	1210.4627
6/17/2021 20:06:04	R2105717-003L	K (766.491 nm)	0.89	0.3355 (ppm)	1140.7054
6/17/2021 20:06:04	R2105717-003L	Mg (279.078 nm)	0.23	10.5242 (ppm)	23591.5392
6/17/2021 20:06:04	R2105717-003L	Mn (257.610 nm)	0.22	0.0079 (ppm)	2196.9062
6/17/2021 20:06:04	R2105717-003L	Mo (202.032 nm)	86.91	-0.0007 u (ppm)	3.3329
6/17/2021 20:06:04	R2105717-003L	Na (588.995 nm)	0.22	3.8946 (ppm)	138064.0191
6/17/2021 20:06:04	R2105717-003L	Ni (230.299 nm)	99.23	-0.0009 u (ppm)	-31.2591
6/17/2021 20:06:04	R2105717-003L	Pb (220.353 nm)	> 100.00	-0.0006 u (ppm)	0.8762
6/17/2021 20:06:04	R2105717-003L	Sb (217.582 nm)	69.28	-0.0026 u (ppm)	3.4232
6/17/2021 20:06:04	R2105717-003L	Se (196.026 nm)	87.99	-0.0049 u (ppm)	-2.7217
6/17/2021 20:06:04	R2105717-003L	Sn (189.925 nm)	74.67	0.0014 (ppm)	-0.3273
6/17/2021 20:06:04	R2105717-003L	Sr (216.596 nm)	0.51	2.3757 (ppm)	19592.8572
6/17/2021 20:06:04	R2105717-003L	Ti (336.122 nm)	77.45	0.0000 u (ppm)	-1066.9448
6/17/2021 20:06:04	R2105717-003L	Tl (351.923 nm)	> 100.00	-0.0025 u (ppm)	2.6872
6/17/2021 20:06:04	R2105717-003L	V (292.401 nm)	42.88	-0.0002 u (ppm)	39.8836
6/17/2021 20:06:04	R2105717-003L	Y (360.074 nm)	0.24	0.99 (Ratio)	664748.34
6/17/2021 20:06:04	R2105717-003L	Y_R (360.074 nm)	0.24	0.99 (Ratio)	664748.34
6/17/2021 20:06:04	R2105717-003L	Zn (213.857 nm)	14.35	0.0003 (ppm)	-17.2556
6/17/2021 20:09:19	Continuing Calibration Verification	Ag (328.068 nm)	0.20	0.4920 (ppm)	36044.5995
6/17/2021 20:09:19	Continuing Calibration Verification	Al (237.312 nm)	0.17	9.9223 (ppm)	18002.7173
6/17/2021 20:09:19	Continuing Calibration Verification	As (188.980 nm)	1.00	0.9775 (ppm)	791.3707
6/17/2021 20:09:19	Continuing Calibration Verification	B (249.772 nm)	0.37	2.5257 (ppm)	117859.3674
6/17/2021 20:09:19	Continuing Calibration Verification	Ba (230.424 nm)	0.18	10.1813 (ppm)	374300.2429
6/17/2021 20:09:19	Continuing Calibration Verification	Be (313.107 nm)	0.21	0.2520 (ppm)	359926.2871
6/17/2021 20:09:19	Continuing Calibration Verification	Ca (317.933 nm)	0.44	25.3560 (ppm)	975589.9307
6/17/2021 20:09:19	Continuing Calibration Verification	Cd (214.439 nm)	0.43	0.4979 (ppm)	9862.1275
6/17/2021 20:09:19	Continuing Calibration Verification	Co (230.786 nm)	0.31	2.5192 (ppm)	29969.5969
6/17/2021 20:09:19	Continuing Calibration Verification	Cr (267.716 nm)	0.42	0.5125 (ppm)	17841.2916
6/17/2021 20:09:19	Continuing Calibration Verification	Cu (327.395 nm)	0.08	1.2334 (ppm)	72594.2848
6/17/2021 20:09:19	Continuing Calibration Verification	Fe (234.350 nm)	0.25	5.0577 (ppm)	44038.6932
6/17/2021 20:09:19	Continuing Calibration Verification	K (766.491 nm)	0.20	24.8612 (ppm)	76495.1200
6/17/2021 20:09:19	Continuing Calibration Verification	Mg (279.078 nm)	0.38	25.0112 (ppm)	56067.6740
6/17/2021 20:09:19	Continuing Calibration Verification	Mn (257.610 nm)	0.36	0.7541 (ppm)	203562.4333
6/17/2021 20:09:19	Continuing Calibration Verification	Mo (202.032 nm)	0.33	2.5140 (ppm)	10139.8610
6/17/2021 20:09:19	Continuing Calibration Verification	Na (588.995 nm)	0.13	25.1231 (ppm)	965775.0348

Date Time	Label	Element Label (nm)	%RSD	Unadjusted Conc	Intensity
6/17/2021 20:09:19	Continuing Calibration Verification	Ni (230.299 nm)	0.33	1.9975 (ppm)	20043.7010
6/17/2021 20:09:19	Continuing Calibration Verification	Pb (220.353 nm)	0.31	0.5039 (ppm)	1155.7488
6/17/2021 20:09:19	Continuing Calibration Verification	Sb (217.582 nm)	0.06	4.9220 (ppm)	5532.1632
6/17/2021 20:09:19	Continuing Calibration Verification	Se (196.026 nm)	0.77	0.4836 (ppm)	273.2098
6/17/2021 20:09:19	Continuing Calibration Verification	Sn (189.925 nm)	0.36	4.9798 (ppm)	3126.8705
6/17/2021 20:09:19	Continuing Calibration Verification	Sr (216.596 nm)	0.72	2.5412 (ppm)	20957.5870
6/17/2021 20:09:19	Continuing Calibration Verification	Ti (336.122 nm)	0.27	2.5602 (ppm)	514759.7739
6/17/2021 20:09:19	Continuing Calibration Verification	Tl (351.923 nm)	0.13	0.9800 (ppm)	2430.9833
6/17/2021 20:09:19	Continuing Calibration Verification	V (292.401 nm)	0.35	2.5404 (ppm)	75678.5760
6/17/2021 20:09:19	Continuing Calibration Verification	Y (360.074 nm)	0.06	0.99 (Ratio)	660116.09
6/17/2021 20:09:19	Continuing Calibration Verification	Y_R (360.074 nm)	0.06	0.99 (Ratio)	660116.09
6/17/2021 20:09:19	Continuing Calibration Verification	Zn (213.857 nm)	0.26	0.9897 (ppm)	34674.4628
6/17/2021 20:12:34	Continuing Calibration Blank	Ag (328.068 nm)	> 100.00	-0.0002 u (ppm)	-133.0912
6/17/2021 20:12:34	Continuing Calibration Blank	Al (237.312 nm)	> 100.00	-0.0003 u (ppm)	-4.5276
6/17/2021 20:12:34	Continuing Calibration Blank	As (188.980 nm)	> 100.00	-0.0019 u (ppm)	-0.2738
6/17/2021 20:12:34	Continuing Calibration Blank	B (249.772 nm)	98.27	0.0006 (ppm)	181.5809
6/17/2021 20:12:34	Continuing Calibration Blank	Ba (230.424 nm)	11.20	0.0002 (ppm)	12.3524
6/17/2021 20:12:34	Continuing Calibration Blank	Be (313.107 nm)	> 100.00	0.0000 u (ppm)	-568.1139
6/17/2021 20:12:34	Continuing Calibration Blank	Ca (317.933 nm)	4.28	0.0031 (ppm)	2581.0760
6/17/2021 20:12:34	Continuing Calibration Blank	Cd (214.439 nm)	> 100.00	0.0001 u (ppm)	14.3249
6/17/2021 20:12:34	Continuing Calibration Blank	Co (230.786 nm)	16.25	-0.0008 u (ppm)	-0.3002
6/17/2021 20:12:34	Continuing Calibration Blank	Cr (267.716 nm)	> 100.00	0.0000 u (ppm)	64.6602
6/17/2021 20:12:34	Continuing Calibration Blank	Cu (327.395 nm)	2.66	-0.0004 u (ppm)	-1.0729
6/17/2021 20:12:34	Continuing Calibration Blank	Fe (234.350 nm)	25.17	0.0015 (ppm)	58.0652
6/17/2021 20:12:34	Continuing Calibration Blank	K (766.491 nm)	62.88	0.0092 (ppm)	137.9446
6/17/2021 20:12:34	Continuing Calibration Blank	Mg (279.078 nm)	69.53	-0.0013 u (ppm)	-3.9374
6/17/2021 20:12:34	Continuing Calibration Blank	Mn (257.610 nm)	35.41	0.0000 (ppm)	70.1938
6/17/2021 20:12:34	Continuing Calibration Blank	Mo (202.032 nm)	49.76	0.0014 (ppm)	11.5962
6/17/2021 20:12:34	Continuing Calibration Blank	Na (588.995 nm)	6.54	0.0092 (ppm)	-13429.3118
6/17/2021 20:12:34	Continuing Calibration Blank	Ni (230.299 nm)	> 100.00	0.0002 u (ppm)	-19.7808
6/17/2021 20:12:34	Continuing Calibration Blank	Pb (220.353 nm)	> 100.00	0.0013 u (ppm)	5.1690
6/17/2021 20:12:34	Continuing Calibration Blank	Sb (217.582 nm)	> 100.00	-0.0006 u (ppm)	5.6135
6/17/2021 20:12:34	Continuing Calibration Blank	Se (196.026 nm)	73.95	0.0030 (ppm)	1.7536
6/17/2021 20:12:34	Continuing Calibration Blank	Sn (189.925 nm)	> 100.00	-0.0003 u (ppm)	-1.3973
6/17/2021 20:12:34	Continuing Calibration Blank	Sr (216.596 nm)	> 100.00	-0.0002 u (ppm)	-1.3212
6/17/2021 20:12:34	Continuing Calibration Blank	Ti (336.122 nm)	27.77	0.0008 (ppm)	-895.4389
6/17/2021 20:12:34	Continuing Calibration Blank	Tl (351.923 nm)	> 100.00	-0.0017 u (ppm)	4.8215
6/17/2021 20:12:34	Continuing Calibration Blank	V (292.401 nm)	72.01	0.0003 (ppm)	53.5062
6/17/2021 20:12:34	Continuing Calibration Blank	Y (360.074 nm)	0.26	0.99 (Ratio)	663495.64
6/17/2021 20:12:34	Continuing Calibration Blank	Y_R (360.074 nm)	0.26	0.99 (Ratio)	663495.64
6/17/2021 20:12:34	Continuing Calibration Blank	Zn (213.857 nm)	83.57	-0.0001 u (ppm)	-30.2787
6/17/2021 20:15:49	Contract Required Detection Limit	Ag (328.068 nm)	0.12	0.0097 (ppm)	589.6674
6/17/2021 20:15:49	Contract Required Detection Limit	Al (237.312 nm)	0.70	0.1991 (ppm)	357.2593
6/17/2021 20:15:49	Contract Required Detection Limit	As (188.980 nm)	0.49	0.0182 (ppm)	15.9936
6/17/2021 20:15:49	Contract Required Detection Limit	B (249.772 nm)	0.23	0.1981 (ppm)	9385.3923
6/17/2021 20:15:49	Contract Required Detection Limit	Ba (230.424 nm)	0.64	0.2106 (ppm)	7746.6571
6/17/2021 20:15:49	Contract Required Detection Limit	Be (313.107 nm)	0.25	0.0051 (ppm)	6780.1898
6/17/2021 20:15:49	Contract Required Detection Limit	Ca (317.933 nm)	0.16	1.0321 (ppm)	42073.9210
6/17/2021 20:15:49	Contract Required Detection Limit	Cd (214.439 nm)	0.36	0.0104 (ppm)	218.2909
6/17/2021 20:15:49	Contract Required Detection Limit	Co (230.786 nm)	1.19	0.0518 (ppm)	624.3024
6/17/2021 20:15:49	Contract Required Detection Limit	Cr (267.716 nm)	1.92	0.0091 (ppm)	380.9433

Date Time	Label	Element Label (nm)	%RSD	Unadjusted Conc	Intensity
6/17/2021 20:15:49	Contract Required Detection Limit	Cu (327.395 nm)	0.58	0.0239 (ppm)	1425.2770
6/17/2021 20:15:49	Contract Required Detection Limit	Fe (234.350 nm)	0.42	0.1012 (ppm)	925.2075
6/17/2021 20:15:49	Contract Required Detection Limit	K (766.491 nm)	0.92	0.9706 (ppm)	3091.9684
6/17/2021 20:15:49	Contract Required Detection Limit	Mg (279.078 nm)	0.51	0.9920 (ppm)	2222.7722
6/17/2021 20:15:49	Contract Required Detection Limit	Mn (257.610 nm)	0.21	0.0157 (ppm)	4298.6871
6/17/2021 20:15:49	Contract Required Detection Limit	Mo (202.032 nm)	1.79	0.0249 (ppm)	106.4944
6/17/2021 20:15:49	Contract Required Detection Limit	Na (588.995 nm)	0.31	1.0306 (ppm)	26398.7549
6/17/2021 20:15:49	Contract Required Detection Limit	Ni (230.299 nm)	2.38	0.0408 (ppm)	387.7465
6/17/2021 20:15:49	Contract Required Detection Limit	Pb (220.353 nm)	10.93	0.0099 (ppm)	25.0040
6/17/2021 20:15:49	Contract Required Detection Limit	Sb (217.582 nm)	2.16	0.0565 (ppm)	69.7663
6/17/2021 20:15:49	Contract Required Detection Limit	Se (196.026 nm)	7.91	0.0124 R (ppm) 124%	7.0455 R
6/17/2021 20:15:49	Contract Required Detection Limit	Sn (189.925 nm)	1.51	0.5051 (ppm)	316.0832
6/17/2021 20:15:49	Contract Required Detection Limit	Sr (216.596 nm)	1.01	0.1024 (ppm)	845.0908
6/17/2021 20:15:49	Contract Required Detection Limit	Ti (336.122 nm)	0.27	0.0501 (ppm)	9034.9238
6/17/2021 20:15:49	Contract Required Detection Limit	Tl (351.923 nm)	3.69	0.0184 (ppm)	54.5074
6/17/2021 20:15:49	Contract Required Detection Limit	V (292.401 nm)	0.18	0.0511 (ppm)	1565.4984
6/17/2021 20:15:49	Contract Required Detection Limit	Y (360.074 nm)	0.26	1.00 (Ratio)	665582.43
6/17/2021 20:15:49	Contract Required Detection Limit	Y_R (360.074 nm)	0.26	1.00 (Ratio)	665582.43
6/17/2021 20:15:49	Contract Required Detection Limit	Zn (213.857 nm)	0.75	0.0204 (ppm)	686.8449
6/17/2021 20:19:05	Interference Check Solution A	Ag (328.068 nm)	> 100.00	-0.0001 u (ppm)	-126.1463
6/17/2021 20:19:05	Interference Check Solution A	Al (237.312 nm)	0.27	255.2907 o (ppm)	463290.3543
6/17/2021 20:19:05	Interference Check Solution A	As (188.980 nm)	46.14	-0.0059 Ku (ppm)	-3.5130 K
6/17/2021 20:19:05	Interference Check Solution A	B (249.772 nm)	0.48	0.0413 (ppm)	2080.9027
6/17/2021 20:19:05	Interference Check Solution A	Ba (230.424 nm)	14.09	0.0003 (ppm)	13.6614
6/17/2021 20:19:05	Interference Check Solution A	Be (313.107 nm)	87.06	0.0000 u (ppm)	-595.2406
6/17/2021 20:19:05	Interference Check Solution A	Ca (317.933 nm)	0.61	237.2684 o (ppm)	9108486.3520
6/17/2021 20:19:05	Interference Check Solution A	Cd (214.439 nm)	7.61	-0.0010 Ku (ppm)	-7.3467 K
6/17/2021 20:19:05	Interference Check Solution A	Co (230.786 nm)	11.53	-0.0020 u (ppm)	-15.0615
6/17/2021 20:19:05	Interference Check Solution A	Cr (267.716 nm)	24.49	-0.0006 u (ppm)	42.9680
6/17/2021 20:19:05	Interference Check Solution A	Cu (327.395 nm)	26.44	-0.0007 u (ppm)	-19.5517
6/17/2021 20:19:05	Interference Check Solution A	Fe (234.350 nm)	0.39	94.4056 o (ppm)	821219.3184
6/17/2021 20:19:05	Interference Check Solution A	K (766.491 nm)	83.15	0.0140 (ppm)	152.6314
6/17/2021 20:19:05	Interference Check Solution A	Mg (279.078 nm)	0.24	262.2654 o (ppm)	587931.3869
6/17/2021 20:19:05	Interference Check Solution A	Mn (257.610 nm)	1.97	0.0015 (ppm)	456.2591
6/17/2021 20:19:05	Interference Check Solution A	Mo (202.032 nm)	28.26	-0.0023 u (ppm)	-3.2496
6/17/2021 20:19:05	Interference Check Solution A	Na (588.995 nm)	> 100.00	-0.0041 u (ppm)	-13946.9062
6/17/2021 20:19:05	Interference Check Solution A	Ni (230.299 nm)	24.04	-0.0021 u (ppm)	-42.4866
6/17/2021 20:19:05	Interference Check Solution A	Pb (220.353 nm)	25.50	-0.0026 u (ppm)	-3.7440
6/17/2021 20:19:05	Interference Check Solution A	Sb (217.582 nm)	59.23	-0.0076 u (ppm)	-2.2674
6/17/2021 20:19:05	Interference Check Solution A	Se (196.026 nm)	32.56	-0.0069 u (ppm)	-3.8258
6/17/2021 20:19:05	Interference Check Solution A	Sn (189.925 nm)	> 100.00	-0.0002 u (ppm)	-1.3044
6/17/2021 20:19:05	Interference Check Solution A	Sr (216.596 nm)	2.90	0.0144 (ppm)	119.7243
6/17/2021 20:19:05	Interference Check Solution A	Ti (336.122 nm)	3.64	0.0011 (ppm)	-833.7464
6/17/2021 20:19:05	Interference Check Solution A	Tl (351.923 nm)	> 100.00	-0.0024 u (ppm)	2.9681
6/17/2021 20:19:05	Interference Check Solution A	V (292.401 nm)	2.20	0.0020 (ppm)	105.5916
6/17/2021 20:19:05	Interference Check Solution A	Y (360.074 nm)	0.26	0.94 (Ratio)	627199.40
6/17/2021 20:19:05	Interference Check Solution A	Y_R (360.074 nm)	0.26	0.94 (Ratio)	627199.40
6/17/2021 20:19:05	Interference Check Solution A	Zn (213.857 nm)	0.73	0.0092 (ppm)	293.8559
6/17/2021 20:22:20	Interference Check Solution AB	Ag (328.068 nm)	0.40	0.2133 (ppm)	15560.5883
6/17/2021 20:22:20	Interference Check Solution AB	Al (237.312 nm)	0.40	255.5625 o (ppm)	463783.5155
6/17/2021 20:22:20	Interference Check Solution AB	As (188.980 nm)	3.87	0.0944 (ppm)	77.5556

+/- 0.010 OK

Date Time	Label	Element Label (nm)	%RSD	Unadjusted Conc	Intensity
6/17/2021 20:22:20	Interference Check Solution AB	B (249.772 nm)	0.45	0.0413 (ppm)	2079.1148
6/17/2021 20:22:20	Interference Check Solution AB	Ba (230.424 nm)	0.83	0.5195 (ppm)	19103.5916
6/17/2021 20:22:20	Interference Check Solution AB	Be (313.107 nm)	0.56	0.5029 (ppm)	718866.3847
6/17/2021 20:22:20	Interference Check Solution AB	Ca (317.933 nm)	0.56	237.6758 o (ppm)	9124122.2449
6/17/2021 20:22:20	Interference Check Solution AB	Cd (214.439 nm)	0.49	0.9637 (ppm)	19076.8054
6/17/2021 20:22:20	Interference Check Solution AB	Co (230.786 nm)	0.34	0.4882 (ppm)	5815.4739
6/17/2021 20:22:20	Interference Check Solution AB	Cr (267.716 nm)	0.36	0.5042 (ppm)	17555.3515
6/17/2021 20:22:20	Interference Check Solution AB	Cu (327.395 nm)	0.48	0.5339 (ppm)	31436.3661
6/17/2021 20:22:20	Interference Check Solution AB	Fe (234.350 nm)	0.34	94.6200 o (ppm)	823083.9719
6/17/2021 20:22:20	Interference Check Solution AB	K (766.491 nm)	40.58	0.0112 (ppm)	144.0973
6/17/2021 20:22:20	Interference Check Solution AB	Mg (279.078 nm)	0.65	261.9528 o (ppm)	587230.4935
6/17/2021 20:22:20	Interference Check Solution AB	Mn (257.610 nm)	0.39	0.4986 (ppm)	134603.3606
6/17/2021 20:22:20	Interference Check Solution AB	Mo (202.032 nm)	7.58	-0.0013 u (ppm)	0.6474
6/17/2021 20:22:20	Interference Check Solution AB	Na (588.995 nm)	58.40	0.0090 (ppm)	-13436.2995
6/17/2021 20:22:20	Interference Check Solution AB	Ni (230.299 nm)	0.35	0.9611 (ppm)	9633.0891
6/17/2021 20:22:20	Interference Check Solution AB	Pb (220.353 nm)	4.15	0.0507 (ppm)	118.2965
6/17/2021 20:22:20	Interference Check Solution AB	Sb (217.582 nm)	0.78	0.6054 (ppm)	685.9977
6/17/2021 20:22:20	Interference Check Solution AB	Se (196.026 nm)	2.48	0.0468 (ppm)	26.4838
6/17/2021 20:22:20	Interference Check Solution AB	Sn (189.925 nm)	88.68	-0.0040 u (ppm)	-3.6735
6/17/2021 20:22:20	Interference Check Solution AB	Sr (216.596 nm)	2.94	0.0151 (ppm)	125.0134
6/17/2021 20:22:20	Interference Check Solution AB	Ti (336.122 nm)	4.66	0.0012 (ppm)	-818.9558
6/17/2021 20:22:20	Interference Check Solution AB	Tl (351.923 nm)	2.93	0.1096 (ppm)	279.7803
6/17/2021 20:22:20	Interference Check Solution AB	V (292.401 nm)	0.37	0.5017 (ppm)	14982.4906
6/17/2021 20:22:20	Interference Check Solution AB	Y (360.074 nm)	0.29	0.94 (Ratio)	627851.10
6/17/2021 20:22:20	Interference Check Solution AB	Y_R (360.074 nm)	0.29	0.94 (Ratio)	627851.10
6/17/2021 20:22:20	Interference Check Solution AB	Zn (213.857 nm)	0.40	1.0087 (ppm)	35339.4509
6/17/2021 20:25:35	Continuing Calibration Verification1	Ag (328.068 nm)	0.36	0.4919 (ppm)	36037.7006
6/17/2021 20:25:35	Continuing Calibration Verification1	Al (237.312 nm)	0.39	9.9307 (ppm)	18018.0018
6/17/2021 20:25:35	Continuing Calibration Verification1	As (188.980 nm)	0.13	0.9828 (ppm)	795.5904
6/17/2021 20:25:35	Continuing Calibration Verification1	B (249.772 nm)	0.18	2.5178 (ppm)	117486.9011
6/17/2021 20:25:35	Continuing Calibration Verification1	Ba (230.424 nm)	0.08	10.1784 (ppm)	374193.1305
6/17/2021 20:25:35	Continuing Calibration Verification1	Be (313.107 nm)	0.25	0.2525 (ppm)	360623.6916
6/17/2021 20:25:35	Continuing Calibration Verification1	Ca (317.933 nm)	0.45	25.3472 (ppm)	975249.5068
6/17/2021 20:25:35	Continuing Calibration Verification1	Cd (214.439 nm)	0.26	0.4985 (ppm)	9874.0503
6/17/2021 20:25:35	Continuing Calibration Verification1	Co (230.786 nm)	0.18	2.5145 (ppm)	29914.0741
6/17/2021 20:25:35	Continuing Calibration Verification1	Cr (267.716 nm)	0.29	0.5104 (ppm)	17769.6747
6/17/2021 20:25:35	Continuing Calibration Verification1	Cu (327.395 nm)	0.42	1.2348 (ppm)	72677.7772
6/17/2021 20:25:35	Continuing Calibration Verification1	Fe (234.350 nm)	0.28	5.0639 (ppm)	44092.1880
6/17/2021 20:25:35	Continuing Calibration Verification1	K (766.491 nm)	0.20	24.8394 (ppm)	76428.0391
6/17/2021 20:25:35	Continuing Calibration Verification1	Mg (279.078 nm)	0.25	24.9849 (ppm)	56008.8091
6/17/2021 20:25:35	Continuing Calibration Verification1	Mn (257.610 nm)	0.21	0.7513 (ppm)	202815.0439
6/17/2021 20:25:35	Continuing Calibration Verification1	Mo (202.032 nm)	0.07	2.5193 (ppm)	10161.1617
6/17/2021 20:25:35	Continuing Calibration Verification1	Na (588.995 nm)	0.38	25.0129 (ppm)	961477.8689
6/17/2021 20:25:35	Continuing Calibration Verification1	Ni (230.299 nm)	0.24	1.9890 (ppm)	19958.9322
6/17/2021 20:25:35	Continuing Calibration Verification1	Pb (220.353 nm)	0.21	0.5044 (ppm)	1156.9151
6/17/2021 20:25:35	Continuing Calibration Verification1	Sb (217.582 nm)	0.47	4.9292 (ppm)	5540.1740
6/17/2021 20:25:35	Continuing Calibration Verification1	Se (196.026 nm)	0.87	0.4923 (ppm)	278.0844
6/17/2021 20:25:35	Continuing Calibration Verification1	Sn (189.925 nm)	0.10	4.9949 (ppm)	3136.3545
6/17/2021 20:25:35	Continuing Calibration Verification1	Sr (216.596 nm)	0.25	2.5352 (ppm)	20908.7270
6/17/2021 20:25:35	Continuing Calibration Verification1	Ti (336.122 nm)	0.25	2.5644 (ppm)	515605.0370
6/17/2021 20:25:35	Continuing Calibration Verification1	Tl (351.923 nm)	0.48	0.9777 (ppm)	2425.3153

Date Time	Label	Element Label (nm)	%RSD	Unadjusted Conc	Intensity
6/17/2021 20:25:35	Continuing Calibration Verification1	V (292.401 nm)	0.28	2.5417 (ppm)	75715.6106
6/17/2021 20:25:35	Continuing Calibration Verification1	Y (360.074 nm)	0.45	0.99 (Ratio)	659233.60
6/17/2021 20:25:35	Continuing Calibration Verification1	Y_R (360.074 nm)	0.45	0.99 (Ratio)	659233.60
6/17/2021 20:25:35	Continuing Calibration Verification1	Zn (213.857 nm)	0.29	0.9896 (ppm)	34668.8905
6/17/2021 20:28:51	Continuing Calibration Blank1	Ag (328.068 nm)	31.08	-0.0003 u (ppm)	-140.3476
6/17/2021 20:28:51	Continuing Calibration Blank1	Al (237.312 nm)	> 100.00	0.0012 u (ppm)	-1.8913
6/17/2021 20:28:51	Continuing Calibration Blank1	As (188.980 nm)	> 100.00	-0.0010 u (ppm)	0.4857
6/17/2021 20:28:51	Continuing Calibration Blank1	B (249.772 nm)	69.53	0.0007 (ppm)	186.0254
6/17/2021 20:28:51	Continuing Calibration Blank1	Ba (230.424 nm)	44.41	0.0002 (ppm)	10.0775
6/17/2021 20:28:51	Continuing Calibration Blank1	Be (313.107 nm)	> 100.00	0.0000 u (ppm)	-570.0815
6/17/2021 20:28:51	Continuing Calibration Blank1	Ca (317.933 nm)	6.57	0.0031 (ppm)	2579.5257
6/17/2021 20:28:51	Continuing Calibration Blank1	Cd (214.439 nm)	23.82	0.0002 (ppm)	16.8224
6/17/2021 20:28:51	Continuing Calibration Blank1	Co (230.786 nm)	53.97	-0.0003 u (ppm)	5.5412
6/17/2021 20:28:51	Continuing Calibration Blank1	Cr (267.716 nm)	> 100.00	0.0000 u (ppm)	63.1742
6/17/2021 20:28:51	Continuing Calibration Blank1	Cu (327.395 nm)	58.61	-0.0008 u (ppm)	-25.0025
6/17/2021 20:28:51	Continuing Calibration Blank1	Fe (234.350 nm)	33.29	0.0023 (ppm)	65.0949
6/17/2021 20:28:51	Continuing Calibration Blank1	K (766.491 nm)	10.46	0.0166 (ppm)	160.8044
6/17/2021 20:28:51	Continuing Calibration Blank1	Mg (279.078 nm)	> 100.00	-0.0001 u (ppm)	-1.1535
6/17/2021 20:28:51	Continuing Calibration Blank1	Mn (257.610 nm)	31.45	0.0000 (ppm)	73.0664
6/17/2021 20:28:51	Continuing Calibration Blank1	Mo (202.032 nm)	54.61	0.0009 (ppm)	9.8675
6/17/2021 20:28:51	Continuing Calibration Blank1	Na (588.995 nm)	90.08	0.0056 (ppm)	-13568.0914
6/17/2021 20:28:51	Continuing Calibration Blank1	Ni (230.299 nm)	> 100.00	0.0000 u (ppm)	-21.9843
6/17/2021 20:28:51	Continuing Calibration Blank1	Pb (220.353 nm)	> 100.00	-0.0003 u (ppm)	1.6351
6/17/2021 20:28:51	Continuing Calibration Blank1	Sb (217.582 nm)	92.88	-0.0013 u (ppm)	4.9081
6/17/2021 20:28:51	Continuing Calibration Blank1	Se (196.026 nm)	> 100.00	-0.0002 u (ppm)	-0.0823
6/17/2021 20:28:51	Continuing Calibration Blank1	Sn (189.925 nm)	> 100.00	-0.0007 u (ppm)	-1.6342
6/17/2021 20:28:51	Continuing Calibration Blank1	Sr (216.596 nm)	86.51	-0.0003 u (ppm)	-2.1538
6/17/2021 20:28:51	Continuing Calibration Blank1	Ti (336.122 nm)	28.21	0.0007 (ppm)	-914.2751
6/17/2021 20:28:51	Continuing Calibration Blank1	Tl (351.923 nm)	> 100.00	-0.0044 u (ppm)	-1.9175
6/17/2021 20:28:51	Continuing Calibration Blank1	V (292.401 nm)	52.86	0.0002 (ppm)	50.3891
6/17/2021 20:28:51	Continuing Calibration Blank1	Y (360.074 nm)	0.35	1.00 (Ratio)	665403.55
6/17/2021 20:28:51	Continuing Calibration Blank1	Y_R (360.074 nm)	0.35	1.00 (Ratio)	665403.55
6/17/2021 20:28:51	Continuing Calibration Blank1	Zn (213.857 nm)	74.70	-0.0001 u (ppm)	-29.6053
6/17/2021 20:32:06	PBW-381438	Ag (328.068 nm)	> 100.00	0.0001 u (ppm)	-115.7073
6/17/2021 20:32:06	PBW-381438	Al (237.312 nm)	60.72	0.0047 (ppm)	4.4523
6/17/2021 20:32:06	PBW-381438	As (188.980 nm)	10.38	-0.0053 u (ppm)	-3.0057
6/17/2021 20:32:06	PBW-381438	B (249.772 nm)	20.52	-0.0002 u (ppm)	144.1849
6/17/2021 20:32:06	PBW-381438	Ba (230.424 nm)	> 100.00	-0.0001 u (ppm)	1.3298
6/17/2021 20:32:06	PBW-381438	Be (313.107 nm)	72.03	0.0000 (ppm)	-567.3248
6/17/2021 20:32:06	PBW-381438	Ca (317.933 nm)	5.56	0.0044 (ppm)	2631.0437
6/17/2021 20:32:06	PBW-381438	Cd (214.439 nm)	95.20	-0.0001 u (ppm)	10.6846
6/17/2021 20:32:06	PBW-381438	Co (230.786 nm)	> 100.00	0.0000 u (ppm)	8.9820
6/17/2021 20:32:06	PBW-381438	Cr (267.716 nm)	10.62	-0.0014 u (ppm)	14.6342
6/17/2021 20:32:06	PBW-381438	Cu (327.395 nm)	> 100.00	0.0001 u (ppm)	25.8772
6/17/2021 20:32:06	PBW-381438	Fe (234.350 nm)	7.74	-0.0036 u (ppm)	13.3453
6/17/2021 20:32:06	PBW-381438	K (766.491 nm)	44.00	-0.0204 u (ppm)	47.1925
6/17/2021 20:32:06	PBW-381438	Mg (279.078 nm)	> 100.00	-0.0006 u (ppm)	-2.3797
6/17/2021 20:32:06	PBW-381438	Mn (257.610 nm)	17.87	-0.0001 u (ppm)	42.1702
6/17/2021 20:32:06	PBW-381438	Mo (202.032 nm)	45.41	-0.0008 u (ppm)	2.6328
6/17/2021 20:32:06	PBW-381438	Na (568.995 nm)	32.29	0.0090 (ppm)	-13437.1025
6/17/2021 20:32:06	PBW-381438	Ni (230.299 nm)	86.65	0.0006 (ppm)	-16.3439

Date Time	Label	Element Label (nm)	%RSD	Unadjusted Conc	Intensity
6/17/2021 20:32:06	PBW-381438	Pb (220.353 nm)	> 100.00	0.0006 u (ppm)	3.6100
6/17/2021 20:32:06	PBW-381438	Sb (217.582 nm)	78.56	-0.0026 u (ppm)	3.4202
6/17/2021 20:32:06	PBW-381438	Se (196.026 nm)	> 100.00	-0.0036 u (ppm)	-1.9758
6/17/2021 20:32:06	PBW-381438	Sn (189.925 nm)	> 100.00	0.0021 (ppm)	0.1262
6/17/2021 20:32:06	PBW-381438	Sr (216.596 nm)	20.62	-0.0002 u (ppm)	-1.1146
6/17/2021 20:32:06	PBW-381438	Ti (336.122 nm)	2.34	0.0019 (ppm)	-670.3624
6/17/2021 20:32:06	PBW-381438	Tl (351.923 nm)	> 100.00	0.0023 u (ppm)	14.6423
6/17/2021 20:32:06	PBW-381438	V (292.401 nm)	72.78	-0.0002 u (ppm)	38.4182
6/17/2021 20:32:06	PBW-381438	Y (360.074 nm)	0.31	1.03 (Ratio)	689989.19
6/17/2021 20:32:06	PBW-381438	Y_R (360.074 nm)	0.31	1.03 (Ratio)	689989.19
6/17/2021 20:32:06	PBW-381438	Zn (213.857 nm)	5.83	0.0003 (ppm)	-18.3576
6/17/2021 20:35:21	LCSW-381438	Ag (328.068 nm)	0.15	0.0482 (ppm)	3419.8577
6/17/2021 20:35:21	LCSW-381438	Al (237.312 nm)	0.09	1.9778 (ppm)	3585.2053
6/17/2021 20:35:21	LCSW-381438	As (188.980 nm)	2.03	0.0363 (ppm)	30.5863
6/17/2021 20:35:21	LCSW-381438	B (249.772 nm)	0.18	0.9857 (ppm)	46089.1580
6/17/2021 20:35:21	LCSW-381438	Ba (230.424 nm)	0.39	2.0343 (ppm)	74790.6926
6/17/2021 20:35:21	LCSW-381438	Be (313.107 nm)	0.16	0.0502 (ppm)	71205.0169
6/17/2021 20:35:21	LCSW-381438	Ca (317.933 nm)	0.15	2.0441 (ppm)	80912.7886
6/17/2021 20:35:21	LCSW-381438	Cd (214.439 nm)	0.12	0.0515 (ppm)	1031.4040
6/17/2021 20:35:21	LCSW-381438	Co (230.786 nm)	0.18	0.5096 (ppm)	6069.1324
6/17/2021 20:35:21	LCSW-381438	Cr (267.716 nm)	0.23	0.2029 (ppm)	7102.8600
6/17/2021 20:35:21	LCSW-381438	Cu (327.395 nm)	0.04	0.2430 (ppm)	14318.6920
6/17/2021 20:35:21	LCSW-381438	Fe (234.350 nm)	0.26	1.0054 (ppm)	8790.3965
6/17/2021 20:35:21	LCSW-381438	K (766.491 nm)	0.12	19.4278 (ppm)	59801.1018
6/17/2021 20:35:21	LCSW-381438	Mg (279.078 nm)	0.24	1.9654 (ppm)	4404.9443
6/17/2021 20:35:21	LCSW-381438	Mn (257.610 nm)	0.20	0.4972 (ppm)	134228.4114
6/17/2021 20:35:21	LCSW-381438	Mo (202.032 nm)	0.84	0.4902 (ppm)	1982.0333
6/17/2021 20:35:21	LCSW-381438	Na (588.995 nm)	0.33	19.5623 (ppm)	748956.4189
6/17/2021 20:35:21	LCSW-381438	Ni (230.299 nm)	0.33	0.5088 (ppm)	5089.4680
6/17/2021 20:35:21	LCSW-381438	Pb (220.353 nm)	0.08	0.5075 (ppm)	1164.0324
6/17/2021 20:35:21	LCSW-381438	Sb (217.582 nm)	1.02	0.4816 (ppm)	546.9557
6/17/2021 20:35:21	LCSW-381438	Se (196.026 nm)	0.73	1.0207 (ppm)	576.5617
6/17/2021 20:35:21	LCSW-381438	Sn (189.925 nm)	0.13	4.9037 (ppm)	3079.0434
6/17/2021 20:35:21	LCSW-381436	Sr (216.596 nm)	0.27	1.9616 (ppm)	16343.2841
6/17/2021 20:35:21	LCSW-381438	Ti (336.122 nm)	0.14	0.5081 (ppm)	101313.0534
6/17/2021 20:35:21	LCSW-381438	Tl (351.923 nm)	0.13	1.8468 (ppm)	4572.9958
6/17/2021 20:35:21	LCSW-381438	V (292.401 nm)	0.07	0.4970 (ppm)	14841.9841
6/17/2021 20:35:21	LCSW-381438	Y (360.074 nm)	0.22	1.03 (Ratio)	685744.93
6/17/2021 20:35:21	LCSW-381438	Y_R (360.074 nm)	0.22	1.03 (Ratio)	685744.93
6/17/2021 20:35:21	LCSW-381438	Zn (213.857 nm)	0.02	0.5126 (ppm)	17944.5557
6/17/2021 20:38:37	R2105781-001	Ag (328.068 nm)	42.36	-0.0001 u (ppm)	-131.1054
6/17/2021 20:38:37	R2105781-001	Al (237.312 nm)	4.33	0.0053 (ppm)	5.7001
6/17/2021 20:38:37	R2105781-001	As (188.980 nm)	82.32	-0.0047 u (ppm)	-2.4992
6/17/2021 20:38:37	R2105781-001	B (249.772 nm)	1.26	0.0141 (ppm)	812.4787
6/17/2021 20:38:37	R2105781-001	Ba (230.424 nm)	0.91	0.0415 (ppm)	1530.0788
6/17/2021 20:38:37	R2105781-001	Be (313.107 nm)	19.16	0.0000 (ppm)	-542.6838
6/17/2021 20:38:37	R2105781-001	Ca (317.933 nm)	0.53	138.3550 o (ppm)	5312329.7216
6/17/2021 20:38:37	R2105781-001	Cd (214.439 nm)	69.18	-0.0001 u (ppm)	10.4711
6/17/2021 20:38:37	R2105781-001	Co (230.786 nm)	3.74	0.0049 (ppm)	66.7336
6/17/2021 20:38:37	R2105781-001	Cr (267.716 nm)	13.27	-0.0011 u (ppm)	26.2547
6/17/2021 20:38:37	R2105781-001	Cu (327.395 nm)	15.85	0.0016 (ppm)	113.9524

Date Time	Label	Element Label (nm)	%RSD	Unadjusted Conc	Intensity
6/17/2021 20:38:37	R2105781-001	Fe (234.350 nm)	14.55	0.0022 (ppm)	64.3628
6/17/2021 20:38:37	R2105781-001	K (766.491 nm)	0.54	1.0817 (ppm)	3433.2618
6/17/2021 20:38:37	R2105781-001	Mg (279.078 nm)	0.66	28.3508 (ppm)	63554.2319
6/17/2021 20:38:37	R2105781-001	Mn (257.610 nm)	6.45	0.0005 (ppm)	200.9521
6/17/2021 20:38:37	R2105781-001	Mo (202.032 nm)	52.08	-0.0004 u (ppm)	4.3756
6/17/2021 20:38:37	R2105781-001	Na (588.995 nm)	0.21	3.2016 (ppm)	111045.4658
6/17/2021 20:38:37	R2105781-001	Ni (230.299 nm)	15.19	-0.0020 u (ppm)	-41.4910
6/17/2021 20:38:37	R2105781-001	Pb (220.353 nm)	10.34	-0.0031 u (ppm)	-4.7957
6/17/2021 20:38:37	R2105781-001	Sb (217.582 nm)	> 100.00	-0.0005 u (ppm)	5.8025
6/17/2021 20:38:37	R2105781-001	Se (196.026 nm)	69.69	-0.0051 u (ppm)	-2.8128
6/17/2021 20:38:37	R2105781-001	Sn (189.925 nm)	78.94	0.0020 (ppm)	0.1062
6/17/2021 20:38:37	R2105781-001	Sr (216.596 nm)	0.76	0.5311 (ppm)	4380.6702
6/17/2021 20:38:37	R2105781-001	Ti (336.122 nm)	1.44	0.0037 (ppm)	-313.3873
6/17/2021 20:38:37	R2105781-001	Tl (351.923 nm)	> 100.00	0.0013 u (ppm)	12.1876
6/17/2021 20:38:37	R2105781-001	V (292.401 nm)	> 100.00	-0.0001 u (ppm)	40.8636
6/17/2021 20:38:37	R2105781-001	Y (360.074 nm)	0.31	1.02 (Ratio)	683082.33
6/17/2021 20:38:37	R2105781-001	Y_R (360.074 nm)	0.31	1.02 (Ratio)	683082.33
6/17/2021 20:38:37	R2105781-001	Zn (213.857 nm)	1.54	0.0032 (ppm)	86.2918
6/17/2021 20:41:53	R2105781-002	Ag (328.068 nm)	50.62	-0.0001 u (ppm)	-130.9363
6/17/2021 20:41:53	R2105781-002	Al (237.312 nm)	2.57	0.1068 (ppm)	189.8166
6/17/2021 20:41:53	R2105781-002	As (188.980 nm)	27.13	-0.0049 u (ppm)	-2.6743
6/17/2021 20:41:53	R2105781-002	B (249.772 nm)	0.44	0.0374 (ppm)	1895.0081
6/17/2021 20:41:53	R2105781-002	Ba (230.424 nm)	0.61	0.0394 (ppm)	1453.1746
6/17/2021 20:41:53	R2105781-002	Be (313.107 nm)	14.10	0.0000 (ppm)	-542.0047
6/17/2021 20:41:53	R2105781-002	Ca (317.933 nm)	0.09	104.9162 o (ppm)	4028994.9669
6/17/2021 20:41:53	R2105781-002	Cd (214.439 nm)	> 100.00	-0.0002 u (ppm)	9.1829
6/17/2021 20:41:53	R2105781-002	Co (230.786 nm)	> 100.00	0.0000 u (ppm)	8.5370
6/17/2021 20:41:53	R2105781-002	Cr (267.716 nm)	26.09	-0.0006 u (ppm)	42.4551
6/17/2021 20:41:53	R2105781-002	Cu (327.395 nm)	20.89	0.0012 (ppm)	89.8185
6/17/2021 20:41:53	R2105781-002	Fe (234.350 nm)	0.09	0.1318 (ppm)	1191.1731
6/17/2021 20:41:53	R2105781-002	K (766.491 nm)	0.23	5.0169 (ppm)	15523.9687
6/17/2021 20:41:53	R2105781-002	Mg (279.078 nm)	0.03	25.7713 (ppm)	57771.6688
6/17/2021 20:41:53	R2105781-002	Mn (257.610 nm)	0.18	0.0078 (ppm)	2166.0797
6/17/2021 20:41:53	R2105781-002	Mo (202.032 nm)	11.23	-0.0016 u (ppm)	-0.1995
6/17/2021 20:41:53	R2105781-002	Na (588.995 nm)	0.07	3.6901 (ppm)	130093.8962
6/17/2021 20:41:53	R2105781-002	Ni (230.299 nm)	15.66	-0.0024 u (ppm)	-46.2549
6/17/2021 20:41:53	R2105781-002	Pb (220.353 nm)	> 100.00	-0.0007 u (ppm)	0.6288
6/17/2021 20:41:53	R2105781-002	Sb (217.582 nm)	> 100.00	-0.0016 u (ppm)	4.5561
6/17/2021 20:41:53	R2105781-002	Se (196.026 nm)	48.56	-0.0048 u (ppm)	-2.6411
6/17/2021 20:41:53	R2105781-002	Sn (189.925 nm)	> 100.00	-0.0029 u (ppm)	-3.0065
6/17/2021 20:41:53	R2105781-002	Sr (216.596 nm)	0.20	0.4231 (ppm)	3490.0420
6/17/2021 20:41:53	R2105781-002	Ti (336.122 nm)	1.43	0.0065 (ppm)	247.0301
6/17/2021 20:41:53	R2105781-002	Tl (351.923 nm)	> 100.00	0.0016 u (ppm)	12.9428
6/17/2021 20:41:53	R2105781-002	V (292.401 nm)	> 100.00	0.0000 u (ppm)	45.5831
6/17/2021 20:41:53	R2105781-002	Y (360.074 nm)	0.28	1.00 (Ratio)	667435.16
6/17/2021 20:41:53	R2105781-002	Y_R (360.074 nm)	0.28	1.00 (Ratio)	667435.16
6/17/2021 20:41:53	R2105781-002	Zn (213.857 nm)	8.78	0.0013 (ppm)	18.3624
6/17/2021 20:45:09	R2105781-003	Ag (328.068 nm)	> 100.00	-0.0001 u (ppm)	-131.2293
6/17/2021 20:45:09	R2105781-003	Al (237.312 nm)	1.41	0.2754 (ppm)	495.7723
6/17/2021 20:45:09	R2105781-003	As (188.980 nm)	32.22	-0.0050 u (ppm)	-2.7382
6/17/2021 20:45:09	R2105781-003	B (249.772 nm)	0.73	0.0179 (ppm)	988.6579

Date Time	Label	Element Label (nm)	%RSD	Unadjusted Conc	Intensity
6/17/2021 20:45:09	R2105781-003	Ba (230.424 nm)	0.54	0.0305 (ppm)	1125.6388
6/17/2021 20:45:09	R2105781-003	Be (313.107 nm)	4.42	0.0000 (ppm)	-537.3635
6/17/2021 20:45:09	R2105781-003	Ca (317.933 nm)	0.17	129.4097 o (ppm)	4969022.7102
6/17/2021 20:45:09	R2105781-003	Cd (214.439 nm)	> 100.00	-0.0001 u (ppm)	11.5140
6/17/2021 20:45:09	R2105781-003	Co (230.786 nm)	> 100.00	0.0002 u (ppm)	11.6132
6/17/2021 20:45:09	R2105781-003	Cr (267.716 nm)	53.52	-0.0004 u (ppm)	49.4336
6/17/2021 20:45:09	R2105781-003	Cu (327.395 nm)	26.19	0.0020 (ppm)	136.5740
6/17/2021 20:45:09	R2105781-003	Fe (234.350 nm)	0.25	0.3551 (ppm)	3133.4583
6/17/2021 20:45:09	R2105781-003	K (766.491 nm)	0.29	2.0401 (ppm)	6378.0467
6/17/2021 20:45:09	R2105781-003	Mg (279.078 nm)	0.14	25.0341 (ppm)	56119.0080
6/17/2021 20:45:09	R2105781-003	Mn (257.610 nm)	0.17	0.7382 (ppm)	199272.7534
6/17/2021 20:45:09	R2105781-003	Mo (202.032 nm)	21.01	-0.0011 u (ppm)	1.4371
6/17/2021 20:45:09	R2105781-003	Na (588.995 nm)	0.37	2.5982 (ppm)	87520.5318
6/17/2021 20:45:09	R2105781-003	Ni (230.299 nm)	26.94	-0.0017 u (ppm)	-38.4754
6/17/2021 20:45:09	R2105781-003	Pb (220.353 nm)	> 100.00	-0.0010 u (ppm)	-0.1620
6/17/2021 20:45:09	R2105781-003	Sb (217.582 nm)	> 100.00	-0.0030 u (ppm)	2.9491
6/17/2021 20:45:09	R2105781-003	Se (196.026 nm)	92.84	-0.0037 u (ppm)	-2.0387
6/17/2021 20:45:09	R2105781-003	Sn (189.925 nm)	> 100.00	-0.0001 u (ppm)	-1.2470
6/17/2021 20:45:09	R2105781-003	Sr (216.596 nm)	0.62	0.3716 (ppm)	3064.8278
6/17/2021 20:45:09	R2105781-003	Ti (336.122 nm)	2.16	0.0177 (ppm)	2504.4592
6/17/2021 20:45:09	R2105781-003	Tl (351.923 nm)	75.67	0.0041 (ppm)	19.0734
6/17/2021 20:45:09	R2105781-003	V (292.401 nm)	> 100.00	0.0002 (ppm)	52.3610
6/17/2021 20:45:09	R2105781-003	Y (360.074 nm)	0.20	1.00 (Ratio)	665246.99
6/17/2021 20:45:09	R2105781-003	Y_R (360.074 nm)	0.20	1.00 (Ratio)	665246.99
6/17/2021 20:45:09	R2105781-003	Zn (213.857 nm)	0.52	0.0040 (ppm)	114.4932
6/17/2021 20:48:23	R2105781-004	Ag (328.068 nm)	41.78	-0.0001 u (ppm)	-127.2164
6/17/2021 20:48:23	R2105781-004	Al (237.312 nm)	1.27	0.0314 (ppm)	53.0162
6/17/2021 20:48:23	R2105781-004	As (188.980 nm)	> 100.00	-0.0025 u (ppm)	-0.7708
6/17/2021 20:48:23	R2105781-004	B (249.772 nm)	0.08	0.0678 (ppm)	3315.8587
6/17/2021 20:48:23	R2105781-004	Ba (230.424 nm)	0.09	0.0799 (ppm)	2942.2545
6/17/2021 20:48:23	R2105781-004	Be (313.107 nm)	26.24	0.0000 (ppm)	-545.4942
6/17/2021 20:48:23	R2105781-004	Ca (317.933 nm)	0.08	143.8967 o (ppm)	5525013.3451
6/17/2021 20:48:23	R2105781-004	Cd (214.439 nm)	77.49	-0.0002 u (ppm)	9.3496
6/17/2021 20:48:23	R2105781-004	Co (230.786 nm)	> 100.00	0.0002 u (ppm)	10.9780
6/17/2021 20:48:23	R2105781-004	Cr (267.716 nm)	30.15	-0.0007 u (ppm)	39.5827
6/17/2021 20:48:23	R2105781-004	Cu (327.395 nm)	1.21	0.0069 (ppm)	423.6836
6/17/2021 20:48:23	R2105781-004	Fe (234.350 nm)	1.01	0.0421 (ppm)	411.4417
6/17/2021 20:48:23	R2105781-004	K (766.491 nm)	0.30	8.0904 (ppm)	24967.1734
6/17/2021 20:48:23	R2105781-004	Mg (279.078 nm)	0.17	31.9069 (ppm)	71526.1644
6/17/2021 20:48:23	R2105781-004	Mn (257.610 nm)	0.20	0.0206 (ppm)	5617.8699
6/17/2021 20:48:23	R2105781-004	Mo (202.032 nm)	22.70	-0.0021 u (ppm)	-2.3695
6/17/2021 20:48:23	R2105781-004	Na (588.995 nm)	0.43	5.2628 (ppm)	191413.1714
6/17/2021 20:48:23	R2105781-004	Ni (230.299 nm)	9.78	-0.0039 u (ppm)	-60.8998
6/17/2021 20:48:23	R2105781-004	Pb (220.353 nm)	23.44	-0.0034 u (ppm)	-5.5665
6/17/2021 20:48:23	R2105781-004	Sb (217.582 nm)	> 100.00	0.0004 u (ppm)	6.7317
6/17/2021 20:48:23	R2105781-004	Se (196.026 nm)	43.17	-0.0019 u (ppm)	-1.0425
6/17/2021 20:48:23	R2105781-004	Sn (189.925 nm)	71.58	-0.0009 u (ppm)	-1.7681
6/17/2021 20:48:23	R2105781-004	Sr (216.596 nm)	0.43	0.5791 (ppm)	4776.2714
6/17/2021 20:48:23	R2105781-004	Ti (336.122 nm)	1.01	0.0033 (ppm)	-395.0198
6/17/2021 20:48:23	R2105781-004	Tl (351.923 nm)	> 100.00	-0.0008 u (ppm)	7.0912
6/17/2021 20:48:23	R2105781-004	V (292.401 nm)	40.26	-0.0003 u (ppm)	35.9900

Date Time	Label	Element Label (nm)	%RSD	Unadjusted Conc	Intensity
6/17/2021 20:48:23	R2105781-004	Y (360.074 nm)	0.27	0.99 (Ratio)	664529.06
6/17/2021 20:48:23	R2105781-004	Y_R (360.074 nm)	0.27	0.99 (Ratio)	664529.06
6/17/2021 20:48:23	R2105781-004	Zn (213.857 nm)	1.69	0.0032 (ppm)	84.2777
6/17/2021 20:51:38	R2105781-005	Ag (328.068 nm)	79.12	-0.0002 u (ppm)	-134.0208
6/17/2021 20:51:38	R2105781-005	Al (237.312 nm)	0.15	1.3976 (ppm)	2532.2383
6/17/2021 20:51:38	R2105781-005	As (188.980 nm)	34.91	-0.0037 u (ppm)	-1.6817
6/17/2021 20:51:38	R2105781-005	B (249.772 nm)	0.65	0.0097 (ppm)	607.1729
6/17/2021 20:51:38	R2105781-005	Ba (230.424 nm)	0.39	0.0760 (ppm)	2798.3807
6/17/2021 20:51:38	R2105781-005	Be (313.107 nm)	21.24	0.0001 (ppm)	-485.5153
6/17/2021 20:51:38	R2105781-005	Ca (317.933 nm)	0.46	130.0620 o (ppm)	4994057.4285
6/17/2021 20:51:38	R2105781-005	Cd (214.439 nm)	49.30	0.0002 (ppm)	16.1450
6/17/2021 20:51:38	R2105781-005	Co (230.786 nm)	35.32	0.0011 (ppm)	22.0352
6/17/2021 20:51:38	R2105781-005	Cr (267.716 nm)	4.38	0.0021 (ppm)	135.4798
6/17/2021 20:51:38	R2105781-005	Cu (327.395 nm)	4.17	0.0056 (ppm)	349.1621
6/17/2021 20:51:38	R2105781-005	Fe (234.350 nm)	0.19	1.4362 (ppm)	12537.1546
6/17/2021 20:51:38	R2105781-005	K (766.491 nm)	0.49	2.2181 (ppm)	6924.8176
6/17/2021 20:51:38	R2105781-005	Mg (279.078 nm)	0.15	31.9890 (ppm)	71710.3202
6/17/2021 20:51:38	R2105781-005	Mn (257.610 nm)	0.24	0.0407 (ppm)	11033.9017
6/17/2021 20:51:38	R2105781-005	Mo (202.032 nm)	18.01	-0.0017 u (ppm)	-0.8942
6/17/2021 20:51:38	R2105781-005	Na (588.995 nm)	0.19	21.1538 (ppm)	811009.2014
6/17/2021 20:51:38	R2105781-005	Ni (230.299 nm)	8.35	0.0179 (ppm)	158.0462
6/17/2021 20:51:38	R2105781-005	Pb (220.353 nm)	> 100.00	-0.0011 u (ppm)	-0.2115
6/17/2021 20:51:38	R2105781-005	Sb (217.582 nm)	84.32	-0.0034 u (ppm)	2.4901
6/17/2021 20:51:38	R2105781-005	Se (196.026 nm)	24.34	-0.0050 u (ppm)	-2.7962
6/17/2021 20:51:38	R2105781-005	Sn (189.925 nm)	> 100.00	-0.0005 u (ppm)	-1.4664
6/17/2021 20:51:38	R2105781-005	Sr (216.596 nm)	0.10	0.4785 (ppm)	3946.6136
6/17/2021 20:51:38	R2105781-005	Ti (336.122 nm)	1.84	0.0604 (ppm)	11106.5232
6/17/2021 20:51:38	R2105781-005	Tl (351.923 nm)	> 100.00	0.0022 u (ppm)	14.3714
6/17/2021 20:51:38	R2105781-005	V (292.401 nm)	7.67	0.0022 (ppm)	110.0300
6/17/2021 20:51:38	R2105781-005	Y (360.074 nm)	0.24	1.00 (Ratio)	666455.75
6/17/2021 20:51:38	R2105781-005	Y_R (360.074 nm)	0.24	1.00 (Ratio)	666455.75
6/17/2021 20:51:38	R2105781-005	Zn (213.857 nm)	0.50	0.4562 (ppm)	15967.3883
6/17/2021 20:54:52	R2105781-006	Ag (328.068 nm)	> 100.00	-0.0001 u (ppm)	-128.5760
6/17/2021 20:54:52	R2105781-006	Al (237.312 nm)	32.34	0.0053 (ppm)	5.6810
6/17/2021 20:54:52	R2105781-006	As (188.980 nm)	31.62	-0.0043 u (ppm)	-2.2225
6/17/2021 20:54:52	R2105781-006	B (249.772 nm)	1.63	0.0131 (ppm)	763.0283
6/17/2021 20:54:52	R2105781-006	Ba (230.424 nm)	0.15	0.0224 (ppm)	825.8319
6/17/2021 20:54:52	R2105781-006	Be (313.107 nm)	74.29	0.0000 (ppm)	-554.2247
6/17/2021 20:54:52	R2105781-006	Ca (317.933 nm)	0.24	118.4929 o (ppm)	4550051.9785
6/17/2021 20:54:52	R2105781-006	Cd (214.439 nm)	93.77	-0.0001 u (ppm)	10.6806
6/17/2021 20:54:52	R2105781-006	Co (230.786 nm)	> 100.00	-0.0001 u (ppm)	7.5281
6/17/2021 20:54:52	R2105781-006	Cr (267.716 nm)	35.98	-0.0007 u (ppm)	40.6683
6/17/2021 20:54:52	R2105781-006	Cu (327.395 nm)	> 100.00	-0.0001 u (ppm)	12.2759
6/17/2021 20:54:52	R2105781-006	Fe (234.350 nm)	7.51	0.0044 (ppm)	83.2724
6/17/2021 20:54:52	R2105781-006	K (766.491 nm)	0.20	2.7755 (ppm)	8637.5427
6/17/2021 20:54:52	R2105781-006	Mg (279.078 nm)	0.09	20.8218 (ppm)	46676.1236
6/17/2021 20:54:52	R2105781-006	Mn (257.610 nm)	0.61	0.0036 (ppm)	1047.0954
6/17/2021 20:54:52	R2105781-006	Mo (202.032 nm)	32.82	-0.0014 u (ppm)	0.5100
6/17/2021 20:54:52	R2105781-006	Na (588.995 nm)	0.07	6.2667 (ppm)	230554.8850
6/17/2021 20:54:52	R2105781-006	Ni (230.299 nm)	45.85	-0.0016 u (ppm)	-38.1585
6/17/2021 20:54:52	R2105781-006	Pb (220.353 nm)	41.67	-0.0036 u (ppm)	-5.9791

Date Time	Label	Element Label (nm)	%RSD	Unadjusted Conc	Intensity
6/17/2021 20:54:52	R2105781-006	Sb (217.582 nm)	45.59	0.0032 (ppm)	9.9006
6/17/2021 20:54:52	R2105781-006	Se (196.026 nm)	44.94	-0.0053 u (ppm)	-2.9250
6/17/2021 20:54:52	R2105781-006	Sn (189.925 nm)	81.54	-0.0025 u (ppm)	-2.7562
6/17/2021 20:54:52	R2105781-006	Sr (216.596 nm)	0.22	0.6453 (ppm)	5322.5467
6/17/2021 20:54:52	R2105781-006	Ti (336.122 nm)	2.42	0.0027 (ppm)	-511.1604
6/17/2021 20:54:52	R2105781-006	Tl (351.923 nm)	> 100.00	-0.0010 u (ppm)	6.3702
6/17/2021 20:54:52	R2105781-006	V (292.401 nm)	> 100.00	-0.0001 u (ppm)	43.3561
6/17/2021 20:54:52	R2105781-006	Y (360.074 nm)	0.23	1.00 (Ratio)	671138.08
6/17/2021 20:54:52	R2105781-006	Y_R (360.074 nm)	0.23	1.00 (Ratio)	671138.08
6/17/2021 20:54:52	R2105781-006	Zn (213.857 nm)	5.49	0.0021 (ppm)	46.9385
6/17/2021 20:58:07	R2105781-007	Ag (328.068 nm)	65.52	0.0001 (ppm)	-118.0080
6/17/2021 20:58:07	R2105781-007	Al (237.312 nm)	5.12	0.0281 (ppm)	47.0468
6/17/2021 20:58:07	R2105781-007	As (188.980 nm)	8.69	-0.0060 u (ppm)	-3.5558
6/17/2021 20:58:07	R2105781-007	B (249.772 nm)	1.09	0.0152 (ppm)	860.6866
6/17/2021 20:58:07	R2105781-007	Ba (230.424 nm)	0.46	0.0188 (ppm)	693.5289
6/17/2021 20:58:07	R2105781-007	Be (313.107 nm)	36.73	0.0000 (ppm)	-554.9245
6/17/2021 20:58:07	R2105781-007	Ca (317.933 nm)	0.45	74.0622 o (ppm)	2844864.0162
6/17/2021 20:58:07	R2105781-007	Cd (214.439 nm)	> 100.00	0.0000 u (ppm)	12.9035
6/17/2021 20:58:07	R2105781-007	Co (230.786 nm)	> 100.00	0.0000 u (ppm)	9.1200
6/17/2021 20:58:07	R2105781-007	Cr (267.716 nm)	29.69	-0.0005 u (ppm)	47.6225
6/17/2021 20:58:07	R2105781-007	Cu (327.395 nm)	35.32	-0.0005 u (ppm)	-7.6990
6/17/2021 20:58:07	R2105781-007	Fe (234.350 nm)	0.62	0.0284 (ppm)	291.9909
6/17/2021 20:58:07	R2105781-007	K (766.491 nm)	0.79	1.3521 (ppm)	4263.8948
6/17/2021 20:58:07	R2105781-007	Mg (279.078 nm)	0.24	12.1611 (ppm)	27261.0012
6/17/2021 20:58:07	R2105781-007	Mn (257.610 nm)	0.31	0.0491 (ppm)	13304.1335
6/17/2021 20:58:07	R2105781-007	Mo (202.032 nm)	12.73	-0.0009 u (ppm)	2.3058
6/17/2021 20:58:07	R2105781-007	Na (588.995 nm)	0.14	10.7381 (ppm)	404895.1839
6/17/2021 20:58:07	R2105781-007	Ni (230.299 nm)	11.10	-0.0016 u (ppm)	-38.2237
6/17/2021 20:58:07	R2105781-007	Pb (220.353 nm)	5.43	-0.0035 u (ppm)	-5.8754
6/17/2021 20:58:07	R2105781-007	Sb (217.582 nm)	> 100.00	0.0000 u (ppm)	6.3591
6/17/2021 20:58:07	R2105781-007	Se (196.026 nm)	> 100.00	-0.0028 u (ppm)	-1.5290
6/17/2021 20:58:07	R2105781-007	Sn (189.925 nm)	> 100.00	-0.0005 u (ppm)	-1.4676
6/17/2021 20:58:07	R2105781-007	Sr (216.596 nm)	0.41	0.2036 (ppm)	1679.7604
6/17/2021 20:58:07	R2105781-007	Ti (336.122 nm)	3.91	0.0029 (ppm)	-486.2247
6/17/2021 20:58:07	R2105781-007	Tl (351.923 nm)	24.91	-0.0030 u (ppm)	1.4947
6/17/2021 20:58:07	R2105781-007	V (292.401 nm)	97.93	-0.0002 u (ppm)	39.4951
6/17/2021 20:58:07	R2105781-007	Y (360.074 nm)	0.02	1.00 (Ratio)	671325.02
6/17/2021 20:58:07	R2105781-007	Y_R (360.074 nm)	0.02	1.00 (Ratio)	671325.02
6/17/2021 20:58:07	R2105781-007	Zn (213.857 nm)	1.23	0.0043 (ppm)	123.4201
6/17/2021 21:01:21	R2105781-008	Ag (328.068 nm)	99.87	0.0001 (ppm)	-113.6273
6/17/2021 21:01:21	R2105781-008	Al (237.312 nm)	0.30	0.4917 (ppm)	888.3813
6/17/2021 21:01:21	R2105781-008	As (188.980 nm)	73.88	-0.0041 u (ppm)	-2.0172
6/17/2021 21:01:21	R2105781-008	B (249.772 nm)	1.42	0.0123 (ppm)	729.0093
6/17/2021 21:01:21	R2105781-008	Ba (230.424 nm)	0.31	0.0498 (ppm)	1832.8332
6/17/2021 21:01:21	R2105781-008	Be (313.107 nm)	58.50	0.0000 (ppm)	-555.9866
6/17/2021 21:01:21	R2105781-008	Ca (317.933 nm)	0.16	108.9834 o (ppm)	4185087.5570
6/17/2021 21:01:21	R2105781-008	Cd (214.439 nm)	46.57	0.0002 (ppm)	17.8103
6/17/2021 21:01:21	R2105781-008	Co (230.786 nm)	> 100.00	0.0003 (ppm)	12.0816
6/17/2021 21:01:21	R2105781-008	Cr (267.716 nm)	18.87	0.0006 (ppm)	83.8044
6/17/2021 21:01:21	R2105781-008	Cu (327.395 nm)	1.71	0.0130 (ppm)	785.1159
6/17/2021 21:01:21	R2105781-008	Fe (234.350 nm)	0.13	0.3811 (ppm)	3359.5494

Date Time	Label	Element Label (nm)	%RSD	Unadjusted Conc	Intensity
6/17/2021 21:01:21	R2105781-008	K (766.491 nm)	0.48	2.7305 (ppm)	8498.9851
6/17/2021 21:01:21	R2105781-008	Mg (279.078 nm)	0.21	44.3622 (ppm)	99447.6752
6/17/2021 21:01:21	R2105781-008	Mn (257.610 nm)	0.25	0.0178 (ppm)	4879.1553
6/17/2021 21:01:21	R2105781-008	Mo (202.032 nm)	60.14	0.0010 (ppm)	10.0086
6/17/2021 21:01:21	R2105781-008	Na (588.995 nm)	0.27	13.4561 (ppm)	510872.6889
6/17/2021 21:01:21	R2105781-008	Ni (230.299 nm)	3.34	0.0087 (ppm)	65.6146
6/17/2021 21:01:21	R2105781-008	Pb (220.353 nm)	45.14	-0.0033 u (ppm)	-5.3577
6/17/2021 21:01:21	R2105781-008	Sb (217.582 nm)	9.27	-0.0041 u (ppm)	1.6788
6/17/2021 21:01:21	R2105781-008	Se (196.026 nm)	65.60	-0.0044 u (ppm)	-2.4407
6/17/2021 21:01:21	R2105781-008	Sn (189.925 nm)	> 100.00	0.0009 u (ppm)	-0.5997
6/17/2021 21:01:21	R2105781-008	Sr (216.596 nm)	0.07	0.5605 (ppm)	4623.0229
6/17/2021 21:01:21	R2105781-008	Ti (336.122 nm)	0.40	0.0171 (ppm)	2383.5905
6/17/2021 21:01:21	R2105781-008	Tl (351.923 nm)	> 100.00	0.0008 u (ppm)	10.9731
6/17/2021 21:01:21	R2105781-008	V (292.401 nm)	58.47	0.0006 (ppm)	62.3741
6/17/2021 21:01:21	R2105781-008	Y (360.074 nm)	0.21	1.00 (Ratio)	665992.11
6/17/2021 21:01:21	R2105781-008	Y_R (360.074 nm)	0.21	1.00 (Ratio)	665992.11
6/17/2021 21:01:21	R2105781-008	Zn (213.857 nm)	0.46	0.0632 (ppm)	2190.4848
6/17/2021 21:04:36	Continuing Calibration Verification1	Ag (328.068 nm)	0.18	0.4933 (ppm)	36142.5677
6/17/2021 21:04:36	Continuing Calibration Verification1	Al (237.312 nm)	0.11	9.9662 (ppm)	18082.4624
6/17/2021 21:04:36	Continuing Calibration Verification1	As (188.980 nm)	0.36	0.9803 (ppm)	793.5830
6/17/2021 21:04:36	Continuing Calibration Verification1	B (249.772 nm)	0.24	2.5302 (ppm)	118068.2332
6/17/2021 21:04:36	Continuing Calibration Verification1	Ba (230.424 nm)	0.31	10.2085 (ppm)	375300.3343
6/17/2021 21:04:36	Continuing Calibration Verification1	Be (313.107 nm)	0.19	0.2528 (ppm)	361053.7646
6/17/2021 21:04:36	Continuing Calibration Verification1	Ca (317.933 nm)	0.14	25.3651 (ppm)	975937.1162
6/17/2021 21:04:36	Continuing Calibration Verification1	Cd (214.439 nm)	0.35	0.4988 (ppm)	9880.4974
6/17/2021 21:04:36	Continuing Calibration Verification1	Co (230.786 nm)	0.05	2.5243 (ppm)	30031.3271
6/17/2021 21:04:36	Continuing Calibration Verification1	Cr (267.716 nm)	0.23	0.5122 (ppm)	17831.4055
6/17/2021 21:04:36	Continuing Calibration Verification1	Cu (327.395 nm)	0.16	1.2408 (ppm)	73031.5449
6/17/2021 21:04:36	Continuing Calibration Verification1	Fe (234.350 nm)	0.21	5.0669 (ppm)	44118.7166
6/17/2021 21:04:36	Continuing Calibration Verification1	K (766.491 nm)	0.11	24.9580 (ppm)	76792.5196
6/17/2021 21:04:36	Continuing Calibration Verification1	Mg (279.078 nm)	0.19	25.0165 (ppm)	56079.6296
6/17/2021 21:04:36	Continuing Calibration Verification1	Mn (257.610 nm)	0.24	0.7541 (ppm)	203552.7264
6/17/2021 21:04:36	Continuing Calibration Verification1	Mo (202.032 nm)	0.15	2.5259 (ppm)	10187.5116
6/17/2021 21:04:36	Continuing Calibration Verification1	Na (588.995 nm)	0.51	25.0951 (ppm)	964682.9097
6/17/2021 21:04:36	Continuing Calibration Verification1	Ni (230.299 nm)	0.13	1.9936 (ppm)	20004.6851
6/17/2021 21:04:36	Continuing Calibration Verification1	Pb (220.353 nm)	0.46	0.5030 (ppm)	1153.7405
6/17/2021 21:04:36	Continuing Calibration Verification1	Sb (217.582 nm)	0.17	4.9408 (ppm)	5553.2002
6/17/2021 21:04:36	Continuing Calibration Verification1	Se (196.026 nm)	0.35	0.4855 (ppm)	274.2888
6/17/2021 21:04:36	Continuing Calibration Verification1	Sn (189.925 nm)	0.30	4.9907 (ppm)	3133.7421
6/17/2021 21:04:36	Continuing Calibration Verification1	Sr (216.596 nm)	0.39	2.5371 (ppm)	20923.8157
6/17/2021 21:04:36	Continuing Calibration Verification1	Ti (336.122 nm)	0.15	2.5746 (ppm)	517650.6353
6/17/2021 21:04:36	Continuing Calibration Verification1	Tl (351.923 nm)	0.45	0.9827 (ppm)	2437.6434
6/17/2021 21:04:36	Continuing Calibration Verification1	V (292.401 nm)	0.18	2.5428 (ppm)	75749.0367
6/17/2021 21:04:36	Continuing Calibration Verification1	Y (360.074 nm)	0.42	0.99 (Ratio)	659228.87
6/17/2021 21:04:36	Continuing Calibration Verification1	Y_R (360.074 nm)	0.42	0.99 (Ratio)	659228.87
6/17/2021 21:04:36	Continuing Calibration Verification1	Zn (213.857 nm)	0.17	0.9892 (ppm)	34655.4431
6/17/2021 21:07:52	Continuing Calibration Blank1	Ag (328.068 nm)	92.05	-0.0002 u (ppm)	-135.3455
6/17/2021 21:07:52	Continuing Calibration Blank1	Al (237.312 nm)	> 100.00	0.0003 u (ppm)	-3.5356
6/17/2021 21:07:52	Continuing Calibration Blank1	As (188.980 nm)	> 100.00	0.0021 u (ppm)	2.9668
6/17/2021 21:07:52	Continuing Calibration Blank1	B (249.772 nm)	70.29	0.0007 (ppm)	186.6359
6/17/2021 21:07:52	Continuing Calibration Blank1	Ba (230.424 nm)	> 100.00	0.0000 u (ppm)	4.8814

Date Time	Label	Element Label (nm)	%RSD	Unadjusted Conc	Intensity
6/17/2021 21:07:52	Continuing Calibration Blank1	Be (313.107 nm)	> 100.00	0.0000 u (ppm)	-573.6610
6/17/2021 21:07:52	Continuing Calibration Blank1	Ca (317.933 nm)	8.36	0.0026 (ppm)	2563.2670
6/17/2021 21:07:52	Continuing Calibration Blank1	Cd (214.439 nm)	> 100.00	0.0001 u (ppm)	14.4229
6/17/2021 21:07:52	Continuing Calibration Blank1	Co (230.786 nm)	> 100.00	0.0000 u (ppm)	9.3543
6/17/2021 21:07:52	Continuing Calibration Blank1	Cr (267.716 nm)	40.34	0.0002 (ppm)	69.4143
6/17/2021 21:07:52	Continuing Calibration Blank1	Cu (327.395 nm)	> 100.00	-0.0001 u (ppm)	15.7016
6/17/2021 21:07:52	Continuing Calibration Blank1	Fe (234.350 nm)	15.60	0.0016 (ppm)	58.8706
6/17/2021 21:07:52	Continuing Calibration Blank1	K (766.491 nm)	49.86	0.0174 (ppm)	163.0685
6/17/2021 21:07:52	Continuing Calibration Blank1	Mg (279.078 nm)	> 100.00	0.0008 u (ppm)	0.8518
6/17/2021 21:07:52	Continuing Calibration Blank1	Mn (257.610 nm)	> 100.00	0.0000 u (ppm)	66.9763
6/17/2021 21:07:52	Continuing Calibration Blank1	Mo (202.032 nm)	15.85	0.0011 (ppm)	10.4337
6/17/2021 21:07:52	Continuing Calibration Blank1	Na (588.995 nm)	53.27	0.0049 (ppm)	-13595.3511
6/17/2021 21:07:52	Continuing Calibration Blank1	Ni (230.299 nm)	> 100.00	-0.0005 u (ppm)	-26.7708
6/17/2021 21:07:52	Continuing Calibration Blank1	Pb (220.353 nm)	> 100.00	-0.0006 u (ppm)	0.9503
6/17/2021 21:07:52	Continuing Calibration Blank1	Sb (217.582 nm)	79.52	-0.0037 u (ppm)	2.1932
6/17/2021 21:07:52	Continuing Calibration Blank1	Se (196.026 nm)	72.66	0.0008 (ppm)	0.5215
6/17/2021 21:07:52	Continuing Calibration Blank1	Sn (189.925 nm)	> 100.00	-0.0001 u (ppm)	-1.2192
6/17/2021 21:07:52	Continuing Calibration Blank1	Sr (216.596 nm)	> 100.00	0.0002 u (ppm)	2.0257
6/17/2021 21:07:52	Continuing Calibration Blank1	Ti (336.122 nm)	43.08	0.0008 (ppm)	-898.7365
6/17/2021 21:07:52	Continuing Calibration Blank1	Tl (351.923 nm)	> 100.00	-0.0018 u (ppm)	4.6254
6/17/2021 21:07:52	Continuing Calibration Blank1	V (292.401 nm)	26.39	0.0005 (ppm)	59.5502
6/17/2021 21:07:52	Continuing Calibration Blank1	Y (360.074 nm)	0.16	0.99 (Ratio)	662449.72
6/17/2021 21:07:52	Continuing Calibration Blank1	Y_R (360.074 nm)	0.16	0.99 (Ratio)	662449.72
6/17/2021 21:07:52	Continuing Calibration Blank1	Zn (213.857 nm)	68.71	-0.0001 u (ppm)	-29.2619
6/17/2021 21:11:06	R2105781-009	Ag (328.068 nm)	53.07	-0.0002 u (ppm)	-138.7458
6/17/2021 21:11:06	R2105781-009	Al (237.312 nm)	1.91	0.0480 (ppm)	83.1057
6/17/2021 21:11:06	R2105781-009	As (188.980 nm)	69.53	-0.0037 u (ppm)	-1.7312
6/17/2021 21:11:06	R2105781-009	B (249.772 nm)	0.47	0.0322 (ppm)	1653.2020
6/17/2021 21:11:06	R2105781-009	Ba (230.424 nm)	0.29	0.0645 (ppm)	2373.6624
6/17/2021 21:11:06	R2105781-009	Be (313.107 nm)	61.62	0.0000 (ppm)	-554.1532
6/17/2021 21:11:06	R2105781-009	Ca (317.933 nm)	0.18	144.0816 o (ppm)	5532109.1284
6/17/2021 21:11:06	R2105781-009	Cd (214.439 nm)	> 100.00	0.0001 (ppm)	15.4159
6/17/2021 21:11:06	R2105781-009	Co (230.786 nm)	53.04	0.0007 (ppm)	17.4695
6/17/2021 21:11:06	R2105781-009	Cr (267.716 nm)	9.40	-0.0015 u (ppm)	12.6789
6/17/2021 21:11:06	R2105781-009	Cu (327.395 nm)	> 100.00	0.0002 u (ppm)	29.9004
6/17/2021 21:11:06	R2105781-009	Fe (234.350 nm)	0.22	0.1181 (ppm)	1071.8497
6/17/2021 21:11:06	R2105781-009	K (766.491 nm)	0.47	3.7317 (ppm)	11575.1629
6/17/2021 21:11:06	R2105781-009	Mg (279.078 nm)	0.06	24.3238 (ppm)	54526.7084
6/17/2021 21:11:06	R2105781-009	Mn (257.610 nm)	0.12	0.0851 (ppm)	23020.2089
6/17/2021 21:11:06	R2105781-009	Mo (202.032 nm)	6.83	-0.0011 u (ppm)	1.6673
6/17/2021 21:11:06	R2105781-009	Na (588.995 nm)	0.25	14.5361 (ppm)	552981.4919
6/17/2021 21:11:06	R2105781-009	Ni (230.299 nm)	33.10	-0.0040 u (ppm)	-62.1675
6/17/2021 21:11:06	R2105781-009	Pb (220.353 nm)	54.89	-0.0025 u (ppm)	-3.4697
6/17/2021 21:11:06	R2105781-009	Sb (217.582 nm)	25.65	-0.0054 u (ppm)	0.2167
6/17/2021 21:11:06	R2105781-009	Se (196.026 nm)	> 100.00	-0.0021 u (ppm)	-1.1312
6/17/2021 21:11:06	R2105781-009	Sn (189.925 nm)	88.95	-0.0027 u (ppm)	-2.8802
6/17/2021 21:11:06	R2105781-009	Sr (216.596 nm)	0.23	0.6607 (ppm)	5449.1126
6/17/2021 21:11:06	R2105781-009	Ti (336.122 nm)	1.02	0.0055 (ppm)	41.2642
6/17/2021 21:11:06	R2105781-009	Tl (351.923 nm)	> 100.00	-0.0005 u (ppm)	7.7445
6/17/2021 21:11:06	R2105781-009	V (292.401 nm)	> 100.00	0.0002 u (ppm)	50.1087
6/17/2021 21:11:06	R2105781-009	Y (360.074 nm)	0.27	1.00 (Ratio)	666195.74

Date Time	Label	Element Label (nm)	%RSD	Unadjusted Conc	Intensity
6/17/2021 21:11:06	R2105781-009	Y_R (360.074 nm)	0.27	1.00 (Ratio)	666195.74
6/17/2021 21:11:06	R2105781-009	Zn (213.857 nm)	5.65	0.0023 (ppm)	53.0693
6/17/2021 21:14:21	R2105781-010	Ag (328.068 nm)	91.12	-0.0001 u (ppm)	-132.4134
6/17/2021 21:14:21	R2105781-010	Al (237.312 nm)	15.19	0.0107 (ppm)	15.4313
6/17/2021 21:14:21	R2105781-010	As (188.980 nm)	> 100.00	-0.0033 u (ppm)	-1.4114
6/17/2021 21:14:21	R2105781-010	B (249.772 nm)	0.35	0.0194 (ppm)	1057.4849
6/17/2021 21:14:21	R2105781-010	Ba (230.424 nm)	0.83	0.0307 (ppm)	1133.5126
6/17/2021 21:14:21	R2105781-010	Be (313.107 nm)	17.21	0.0000 (ppm)	-568.4142
6/17/2021 21:14:21	R2105781-010	Ca (317.933 nm)	0.28	87.5810 o (ppm)	3363697.0576
6/17/2021 21:14:21	R2105781-010	Cd (214.439 nm)	> 100.00	-0.0001 u (ppm)	10.5801
6/17/2021 21:14:21	R2105781-010	Co (230.786 nm)	> 100.00	-0.0002 u (ppm)	6.8509
6/17/2021 21:14:21	R2105781-010	Cr (267.716 nm)	2.63	0.0026 (ppm)	155.3776
6/17/2021 21:14:21	R2105781-010	Cu (327.395 nm)	32.88	0.0005 (ppm)	48.8033
6/17/2021 21:14:21	R2105781-010	Fe (234.350 nm)	1.12	0.0332 (ppm)	333.3864
6/17/2021 21:14:21	R2105781-010	K (766.491 nm)	0.41	2.6122 (ppm)	8135.7882
6/17/2021 21:14:21	R2105781-010	Mg (279.078 nm)	0.05	19.4782 (ppm)	43664.0878
6/17/2021 21:14:21	R2105781-010	Mn (257.610 nm)	0.16	0.0216 (ppm)	5890.7812
6/17/2021 21:14:21	R2105781-010	Mo (202.032 nm)	35.00	0.0009 (ppm)	9.4915
6/17/2021 21:14:21	R2105781-010	Na (588.995 nm)	0.45	42.7357 (ppm)	1652497.5666
6/17/2021 21:14:21	R2105781-010	Ni (230.299 nm)	3.58	0.0045 (ppm)	22.9928
6/17/2021 21:14:21	R2105781-010	Pb (220.353 nm)	> 100.00	-0.0020 u (ppm)	-2.2482
6/17/2021 21:14:21	R2105781-010	Sb (217.582 nm)	> 100.00	0.0022 u (ppm)	8.7333
6/17/2021 21:14:21	R2105781-010	Se (196.026 nm)	71.87	-0.0041 u (ppm)	-2.2518
6/17/2021 21:14:21	R2105781-010	Sn (189.925 nm)	77.25	-0.0038 u (ppm)	-3.5689
6/17/2021 21:14:21	R2105781-010	Sr (216.596 nm)	0.37	0.4705 (ppm)	3880.7162
6/17/2021 21:14:21	R2105781-010	Tl (336.122 nm)	2.33	0.0026 (ppm)	-542.5227
6/17/2021 21:14:21	R2105781-010	Tl (351.923 nm)	> 100.00	-0.0004 u (ppm)	7.9980
6/17/2021 21:14:21	R2105781-010	V (292.401 nm)	> 100.00	-0.0001 u (ppm)	40.5031
6/17/2021 21:14:21	R2105781-010	Y (360.074 nm)	0.28	1.01 (Ratio)	671784.02
6/17/2021 21:14:21	R2105781-010	Y_R (360.074 nm)	0.28	1.01 (Ratio)	671784.02
6/17/2021 21:14:21	R2105781-010	Zn (213.857 nm)	1.88	0.0018 (ppm)	36.6755
6/17/2021 21:17:35	R2105781-011	Ag (328.068 nm)	47.32	-0.0001 u (ppm)	-132.6363
6/17/2021 21:17:35	R2105781-011	Al (237.312 nm)	1.02	0.3035 (ppm)	546.7592
6/17/2021 21:17:35	R2105781-011	As (188.980 nm)	32.07	-0.0036 u (ppm)	-1.6040
6/17/2021 21:17:35	R2105781-011	B (249.772 nm)	2.70	0.0094 (ppm)	590.1233
6/17/2021 21:17:35	R2105781-011	Ba (230.424 nm)	0.34	0.0426 (ppm)	1568.8544
6/17/2021 21:17:35	R2105781-011	Be (313.107 nm)	58.77	0.0000 (ppm)	-550.3107
6/17/2021 21:17:35	R2105781-011	Ca (317.933 nm)	0.16	102.7356 o (ppm)	3945308.8965
6/17/2021 21:17:35	R2105781-011	Cd (214.439 nm)	> 100.00	0.0000 u (ppm)	12.3749
6/17/2021 21:17:35	R2105781-011	Co (230.786 nm)	> 100.00	0.0001 u (ppm)	10.4924
6/17/2021 21:17:35	R2105781-011	Cr (267.716 nm)	53.60	0.0002 (ppm)	70.4731
6/17/2021 21:17:35	R2105781-011	Cu (327.395 nm)	> 100.00	0.0002 u (ppm)	34.5134
6/17/2021 21:17:35	R2105781-011	Fe (234.350 nm)	0.28	0.2923 (ppm)	2587.7216
6/17/2021 21:17:35	R2105781-011	K (766.491 nm)	0.48	4.0105 (ppm)	12432.0543
6/17/2021 21:17:35	R2105781-011	Mg (279.078 nm)	0.12	27.5444 (ppm)	61746.6364
6/17/2021 21:17:35	R2105781-011	Mn (257.610 nm)	0.26	0.0131 (ppm)	3591.2453
6/17/2021 21:17:35	R2105781-011	Mo (202.032 nm)	17.12	-0.0015 u (ppm)	-0.1023
6/17/2021 21:17:35	R2105781-011	Na (588.995 nm)	0.79	3.1680 (ppm)	109734.9450
6/17/2021 21:17:35	R2105781-011	Ni (230.299 nm)	0.67	-0.0053 u (ppm)	-74.7831
6/17/2021 21:17:35	R2105781-011	Pb (220.353 nm)	39.85	-0.0016 u (ppm)	-1.4669
6/17/2021 21:17:35	R2105781-011	Sb (217.582 nm)	> 100.00	-0.0031 u (ppm)	2.8799

Date Time	Label	Element Label (nm)	%RSD	Unadjusted Conc	Intensity
6/17/2021 21:17:35	R2105781-011	Se (196.026 nm)	42.80	-0.0054 u (ppm)	-2.9944
6/17/2021 21:17:35	R2105781-011	Sn (189.925 nm)	41.82	-0.0029 u (ppm)	-2.9975
6/17/2021 21:17:35	R2105781-011	Sr (216.596 nm)	0.58	0.4005 (ppm)	3303.2912
6/17/2021 21:17:35	R2105781-011	Ti (336.122 nm)	1.89	0.0123 (ppm)	1405.6719
6/17/2021 21:17:35	R2105781-011	Tl (351.923 nm)	> 100.00	-0.0006 u (ppm)	7.5151
6/17/2021 21:17:35	R2105781-011	V (292.401 nm)	58.58	0.0004 (ppm)	57.8172
6/17/2021 21:17:35	R2105781-011	Y (360.074 nm)	0.47	1.00 (Ratio)	668242.50
6/17/2021 21:17:35	R2105781-011	Y_R (360.074 nm)	0.47	1.00 (Ratio)	668242.50
6/17/2021 21:17:35	R2105781-011	Zn (213.857 nm)	3.64	0.0019 (ppm)	41.1445
6/17/2021 21:20:51	R2105781-012	Ag (328.068 nm)	39.16	-0.0001 u (ppm)	-132.2742
6/17/2021 21:20:51	R2105781-012	Al (237.312 nm)	14.61	0.0269 (ppm)	44.8675
6/17/2021 21:20:51	R2105781-012	As (188.980 nm)	> 100.00	0.0004 u (ppm)	1.6244
6/17/2021 21:20:51	R2105781-012	B (249.772 nm)	0.74	0.0180 (ppm)	993.0361
6/17/2021 21:20:51	R2105781-012	Ba (230.424 nm)	0.41	0.0352 (ppm)	1296.7347
6/17/2021 21:20:51	R2105781-012	Be (313.107 nm)	22.49	0.0000 (ppm)	-550.1261
6/17/2021 21:20:51	R2105781-012	Ca (317.933 nm)	0.45	68.0124 o (ppm)	2612679.4621
6/17/2021 21:20:51	R2105781-012	Cd (214.439 nm)	80.40	-0.0001 u (ppm)	11.9018
6/17/2021 21:20:51	R2105781-012	Co (230.786 nm)	> 100.00	0.0000 u (ppm)	8.5899
6/17/2021 21:20:51	R2105781-012	Cr (267.716 nm)	8.35	-0.0015 u (ppm)	13.4989
6/17/2021 21:20:51	R2105781-012	Cu (327.395 nm)	16.38	0.0011 (ppm)	84.1348
6/17/2021 21:20:51	R2105781-012	Fe (234.350 nm)	0.38	1.2600 (ppm)	11004.7379
6/17/2021 21:20:51	R2105781-012	K (766.491 nm)	0.19	2.8271 (ppm)	8795.8003
6/17/2021 21:20:51	R2105781-012	Mg (279.078 nm)	0.35	12.9963 (ppm)	29133.3158
6/17/2021 21:20:51	R2105781-012	Mn (257.610 nm)	0.32	0.4199 (ppm)	113360.7183
6/17/2021 21:20:51	R2105781-012	Mo (202.032 nm)	98.73	-0.0006 u (ppm)	3.6023
6/17/2021 21:20:51	R2105781-012	Na (588.995 nm)	0.25	9.7069 (ppm)	364690.9596
6/17/2021 21:20:51	R2105781-012	Ni (230.299 nm)	> 100.00	0.0002 u (ppm)	-20.1441
6/17/2021 21:20:51	R2105781-012	Pb (220.353 nm)	> 100.00	-0.0012 u (ppm)	-0.4867
6/17/2021 21:20:51	R2105781-012	Sb (217.582 nm)	> 100.00	0.0004 u (ppm)	6.7241
6/17/2021 21:20:51	R2105781-012	Se (196.026 nm)	61.00	-0.0032 u (ppm)	-1.7402
6/17/2021 21:20:51	R2105781-012	Sn (189.925 nm)	> 100.00	-0.0003 u (ppm)	-1.3559
6/17/2021 21:20:51	R2105781-012	Sr (216.596 nm)	0.18	0.3707 (ppm)	3058.0657
6/17/2021 21:20:51	R2105781-012	Ti (336.122 nm)	2.13	0.0027 (ppm)	-527.2040
6/17/2021 21:20:51	R2105781-012	Tl (351.923 nm)	> 100.00	-0.0013 u (ppm)	5.7129
6/17/2021 21:20:51	R2105781-012	V (292.401 nm)	> 100.00	0.0002 u (ppm)	49.7436
6/17/2021 21:20:51	R2105781-012	Y (360.074 nm)	0.40	1.01 (Ratio)	672059.46
6/17/2021 21:20:51	R2105781-012	Y_R (360.074 nm)	0.40	1.01 (Ratio)	672059.46
6/17/2021 21:20:51	R2105781-012	Zn (213.857 nm)	1.15	0.0448 (ppm)	1545.2214
6/17/2021 21:24:08	R2105781-013	Ag (328.068 nm)	> 100.00	-0.0001 u (ppm)	-130.1068
6/17/2021 21:24:08	R2105781-013	Al (237.312 nm)	0.55	0.6738 (ppm)	1218.7877
6/17/2021 21:24:08	R2105781-013	As (188.980 nm)	43.66	-0.0055 u (ppm)	-3.1772
6/17/2021 21:24:08	R2105781-013	B (249.772 nm)	0.93	0.0056 (ppm)	413.6721
6/17/2021 21:24:08	R2105781-013	Ba (230.424 nm)	0.52	0.0187 (ppm)	691.7784
6/17/2021 21:24:08	R2105781-013	Be (313.107 nm)	24.14	0.0000 (ppm)	-531.9488
6/17/2021 21:24:08	R2105781-013	Ca (317.933 nm)	0.20	58.4662 o (ppm)	2246311.1789
6/17/2021 21:24:08	R2105781-013	Cd (214.439 nm)	> 100.00	0.0001 u (ppm)	15.5845
6/17/2021 21:24:08	R2105781-013	Co (230.786 nm)	90.15	0.0004 (ppm)	13.9455
6/17/2021 21:24:08	R2105781-013	Cr (267.716 nm)	13.43	-0.0003 u (ppm)	52.7526
6/17/2021 21:24:08	R2105781-013	Cu (327.395 nm)	51.48	0.0012 (ppm)	91.2169
6/17/2021 21:24:08	R2105781-013	Fe (234.350 nm)	0.41	0.6591 (ppm)	5778.3223
6/17/2021 21:24:08	R2105781-013	K (766.491 nm)	0.53	1.2669 (ppm)	4002.1513

Date Time	Label	Element Label (nm)	%RSD	Unadjusted Conc	Intensity
6/17/2021 21:24:08	R2105781-013	Mg (279.078 nm)	0.30	10.6859 (ppm)	23954.1404
6/17/2021 21:24:08	R2105781-013	Mn (257.610 nm)	0.26	0.0187 (ppm)	5096.8340
6/17/2021 21:24:08	R2105781-013	Mo (202.032 nm)	9.00	-0.0018 u (ppm)	-1.2745
6/17/2021 21:24:08	R2105781-013	Na (588.995 nm)	0.11	1.1833 (ppm)	32350.0342
6/17/2021 21:24:08	R2105781-013	Ni (230.299 nm)	7.45	-0.0032 u (ppm)	-53.7140
6/17/2021 21:24:08	R2105781-013	Pb (220.353 nm)	34.36	-0.0031 u (ppm)	-4.8184
6/17/2021 21:24:08	R2105781-013	Sb (217.582 nm)	37.54	-0.0034 u (ppm)	2.4717
6/17/2021 21:24:08	R2105781-013	Se (196.026 nm)	> 100.00	-0.0029 u (ppm)	-1.5903
6/17/2021 21:24:08	R2105781-013	Sn (189.925 nm)	69.83	-0.0027 u (ppm)	-2.8445
6/17/2021 21:24:08	R2105781-013	Sr (216.596 nm)	0.48	0.1924 (ppm)	1586.9409
6/17/2021 21:24:08	R2105781-013	Ti (336.122 nm)	2.22	0.0247 (ppm)	3920.4535
6/17/2021 21:24:08	R2105781-013	Tl (351.923 nm)	> 100.00	-0.0020 u (ppm)	3.9564
6/17/2021 21:24:08	R2105781-013	V (292.401 nm)	36.22	0.0010 (ppm)	74.9951
6/17/2021 21:24:08	R2105781-013	Y (360.074 nm)	0.16	1.02 (Ratio)	681115.95
6/17/2021 21:24:08	R2105781-013	Y_R (360.074 nm)	0.16	1.02 (Ratio)	681115.95
6/17/2021 21:24:08	R2105781-013	Zn (213.857 nm)	1.66	0.0038 (ppm)	106.3761
6/17/2021 21:27:24	R2105781-014	Ag (328.068 nm)	59.96	-0.0003 u (ppm)	-141.6721
6/17/2021 21:27:24	R2105781-014	Al (237.312 nm)	32.74	0.0038 (ppm)	2.8142
6/17/2021 21:27:24	R2105781-014	As (188.980 nm)	> 100.00	-0.0012 u (ppm)	0.2986
6/17/2021 21:27:24	R2105781-014	B (249.772 nm)	0.54	0.0065 (ppm)	458.3588
6/17/2021 21:27:24	R2105781-014	Ba (230.424 nm)	0.37	0.0218 (ppm)	805.7605
6/17/2021 21:27:24	R2105781-014	Be (313.107 nm)	30.84	0.0000 (ppm)	-548.7901
6/17/2021 21:27:24	R2105781-014	Ca (317.933 nm)	0.39	84.1539 o (ppm)	3232169.0087
6/17/2021 21:27:24	R2105781-014	Cd (214.439 nm)	47.36	-0.0002 u (ppm)	9.4891
6/17/2021 21:27:24	R2105781-014	Co (230.786 nm)	82.49	0.0003 (ppm)	12.9598
6/17/2021 21:27:24	R2105781-014	Cr (267.716 nm)	3.43	-0.0006 u (ppm)	44.6222
6/17/2021 21:27:24	R2105781-014	Cu (327.395 nm)	> 100.00	-0.0003 u (ppm)	5.3305
6/17/2021 21:27:24	R2105781-014	Fe (234.350 nm)	23.79	-0.0012 u (ppm)	34.3912
6/17/2021 21:27:24	R2105781-014	K (766.491 nm)	2.12	0.5762 (ppm)	1880.0707
6/17/2021 21:27:24	R2105781-014	Mg (279.078 nm)	0.15	28.0214 (ppm)	62815.8587
6/17/2021 21:27:24	R2105781-014	Mn (257.610 nm)	64.67	0.0000 (ppm)	75.0230
6/17/2021 21:27:24	R2105781-014	Mo (202.032 nm)	42.55	-0.0018 u (ppm)	-1.1361
6/17/2021 21:27:24	R2105781-014	Na (588.995 nm)	0.30	3.3021 (ppm)	114964.7186
6/17/2021 21:27:24	R2105781-014	Ni (230.299 nm)	11.35	-0.0053 u (ppm)	-75.2304
6/17/2021 21:27:24	R2105781-014	Pb (220.353 nm)	90.81	-0.0020 u (ppm)	-2.3213
6/17/2021 21:27:24	R2105781-014	Sb (217.582 nm)	> 100.00	-0.0022 u (ppm)	3.8167
6/17/2021 21:27:24	R2105781-014	Se (196.026 nm)	> 100.00	-0.0028 u (ppm)	-1.5323
6/17/2021 21:27:24	R2105781-014	Sn (189.925 nm)	10.03	-0.0033 u (ppm)	-3.2419
6/17/2021 21:27:24	R2105781-014	Sr (216.596 nm)	0.55	0.2261 (ppm)	1865.6484
6/17/2021 21:27:24	R2105781-014	Ti (336.122 nm)	0.54	0.0019 (ppm)	-669.8743
6/17/2021 21:27:24	R2105781-014	Tl (351.923 nm)	> 100.00	0.0008 u (ppm)	10.8196
6/17/2021 21:27:24	R2105781-014	V (292.401 nm)	> 100.00	0.0002 (ppm)	51.2336
6/17/2021 21:27:24	R2105781-014	Y (360.074 nm)	0.14	1.01 (Ratio)	677136.55
6/17/2021 21:27:24	R2105781-014	Y_R (360.074 nm)	0.14	1.01 (Ratio)	677136.55
6/17/2021 21:27:24	R2105781-014	Zn (213.857 nm)	2.62	0.0011 (ppm)	10.8230
6/17/2021 21:30:40	R2105781-014S	Ag (328.068 nm)	0.39	0.0490 (ppm)	3478.4725
6/17/2021 21:30:40	R2105781-014S	Al (237.312 nm)	0.14	2.0011 (ppm)	3627.4525
6/17/2021 21:30:40	R2105781-014S	As (188.980 nm)	5.83	0.0365 (ppm)	30.7414
6/17/2021 21:30:40	R2105781-014S	B (249.772 nm)	0.07	1.0130 (ppm)	47361.5408
6/17/2021 21:30:40	R2105781-014S	Ba (230.424 nm)	0.28	2.0364 (ppm)	74868.6126
6/17/2021 21:30:40	R2105781-014S	Be (313.107 nm)	0.06	0.0505 (ppm)	71642.3206

Date Time	Label	Element Label (nm)	%RSD	Unadjusted Conc	Intensity
6/17/2021 21:30:40	R2105781-014S	Ca (317.933 nm)	0.31	86.1691 o (ppm)	3309508.7456
6/17/2021 21:30:40	R2105781-014S	Cd (214.439 nm)	0.41	0.0494 (ppm)	990.9272
6/17/2021 21:30:40	R2105781-014S	Co (230.786 nm)	0.22	0.4899 (ppm)	5835.1563
6/17/2021 21:30:40	R2105781-014S	Cr (267.716 nm)	0.20	0.2022 (ppm)	7076.7213
6/17/2021 21:30:40	R2105781-014S	Cu (327.395 nm)	0.20	0.2435 (ppm)	14350.5812
6/17/2021 21:30:40	R2105781-014S	Fe (234.350 nm)	0.22	0.9982 (ppm)	8727.3764
6/17/2021 21:30:40	R2105781-014S	K (766.491 nm)	0.25	20.5149 (ppm)	63141.1456
6/17/2021 21:30:40	R2105781-014S	Mg (279.078 nm)	0.09	30.2070 (ppm)	67715.3281
6/17/2021 21:30:40	R2105781-014S	Mn (257.610 nm)	0.14	0.4971 (ppm)	134199.6420
6/17/2021 21:30:40	R2105781-014S	Mo (202.032 nm)	0.54	0.4926 (ppm)	1991.7707
6/17/2021 21:30:40	R2105781-014S	Na (588.995 nm)	0.12	23.1101 (ppm)	887285.8577
6/17/2021 21:30:40	R2105781-014S	Ni (230.299 nm)	0.37	0.4807 (ppm)	4807.3245
6/17/2021 21:30:40	R2105781-014S	Pb (220.353 nm)	0.34	0.4962 (ppm)	1137.9837
6/17/2021 21:30:40	R2105781-014S	Sb (217.582 nm)	1.15	0.4883 (ppm)	554.5344
6/17/2021 21:30:40	R2105781-014S	Se (196.026 nm)	0.83	1.0133 (ppm)	572.3643
6/17/2021 21:30:40	R2105781-014S	Sn (189.925 nm)	0.20	4.9969 (ppm)	3137.6287
6/17/2021 21:30:40	R2105781-014S	Sr (216.596 nm)	0.45	2.1759 (ppm)	17945.5856
6/17/2021 21:30:40	R2105781-014S	Tl (336.122 nm)	0.11	0.5112 (ppm)	101928.5580
6/17/2021 21:30:40	R2105781-014S	Tl (351.923 nm)	0.09	1.9185 (ppm)	4750.2946
6/17/2021 21:30:40	R2105781-014S	V (292.401 nm)	0.04	0.4988 (ppm)	14895.8453
6/17/2021 21:30:40	R2105781-014S	Y (360.074 nm)	0.23	1.01 (Ratio)	672371.66
6/17/2021 21:30:40	R2105781-014S	Y_R (360.074 nm)	0.23	1.01 (Ratio)	672371.66
6/17/2021 21:30:40	R2105781-014S	Zn (213.857 nm)	0.08	0.4961 (ppm)	17367.2788
6/17/2021 21:33:54	R2105781-014SD	Ag (328.068 nm)	0.31	0.0493 (ppm)	3499.7626
6/17/2021 21:33:54	R2105781-014SD	Al (237.312 nm)	0.16	2.0158 (ppm)	3654.1728
6/17/2021 21:33:54	R2105781-014SD	As (188.980 nm)	7.12	0.0377 (ppm)	31.7762
6/17/2021 21:33:54	R2105781-014SD	B (249.772 nm)	0.19	1.0136 (ppm)	47390.7482
6/17/2021 21:33:54	R2105781-014SD	Ba (230.424 nm)	0.18	2.0513 (ppm)	75416.7905
6/17/2021 21:33:54	R2105781-014SD	Be (313.107 nm)	0.06	0.0506 (ppm)	71800.0732
6/17/2021 21:33:54	R2105781-014SD	Ca (317.933 nm)	0.18	86.7735 o (ppm)	3332705.4082
6/17/2021 21:33:54	R2105781-014SD	Cd (214.439 nm)	0.16	0.0500 (ppm)	1002.2979
6/17/2021 21:33:54	R2105781-014SD	Co (230.786 nm)	0.20	0.4929 (ppm)	5870.7231
6/17/2021 21:33:54	R2105781-014SD	Cr (267.716 nm)	0.06	0.2029 (ppm)	7101.1590
6/17/2021 21:33:54	R2105781-014SD	Cu (327.395 nm)	0.24	0.2451 (ppm)	14441.8793
6/17/2021 21:33:54	R2105781-014SD	Fe (234.350 nm)	0.08	1.0055 (ppm)	8791.5263
6/17/2021 21:33:54	R2105781-014SD	K (766.491 nm)	0.21	20.7354 (ppm)	63818.8543
6/17/2021 21:33:54	R2105781-014SD	Mg (279.078 nm)	0.15	30.4646 (ppm)	68292.9552
6/17/2021 21:33:54	R2105781-014SD	Mn (257.610 nm)	0.10	0.5004 (ppm)	135096.0081
6/17/2021 21:33:54	R2105781-014SD	Mo (202.032 nm)	0.18	0.4974 (ppm)	2011.1847
6/17/2021 21:33:54	R2105781-014SD	Na (588.995 nm)	0.51	23.3154 (ppm)	895289.2254
6/17/2021 21:33:54	R2105781-014SD	Ni (230.299 nm)	0.44	0.4855 (ppm)	4855.7604
6/17/2021 21:33:54	R2105781-014SD	Pb (220.353 nm)	0.18	0.4990 (ppm)	1144.5483
6/17/2021 21:33:54	R2105781-014SD	Sb (217.582 nm)	1.19	0.4923 (ppm)	559.0570
6/17/2021 21:33:54	R2105781-014SD	Se (196.026 nm)	0.50	1.0174 (ppm)	574.6894
6/17/2021 21:33:54	R2105781-014SD	Sn (189.925 nm)	0.36	4.9844 (ppm)	3129.7346
6/17/2021 21:33:54	R2105781-014SD	Sr (216.596 nm)	0.48	2.1912 (ppm)	18071.5703
6/17/2021 21:33:54	R2105781-014SD	Tl (336.122 nm)	0.18	0.5170 (ppm)	103093.6247
6/17/2021 21:33:54	R2105781-014SD	Tl (351.923 nm)	0.28	1.9361 (ppm)	4793.7672
6/17/2021 21:33:54	R2105781-014SD	V (292.401 nm)	0.14	0.5006 (ppm)	14950.0081
6/17/2021 21:33:54	R2105781-014SD	Y (360.074 nm)	0.33	1.00 (Ratio)	667997.81
6/17/2021 21:33:54	R2105781-014SD	Y_R (360.074 nm)	0.33	1.00 (Ratio)	667997.81

Date Time	Label	Element Label (nm)	%RSD	Unadjusted Conc	Intensity
6/17/2021 21:33:54	R2105781-014SD	Zn (213.857 nm)	0.54	0.5010 (ppm)	17539.0245
6/17/2021 21:37:10	R2105781-014A	Ag (328.068 nm)	0.49	0.0479 (ppm)	3400.9360
6/17/2021 21:37:10	R2105781-014A	Al (237.312 nm)	0.23	1.9506 (ppm)	3535.9370
6/17/2021 21:37:10	R2105781-014A	As (188.980 nm)	2.89	0.0357 (ppm)	30.1105
6/17/2021 21:37:10	R2105781-014A	B (249.772 nm)	0.14	0.9912 (ppm)	46346.0162
6/17/2021 21:37:10	R2105781-014A	Ba (230.424 nm)	0.31	1.9903 (ppm)	73172.6312
6/17/2021 21:37:10	R2105781-014A	Be (313.107 nm)	0.17	0.0491 (ppm)	69631.6390
6/17/2021 21:37:10	R2105781-014A	Ca (317.933 nm)	0.03	84.6103 o (ppm)	3249683.8467
6/17/2021 21:37:10	R2105781-014A	Cd (214.439 nm)	0.23	0.0484 (ppm)	970.8223
6/17/2021 21:37:10	R2105781-014A	Co (230.786 nm)	0.06	0.4785 (ppm)	5700.1751
6/17/2021 21:37:10	R2105781-014A	Cr (267.716 nm)	0.17	0.1969 (ppm)	6896.0784
6/17/2021 21:37:10	R2105781-014A	Cu (327.395 nm)	0.42	0.2374 (ppm)	13986.9567
6/17/2021 21:37:10	R2105781-014A	Fe (234.350 nm)	0.19	0.9774 (ppm)	8546.5357
6/17/2021 21:37:10	R2105781-014A	K (766.491 nm)	0.46	20.1425 (ppm)	61997.0391
6/17/2021 21:37:10	R2105781-014A	Mg (279.078 nm)	0.07	29.6943 (ppm)	66566.0950
6/17/2021 21:37:10	R2105781-014A	Mn (257.610 nm)	0.17	0.5448 (ppm)	147077.8871
6/17/2021 21:37:10	R2105781-014A	Mo (202.032 nm)	0.36	0.4788 (ppm)	1936.0103
6/17/2021 21:37:10	R2105781-014A	Na (588.995 nm)	0.44	22.6630 (ppm)	869852.7963
6/17/2021 21:37:10	R2105781-014A	Ni (230.299 nm)	0.26	0.4693 (ppm)	4692.6565
6/17/2021 21:37:10	R2105781-014A	Pb (220.353 nm)	0.45	0.4826 (ppm)	1107.0447
6/17/2021 21:37:10	R2105781-014A	Sb (217.582 nm)	1.06	0.4810 (ppm)	546.3535
6/17/2021 21:37:10	R2105781-014A	Se (196.026 nm)	0.62	0.9695 (ppm)	547.6236
6/17/2021 21:37:10	R2105781-014A	Sn (189.925 nm)	0.66	4.7754 (ppm)	2998.4862
6/17/2021 21:37:10	R2105781-014A	Sr (216.596 nm)	0.32	2.1019 (ppm)	17335.3426
6/17/2021 21:37:10	R2105781-014A	Ti (336.122 nm)	0.09	0.4994 (ppm)	99562.1428
6/17/2021 21:37:10	R2105781-014A	Tl (351.923 nm)	0.10	1.8797 (ppm)	4654.3257
6/17/2021 21:37:10	R2105781-014A	V (292.401 nm)	0.18	0.4853 (ppm)	14492.5246
6/17/2021 21:37:10	R2105781-014A	Y (360.074 nm)	0.27	1.00 (Ratio)	668182.69
6/17/2021 21:37:10	R2105781-014A	Y_R (360.074 nm)	0.27	1.00 (Ratio)	668182.69
6/17/2021 21:37:10	R2105781-014A	Zn (213.857 nm)	0.17	0.4852 (ppm)	16986.1754
6/17/2021 21:40:25	R2105781-014L	Ag (328.068 nm)	1.57	-0.0002 u (ppm)	-136.3983
6/17/2021 21:40:25	R2105781-014L	Al (237.312 nm)	> 100.00	0.0004 u (ppm)	-3.3149
6/17/2021 21:40:25	R2105781-014L	As (188.980 nm)	75.04	-0.0030 u (ppm)	-1.1143
6/17/2021 21:40:25	R2105781-014L	B (249.772 nm)	19.46	0.0014 (ppm)	221.2650
6/17/2021 21:40:25	R2105781-014L	Ba (230.424 nm)	1.74	0.0046 (ppm)	171.8398
6/17/2021 21:40:25	R2105781-014L	Be (313.107 nm)	> 100.00	0.0000 u (ppm)	-574.6025
6/17/2021 21:40:25	R2105781-014L	Ca (317.933 nm)	0.16	17.3164 (ppm)	667038.6662
6/17/2021 21:40:25	R2105781-014L	Cd (214.439 nm)	> 100.00	0.0001 u (ppm)	14.0514
6/17/2021 21:40:25	R2105781-014L	Co (230.786 nm)	> 100.00	0.0000 u (ppm)	8.9088
6/17/2021 21:40:25	R2105781-014L	Cr (267.716 nm)	> 100.00	-0.0001 u (ppm)	61.3777
6/17/2021 21:40:25	R2105781-014L	Cu (327.395 nm)	37.29	-0.0005 u (ppm)	-8.6706
6/17/2021 21:40:25	R2105781-014L	Fe (234.350 nm)	> 100.00	0.0003 u (ppm)	47.0890
6/17/2021 21:40:25	R2105781-014L	K (766.491 nm)	3.88	0.1320 (ppm)	515.2414
6/17/2021 21:40:25	R2105781-014L	Mg (279.078 nm)	0.10	5.5671 (ppm)	12478.9330
6/17/2021 21:40:25	R2105781-014L	Mn (257.610 nm)	14.16	0.0000 (ppm)	70.6941
6/17/2021 21:40:25	R2105781-014L	Mo (202.032 nm)	> 100.00	0.0000 u (ppm)	5.9789
6/17/2021 21:40:25	R2105781-014L	Na (588.995 nm)	0.88	0.6685 (ppm)	12278.8028
6/17/2021 21:40:25	R2105781-014L	Ni (230.299 nm)	54.24	-0.0007 u (ppm)	-28.7720
6/17/2021 21:40:25	R2105781-014L	Pb (220.353 nm)	> 100.00	-0.0003 u (ppm)	1.4612
6/17/2021 21:40:25	R2105781-014L	Sb (217.582 nm)	> 100.00	-0.0006 u (ppm)	5.5905
6/17/2021 21:40:25	R2105781-014L	Se (196.026 nm)	> 100.00	-0.0025 u (ppm)	-1.3762

Date Time	Label	Element Label (nm)	%RSD	Unadjusted Conc	Intensity
6/17/2021 21:40:25	R2105781-014L	Sn (189.925 nm)	32.67	0.0033 (ppm)	0.9193
6/17/2021 21:40:25	R2105781-014L	Sr (216.596 nm)	2.16	0.0456 (ppm)	377.0419
6/17/2021 21:40:25	R2105781-014L	Ti (336.122 nm)	15.60	0.0003 (ppm)	-1007.3887
6/17/2021 21:40:25	R2105781-014L	Tl (351.923 nm)	> 100.00	-0.0014 u (ppm)	5.5928
6/17/2021 21:40:25	R2105781-014L	V (292.401 nm)	71.91	0.0003 (ppm)	54.3170
6/17/2021 21:40:25	R2105781-014L	Y (360.074 nm)	0.38	1.00 (Ratio)	667861.08
6/17/2021 21:40:25	R2105781-014L	Y_R (360.074 nm)	0.38	1.00 (Ratio)	667861.08
6/17/2021 21:40:25	R2105781-014L	Zn (213.857 nm)	32.67	0.0001 (ppm)	-24.5127
6/17/2021 21:43:41	Continuing Calibration Verification1	Ag (328.068 nm)	0.09	0.4926 (ppm)	36093.6862
6/17/2021 21:43:41	Continuing Calibration Verification1	Al (237.312 nm)	0.11	9.9541 (ppm)	18060.4815
6/17/2021 21:43:41	Continuing Calibration Verification1	As (188.980 nm)	0.34	0.9810 (ppm)	794.1293
6/17/2021 21:43:41	Continuing Calibration Verification1	B (249.772 nm)	0.19	2.5207 (ppm)	117623.1660
6/17/2021 21:43:41	Continuing Calibration Verification1	Ba (230.424 nm)	0.38	10.2164 (ppm)	375592.5315
6/17/2021 21:43:41	Continuing Calibration Verification1	Be (313.107 nm)	0.23	0.2512 (ppm)	358797.9040
6/17/2021 21:43:41	Continuing Calibration Verification1	Ca (317.933 nm)	0.13	25.2787 (ppm)	972623.5500
6/17/2021 21:43:41	Continuing Calibration Verification1	Cd (214.439 nm)	0.21	0.4973 (ppm)	9850.5505
6/17/2021 21:43:41	Continuing Calibration Verification1	Co (230.786 nm)	0.25	2.5194 (ppm)	29972.6313
6/17/2021 21:43:41	Continuing Calibration Verification1	Cr (267.716 nm)	0.23	0.5120 (ppm)	17823.4409
6/17/2021 21:43:41	Continuing Calibration Verification1	Cu (327.395 nm)	0.04	1.2370 (ppm)	72807.2916
6/17/2021 21:43:41	Continuing Calibration Verification1	Fe (234.350 nm)	0.28	5.0647 (ppm)	44099.2595
6/17/2021 21:43:41	Continuing Calibration Verification1	K (766.491 nm)	0.07	24.8740 (ppm)	76534.3970
6/17/2021 21:43:41	Continuing Calibration Verification1	Mg (279.078 nm)	0.28	25.0071 (ppm)	56058.4849
6/17/2021 21:43:41	Continuing Calibration Verification1	Mn (257.610 nm)	0.17	0.7540 (ppm)	203535.5072
6/17/2021 21:43:41	Continuing Calibration Verification1	Mo (202.032 nm)	0.25	2.5200 (ppm)	10163.8038
6/17/2021 21:43:41	Continuing Calibration Verification1	Na (588.995 nm)	0.12	25.1061 (ppm)	965109.5260
6/17/2021 21:43:41	Continuing Calibration Verification1	Ni (230.299 nm)	0.21	1.9942 (ppm)	20011.4188
6/17/2021 21:43:41	Continuing Calibration Verification1	Pb (220.353 nm)	0.62	0.5037 (ppm)	1155.1537
6/17/2021 21:43:41	Continuing Calibration Verification1	Sb (217.582 nm)	0.15	4.9303 (ppm)	5541.3942
6/17/2021 21:43:41	Continuing Calibration Verification1	Se (196.026 nm)	0.91	0.4853 (ppm)	274.1669
6/17/2021 21:43:41	Continuing Calibration Verification1	Sn (189.925 nm)	0.39	4.9897 (ppm)	3133.1190
6/17/2021 21:43:41	Continuing Calibration Verification1	Sr (216.596 nm)	0.24	2.5460 (ppm)	20997.4539
6/17/2021 21:43:41	Continuing Calibration Verification1	Ti (336.122 nm)	0.15	2.5732 (ppm)	517369.5118
6/17/2021 21:43:41	Continuing Calibration Verification1	Tl (351.923 nm)	0.76	0.9851 (ppm)	2443.5158
6/17/2021 21:43:41	Continuing Calibration Verification1	V (292.401 nm)	0.16	2.5415 (ppm)	75711.2981
6/17/2021 21:43:41	Continuing Calibration Verification1	Y (360.074 nm)	0.23	0.99 (Ratio)	662732.14
6/17/2021 21:43:41	Continuing Calibration Verification1	Y_R (360.074 nm)	0.23	0.99 (Ratio)	662732.14
6/17/2021 21:43:41	Continuing Calibration Verification1	Zn (213.857 nm)	0.29	0.9858 (ppm)	34535.3266
6/17/2021 21:46:56	Continuing Calibration Blank1	Ag (328.068 nm)	74.36	-0.0002 u (ppm)	-134.7292
6/17/2021 21:46:56	Continuing Calibration Blank1	Al (237.312 nm)	> 100.00	0.0010 u (ppm)	-2.1278
6/17/2021 21:46:56	Continuing Calibration Blank1	As (188.980 nm)	53.18	-0.0025 u (ppm)	-0.7489
6/17/2021 21:46:56	Continuing Calibration Blank1	B (249.772 nm)	45.06	0.0012 (ppm)	210.8846
6/17/2021 21:46:56	Continuing Calibration Blank1	Ba (230.424 nm)	> 100.00	0.0000 u (ppm)	4.7795
6/17/2021 21:46:56	Continuing Calibration Blank1	Be (313.107 nm)	42.23	0.0000 (ppm)	-555.3653
6/17/2021 21:46:56	Continuing Calibration Blank1	Ca (317.933 nm)	5.29	0.0035 (ppm)	2595.3535
6/17/2021 21:46:56	Continuing Calibration Blank1	Cd (214.439 nm)	64.38	0.0002 (ppm)	16.0007
6/17/2021 21:46:56	Continuing Calibration Blank1	Co (230.786 nm)	> 100.00	0.0000 u (ppm)	8.9168
6/17/2021 21:46:56	Continuing Calibration Blank1	Cr (267.716 nm)	> 100.00	0.0001 u (ppm)	68.9020
6/17/2021 21:46:56	Continuing Calibration Blank1	Cu (327.395 nm)	13.98	-0.0008 u (ppm)	-28.0730
6/17/2021 21:46:56	Continuing Calibration Blank1	Fe (234.350 nm)	37.25	0.0011 (ppm)	54.8905
6/17/2021 21:46:56	Continuing Calibration Blank1	K (766.491 nm)	37.97	0.0214 (ppm)	175.6195
6/17/2021 21:46:56	Continuing Calibration Blank1	Mg (279.078 nm)	> 100.00	-0.0007 u (ppm)	-2.6228

Date Time	Label	Element Label (nm)	%RSD	Unadjusted Conc	Intensity
6/17/2021 21:46:56	Continuing Calibration Blank1	Mn (257.610 nm)	56.36	0.0000 (ppm)	73.2968
6/17/2021 21:46:56	Continuing Calibration Blank1	Mo (202.032 nm)	30.17	0.0010 (ppm)	10.2397
6/17/2021 21:46:56	Continuing Calibration Blank1	Na (588.995 nm)	66.13	0.0075 (ppm)	-13493.9558
6/17/2021 21:46:56	Continuing Calibration Blank1	Ni (230.299 nm)	> 100.00	-0.0005 u (ppm)	-26.4163
6/17/2021 21:46:56	Continuing Calibration Blank1	Pb (220.353 nm)	> 100.00	0.0001 u (ppm)	2.4800
6/17/2021 21:46:56	Continuing Calibration Blank1	Sb (217.582 nm)	15.47	-0.0034 u (ppm)	2.4518
6/17/2021 21:46:56	Continuing Calibration Blank1	Se (196.026 nm)	> 100.00	-0.0005 u (ppm)	-0.2027
6/17/2021 21:46:56	Continuing Calibration Blank1	Sn (189.925 nm)	> 100.00	-0.0010 u (ppm)	-1.8009
6/17/2021 21:46:56	Continuing Calibration Blank1	Sr (216.596 nm)	> 100.00	-0.0004 u (ppm)	-2.6734
6/17/2021 21:46:56	Continuing Calibration Blank1	Ti (336.122 nm)	35.08	0.0008 (ppm)	-907.2497
6/17/2021 21:46:56	Continuing Calibration Blank1	Tl (351.923 nm)	57.88	-0.0032 u (ppm)	1.0540
6/17/2021 21:46:56	Continuing Calibration Blank1	V (292.401 nm)	68.52	-0.0002 u (ppm)	40.2873
6/17/2021 21:46:56	Continuing Calibration Blank1	Y (360.074 nm)	0.09	1.00 (Ratio)	666621.67
6/17/2021 21:46:56	Continuing Calibration Blank1	Y_R (360.074 nm)	0.09	1.00 (Ratio)	666621.67
6/17/2021 21:46:56	Continuing Calibration Blank1	Zn (213.857 nm)	33.22	-0.0001 u (ppm)	-32.2045
6/17/2021 21:50:11	R2105781-015	Ag (328.068 nm)	57.92	-0.0002 u (ppm)	-135.4509
6/17/2021 21:50:11	R2105781-015	Al (237.312 nm)	12.44	0.0229 (ppm)	37.5392
6/17/2021 21:50:11	R2105781-015	As (188.980 nm)	23.45	-0.0035 u (ppm)	-1.5152
6/17/2021 21:50:11	R2105781-015	B (249.772 nm)	0.12	0.0166 (ppm)	928.8646
6/17/2021 21:50:11	R2105781-015	Ba (230.424 nm)	0.25	0.0194 (ppm)	716.7321
6/17/2021 21:50:11	R2105781-015	Be (313.107 nm)	39.72	0.0000 (ppm)	-544.3914
6/17/2021 21:50:11	R2105781-015	Ca (317.933 nm)	0.10	76.3290 o (ppm)	2931859.4989
6/17/2021 21:50:11	R2105781-015	Cd (214.439 nm)	85.24	-0.0002 u (ppm)	8.9511
6/17/2021 21:50:11	R2105781-015	Co (230.786 nm)	> 100.00	0.0001 u (ppm)	9.6163
6/17/2021 21:50:11	R2105781-015	Cr (267.716 nm)	10.60	-0.0005 u (ppm)	46.5662
6/17/2021 21:50:11	R2105781-015	Cu (327.395 nm)	> 100.00	-0.0001 u (ppm)	13.5935
6/17/2021 21:50:11	R2105781-015	Fe (234.350 nm)	1.38	0.0253 (ppm)	264.8061
6/17/2021 21:50:11	R2105781-015	K (766.491 nm)	0.35	1.3878 (ppm)	4373.5793
6/17/2021 21:50:11	R2105781-015	Mg (279.078 nm)	0.04	12.5709 (ppm)	28179.6933
6/17/2021 21:50:11	R2105781-015	Mn (257.610 nm)	0.09	0.0389 (ppm)	10548.1025
6/17/2021 21:50:11	R2105781-015	Mo (202.032 nm)	> 100.00	-0.0004 u (ppm)	4.3010
6/17/2021 21:50:11	R2105781-015	Na (588.995 nm)	0.13	11.0578 (ppm)	417362.3415
6/17/2021 21:50:11	R2105781-015	Ni (230.299 nm)	4.88	-0.0025 u (ppm)	-46.6805
6/17/2021 21:50:11	R2105781-015	Pb (220.353 nm)	> 100.00	-0.0013 u (ppm)	-0.7315
6/17/2021 21:50:11	R2105781-015	Sb (217.582 nm)	18.53	-0.0032 u (ppm)	2.7210
6/17/2021 21:50:11	R2105781-015	Se (196.026 nm)	69.82	-0.0031 u (ppm)	-1.7021
6/17/2021 21:50:11	R2105781-015	Sn (189.925 nm)	> 100.00	-0.0014 u (ppm)	-2.0332
6/17/2021 21:50:11	R2105781-015	Sr (216.596 nm)	0.15	0.2106 (ppm)	1737.4866
6/17/2021 21:50:11	R2105781-015	Ti (336.122 nm)	2.33	0.0029 (ppm)	-486.8945
6/17/2021 21:50:11	R2105781-015	Tl (351.923 nm)	> 100.00	-0.0004 u (ppm)	7.9109
6/17/2021 21:50:11	R2105781-015	V (292.401 nm)	74.83	-0.0001 u (ppm)	41.7178
6/17/2021 21:50:11	R2105781-015	Y (360.074 nm)	0.24	1.01 (Ratio)	671761.83
6/17/2021 21:50:11	R2105781-015	Y_R (360.074 nm)	0.24	1.01 (Ratio)	671761.83
6/17/2021 21:50:11	R2105781-015	Zn (213.857 nm)	6.87	0.0012 (ppm)	15.2603
6/17/2021 21:53:27	R2105781-016	Ag (328.068 nm)	50.05	-0.0001 u (ppm)	-129.4534
6/17/2021 21:53:27	R2105781-016	Al (237.312 nm)	0.94	0.0518 (ppm)	90.0214
6/17/2021 21:53:27	R2105781-016	As (188.980 nm)	14.92	-0.0058 u (ppm)	-3.3821
6/17/2021 21:53:27	R2105781-016	B (249.772 nm)	0.29	0.0212 (ppm)	1143.2270
6/17/2021 21:53:27	R2105781-016	Ba (230.424 nm)	0.20	0.0552 (ppm)	2032.9390
6/17/2021 21:53:27	R2105781-016	Be (313.107 nm)	34.39	0.0000 (ppm)	-540.9260
6/17/2021 21:53:27	R2105781-016	Ca (317.933 nm)	0.22	140.3159 o (ppm)	5387587.2794

Date Time	Label	Element Label (nm)	%RSD	Unadjusted Conc	Intensity
6/17/2021 21:53:27	R2105781-016	Cd (214.439 nm)	81.59	-0.0002 u (ppm)	9.4118
6/17/2021 21:53:27	R2105781-016	Co (230.786 nm)	> 100.00	0.0005 u (ppm)	14.5680
6/17/2021 21:53:27	R2105781-016	Cr (267.716 nm)	11.52	-0.0012 u (ppm)	22.6620
6/17/2021 21:53:27	R2105781-016	Cu (327.395 nm)	8.61	0.0015 (ppm)	111.2837
6/17/2021 21:53:27	R2105781-016	Fe (234.350 nm)	0.21	0.3090 (ppm)	2732.7707
6/17/2021 21:53:27	R2105781-016	K (766.491 nm)	0.23	8.5086 (ppm)	26252.2246
6/17/2021 21:53:27	R2105781-016	Mg (279.078 nm)	0.17	35.4722 (ppm)	79518.6986
6/17/2021 21:53:27	R2105781-016	Mn (257.610 nm)	0.11	0.1209 (ppm)	32675.7172
6/17/2021 21:53:27	R2105781-016	Mo (202.032 nm)	> 100.00	-0.0001 u (ppm)	5.7429
6/17/2021 21:53:27	R2105781-016	Na (588.995 nm)	0.48	4.2242 (ppm)	150918.6755
6/17/2021 21:53:27	R2105781-016	Ni (230.299 nm)	11.22	-0.0033 u (ppm)	-54.6438
6/17/2021 21:53:27	R2105781-016	Pb (220.353 nm)	38.49	-0.0019 u (ppm)	-2.1331
6/17/2021 21:53:27	R2105781-016	Sb (217.582 nm)	> 100.00	-0.0040 u (ppm)	1.7830
6/17/2021 21:53:27	R2105781-016	Se (196.026 nm)	> 100.00	-0.0022 u (ppm)	-1.1952
6/17/2021 21:53:27	R2105781-016	Sn (189.925 nm)	> 100.00	-0.0008 u (ppm)	-1.6961
6/17/2021 21:53:27	R2105781-016	Sr (216.596 nm)	0.34	0.6763 (ppm)	5577.6775
6/17/2021 21:53:27	R2105781-016	Ti (336.122 nm)	7.53	0.0039 (ppm)	-278.5545
6/17/2021 21:53:27	R2105781-016	Tl (351.923 nm)	> 100.00	-0.0001 u (ppm)	8.7108
6/17/2021 21:53:27	R2105781-016	V (292.401 nm)	> 100.00	0.0003 u (ppm)	53.8179
6/17/2021 21:53:27	R2105781-016	Y (360.074 nm)	0.41	1.00 (Ratio)	667399.73
6/17/2021 21:53:27	R2105781-016	Y_R (360.074 nm)	0.41	1.00 (Ratio)	667399.73
6/17/2021 21:53:27	R2105781-016	Zn (213.857 nm)	2.68	0.0084 (ppm)	268.9282
6/17/2021 21:56:42	R2105854-001	Ag (328.068 nm)	> 100.00	0.0000 u (ppm)	-123.6415
6/17/2021 21:56:42	R2105854-001	Al (237.312 nm)	2.02	0.1715 (ppm)	307.2677
6/17/2021 21:56:42	R2105854-001	As (188.980 nm)	3.94	0.0386 (ppm)	32.4426
6/17/2021 21:56:42	R2105854-001	B (249.772 nm)	0.09	13.2637 o (ppm)	618269.8624
6/17/2021 21:56:42	R2105854-001	Ba (230.424 nm)	0.30	0.1449 (ppm)	5330.2207
6/17/2021 21:56:42	R2105854-001	Be (313.107 nm)	19.47	0.0000 (ppm)	-535.1738
6/17/2021 21:56:42	R2105854-001	Ca (317.933 nm)	0.41	214.6149 o (ppm)	8239074.8645
6/17/2021 21:56:42	R2105854-001	Cd (214.439 nm)	43.09	0.0002 (ppm)	17.3574
6/17/2021 21:56:42	R2105854-001	Co (230.786 nm)	0.36	0.0429 (ppm)	518.7389
6/17/2021 21:56:42	R2105854-001	Cr (267.716 nm)	0.22	0.1483 (ppm)	5207.2519
6/17/2021 21:56:42	R2105854-001	Cu (327.395 nm)	0.65	0.0983 (ppm)	5806.3782
6/17/2021 21:56:42	R2105854-001	Fe (234.350 nm)	0.15	2.6845 (ppm)	23395.3596
6/17/2021 21:56:42	R2105854-001	K (766.491 nm)	0.19	549.7234 o (ppm)	1689120.3247
6/17/2021 21:56:42	R2105854-001	Mg (279.078 nm)	0.12	159.4653 o (ppm)	357479.6549
6/17/2021 21:56:42	R2105854-001	Mn (257.610 nm)	0.10	0.5150 (ppm)	139029.2835
6/17/2021 21:56:42	R2105854-001	Mo (202.032 nm)	11.31	0.0101 (ppm)	46.6002
6/17/2021 21:56:42	R2105854-001	Na (588.995 nm)	N/A	#### (ppm)	####
6/17/2021 21:56:42	R2105854-001	Ni (230.299 nm)	0.84	0.1484 (ppm)	1469.3362
6/17/2021 21:56:42	R2105854-001	Pb (220.353 nm)	54.18	0.0005 (ppm)	3.3176
6/17/2021 21:56:42	R2105854-001	Sb (217.582 nm)	26.09	0.0037 (ppm)	10.4351
6/17/2021 21:56:42	R2105854-001	Se (196.026 nm)	> 100.00	-0.0051 u (ppm)	-2.8150
6/17/2021 21:56:42	R2105854-001	Sn (189.925 nm)	20.40	0.0092 (ppm)	4.6014
6/17/2021 21:56:42	R2105854-001	Sr (216.596 nm)	0.22	1.0719 (ppm)	8840.3201
6/17/2021 21:56:42	R2105854-001	Ti (336.122 nm)	0.15	0.0672 (ppm)	12467.0023
6/17/2021 21:56:42	R2105854-001	Tl (351.923 nm)	49.25	0.0068 (ppm)	25.7690
6/17/2021 21:56:42	R2105854-001	V (292.401 nm)	0.81	0.0166 (ppm)	540.1844
6/17/2021 21:56:42	R2105854-001	Y (360.074 nm)	0.35	0.95 (Ratio)	634221.23
6/17/2021 21:56:42	R2105854-001	Y_R (360.074 nm)	0.35	0.95 (Ratio)	634221.23
6/17/2021 21:56:42	R2105854-001	Zn (213.857 nm)	0.19	0.1674 (ppm)	5843.2407

Date Time	Label	Element Label (nm)	%RSD	Unadjusted Conc	Intensity
6/17/2021 21:59:57	R2105862-001	Ag (328.068 nm)	> 100.00	-0.0001 u (ppm)	-130.1556
6/17/2021 21:59:57	R2105862-001	Al (237.312 nm)	0.73	0.6872 (ppm)	1243.1276
6/17/2021 21:59:57	R2105862-001	As (188.980 nm)	33.17	0.0022 (ppm)	3.0675
6/17/2021 21:59:57	R2105862-001	B (249.772 nm)	4.46	0.0514 (ppm)	2549.6249
6/17/2021 21:59:57	R2105862-001	Ba (230.424 nm)	0.06	0.1157 (ppm)	4258.0690
6/17/2021 21:59:57	R2105862-001	Be (313.107 nm)	19.68	0.0000 (ppm)	-505.3957
6/17/2021 21:59:57	R2105862-001	Ca (317.933 nm)	0.53	144.7303 o (ppm)	5557003.4470
6/17/2021 21:59:57	R2105862-001	Cd (214.439 nm)	56.97	0.0002 (ppm)	16.1239
6/17/2021 21:59:57	R2105862-001	Co (230.786 nm)	6.51	0.0082 (ppm)	105.9215
6/17/2021 21:59:57	R2105862-001	Cr (267.716 nm)	9.23	-0.0012 u (ppm)	21.8929
6/17/2021 21:59:57	R2105862-001	Cu (327.395 nm)	35.79	0.0009 (ppm)	71.6701
6/17/2021 21:59:57	R2105862-001	Fe (234.350 nm)	0.27	13.2887 o (ppm)	115634.8515
6/17/2021 21:59:57	R2105862-001	K (766.491 nm)	3.80	4.4143 (ppm)	13672.6128
6/17/2021 21:59:57	R2105862-001	Mg (279.078 nm)	0.28	40.0879 (ppm)	89865.8056
6/17/2021 21:59:57	R2105862-001	Mn (257.610 nm)	0.35	3.6196 o (ppm)	976822.5694
6/17/2021 21:59:57	R2105862-001	Mo (202.032 nm)	> 100.00	0.0003 u (ppm)	7.3683
6/17/2021 21:59:57	R2105862-001	Na (588.995 nm)	0.41	107.2678 o (ppm)	4168629.2929
6/17/2021 21:59:57	R2105862-001	Ni (230.299 nm)	> 100.00	-0.0008 u (ppm)	-29.8191
6/17/2021 21:59:57	R2105862-001	Pb (220.353 nm)	> 100.00	0.0005 u (ppm)	3.3085
6/17/2021 21:59:57	R2105862-001	Sb (217.582 nm)	29.43	-0.0039 u (ppm)	1.9016
6/17/2021 21:59:57	R2105862-001	Se (196.026 nm)	> 100.00	-0.0014 u (ppm)	-0.7222
6/17/2021 21:59:57	R2105862-001	Sn (189.925 nm)	79.21	-0.0010 u (ppm)	-1.7942
6/17/2021 21:59:57	R2105862-001	Sr (216.596 nm)	0.32	0.8099 (ppm)	6680.0907
6/17/2021 21:59:57	R2105862-001	Ti (336.122 nm)	0.31	0.0318 (ppm)	5343.5831
6/17/2021 21:59:57	R2105862-001	Tl (351.923 nm)	> 100.00	-0.0003 u (ppm)	8.1881
6/17/2021 21:59:57	R2105862-001	V (292.401 nm)	25.44	0.0017 (ppm)	95.5857
6/17/2021 21:59:57	R2105862-001	Y (360.074 nm)	0.46	1.00 (Ratio)	666157.11
6/17/2021 21:59:57	R2105862-001	Y_R (360.074 nm)	0.46	1.00 (Ratio)	666157.11
6/17/2021 21:59:57	R2105862-001	Zn (213.857 nm)	1.81	0.0050 (ppm)	146.7639
6/17/2021 22:03:12	R2105862-002	Ag (328.068 nm)	> 100.00	-0.0002 u (ppm)	-134.4045
6/17/2021 22:03:12	R2105862-002	Al (237.312 nm)	81.73	0.0024 (ppm)	0.2861
6/17/2021 22:03:12	R2105862-002	As (188.980 nm)	> 100.00	-0.0008 u (ppm)	0.5950
6/17/2021 22:03:12	R2105862-002	B (249.772 nm)	1.34	0.0451 (ppm)	2255.6510
6/17/2021 22:03:12	R2105862-002	Ba (230.424 nm)	0.34	0.1404 (ppm)	5164.1043
6/17/2021 22:03:12	R2105862-002	Be (313.107 nm)	> 100.00	0.0000 u (ppm)	-553.4344
6/17/2021 22:03:12	R2105862-002	Ca (317.933 nm)	0.18	177.4287 o (ppm)	6811922.2355
6/17/2021 22:03:12	R2105862-002	Cd (214.439 nm)	98.42	-0.0002 u (ppm)	9.7418
6/17/2021 22:03:12	R2105862-002	Co (230.786 nm)	> 100.00	0.0004 (ppm)	13.8938
6/17/2021 22:03:12	R2105862-002	Cr (267.716 nm)	12.29	-0.0014 u (ppm)	16.2674
6/17/2021 22:03:12	R2105862-002	Cu (327.395 nm)	97.61	0.0007 (ppm)	62.4196
6/17/2021 22:03:12	R2105862-002	Fe (234.350 nm)	0.36	0.2759 (ppm)	2445.1909
6/17/2021 22:03:12	R2105862-002	K (766.491 nm)	0.91	4.0994 (ppm)	12705.0443
6/17/2021 22:03:12	R2105862-002	Mg (279.078 nm)	0.19	42.4889 (ppm)	95248.3349
6/17/2021 22:03:12	R2105862-002	Mn (257.610 nm)	0.15	0.1288 (ppm)	34809.6677
6/17/2021 22:03:12	R2105862-002	Mo (202.032 nm)	> 100.00	0.0006 u (ppm)	8.4005
6/17/2021 22:03:12	R2105862-002	Na (588.995 nm)	0.26	68.7997 o (ppm)	2668742.4980
6/17/2021 22:03:12	R2105862-002	Ni (230.299 nm)	63.33	-0.0017 u (ppm)	-39.0185
6/17/2021 22:03:12	R2105862-002	Pb (220.353 nm)	67.49	-0.0019 u (ppm)	-2.2139
6/17/2021 22:03:12	R2105862-002	Sb (217.582 nm)	> 100.00	-0.0025 u (ppm)	3.4694
6/17/2021 22:03:12	R2105862-002	Se (196.026 nm)	> 100.00	-0.0025 u (ppm)	-1.3810
6/17/2021 22:03:12	R2105862-002	Sn (189.925 nm)	> 100.00	-0.0023 u (ppm)	-2.6218

Date Time	Label	Element Label (nm)	%RSD	Unadjusted Conc	Intensity
6/17/2021 22:03:12	R2105862-002	Sr (216.596 nm)	0.09	0.7222 (ppm)	5956.9249
6/17/2021 22:03:12	R2105862-002	Ti (336.122 nm)	3.74	0.0027 (ppm)	-524.5076
6/17/2021 22:03:12	R2105862-002	Tl (351.923 nm)	94.83	0.0042 (ppm)	19.3041
6/17/2021 22:03:12	R2105862-002	V (292.401 nm)	> 100.00	-0.0001 u (ppm)	42.2257
6/17/2021 22:03:12	R2105862-002	Y (360.074 nm)	0.24	0.99 (Ratio)	661187.29
6/17/2021 22:03:12	R2105862-002	Y_R (360.074 nm)	0.24	0.99 (Ratio)	661187.29
6/17/2021 22:03:12	R2105862-002	Zn (213.857 nm)	2.48	0.0049 (ppm)	145.6595
6/17/2021 22:06:28	R2105862-003	Ag (328.068 nm)	31.47	-0.0003 u (ppm)	-145.3414
6/17/2021 22:06:28	R2105862-003	Al (237.312 nm)	4.98	0.0179 (ppm)	28.5524
6/17/2021 22:06:28	R2105862-003	As (188.980 nm)	89.58	-0.0007 u (ppm)	0.7127
6/17/2021 22:06:28	R2105862-003	B (249.772 nm)	0.06	2.3954 (ppm)	111786.5787
6/17/2021 22:06:28	R2105862-003	Ba (230.424 nm)	0.06	0.1118 (ppm)	4113.2255
6/17/2021 22:06:28	R2105862-003	Be (313.107 nm)	44.76	0.0000 (ppm)	-536.5409
6/17/2021 22:06:28	R2105862-003	Ca (317.933 nm)	0.06	137.6844 o (ppm)	5286593.6241
6/17/2021 22:06:28	R2105862-003	Cd (214.439 nm)	45.73	0.0000 (ppm)	13.7970
6/17/2021 22:06:28	R2105862-003	Co (230.786 nm)	2.05	0.0193 (ppm)	237.9396
6/17/2021 22:06:28	R2105862-003	Cr (267.716 nm)	2.41	0.0078 (ppm)	336.2474
6/17/2021 22:06:28	R2105862-003	Cu (327.395 nm)	2.06	0.0131 (ppm)	790.1856
6/17/2021 22:06:28	R2105862-003	Fe (234.350 nm)	0.10	0.7083 (ppm)	6206.2594
6/17/2021 22:06:28	R2105862-003	K (766.491 nm)	0.09	70.3374 o (ppm)	216219.6045
6/17/2021 22:06:28	R2105862-003	Mg (279.078 nm)	0.06	73.9502 o (ppm)	165776.4433
6/17/2021 22:06:28	R2105862-003	Mn (257.610 nm)	0.06	1.0849 (ppm)	292823.1658
6/17/2021 22:06:28	R2105862-003	Mo (202.032 nm)	> 100.00	-0.0002 u (ppm)	5.2472
6/17/2021 22:06:28	R2105862-003	Na (588.995 nm)	0.72	394.4481 o (ppm)	15365906.8960
6/17/2021 22:06:28	R2105862-003	Ni (230.299 nm)	0.62	0.0898 (ppm)	880.0289
6/17/2021 22:06:28	R2105862-003	Pb (220.353 nm)	40.46	-0.0020 u (ppm)	-2.4151
6/17/2021 22:06:28	R2105862-003	Sb (217.582 nm)	> 100.00	-0.0021 u (ppm)	3.9761
6/17/2021 22:06:28	R2105862-003	Se (196.026 nm)	> 100.00	0.0007 u (ppm)	0.4429
6/17/2021 22:06:28	R2105862-003	Sn (189.925 nm)	> 100.00	0.0019 u (ppm)	0.0009
6/17/2021 22:06:28	R2105862-003	Sr (216.596 nm)	0.41	0.7945 (ppm)	6553.1194
6/17/2021 22:06:28	R2105862-003	Ti (336.122 nm)	0.51	0.0054 (ppm)	26.3556
6/17/2021 22:06:28	R2105862-003	Tl (351.923 nm)	80.56	0.0036 (ppm)	17.7928
6/17/2021 22:06:28	R2105862-003	V (292.401 nm)	31.05	0.0011 (ppm)	76.7358
6/17/2021 22:06:28	R2105862-003	Y (360.074 nm)	0.18	0.98 (Ratio)	657395.71
6/17/2021 22:06:28	R2105862-003	Y_R (360.074 nm)	0.18	0.98 (Ratio)	657395.71
6/17/2021 22:06:28	R2105862-003	Zn (213.857 nm)	2.62	0.0044 (ppm)	128.6147
6/17/2021 22:09:45	R2105862-003L	Ag (328.068 nm)	31.68	-0.0002 u (ppm)	-136.5171
6/17/2021 22:09:45	R2105862-003L	Al (237.312 nm)	49.85	0.0038 (ppm)	2.8390
6/17/2021 22:09:45	R2105862-003L	As (188.980 nm)	> 100.00	-0.0005 u (ppm)	0.8936
6/17/2021 22:09:45	R2105862-003L	B (249.772 nm)	0.10	0.4588 (ppm)	21535.7395
6/17/2021 22:09:45	R2105862-003L	Ba (230.424 nm)	0.94	0.0225 (ppm)	830.8829
6/17/2021 22:09:45	R2105862-003L	Be (313.107 nm)	43.79	0.0000 (ppm)	-556.7005
6/17/2021 22:09:45	R2105862-003L	Ca (317.933 nm)	0.23	28.4220 (ppm)	1093256.5725
6/17/2021 22:09:45	R2105862-003L	Cd (214.439 nm)	> 100.00	-0.0001 u (ppm)	11.6147
6/17/2021 22:09:45	R2105862-003L	Co (230.786 nm)	7.78	0.0039 (ppm)	54.7597
6/17/2021 22:09:45	R2105862-003L	Cr (267.716 nm)	15.49	0.0016 (ppm)	119.9434
6/17/2021 22:09:45	R2105862-003L	Cu (327.395 nm)	33.77	0.0020 (ppm)	135.9478
6/17/2021 22:09:45	R2105862-003L	Fe (234.350 nm)	0.22	0.1440 (ppm)	1297.6584
6/17/2021 22:09:45	R2105862-003L	K (766.491 nm)	0.30	13.0447 (ppm)	40189.3227
6/17/2021 22:09:45	R2105862-003L	Mg (279.078 nm)	0.28	14.1869 (ppm)	31802.5064
6/17/2021 22:09:45	R2105862-003L	Mn (257.610 nm)	0.21	0.2200 (ppm)	59439.3569

Date Time	Label	Element Label (nm)	%RSD	Unadjusted Conc	Intensity
6/17/2021 22:09:45	R2105862-003L	Mo (202.032 nm)	57.89	-0.0010 u (ppm)	2.0199
6/17/2021 22:09:45	R2105862-003L	Na (588.995 nm)	0.24	86.3214 o (ppm)	3351920.3915
6/17/2021 22:09:45	R2105862-003L	Ni (230.299 nm)	0.98	0.0182 (ppm)	160.9696
6/17/2021 22:09:45	R2105862-003L	Pb (220.353 nm)	> 100.00	-0.0014 u (ppm)	-0.9158
6/17/2021 22:09:45	R2105862-003L	Sb (217.582 nm)	> 100.00	-0.0023 u (ppm)	3.7354
6/17/2021 22:09:45	R2105862-003L	Se (196.026 nm)	24.60	-0.0053 u (ppm)	-2.9504
6/17/2021 22:09:45	R2105862-003L	Sn (189.925 nm)	> 100.00	-0.0007 u (ppm)	-1.6095
6/17/2021 22:09:45	R2105862-003L	Sr (216.596 nm)	0.70	0.1620 (ppm)	1336.8616
6/17/2021 22:09:45	R2105862-003L	Ti (336.122 nm)	28.80	0.0004 (ppm)	-973.3143
6/17/2021 22:09:45	R2105862-003L	Tl (351.923 nm)	83.66	-0.0072 u (ppm)	-8.9148
6/17/2021 22:09:45	R2105862-003L	V (292.401 nm)	> 100.00	0.0002 u (ppm)	49.6533
6/17/2021 22:09:45	R2105862-003L	Y (360.074 nm)	0.23	1.00 (Ratio)	667051.17
6/17/2021 22:09:45	R2105862-003L	Y_R (360.074 nm)	0.23	1.00 (Ratio)	667051.17
6/17/2021 22:09:45	R2105862-003L	Zn (213.857 nm)	9.79	0.0008 (ppm)	-0.6299
6/17/2021 22:13:01	R2105854-001 10X	Ag (328.068 nm)	69.04	-0.0002 u (ppm)	-138.9713
6/17/2021 22:13:01	R2105854-001 10X	Al (237.312 nm)	16.15	0.0143 (ppm)	21.9310
6/17/2021 22:13:01	R2105854-001 10X	As (188.980 nm)	> 100.00	0.0032 u (ppm)	3.8720
6/17/2021 22:13:01	R2105854-001 10X	B (249.772 nm)	0.17	1.2291 (ppm)	57432.4819
6/17/2021 22:13:01	R2105854-001 10X	Ba (230.424 nm)	0.37	0.0146 (ppm)	540.7061
6/17/2021 22:13:01	R2105854-001 10X	Be (313.107 nm)	40.68	0.0000 (ppm)	-552.8087
6/17/2021 22:13:01	R2105854-001 10X	Ca (317.933 nm)	0.17	22.8729 (ppm)	880289.9955
6/17/2021 22:13:01	R2105854-001 10X	Cd (214.439 nm)	> 100.00	0.0001 u (ppm)	14.6348
6/17/2021 22:13:01	R2105854-001 10X	Co (230.786 nm)	10.37	0.0044 (ppm)	60.9518
6/17/2021 22:13:01	R2105854-001 10X	Cr (267.716 nm)	1.42	0.0153 (ppm)	595.9205
6/17/2021 22:13:01	R2105854-001 10X	Cu (327.395 nm)	4.21	0.0082 (ppm)	501.4509
6/17/2021 22:13:01	R2105854-001 10X	Fe (234.350 nm)	0.24	0.2757 (ppm)	2442.6781
6/17/2021 22:13:01	R2105854-001 10X	K (766.491 nm)	0.15	54.6439 (ppm)	168001.5971
6/17/2021 22:13:01	R2105854-001 10X	Mg (279.078 nm)	0.33	14.9739 (ppm)	33566.7741
6/17/2021 22:13:01	R2105854-001 10X	Mn (257.610 nm)	0.20	0.0527 (ppm)	14276.5017
6/17/2021 22:13:01	R2105854-001 10X	Mo (202.032 nm)	80.87	-0.0003 u (ppm)	4.8121
6/17/2021 22:13:01	R2105854-001 10X	Na (588.995 nm)	0.28	104.7384 o (ppm)	4070005.5013
6/17/2021 22:13:01	R2105854-001 10X	Ni (230.299 nm)	2.68	0.0155 (ppm)	133.3501
6/17/2021 22:13:01	R2105854-001 10X	Pb (220.353 nm)	14.81	-0.0010 u (ppm)	-0.0560
6/17/2021 22:13:01	R2105854-001 10X	Sb (217.582 nm)	12.90	-0.0044 u (ppm)	1.4131
6/17/2021 22:13:01	R2105854-001 10X	Se (196.026 nm)	> 100.00	0.0033 (ppm)	1.9210
6/17/2021 22:13:01	R2105854-001 10X	Sn (189.925 nm)	> 100.00	0.0015 u (ppm)	-0.2585
6/17/2021 22:13:01	R2105854-001 10X	Sr (216.596 nm)	2.06	0.1105 (ppm)	911.6778
6/17/2021 22:13:01	R2105854-001 10X	Ti (336.122 nm)	1.30	0.0061 (ppm)	170.3281
6/17/2021 22:13:01	R2105854-001 10X	Tl (351.923 nm)	> 100.00	0.0010 u (ppm)	11.4974
6/17/2021 22:13:01	R2105854-001 10X	V (292.401 nm)	9.29	0.0018 (ppm)	97.6703
6/17/2021 22:13:01	R2105854-001 10X	Y (360.074 nm)	0.31	1.01 (Ratio)	673453.33
6/17/2021 22:13:01	R2105854-001 10X	Y_R (360.074 nm)	0.31	1.01 (Ratio)	673453.33
6/17/2021 22:13:01	R2105854-001 10X	Zn (213.857 nm)	1.25	0.0155 (ppm)	515.2019
6/17/2021 22:16:16	Continuing Calibration Verification1	Ag (328.068 nm)	0.24	0.4870 (ppm)	35679.0279
6/17/2021 22:16:16	Continuing Calibration Verification1	Al (237.312 nm)	0.23	9.8288 (ppm)	17833.0661
6/17/2021 22:16:16	Continuing Calibration Verification1	As (188.980 nm)	0.27	0.9701 (ppm)	785.3802
6/17/2021 22:16:16	Continuing Calibration Verification1	B (249.772 nm)	0.25	2.4944 (ppm)	116400.0894
6/17/2021 22:16:16	Continuing Calibration Verification1	Ba (230.424 nm)	0.71	10.0799 (ppm)	370574.2229
6/17/2021 22:16:16	Continuing Calibration Verification1	Be (313.107 nm)	0.23	0.2487 (ppm)	355209.5954
6/17/2021 22:16:16	Continuing Calibration Verification1	Ca (317.933 nm)	0.35	25.1086 (ppm)	966094.3053
6/17/2021 22:16:16	Continuing Calibration Verification1	Cd (214.439 nm)	0.24	0.4920 (ppm)	9745.7282

Date Time	Label	Element Label (nm)	%RSD	Unadjusted Conc	Intensity
6/17/2021 22:16:16	Continuing Calibration Verification1	Co (230.786 nm)	0.17	2.4934 (ppm)	29663.2751
6/17/2021 22:16:16	Continuing Calibration Verification1	Cr (267.716 nm)	0.31	0.5068 (ppm)	17646.1197
6/17/2021 22:16:16	Continuing Calibration Verification1	Cu (327.395 nm)	0.19	1.2215 (ppm)	71896.8918
6/17/2021 22:16:16	Continuing Calibration Verification1	Fe (234.350 nm)	0.26	5.0079 (ppm)	43605.6537
6/17/2021 22:16:16	Continuing Calibration Verification1	K (766.491 nm)	0.15	24.6793 (ppm)	75936.3137
6/17/2021 22:16:16	Continuing Calibration Verification1	Mg (279.078 nm)	0.31	24.7648 (ppm)	55515.4114
6/17/2021 22:16:16	Continuing Calibration Verification1	Mn (257.610 nm)	0.23	0.7468 (ppm)	201599.1037
6/17/2021 22:16:16	Continuing Calibration Verification1	Mo (202.032 nm)	0.33	2.4955 (ppm)	10064.8961
6/17/2021 22:16:16	Continuing Calibration Verification1	Na (588.995 nm)	0.20	24.8173 (ppm)	953851.8740
6/17/2021 22:16:16	Continuing Calibration Verification1	Ni (230.299 nm)	0.23	1.9763 (ppm)	19831.4614
6/17/2021 22:16:16	Continuing Calibration Verification1	Pb (220.353 nm)	0.12	0.4974 (ppm)	1140.7471
6/17/2021 22:16:16	Continuing Calibration Verification1	Sb (217.582 nm)	0.31	4.8754 (ppm)	5479.8044
6/17/2021 22:16:16	Continuing Calibration Verification1	Se (196.026 nm)	2.03	0.4794 (ppm)	270.8533
6/17/2021 22:16:16	Continuing Calibration Verification1	Sn (189.925 nm)	0.62	4.9442 (ppm)	3104.4854
6/17/2021 22:16:16	Continuing Calibration Verification1	Sr (216.596 nm)	0.30	2.5145 (ppm)	20737.9647
6/17/2021 22:16:16	Continuing Calibration Verification1	Ti (336.122 nm)	0.20	2.5431 (ppm)	511311.8183
6/17/2021 22:16:16	Continuing Calibration Verification1	Tl (351.923 nm)	0.43	0.9700 (ppm)	2406.2277
6/17/2021 22:16:16	Continuing Calibration Verification1	V (292.401 nm)	0.26	2.5122 (ppm)	74839.1265
6/17/2021 22:16:16	Continuing Calibration Verification1	Y (360.074 nm)	0.17	1.00 (Ratio)	667559.56
6/17/2021 22:16:16	Continuing Calibration Verification1	Y_R (360.074 nm)	0.17	1.00 (Ratio)	667559.56
6/17/2021 22:16:16	Continuing Calibration Verification1	Zn (213.857 nm)	0.19	0.9790 (ppm)	34299.3562
6/17/2021 22:19:31	Continuing Calibration Blank1	Ag (328.068 nm)	74.99	-0.0002 u (ppm)	-139.1923
6/17/2021 22:19:31	Continuing Calibration Blank1	Al (237.312 nm)	> 100.00	-0.0015 u (ppm)	-6.6955
6/17/2021 22:19:31	Continuing Calibration Blank1	As (188.980 nm)	7.32	-0.0041 u (ppm)	-2.0100
6/17/2021 22:19:31	Continuing Calibration Blank1	B (249.772 nm)	20.80	0.0029 (ppm)	291.5021
6/17/2021 22:19:31	Continuing Calibration Blank1	Ba (230.424 nm)	> 100.00	0.0001 u (ppm)	7.4618
6/17/2021 22:19:31	Continuing Calibration Blank1	Be (313.107 nm)	60.52	0.0000 (ppm)	-560.7522
6/17/2021 22:19:31	Continuing Calibration Blank1	Ca (317.933 nm)	4.20	0.0037 (ppm)	2603.8821
6/17/2021 22:19:31	Continuing Calibration Blank1	Cd (214.439 nm)	> 100.00	0.0001 u (ppm)	14.9856
6/17/2021 22:19:31	Continuing Calibration Blank1	Co (230.786 nm)	74.07	-0.0003 u (ppm)	5.1362
6/17/2021 22:19:31	Continuing Calibration Blank1	Cr (267.716 nm)	> 100.00	0.0000 u (ppm)	64.5548
6/17/2021 22:19:31	Continuing Calibration Blank1	Cu (327.395 nm)	> 100.00	-0.0002 u (ppm)	11.3296
6/17/2021 22:19:31	Continuing Calibration Blank1	Fe (234.350 nm)	23.17	0.0016 (ppm)	58.7163
6/17/2021 22:19:31	Continuing Calibration Blank1	K (766.491 nm)	8.38	0.1133 (ppm)	457.8599
6/17/2021 22:19:31	Continuing Calibration Blank1	Mg (279.078 nm)	> 100.00	0.0003 u (ppm)	-0.2600
6/17/2021 22:19:31	Continuing Calibration Blank1	Mn (257.610 nm)	97.45	0.0000 u (ppm)	67.2629
6/17/2021 22:19:31	Continuing Calibration Blank1	Mo (202.032 nm)	73.06	0.0010 (ppm)	9.9870
6/17/2021 22:19:31	Continuing Calibration Blank1	Na (588.995 nm)	7.38	0.0818 (ppm)	-10595.0223
6/17/2021 22:19:31	Continuing Calibration Blank1	Ni (230.299 nm)	> 100.00	-0.0002 u (ppm)	-23.7180
6/17/2021 22:19:31	Continuing Calibration Blank1	Pb (220.353 nm)	> 100.00	0.0001 u (ppm)	2.4917
6/17/2021 22:19:31	Continuing Calibration Blank1	Sb (217.582 nm)	> 100.00	0.0005 u (ppm)	6.8631
6/17/2021 22:19:31	Continuing Calibration Blank1	Se (196.026 nm)	> 100.00	0.0003 u (ppm)	0.2385
6/17/2021 22:19:31	Continuing Calibration Blank1	Sn (189.925 nm)	> 100.00	0.0025 u (ppm)	0.3999
6/17/2021 22:19:31	Continuing Calibration Blank1	Sr (216.596 nm)	> 100.00	-0.0003 u (ppm)	-1.7114
6/17/2021 22:19:31	Continuing Calibration Blank1	Ti (336.122 nm)	30.10	0.0008 (ppm)	-892.3709
6/17/2021 22:19:31	Continuing Calibration Blank1	Tl (351.923 nm)	> 100.00	0.0003 u (ppm)	9.8138
6/17/2021 22:19:31	Continuing Calibration Blank1	V (292.401 nm)	> 100.00	-0.0001 u (ppm)	41.1380
6/17/2021 22:19:31	Continuing Calibration Blank1	Y (360.074 nm)	0.01	1.00 (Ratio)	671318.66
6/17/2021 22:19:31	Continuing Calibration Blank1	Y_R (360.074 nm)	0.01	1.00 (Ratio)	671318.66
6/17/2021 22:19:31	Continuing Calibration Blank1	Zn (213.857 nm)	32.28	-0.0002 u (ppm)	-33.4081
6/17/2021 22:22:46	Contract Required Detection Limit	Ag (328.068 nm)	0.89	0.0096 (ppm)	584.5893

Date Time	Label	Element Label (nm)	%RSD	Unadjusted Conc	Intensity
6/17/2021 22:22:46	Contract Required Detection Limit	Al (237.312 nm)	1.52	0.2008 (ppm)	360.3639
6/17/2021 22:22:46	Contract Required Detection Limit	As (188.980 nm)	1.68	0.0175 (ppm)	15.4418
6/17/2021 22:22:46	Contract Required Detection Limit	B (249.772 nm)	0.30	0.1999 (ppm)	9468.3356
6/17/2021 22:22:46	Contract Required Detection Limit	Ba (230.424 nm)	0.21	0.2119 (ppm)	7792.0869
6/17/2021 22:22:46	Contract Required Detection Limit	Be (313.107 nm)	0.17	0.0051 (ppm)	6779.7564
6/17/2021 22:22:46	Contract Required Detection Limit	Ca (317.933 nm)	0.35	1.0361 (ppm)	42227.5094
6/17/2021 22:22:46	Contract Required Detection Limit	Cd (214.439 nm)	1.35	0.0106 (ppm)	222.3345
6/17/2021 22:22:46	Contract Required Detection Limit	Co (230.786 nm)	0.72	0.0527 (ppm)	635.0001
6/17/2021 22:22:46	Contract Required Detection Limit	Cr (267.716 nm)	2.33	0.0090 (ppm)	375.8092
6/17/2021 22:22:46	Contract Required Detection Limit	Cu (327.395 nm)	1.51	0.0243 (ppm)	1449.4797
6/17/2021 22:22:46	Contract Required Detection Limit	Fe (234.350 nm)	0.26	0.1018 (ppm)	930.7248
6/17/2021 22:22:46	Contract Required Detection Limit	K (766.491 nm)	0.19	1.0291 (ppm)	3271.5281
6/17/2021 22:22:46	Contract Required Detection Limit	Mg (279.078 nm)	0.52	0.9933 (ppm)	2225.6543
6/17/2021 22:22:46	Contract Required Detection Limit	Mn (257.610 nm)	0.49	0.0158 (ppm)	4321.3315
6/17/2021 22:22:46	Contract Required Detection Limit	Mo (202.032 nm)	3.60	0.0242 (ppm)	103.6416
6/17/2021 22:22:46	Contract Required Detection Limit	Na (588.995 nm)	0.68	1.0868 (ppm)	28587.4733
6/17/2021 22:22:46	Contract Required Detection Limit	Ni (230.299 nm)	1.77	0.0409 (ppm)	389.0679
6/17/2021 22:22:46	Contract Required Detection Limit	Pb (220.353 nm)	14.38	0.0113 (ppm)	28.0513
6/17/2021 22:22:46	Contract Required Detection Limit	Sb (217.582 nm)	5.68	0.0584 (ppm)	71.8706
6/17/2021 22:22:46	Contract Required Detection Limit	Se (196.026 nm)	23.64	0.0116 (ppm)	6.5874
6/17/2021 22:22:46	Contract Required Detection Limit	Sn (189.925 nm)	0.61	0.5029 (ppm)	314.7279
6/17/2021 22:22:46	Contract Required Detection Limit	Sr (216.596 nm)	0.97	0.1021 (ppm)	842.9898
6/17/2021 22:22:46	Contract Required Detection Limit	Ti (336.122 nm)	0.21	0.0503 (ppm)	9078.9513
6/17/2021 22:22:46	Contract Required Detection Limit	Tl (351.923 nm)	21.45	0.0179 (ppm)	53.1631
6/17/2021 22:22:46	Contract Required Detection Limit	V (292.401 nm)	0.56	0.0511 (ppm)	1567.7978
6/17/2021 22:22:46	Contract Required Detection Limit	Y (360.074 nm)	0.22	1.00 (Ratio)	666252.60
6/17/2021 22:22:46	Contract Required Detection Limit	Y_R (360.074 nm)	0.22	1.00 (Ratio)	666252.60
6/17/2021 22:22:46	Contract Required Detection Limit	Zn (213.857 nm)	0.45	0.0205 (ppm)	690.1445
6/17/2021 22:26:01	Interference Check Solution A	Ag (328.068 nm)	84.70	-0.0001 u (ppm)	-131.6127
6/17/2021 22:26:01	Interference Check Solution A	Al (237.312 nm)	0.35	255.4021 o (ppm)	463492.4922
6/17/2021 22:26:01	Interference Check Solution A	As (188.980 nm)	> 100.00	-0.0026 u (ppm)	-0.8048
6/17/2021 22:26:01	Interference Check Solution A	B (249.772 nm)	0.38	0.0429 (ppm)	2151.2893
6/17/2021 22:26:01	Interference Check Solution A	Ba (230.424 nm)	36.45	0.0003 (ppm)	15.1419
6/17/2021 22:26:01	Interference Check Solution A	Be (313.107 nm)	30.40	0.0000 u (ppm)	-612.8414
6/17/2021 22:26:01	Interference Check Solution A	Ca (317.933 nm)	0.13	237.6741 o (ppm)	9124054.1728
6/17/2021 22:26:01	Interference Check Solution A	Cd (214.439 nm)	10.87	-0.0010 Ku (ppm)	-7.7011 K
6/17/2021 22:26:01	Interference Check Solution A	Co (230.786 nm)	26.39	-0.0019 u (ppm)	-14.2243
6/17/2021 22:26:01	Interference Check Solution A	Cr (267.716 nm)	40.05	-0.0006 u (ppm)	43.4488
6/17/2021 22:26:01	Interference Check Solution A	Cu (327.395 nm)	31.61	-0.0006 u (ppm)	-15.3532
6/17/2021 22:26:01	Interference Check Solution A	Fe (234.350 nm)	0.16	94.4576 o (ppm)	821671.7202
6/17/2021 22:26:01	Interference Check Solution A	K (766.491 nm)	6.09	0.0796 (ppm)	354.3989
6/17/2021 22:26:01	Interference Check Solution A	Mg (279.078 nm)	0.12	262.4053 o (ppm)	588244.8988
6/17/2021 22:26:01	Interference Check Solution A	Mn (257.610 nm)	1.01	0.0015 (ppm)	459.7099
6/17/2021 22:26:01	Interference Check Solution A	Mo (202.032 nm)	56.36	-0.0015 u (ppm)	-0.0775
6/17/2021 22:26:01	Interference Check Solution A	Na (588.995 nm)	8.57	0.0577 (ppm)	-11537.4402
6/17/2021 22:26:01	Interference Check Solution A	Ni (230.299 nm)	25.46	-0.0021 u (ppm)	-43.2915
6/17/2021 22:26:01	Interference Check Solution A	Pb (220.353 nm)	31.09	-0.0040 u (ppm)	-6.9934
6/17/2021 22:26:01	Interference Check Solution A	Sb (217.582 nm)	12.89	-0.0115 Ku (ppm)	-6.5498 K
6/17/2021 22:26:01	Interference Check Solution A	Se (196.026 nm)	> 100.00	0.0016 u (ppm)	0.9587
6/17/2021 22:26:01	Interference Check Solution A	Sn (189.925 nm)	> 100.00	-0.0025 u (ppm)	-2.7447
6/17/2021 22:26:01	Interference Check Solution A	Sr (216.596 nm)	9.12	0.0138 (ppm)	114.1076

+/- 0.020 OK

Date Time	Label	Element Label (nm)	%RSD	Unadjusted Conc	Intensity
6/17/2021 22:26:01	Interference Check Solution A	Ti (336.122 nm)	3.73	0.0012 (ppm)	-826.1290
6/17/2021 22:26:01	Interference Check Solution A	Tl (351.923 nm)	73.33	-0.0010 u (ppm)	6.5149
6/17/2021 22:26:01	Interference Check Solution A	V (292.401 nm)	9.93	0.0020 (ppm)	105.7182
6/17/2021 22:26:01	Interference Check Solution A	Y (360.074 nm)	0.41	0.94 (Ratio)	628631.33
6/17/2021 22:26:01	Interference Check Solution A	Y_R (360.074 nm)	0.41	0.94 (Ratio)	628631.33
6/17/2021 22:26:01	Interference Check Solution A	Zn (213.857 nm)	2.90	0.0091 (ppm)	292.5460
6/17/2021 22:29:16	Interference Check Solution AB	Ag (328.068 nm)	0.08	0.2137 (ppm)	15589.6454
6/17/2021 22:29:16	Interference Check Solution AB	Al (237.312 nm)	0.20	255.6808 o (ppm)	463998.1851
6/17/2021 22:29:16	Interference Check Solution AB	As (188.980 nm)	2.61	0.0974 (ppm)	79.9605
6/17/2021 22:29:16	Interference Check Solution AB	B (249.772 nm)	0.10	0.0427 (ppm)	2144.0227
6/17/2021 22:29:16	Interference Check Solution AB	Ba (230.424 nm)	0.55	0.5217 (ppm)	19181.5826
6/17/2021 22:29:16	Interference Check Solution AB	Be (313.107 nm)	0.26	0.5023 (ppm)	717891.4715
6/17/2021 22:29:16	Interference Check Solution AB	Ca (317.933 nm)	0.55	238.6367 o (ppm)	9161000.1134
6/17/2021 22:29:16	Interference Check Solution AB	Cd (214.439 nm)	0.26	0.9641 (ppm)	19084.6820
6/17/2021 22:29:16	Interference Check Solution AB	Co (230.786 nm)	0.13	0.4900 (ppm)	5836.8932
6/17/2021 22:29:16	Interference Check Solution AB	Cr (267.716 nm)	0.34	0.5064 (ppm)	17631.2004
6/17/2021 22:29:16	Interference Check Solution AB	Cu (327.395 nm)	0.08	0.5351 (ppm)	31504.9863
6/17/2021 22:29:16	Interference Check Solution AB	Fe (234.350 nm)	0.45	94.7053 o (ppm)	823825.9929
6/17/2021 22:29:16	Interference Check Solution AB	K (766.491 nm)	4.19	0.0523 (ppm)	270.4770
6/17/2021 22:29:16	Interference Check Solution AB	Mg (279.078 nm)	0.49	262.1504 o (ppm)	587673.5738
6/17/2021 22:29:16	Interference Check Solution AB	Mn (257.610 nm)	0.23	0.5000 (ppm)	134992.5119
6/17/2021 22:29:16	Interference Check Solution AB	Mo (202.032 nm)	17.67	-0.0022 u (ppm)	-2.7200
6/17/2021 22:29:16	Interference Check Solution AB	Na (588.995 nm)	11.88	0.0616 (ppm)	-11383.0023
6/17/2021 22:29:16	Interference Check Solution AB	Ni (230.299 nm)	0.42	0.9627 (ppm)	9649.0144
6/17/2021 22:29:16	Interference Check Solution AB	Pb (220.353 nm)	3.25	0.0476 (ppm)	111.2316
6/17/2021 22:29:16	Interference Check Solution AB	Sb (217.582 nm)	0.13	0.6113 (ppm)	692.6096
6/17/2021 22:29:16	Interference Check Solution AB	Se (196.026 nm)	6.08	0.0401 (ppm)	22.7102
6/17/2021 22:29:16	Interference Check Solution AB	Sn (189.925 nm)	> 100.00	-0.0005 u (ppm)	-1.4716
6/17/2021 22:29:16	Interference Check Solution AB	Sr (216.596 nm)	3.20	0.0153 (ppm)	126.4753
6/17/2021 22:29:16	Interference Check Solution AB	Ti (336.122 nm)	0.87	0.0012 (ppm)	-828.8797
6/17/2021 22:29:16	Interference Check Solution AB	Tl (351.923 nm)	3.81	0.1107 (ppm)	282.6500
6/17/2021 22:29:16	Interference Check Solution AB	V (292.401 nm)	0.17	0.5035 (ppm)	15034.3621
6/17/2021 22:29:16	Interference Check Solution AB	Y (360.074 nm)	0.18	0.94 (Ratio)	628143.90
6/17/2021 22:29:16	Interference Check Solution AB	Y_R (360.074 nm)	0.18	0.94 (Ratio)	628143.90
6/17/2021 22:29:16	Interference Check Solution AB	Zn (213.857 nm)	0.31	1.0100 (ppm)	35383.9337
6/17/2021 22:32:31	Continuing Calibration Verification1	Ag (328.068 nm)	0.11	0.4936 (ppm)	36160.8749
6/17/2021 22:32:31	Continuing Calibration Verification1	Al (237.312 nm)	0.04	9.9572 (ppm)	18066.1269
6/17/2021 22:32:31	Continuing Calibration Verification1	As (188.980 nm)	0.05	0.9857 (ppm)	797.9527
6/17/2021 22:32:31	Continuing Calibration Verification1	B (249.772 nm)	0.23	2.5181 (ppm)	117503.7031
6/17/2021 22:32:31	Continuing Calibration Verification1	Ba (230.424 nm)	0.18	10.1807 (ppm)	374278.2236
6/17/2021 22:32:31	Continuing Calibration Verification1	Be (313.107 nm)	0.09	0.2527 (ppm)	360862.5240
6/17/2021 22:32:31	Continuing Calibration Verification1	Ca (317.933 nm)	0.34	25.4707 (ppm)	979990.5322
6/17/2021 22:32:31	Continuing Calibration Verification1	Cd (214.439 nm)	0.22	0.5004 (ppm)	9911.6487
6/17/2021 22:32:31	Continuing Calibration Verification1	Co (230.786 nm)	0.16	2.5243 (ppm)	30031.0045
6/17/2021 22:32:31	Continuing Calibration Verification1	Cr (267.716 nm)	0.14	0.5126 (ppm)	17845.6893
6/17/2021 22:32:31	Continuing Calibration Verification1	Cu (327.395 nm)	0.06	1.2378 (ppm)	72855.8751
6/17/2021 22:32:31	Continuing Calibration Verification1	Fe (234.350 nm)	0.10	5.0842 (ppm)	44269.1861
6/17/2021 22:32:31	Continuing Calibration Verification1	K (766.491 nm)	0.03	24.9227 (ppm)	76684.0592
6/17/2021 22:32:31	Continuing Calibration Verification1	Mg (279.078 nm)	0.22	25.1164 (ppm)	56303.6457
6/17/2021 22:32:31	Continuing Calibration Verification1	Mn (257.610 nm)	0.17	0.7540 (ppm)	203526.9044
6/17/2021 22:32:31	Continuing Calibration Verification1	Mo (202.032 nm)	0.46	2.5286 (ppm)	10198.6869

Date Time	Label	Element Label (nm)	%RSD	Unadjusted Conc	Intensity
6/17/2021 22:32:31	Continuing Calibration Verification1	Na (588.995 nm)	0.19	25.1624 (ppm)	967304.1907
6/17/2021 22:32:31	Continuing Calibration Verification1	Ni (230.299 nm)	0.23	2.0018 (ppm)	20087.0566
6/17/2021 22:32:31	Continuing Calibration Verification1	Pb (220.353 nm)	0.23	0.5064 (ppm)	1161.5166
6/17/2021 22:32:31	Continuing Calibration Verification1	Sb (217.582 nm)	0.15	4.9499 (ppm)	5563.4081
6/17/2021 22:32:31	Continuing Calibration Verification1	Se (196.026 nm)	0.72	0.4770 (ppm)	269.4973
6/17/2021 22:32:31	Continuing Calibration Verification1	Sn (189.925 nm)	0.47	5.0160 (ppm)	3149.6246
6/17/2021 22:32:31	Continuing Calibration Verification1	Sr (216.596 nm)	0.26	2.5540 (ppm)	21063.6606
6/17/2021 22:32:31	Continuing Calibration Verification1	Ti (336.122 nm)	0.18	2.5737 (ppm)	517468.3311
6/17/2021 22:32:31	Continuing Calibration Verification1	Tl (351.923 nm)	0.32	0.9881 (ppm)	2450.9084
6/17/2021 22:32:31	Continuing Calibration Verification1	V (292.401 nm)	0.08	2.5488 (ppm)	75929.3507
6/17/2021 22:32:31	Continuing Calibration Verification1	Y (360.074 nm)	0.17	0.99 (Ratio)	659478.50
6/17/2021 22:32:31	Continuing Calibration Verification1	Y_R (360.074 nm)	0.17	0.99 (Ratio)	659478.50
6/17/2021 22:32:31	Continuing Calibration Verification1	Zn (213.857 nm)	0.29	0.9931 (ppm)	34794.4051
6/17/2021 22:35:47	Continuing Calibration Blank1	Ag (328.068 nm)	99.56	-0.0002 u (ppm)	-134.9625
6/17/2021 22:35:47	Continuing Calibration Blank1	Al (237.312 nm)	> 100.00	0.0023 u (ppm)	0.2404
6/17/2021 22:35:47	Continuing Calibration Blank1	As (188.980 nm)	29.24	-0.0023 u (ppm)	-0.6082
6/17/2021 22:35:47	Continuing Calibration Blank1	B (249.772 nm)	23.45	0.0016 (ppm)	227.2620
6/17/2021 22:35:47	Continuing Calibration Blank1	Ba (230.424 nm)	> 100.00	0.0001 (ppm)	7.1113
6/17/2021 22:35:47	Continuing Calibration Blank1	Be (313.107 nm)	91.50	0.0000 (ppm)	-565.6726
6/17/2021 22:35:47	Continuing Calibration Blank1	Ca (317.933 nm)	4.32	0.0041 (ppm)	2618.2237
6/17/2021 22:35:47	Continuing Calibration Blank1	Cd (214.439 nm)	44.22	0.0002 (ppm)	17.5470
6/17/2021 22:35:47	Continuing Calibration Blank1	Co (230.786 nm)	> 100.00	-0.0001 u (ppm)	7.6729
6/17/2021 22:35:47	Continuing Calibration Blank1	Cr (267.716 nm)	> 100.00	0.0002 u (ppm)	69.4055
6/17/2021 22:35:47	Continuing Calibration Blank1	Cu (327.395 nm)	62.08	-0.0007 u (ppm)	-20.3258
6/17/2021 22:35:47	Continuing Calibration Blank1	Fe (234.350 nm)	13.22	0.0024 (ppm)	65.7990
6/17/2021 22:35:47	Continuing Calibration Blank1	K (766.491 nm)	18.71	0.0382 (ppm)	226.9772
6/17/2021 22:35:47	Continuing Calibration Blank1	Mg (279.078 nm)	> 100.00	0.0011 u (ppm)	1.3913
6/17/2021 22:35:47	Continuing Calibration Blank1	Mn (257.610 nm)	> 100.00	0.0000 u (ppm)	66.4709
6/17/2021 22:35:47	Continuing Calibration Blank1	Mo (202.032 nm)	70.01	0.0007 (ppm)	8.9537
6/17/2021 22:35:47	Continuing Calibration Blank1	Na (588.995 nm)	13.97	0.0305 (ppm)	-12596.9206
6/17/2021 22:35:47	Continuing Calibration Blank1	Ni (230.299 nm)	39.82	0.0001 (ppm)	-20.7091
6/17/2021 22:35:47	Continuing Calibration Blank1	Pb (220.353 nm)	> 100.00	0.0000 u (ppm)	2.1756
6/17/2021 22:35:47	Continuing Calibration Blank1	Sb (217.582 nm)	> 100.00	0.0001 u (ppm)	6.4511
6/17/2021 22:35:47	Continuing Calibration Blank1	Se (196.026 nm)	> 100.00	0.0045 u (ppm)	2.5823
6/17/2021 22:35:47	Continuing Calibration Blank1	Sn (189.925 nm)	> 100.00	0.0000 u (ppm)	-1.2074
6/17/2021 22:35:47	Continuing Calibration Blank1	Sr (216.596 nm)	> 100.00	0.0000 u (ppm)	0.3807
6/17/2021 22:35:47	Continuing Calibration Blank1	Ti (336.122 nm)	31.46	0.0007 (ppm)	-923.7917
6/17/2021 22:35:47	Continuing Calibration Blank1	Tl (351.923 nm)	> 100.00	-0.0023 u (ppm)	3.3878
6/17/2021 22:35:47	Continuing Calibration Blank1	V (292.401 nm)	> 100.00	0.0000 u (ppm)	44.4495
6/17/2021 22:35:47	Continuing Calibration Blank1	Y (360.074 nm)	0.37	0.99 (Ratio)	664023.14
6/17/2021 22:35:47	Continuing Calibration Blank1	Y_R (360.074 nm)	0.37	0.99 (Ratio)	664023.14
6/17/2021 22:35:47	Continuing Calibration Blank1	Zn (213.857 nm)	49.09	-0.0002 u (ppm)	-32.8846
6/17/2021 22:39:02	PBW-381440	Ag (328.068 nm)	> 100.00	0.0000 u (ppm)	-123.8731
6/17/2021 22:39:02	PBW-381440	Al (237.312 nm)	6.98	0.0188 (ppm)	30.0485
6/17/2021 22:39:02	PBW-381440	As (188.980 nm)	> 100.00	-0.0015 u (ppm)	0.0733
6/17/2021 22:39:02	PBW-381440	B (249.772 nm)	30.76	0.0002 (ppm)	163.5384
6/17/2021 22:39:02	PBW-381440	Ba (230.424 nm)	> 100.00	0.0000 u (ppm)	1.8857
6/17/2021 22:39:02	PBW-381440	Be (313.107 nm)	> 100.00	0.0000 u (ppm)	-574.6427
6/17/2021 22:39:02	PBW-381440	Ca (317.933 nm)	2.76	0.0073 (ppm)	2741.5378
6/17/2021 22:39:02	PBW-381440	Cd (214.439 nm)	> 100.00	-0.0002 u (ppm)	9.9754
6/17/2021 22:39:02	PBW-381440	Co (230.786 nm)	> 100.00	0.0000 u (ppm)	9.0027

Date Time	Label	Element Label (nm)	%RSD	Unadjusted Conc	Intensity
6/17/2021 22:39:02	PBW-381440	Cr (267.716 nm)	3.84	-0.0012 u (ppm)	20.8647
6/17/2021 22:39:02	PBW-381440	Cu (327.395 nm)	56.53	-0.0005 u (ppm)	-6.5870
6/17/2021 22:39:02	PBW-381440	Fe (234.350 nm)	12.78	-0.0034 u (ppm)	15.0524
6/17/2021 22:39:02	PBW-381440	K (766.491 nm)	59.10	0.0044 (ppm)	123.3283
6/17/2021 22:39:02	PBW-381440	Mg (279.078 nm)	90.79	0.0007 (ppm)	0.4881
6/17/2021 22:39:02	PBW-381440	Mn (257.610 nm)	33.45	-0.0001 u (ppm)	46.5613
6/17/2021 22:39:02	PBW-381440	Mo (202.032 nm)	85.55	-0.0009 u (ppm)	2.6153
6/17/2021 22:39:02	PBW-381440	Na (588.995 nm)	6.64	0.0290 (ppm)	-12655.5547
6/17/2021 22:39:02	PBW-381440	Ni (230.299 nm)	> 100.00	0.0002 u (ppm)	-20.3164
6/17/2021 22:39:02	PBW-381440	Pb (220.353 nm)	64.75	-0.0017 u (ppm)	-1.6185
6/17/2021 22:39:02	PBW-381440	Sb (217.582 nm)	49.75	-0.0018 u (ppm)	4.2623
6/17/2021 22:39:02	PBW-381440	Se (196.026 nm)	> 100.00	0.0034 (ppm)	1.9764
6/17/2021 22:39:02	PBW-381440	Sn (189.925 nm)	22.46	-0.0020 u (ppm)	-2.4200
6/17/2021 22:39:02	PBW-381440	Sr (216.596 nm)	> 100.00	-0.0001 u (ppm)	-0.3482
6/17/2021 22:39:02	PBW-381440	Ti (336.122 nm)	3.96	0.0014 (ppm)	-772.2105
6/17/2021 22:39:02	PBW-381440	Tl (351.923 nm)	47.59	-0.0037 u (ppm)	-0.0885
6/17/2021 22:39:02	PBW-381440	V (292.401 nm)	> 100.00	0.0000 u (ppm)	44.6399
6/17/2021 22:39:02	PBW-381440	Y (360.074 nm)	0.11	1.01 (Ratio)	675627.24
6/17/2021 22:39:02	PBW-381440	Y_R (360.074 nm)	0.11	1.01 (Ratio)	675627.24
6/17/2021 22:39:02	PBW-381440	Zn (213.857 nm)	8.47	0.0004 (ppm)	-11.8156
6/17/2021 22:42:17	FBLK-381440	Ag (328.068 nm)	26.12	-0.0002 u (ppm)	-138.2658
6/17/2021 22:42:17	FBLK-381440	Al (237.312 nm)	7.34	0.0051 (ppm)	5.3161
6/17/2021 22:42:17	FBLK-381440	As (188.980 nm)	46.23	-0.0040 u (ppm)	-1.9401
6/17/2021 22:42:17	FBLK-381440	B (249.772 nm)	> 100.00	-0.0001 u (ppm)	148.8159
6/17/2021 22:42:17	FBLK-381440	Ba (230.424 nm)	2.70	0.0005 (ppm)	20.2414
6/17/2021 22:42:17	FBLK-381440	Be (313.107 nm)	76.10	0.0000 (ppm)	-567.8748
6/17/2021 22:42:17	FBLK-381440	Ca (317.933 nm)	1.01	0.0178 (ppm)	3146.7022
6/17/2021 22:42:17	FBLK-381440	Cd (214.439 nm)	> 100.00	-0.0001 u (ppm)	11.6900
6/17/2021 22:42:17	FBLK-381440	Co (230.786 nm)	> 100.00	-0.0001 u (ppm)	7.8505
6/17/2021 22:42:17	FBLK-381440	Cr (267.716 nm)	11.45	-0.0012 u (ppm)	22.7319
6/17/2021 22:42:17	FBLK-381440	Cu (327.395 nm)	89.15	0.0003 (ppm)	40.7198
6/17/2021 22:42:17	FBLK-381440	Fe (234.350 nm)	9.62	0.0017 (ppm)	60.0962
6/17/2021 22:42:17	FBLK-381440	K (766.491 nm)	> 100.00	-0.0026 u (ppm)	101.6886
6/17/2021 22:42:17	FBLK-381440	Mg (279.078 nm)	21.05	0.0026 (ppm)	4.7461
6/17/2021 22:42:17	FBLK-381440	Mn (257.610 nm)	> 100.00	0.0000 u (ppm)	70.1625
6/17/2021 22:42:17	FBLK-381440	Mo (202.032 nm)	12.82	-0.0013 u (ppm)	0.9018
6/17/2021 22:42:17	FBLK-381440	Na (588.995 nm)	16.81	0.0340 (ppm)	-12458.8914
6/17/2021 22:42:17	FBLK-381440	Ni (230.299 nm)	> 100.00	-0.0002 u (ppm)	-23.3989
6/17/2021 22:42:17	FBLK-381440	Pb (220.353 nm)	> 100.00	-0.0005 u (ppm)	1.1921
6/17/2021 22:42:17	FBLK-381440	Sb (217.582 nm)	42.25	-0.0031 u (ppm)	2.8495
6/17/2021 22:42:17	FBLK-381440	Se (196.026 nm)	> 100.00	0.0010 u (ppm)	0.6242
6/17/2021 22:42:17	FBLK-381440	Sn (189.925 nm)	82.27	0.0012 (ppm)	-0.4489
6/17/2021 22:42:17	FBLK-381440	Sr (216.596 nm)	> 100.00	-0.0004 u (ppm)	-2.7372
6/17/2021 22:42:17	FBLK-381440	Ti (336.122 nm)	5.38	0.0013 (ppm)	-807.9726
6/17/2021 22:42:17	FBLK-381440	Tl (351.923 nm)	> 100.00	0.0014 u (ppm)	12.4606
6/17/2021 22:42:17	FBLK-381440	V (292.401 nm)	> 100.00	0.0000 u (ppm)	45.7404
6/17/2021 22:42:17	FBLK-381440	Y (360.074 nm)	0.33	1.01 (Ratio)	675355.50
6/17/2021 22:42:17	FBLK-381440	Y_R (360.074 nm)	0.33	1.01 (Ratio)	675355.50
6/17/2021 22:42:17	FBLK-381440	Zn (213.857 nm)	15.17	0.0013 (ppm)	18.3583
6/17/2021 22:45:32	LCSW-381440	Ag (328.068 nm)	0.40	0.0485 (ppm)	3440.4881
6/17/2021 22:45:32	LCSW-381440	Al (237.312 nm)	0.50	1.9902 (ppm)	3607.7660

Date Time	Label	Element Label (nm)	%RSD	Unadjusted Conc	Intensity
6/17/2021 22:45:32	LCSW-381440	As (188.980 nm)	12.66	0.0349 (ppm)	29.4943
6/17/2021 22:45:32	LCSW-381440	B (249.772 nm)	0.20	0.9978 (ppm)	46654.5427
6/17/2021 22:45:32	LCSW-381440	Ba (230.424 nm)	0.44	2.0601 (ppm)	75740.8262
6/17/2021 22:45:32	LCSW-381440	Be (313.107 nm)	0.27	0.0509 (ppm)	72168.1654
6/17/2021 22:45:32	LCSW-381440	Ca (317.933 nm)	0.27	2.0652 (ppm)	81721.2114
6/17/2021 22:45:32	LCSW-381440	Cd (214.439 nm)	0.43	0.0521 (ppm)	1044.0348
6/17/2021 22:45:32	LCSW-381440	Co (230.786 nm)	0.35	0.5142 (ppm)	6124.0160
6/17/2021 22:45:32	LCSW-381440	Cr (267.716 nm)	0.18	0.2054 (ppm)	7189.3026
6/17/2021 22:45:32	LCSW-381440	Cu (327.395 nm)	0.35	0.2473 (ppm)	14570.5883
6/17/2021 22:45:32	LCSW-381440	Fe (234.350 nm)	0.08	1.0155 (ppm)	8878.3640
6/17/2021 22:45:32	LCSW-381440	K (766.491 nm)	0.37	19.5478 (ppm)	60169.9115
6/17/2021 22:45:32	LCSW-381440	Mg (279.078 nm)	0.25	1.9880 (ppm)	4455.6160
6/17/2021 22:45:32	LCSW-381440	Mn (257.610 nm)	0.21	0.5029 (ppm)	135784.3135
6/17/2021 22:45:32	LCSW-381440	Mo (202.032 nm)	0.19	0.4956 (ppm)	2003.9516
6/17/2021 22:45:32	LCSW-381440	Na (588.995 nm)	0.39	19.8771 (ppm)	761231.9288
6/17/2021 22:45:32	LCSW-381440	Ni (230.299 nm)	0.22	0.5145 (ppm)	5146.5608
6/17/2021 22:45:32	LCSW-381440	Pb (220.353 nm)	0.31	0.5110 (ppm)	1171.9739
6/17/2021 22:45:32	LCSW-381440	Sb (217.582 nm)	0.30	0.4891 (ppm)	555.4177
6/17/2021 22:45:32	LCSW-381440	Se (196.026 nm)	0.33	1.0191 (ppm)	575.6550
6/17/2021 22:45:32	LCSW-381440	Sn (189.925 nm)	0.36	4.9335 (ppm)	3097.7765
6/17/2021 22:45:32	LCSW-381440	Sr (216.596 nm)	0.33	2.0080 (ppm)	16560.7280
6/17/2021 22:45:32	LCSW-381440	Ti (336.122 nm)	0.08	0.5141 (ppm)	102522.3617
6/17/2021 22:45:32	LCSW-381440	Tl (351.923 nm)	0.59	1.8660 (ppm)	4620.5909
6/17/2021 22:45:32	LCSW-381440	V (292.401 nm)	0.23	0.5023 (ppm)	14999.4298
6/17/2021 22:45:32	LCSW-381440	Y (360.074 nm)	0.48	1.01 (Ratio)	673633.21
6/17/2021 22:45:32	LCSW-381440	Y_R (360.074 nm)	0.48	1.01 (Ratio)	673633.21
6/17/2021 22:45:32	LCSW-381440	Zn (213.857 nm)	0.19	0.5134 (ppm)	17972.5365
6/17/2021 22:48:47	R2105710-001	Ag (328.068 nm)	> 100.00	-0.0001 u (ppm)	-126.9108
6/17/2021 22:48:47	R2105710-001	Al (237.312 nm)	72.41	0.0024 (ppm)	0.3634
6/17/2021 22:48:47	R2105710-001	As (188.980 nm)	60.96	-0.0040 u (ppm)	-1.9176
6/17/2021 22:48:47	R2105710-001	B (249.772 nm)	0.32	0.0520 (ppm)	2576.1832
6/17/2021 22:48:47	R2105710-001	Ba (230.424 nm)	0.20	0.0834 (ppm)	3070.6034
6/17/2021 22:48:47	R2105710-001	Be (313.107 nm)	> 100.00	0.0000 u (ppm)	-561.6136
6/17/2021 22:48:47	R2105710-001	Ca (317.933 nm)	0.11	75.1606 o (ppm)	2887018.7842
6/17/2021 22:48:47	R2105710-001	Cd (214.439 nm)	18.10	-0.0001 u (ppm)	10.6902
6/17/2021 22:48:47	R2105710-001	Co (230.786 nm)	> 100.00	0.0000 u (ppm)	8.9145
6/17/2021 22:48:47	R2105710-001	Cr (267.716 nm)	17.26	-0.0013 u (ppm)	19.2697
6/17/2021 22:48:47	R2105710-001	Cu (327.395 nm)	71.85	0.0005 (ppm)	51.2880
6/17/2021 22:48:47	R2105710-001	Fe (234.350 nm)	0.28	0.0233 (ppm)	247.5777
6/17/2021 22:48:47	R2105710-001	K (766.491 nm)	0.25	1.7533 (ppm)	5496.6814
6/17/2021 22:48:47	R2105710-001	Mg (279.078 nm)	0.23	17.2199 (ppm)	38601.6762
6/17/2021 22:48:47	R2105710-001	Mn (257.610 nm)	0.11	0.2342 (ppm)	63252.6487
6/17/2021 22:48:47	R2105710-001	Mo (202.032 nm)	> 100.00	-0.0007 u (ppm)	3.2939
6/17/2021 22:48:47	R2105710-001	Na (588.995 nm)	0.47	109.8797 o (ppm)	4270467.1087
6/17/2021 22:48:47	R2105710-001	Ni (230.299 nm)	> 100.00	0.0001 u (ppm)	-20.6963
6/17/2021 22:48:47	R2105710-001	Pb (220.353 nm)	10.43	-0.0034 u (ppm)	-5.4817
6/17/2021 22:48:47	R2105710-001	Sb (217.582 nm)	> 100.00	0.0006 u (ppm)	7.0119
6/17/2021 22:48:47	R2105710-001	Se (196.026 nm)	56.51	-0.0048 u (ppm)	-2.6453
6/17/2021 22:48:47	R2105710-001	Sn (189.925 nm)	69.27	-0.0019 u (ppm)	-2.3834
6/17/2021 22:48:47	R2105710-001	Sr (216.596 nm)	0.30	0.3510 (ppm)	2895.2731
6/17/2021 22:48:47	R2105710-001	Ti (336.122 nm)	3.64	0.0022 (ppm)	-613.9641

Date Time	Label	Element Label (nm)	%RSD	Unadjusted Conc	Intensity
6/17/2021 22:48:47	R2105710-001	Tl (351.923 nm)	> 100.00	0.0015 (ppm)	12.6994
6/17/2021 22:48:47	R2105710-001	V (292.401 nm)	89.59	-0.0002 u (ppm)	39.3499
6/17/2021 22:48:47	R2105710-001	Y (360.074 nm)	0.44	1.00 (Ratio)	666375.24
6/17/2021 22:48:47	R2105710-001	Y_R (360.074 nm)	0.44	1.00 (Ratio)	666375.24
6/17/2021 22:48:47	R2105710-001	Zn (213.857 nm)	0.76	0.0011 (ppm)	9.9010
6/17/2021 22:52:02	R2105710-002	Ag (328.068 nm)	> 100.00	-0.0001 u (ppm)	-130.8327
6/17/2021 22:52:02	R2105710-002	Al (237.312 nm)	67.80	0.0033 (ppm)	1.9629
6/17/2021 22:52:02	R2105710-002	As (188.980 nm)	53.00	-0.0040 u (ppm)	-1.9929
6/17/2021 22:52:02	R2105710-002	B (249.772 nm)	0.18	0.0511 (ppm)	2535.3065
6/17/2021 22:52:02	R2105710-002	Ba (230.424 nm)	0.16	0.0828 (ppm)	3045.6562
6/17/2021 22:52:02	R2105710-002	Be (313.107 nm)	12.85	0.0000 (ppm)	-553.1847
6/17/2021 22:52:02	R2105710-002	Ca (317.933 nm)	0.21	74.5170 o (ppm)	2862317.9016
6/17/2021 22:52:02	R2105710-002	Cd (214.439 nm)	54.48	-0.0001 u (ppm)	11.5968
6/17/2021 22:52:02	R2105710-002	Co (230.786 nm)	53.70	-0.0006 u (ppm)	2.1876
6/17/2021 22:52:02	R2105710-002	Cr (267.716 nm)	26.42	-0.0014 u (ppm)	15.5632
6/17/2021 22:52:02	R2105710-002	Cu (327.395 nm)	> 100.00	0.0000 u (ppm)	21.0535
6/17/2021 22:52:02	R2105710-002	Fe (234.350 nm)	2.83	0.0056 (ppm)	93.4440
6/17/2021 22:52:02	R2105710-002	K (766.491 nm)	0.42	1.7230 (ppm)	5403.5933
6/17/2021 22:52:02	R2105710-002	Mg (279.078 nm)	0.15	17.0818 (ppm)	38291.9634
6/17/2021 22:52:02	R2105710-002	Mn (257.610 nm)	0.14	0.2191 (ppm)	59201.1174
6/17/2021 22:52:02	R2105710-002	Mo (202.032 nm)	20.79	-0.0016 u (ppm)	-0.3282
6/17/2021 22:52:02	R2105710-002	Na (588.995 nm)	0.25	109.0050 o (ppm)	4236363.7775
6/17/2021 22:52:02	R2105710-002	Ni (230.299 nm)	37.28	-0.0007 u (ppm)	-29.3050
6/17/2021 22:52:02	R2105710-002	Pb (220.353 nm)	16.16	-0.0024 u (ppm)	-3.2974
6/17/2021 22:52:02	R2105710-002	Sb (217.582 nm)	> 100.00	-0.0051 u (ppm)	0.5845
6/17/2021 22:52:02	R2105710-002	Se (196.026 nm)	32.40	-0.0062 u (ppm)	-3.4473
6/17/2021 22:52:02	R2105710-002	Sn (189.925 nm)	> 100.00	0.0010 u (ppm)	-0.5214
6/17/2021 22:52:02	R2105710-002	Sr (216.596 nm)	0.29	0.3474 (ppm)	2865.4733
6/17/2021 22:52:02	R2105710-002	Ti (336.122 nm)	5.82	0.0020 (ppm)	-667.3253
6/17/2021 22:52:02	R2105710-002	Tl (351.923 nm)	> 100.00	0.0007 u (ppm)	10.7119
6/17/2021 22:52:02	R2105710-002	V (292.401 nm)	73.54	0.0001 (ppm)	47.6799
6/17/2021 22:52:02	R2105710-002	Y (360.074 nm)	0.24	1.00 (Ratio)	666604.92
6/17/2021 22:52:02	R2105710-002	Y_R (360.074 nm)	0.24	1.00 (Ratio)	666604.92
6/17/2021 22:52:02	R2105710-002	Zn (213.857 nm)	2.94	0.0016 (ppm)	29.8168
6/17/2021 22:55:17	R2105710-004	Ag (328.068 nm)	25.00	-0.0001 u (ppm)	-131.5837
6/17/2021 22:55:17	R2105710-004	Al (237.312 nm)	> 100.00	0.0036 u (ppm)	2.4964
6/17/2021 22:55:17	R2105710-004	As (188.980 nm)	30.65	-0.0037 u (ppm)	-1.7452
6/17/2021 22:55:17	R2105710-004	B (249.772 nm)	0.58	0.0507 (ppm)	2517.3362
6/17/2021 22:55:17	R2105710-004	Ba (230.424 nm)	0.65	0.0806 (ppm)	2967.7566
6/17/2021 22:55:17	R2105710-004	Be (313.107 nm)	76.28	0.0000 (ppm)	-550.9832
6/17/2021 22:55:17	R2105710-004	Ca (317.933 nm)	0.40	74.5554 o (ppm)	2863790.1688
6/17/2021 22:55:17	R2105710-004	Cd (214.439 nm)	60.49	-0.0001 u (ppm)	10.5067
6/17/2021 22:55:17	R2105710-004	Co (230.786 nm)	45.75	0.0006 (ppm)	16.3249
6/17/2021 22:55:17	R2105710-004	Cr (267.716 nm)	21.65	-0.0011 u (ppm)	26.6729
6/17/2021 22:55:17	R2105710-004	Cu (327.395 nm)	42.67	0.0009 (ppm)	72.9393
6/17/2021 22:55:17	R2105710-004	Fe (234.350 nm)	27.06	-0.0008 u (ppm)	38.2893
6/17/2021 22:55:17	R2105710-004	K (766.491 nm)	0.78	1.7153 (ppm)	5379.8614
6/17/2021 22:55:17	R2105710-004	Mg (279.078 nm)	0.19	17.1289 (ppm)	38397.6841
6/17/2021 22:55:17	R2105710-004	Mn (257.610 nm)	0.01	0.0016 (ppm)	491.2794
6/17/2021 22:55:17	R2105710-004	Mo (202.032 nm)	16.66	-0.0020 u (ppm)	-2.0931
6/17/2021 22:55:17	R2105710-004	Na (588.995 nm)	0.10	109.2733 o (ppm)	4246826.1386

Date Time	Label	Element Label (nm)	%RSD	Unadjusted Conc	Intensity
6/17/2021 22:55:17	R2105710-004	Ni (230.299 nm)	> 100.00	-0.0009 u (ppm)	-31.1720
6/17/2021 22:55:17	R2105710-004	Pb (220.353 nm)	16.92	-0.0022 u (ppm)	-2.6974
6/17/2021 22:55:17	R2105710-004	Sb (217.582 nm)	45.62	-0.0081 u (ppm)	-2.8002
6/17/2021 22:55:17	R2105710-004	Se (196.026 nm)	> 100.00	-0.0041 u (ppm)	-2.2434
6/17/2021 22:55:17	R2105710-004	Sn (189.925 nm)	> 100.00	-0.0024 u (ppm)	-2.6702
6/17/2021 22:55:17	R2105710-004	Sr (216.596 nm)	0.04	0.3471 (ppm)	2862.8997
6/17/2021 22:55:17	R2105710-004	Ti (336.122 nm)	5.43	0.0019 (ppm)	-685.9273
6/17/2021 22:55:17	R2105710-004	Tl (351.923 nm)	> 100.00	-0.0016 u (ppm)	5.1215
6/17/2021 22:55:17	R2105710-004	V (292.401 nm)	> 100.00	-0.0002 u (ppm)	38.6907
6/17/2021 22:55:17	R2105710-004	Y (360.074 nm)	0.20	1.00 (Ratio)	667207.90
6/17/2021 22:55:17	R2105710-004	Y_R (360.074 nm)	0.20	1.00 (Ratio)	667207.90
6/17/2021 22:55:17	R2105710-004	Zn (213.857 nm)	2.67	0.0079 (ppm)	249.9499
6/17/2021 22:58:32	R2105710-005	Ag (328.068 nm)	27.78	-0.0002 u (ppm)	-134.4859
6/17/2021 22:58:32	R2105710-005	Al (237.312 nm)	37.78	0.0027 (ppm)	0.9221
6/17/2021 22:58:32	R2105710-005	As (188.980 nm)	47.32	-0.0032 u (ppm)	-1.2961
6/17/2021 22:58:32	R2105710-005	B (249.772 nm)	0.45	0.0503 (ppm)	2498.6259
6/17/2021 22:58:32	R2105710-005	Ba (230.424 nm)	0.18	0.0804 (ppm)	2957.5813
6/17/2021 22:58:32	R2105710-005	Be (313.107 nm)	52.59	0.0000 (ppm)	-552.1423
6/17/2021 22:58:32	R2105710-005	Ca (317.933 nm)	0.19	74.3591 o (ppm)	2856259.7271
6/17/2021 22:58:32	R2105710-005	Cd (214.439 nm)	86.57	-0.0001 u (ppm)	10.3569
6/17/2021 22:58:32	R2105710-005	Co (230.786 nm)	43.47	0.0004 (ppm)	13.8200
6/17/2021 22:58:32	R2105710-005	Cr (267.716 nm)	4.38	-0.0014 u (ppm)	16.7494
6/17/2021 22:58:32	R2105710-005	Cu (327.395 nm)	7.64	0.0018 (ppm)	128.2222
6/17/2021 22:58:32	R2105710-005	Fe (234.350 nm)	7.08	-0.0031 u (ppm)	17.7217
6/17/2021 22:58:32	R2105710-005	K (766.491 nm)	0.43	1.7148 (ppm)	5378.3716
6/17/2021 22:58:32	R2105710-005	Mg (279.078 nm)	0.24	17.0480 (ppm)	38216.2672
6/17/2021 22:58:32	R2105710-005	Mn (257.610 nm)	14.96	0.0001 (ppm)	93.3774
6/17/2021 22:58:32	R2105710-005	Mo (202.032 nm)	32.36	-0.0014 u (ppm)	0.5423
6/17/2021 22:58:32	R2105710-005	Na (588.995 nm)	0.12	108.7468 o (ppm)	4226297.5174
6/17/2021 22:58:32	R2105710-005	Ni (230.299 nm)	> 100.00	-0.0004 u (ppm)	-26.3636
6/17/2021 22:58:32	R2105710-005	Pb (220.353 nm)	> 100.00	-0.0010 u (ppm)	-0.1669
6/17/2021 22:58:32	R2105710-005	Sb (217.582 nm)	> 100.00	-0.0024 u (ppm)	3.6714
6/17/2021 22:58:32	R2105710-005	Se (196.026 nm)	49.07	-0.0053 u (ppm)	-2.9621
6/17/2021 22:58:32	R2105710-005	Sn (189.925 nm)	96.13	-0.0027 u (ppm)	-2.8925
6/17/2021 22:58:32	R2105710-005	Sr (216.596 nm)	0.58	0.3458 (ppm)	2852.6366
6/17/2021 22:58:32	R2105710-005	Ti (336.122 nm)	4.34	0.0018 (ppm)	-708.3631
6/17/2021 22:58:32	R2105710-005	Tl (351.923 nm)	> 100.00	-0.0018 u (ppm)	4.4862
6/17/2021 22:58:32	R2105710-005	V (292.401 nm)	4.98	-0.0003 u (ppm)	34.6511
6/17/2021 22:58:32	R2105710-005	Y (360.074 nm)	0.29	1.00 (Ratio)	665986.83
6/17/2021 22:58:32	R2105710-005	Y_R (360.074 nm)	0.29	1.00 (Ratio)	665986.83
6/17/2021 22:58:32	R2105710-005	Zn (213.857 nm)	0.62	0.0165 (ppm)	553.0796
6/17/2021 23:01:47	R2105710-006	Ag (328.068 nm)	> 100.00	-0.0002 u (ppm)	-137.1823
6/17/2021 23:01:47	R2105710-006	Al (237.312 nm)	62.25	0.0024 (ppm)	0.3343
6/17/2021 23:01:47	R2105710-006	As (188.980 nm)	30.24	-0.0030 u (ppm)	-1.1178
6/17/2021 23:01:47	R2105710-006	B (249.772 nm)	0.30	0.0504 (ppm)	2502.9212
6/17/2021 23:01:47	R2105710-006	Ba (230.424 nm)	0.37	0.0808 (ppm)	2972.5660
6/17/2021 23:01:47	R2105710-006	Be (313.107 nm)	> 100.00	0.0000 (ppm)	-559.1954
6/17/2021 23:01:47	R2105710-006	Ca (317.933 nm)	0.41	74.5014 o (ppm)	2861720.9913
6/17/2021 23:01:47	R2105710-006	Cd (214.439 nm)	> 100.00	0.0000 u (ppm)	13.3235
6/17/2021 23:01:47	R2105710-006	Co (230.786 nm)	61.93	0.0007 (ppm)	17.3101
6/17/2021 23:01:47	R2105710-006	Cr (267.716 nm)	4.16	-0.0012 u (ppm)	20.9772

Date Time	Label	Element Label (nm)	%RSD	Unadjusted Conc	Intensity
6/17/2021 23:01:47	R2105710-006	Cu (327.395 nm)	11.06	0.0016 (ppm)	116.0851
6/17/2021 23:01:47	R2105710-006	Fe (234.350 nm)	98.78	-0.0003 u (ppm)	42.6113
6/17/2021 23:01:47	R2105710-006	K (766.491 nm)	0.28	1.7075 (ppm)	5356.0379
6/17/2021 23:01:47	R2105710-006	Mg (279.078 nm)	0.23	17.1073 (ppm)	38349.1783
6/17/2021 23:01:47	R2105710-006	Mn (257.610 nm)	0.99	0.0013 (ppm)	413.1080
6/17/2021 23:01:47	R2105710-006	Mo (202.032 nm)	17.75	-0.0020 u (ppm)	-2.1008
6/17/2021 23:01:47	R2105710-006	Na (588.995 nm)	0.27	109.1942 o (ppm)	4243741.5695
6/17/2021 23:01:47	R2105710-006	Ni (230.299 nm)	41.48	0.0022 (ppm)	-0.2364
6/17/2021 23:01:47	R2105710-006	Pb (220.353 nm)	> 100.00	-0.0023 u (ppm)	-2.9333
6/17/2021 23:01:47	R2105710-006	Sb (217.582 nm)	67.62	-0.0058 u (ppm)	-0.1446
6/17/2021 23:01:47	R2105710-006	Se (196.026 nm)	> 100.00	-0.0008 u (ppm)	-0.3812
6/17/2021 23:01:47	R2105710-006	Sn (189.925 nm)	> 100.00	-0.0020 u (ppm)	-2.4106
6/17/2021 23:01:47	R2105710-006	Sr (216.596 nm)	0.22	0.3472 (ppm)	2864.3289
6/17/2021 23:01:47	R2105710-006	Ti (336.122 nm)	2.56	0.0020 (ppm)	-655.6997
6/17/2021 23:01:47	R2105710-006	Tl (351.923 nm)	> 100.00	-0.0019 u (ppm)	4.1635
6/17/2021 23:01:47	R2105710-006	V (292.401 nm)	91.77	-0.0004 u (ppm)	33.9416
6/17/2021 23:01:47	R2105710-006	Y (360.074 nm)	0.26	1.00 (Ratio)	667505.87
6/17/2021 23:01:47	R2105710-006	Y_R (360.074 nm)	0.26	1.00 (Ratio)	667505.87
6/17/2021 23:01:47	R2105710-006	Zn (213.857 nm)	2.43	0.0085 (ppm)	271.2255
6/17/2021 23:05:02	R2105710-007	Ag (328.068 nm)	> 100.00	0.0000 u (ppm)	-122.7446
6/17/2021 23:05:02	R2105710-007	Al (237.312 nm)	22.59	0.0075 (ppm)	9.5905
6/17/2021 23:05:02	R2105710-007	As (188.980 nm)	83.80	-0.0025 u (ppm)	-0.7560
6/17/2021 23:05:02	R2105710-007	B (249.772 nm)	0.45	0.0500 (ppm)	2483.0600
6/17/2021 23:05:02	R2105710-007	Ba (230.424 nm)	0.08	0.0809 (ppm)	2976.8046
6/17/2021 23:05:02	R2105710-007	Be (313.107 nm)	25.67	0.0000 (ppm)	-551.3085
6/17/2021 23:05:02	R2105710-007	Ca (317.933 nm)	0.18	74.4931 o (ppm)	2861399.0149
6/17/2021 23:05:02	R2105710-007	Cd (214.439 nm)	> 100.00	-0.0001 u (ppm)	10.4395
6/17/2021 23:05:02	R2105710-007	Co (230.786 nm)	> 100.00	0.0004 u (ppm)	13.3722
6/17/2021 23:05:02	R2105710-007	Cr (267.716 nm)	9.70	-0.0009 u (ppm)	31.6058
6/17/2021 23:05:02	R2105710-007	Cu (327.395 nm)	6.26	0.0022 (ppm)	152.1966
6/17/2021 23:05:02	R2105710-007	Fe (234.350 nm)	4.95	-0.0020 u (ppm)	27.7472
6/17/2021 23:05:02	R2105710-007	K (766.491 nm)	0.13	1.7158 (ppm)	5381.6240
6/17/2021 23:05:02	R2105710-007	Mg (279.078 nm)	0.16	17.0856 (ppm)	38300.6246
6/17/2021 23:05:02	R2105710-007	Mn (257.610 nm)	12.63	0.0003 (ppm)	132.1654
6/17/2021 23:05:02	R2105710-007	Mo (202.032 nm)	53.54	-0.0016 u (ppm)	-0.3860
6/17/2021 23:05:02	R2105710-007	Na (588.995 nm)	0.10	109.0777 o (ppm)	4239199.5423
6/17/2021 23:05:02	R2105710-007	Ni (230.299 nm)	> 100.00	-0.0004 u (ppm)	-25.4553
6/17/2021 23:05:02	R2105710-007	Pb (220.353 nm)	44.12	-0.0027 u (ppm)	-3.9842
6/17/2021 23:05:02	R2105710-007	Sb (217.582 nm)	> 100.00	-0.0011 u (ppm)	5.0523
6/17/2021 23:05:02	R2105710-007	Se (196.026 nm)	> 100.00	0.0005 u (ppm)	0.3584
6/17/2021 23:05:02	R2105710-007	Sn (189.925 nm)	54.41	-0.0023 u (ppm)	-2.6431
6/17/2021 23:05:02	R2105710-007	Sr (216.596 nm)	0.54	0.3460 (ppm)	2854.3300
6/17/2021 23:05:02	R2105710-007	Ti (336.122 nm)	1.74	0.0020 (ppm)	-653.2138
6/17/2021 23:05:02	R2105710-007	Tl (351.923 nm)	69.31	0.0026 (ppm)	15.2866
6/17/2021 23:05:02	R2105710-007	V (292.401 nm)	> 100.00	0.0000 u (ppm)	45.5963
6/17/2021 23:05:02	R2105710-007	Y (360.074 nm)	0.09	1.00 (Ratio)	668788.91
6/17/2021 23:05:02	R2105710-007	Y_R (360.074 nm)	0.09	1.00 (Ratio)	668788.91
6/17/2021 23:05:02	R2105710-007	Zn (213.857 nm)	0.58	0.0185 (ppm)	620.5094
6/17/2021 23:08:17	R2105710-007L	Ag (328.068 nm)	49.33	-0.0003 u (ppm)	-142.9421
6/17/2021 23:08:17	R2105710-007L	Al (237.312 nm)	> 100.00	-0.0001 u (ppm)	-4.1788
6/17/2021 23:08:17	R2105710-007L	As (188.980 nm)	88.29	-0.0035 u (ppm)	-1.5689

Date Time	Label	Element Label (nm)	%RSD	Unadjusted Conc	Intensity
6/17/2021 23:08:17	R2105710-007L	B (249.772 nm)	0.99	0.0084 (ppm)	547.6550
6/17/2021 23:08:17	R2105710-007L	Ba (230.424 nm)	1.00	0.0162 (ppm)	600.2882
6/17/2021 23:08:17	R2105710-007L	Be (313.107 nm)	51.67	0.0000 (ppm)	-568.1365
6/17/2021 23:08:17	R2105710-007L	Ca (317.933 nm)	0.10	15.1014 (ppm)	582033.5188
6/17/2021 23:08:17	R2105710-007L	Cd (214.439 nm)	> 100.00	-0.0001 u (ppm)	11.6562
6/17/2021 23:08:17	R2105710-007L	Co (230.786 nm)	> 100.00	-0.0001 u (ppm)	8.1875
6/17/2021 23:08:17	R2105710-007L	Cr (267.716 nm)	> 100.00	-0.0002 u (ppm)	56.6159
6/17/2021 23:08:17	R2105710-007L	Cu (327.395 nm)	41.16	0.0003 (ppm)	40.2847
6/17/2021 23:08:17	R2105710-007L	Fe (234.350 nm)	38.06	-0.0006 u (ppm)	39.3646
6/17/2021 23:08:17	R2105710-007L	K (766.491 nm)	2.50	0.3195 (ppm)	1091.5551
6/17/2021 23:08:17	R2105710-007L	Mg (279.078 nm)	0.28	3.3520 (ppm)	7513.4155
6/17/2021 23:08:17	R2105710-007L	Mn (257.610 nm)	24.96	0.0000 (ppm)	76.8656
6/17/2021 23:08:17	R2105710-007L	Mo (202.032 nm)	24.90	-0.0014 u (ppm)	0.2236
6/17/2021 23:08:17	R2105710-007L	Na (588.995 nm)	0.10	22.6305 (ppm)	868585.2898
6/17/2021 23:08:17	R2105710-007L	Ni (230.299 nm)	> 100.00	0.0003 u (ppm)	-18.9529
6/17/2021 23:08:17	R2105710-007L	Pb (220.353 nm)	> 100.00	-0.0004 u (ppm)	1.3807
6/17/2021 23:08:17	R2105710-007L	Sb (217.582 nm)	> 100.00	-0.0014 u (ppm)	4.7670
6/17/2021 23:08:17	R2105710-007L	Se (196.026 nm)	> 100.00	-0.0026 u (ppm)	-1.4128
6/17/2021 23:08:17	R2105710-007L	Sn (189.925 nm)	61.37	0.0021 (ppm)	0.1465
6/17/2021 23:08:17	R2105710-007L	Sr (216.596 nm)	1.33	0.0701 (ppm)	578.9068
6/17/2021 23:08:17	R2105710-007L	Ti (336.122 nm)	46.56	-0.0002 u (ppm)	-1105.2781
6/17/2021 23:08:17	R2105710-007L	Tl (351.923 nm)	32.29	0.0045 (ppm)	20.1461
6/17/2021 23:08:17	R2105710-007L	V (292.401 nm)	70.80	-0.0002 u (ppm)	37.8367
6/17/2021 23:08:17	R2105710-007L	Y (360.074 nm)	0.23	0.99 (Ratio)	664931.07
6/17/2021 23:08:17	R2105710-007L	Y_R (360.074 nm)	0.23	0.99 (Ratio)	664931.07
6/17/2021 23:08:17	R2105710-007L	Zn (213.857 nm)	2.05	0.0032 (ppm)	84.3745
6/17/2021 23:11:32	Continuing Calibration Verification1	Ag (328.068 nm)	0.16	0.4939 (ppm)	36186.1393
6/17/2021 23:11:32	Continuing Calibration Verification1	Al (237.312 nm)	0.23	9.9544 (ppm)	18060.8992
6/17/2021 23:11:32	Continuing Calibration Verification1	As (188.980 nm)	0.50	0.9906 (ppm)	801.9584
6/17/2021 23:11:32	Continuing Calibration Verification1	B (249.772 nm)	0.32	2.5382 (ppm)	118441.6594
6/17/2021 23:11:32	Continuing Calibration Verification1	Ba (230.424 nm)	0.08	10.2025 (ppm)	375081.8328
6/17/2021 23:11:32	Continuing Calibration Verification1	Be (313.107 nm)	0.35	0.2531 (ppm)	361532.3182
6/17/2021 23:11:32	Continuing Calibration Verification1	Ca (317.933 nm)	0.50	25.3741 (ppm)	976283.0011
6/17/2021 23:11:32	Continuing Calibration Verification1	Cd (214.439 nm)	0.41	0.5000 (ppm)	9904.8833
6/17/2021 23:11:32	Continuing Calibration Verification1	Co (230.786 nm)	0.42	2.5301 (ppm)	30099.5689
6/17/2021 23:11:32	Continuing Calibration Verification1	Cr (267.716 nm)	0.33	0.5153 (ppm)	17939.2599
6/17/2021 23:11:32	Continuing Calibration Verification1	Cu (327.395 nm)	0.18	1.2385 (ppm)	72894.9622
6/17/2021 23:11:32	Continuing Calibration Verification1	Fe (234.350 nm)	0.37	5.0842 (ppm)	44269.4193
6/17/2021 23:11:32	Continuing Calibration Verification1	K (766.491 nm)	0.27	25.0347 (ppm)	77028.3202
6/17/2021 23:11:32	Continuing Calibration Verification1	Mg (279.078 nm)	0.33	25.1639 (ppm)	56410.1014
6/17/2021 23:11:32	Continuing Calibration Verification1	Mn (257.610 nm)	0.37	0.7574 (ppm)	204460.8468
6/17/2021 23:11:32	Continuing Calibration Verification1	Mo (202.032 nm)	0.51	2.5298 (ppm)	10203.1952
6/17/2021 23:11:32	Continuing Calibration Verification1	Na (588.995 nm)	0.21	25.3118 (ppm)	973130.5194
6/17/2021 23:11:32	Continuing Calibration Verification1	Ni (230.299 nm)	0.24	2.0063 (ppm)	20132.4961
6/17/2021 23:11:32	Continuing Calibration Verification1	Pb (220.353 nm)	0.36	0.5076 (ppm)	1164.2414
6/17/2021 23:11:32	Continuing Calibration Verification1	Sb (217.582 nm)	0.28	4.9449 (ppm)	5557.7876
6/17/2021 23:11:32	Continuing Calibration Verification1	Se (196.026 nm)	0.79	0.4832 (ppm)	272.9708
6/17/2021 23:11:32	Continuing Calibration Verification1	Sn (189.925 nm)	0.41	5.0238 (ppm)	3154.5110
6/17/2021 23:11:32	Continuing Calibration Verification1	Sr (216.596 nm)	0.44	2.5544 (ppm)	21067.0746
6/17/2021 23:11:32	Continuing Calibration Verification1	Ti (336.122 nm)	0.32	2.5742 (ppm)	517571.2753
6/17/2021 23:11:32	Continuing Calibration Verification1	Tl (351.923 nm)	0.54	0.9864 (ppm)	2446.7726

Date Time	Label	Element Label (nm)	%RSD	Unadjusted Conc	Intensity
6/17/2021 23:11:32	Continuing Calibration Verification1	V (292.401 nm)	0.29	2.5555 (ppm)	76128.3122
6/17/2021 23:11:32	Continuing Calibration Verification1	Y (360.074 nm)	0.08	0.98 (Ratio)	656347.96
6/17/2021 23:11:32	Continuing Calibration Verification1	Y_R (360.074 nm)	0.08	0.98 (Ratio)	656347.96
6/17/2021 23:11:32	Continuing Calibration Verification1	Zn (213.857 nm)	0.32	0.9961 (ppm)	34897.4615
6/17/2021 23:14:47	Continuing Calibration Blank1	Ag (328.068 nm)	57.19	-0.0003 u (ppm)	-141.5068
6/17/2021 23:14:47	Continuing Calibration Blank1	Al (237.312 nm)	40.08	0.0018 (ppm)	-0.6598
6/17/2021 23:14:47	Continuing Calibration Blank1	As (188.980 nm)	> 100.00	-0.0014 u (ppm)	0.1233
6/17/2021 23:14:47	Continuing Calibration Blank1	B (249.772 nm)	79.37	0.0007 (ppm)	186.8744
6/17/2021 23:14:47	Continuing Calibration Blank1	Ba (230.424 nm)	> 100.00	0.0000 u (ppm)	5.1655
6/17/2021 23:14:47	Continuing Calibration Blank1	Be (313.107 nm)	41.40	0.0000 (ppm)	-563.2301
6/17/2021 23:14:47	Continuing Calibration Blank1	Ca (317.933 nm)	6.55	0.0038 (ppm)	2608.2090
6/17/2021 23:14:47	Continuing Calibration Blank1	Cd (214.439 nm)	> 100.00	0.0001 (ppm)	15.2744
6/17/2021 23:14:47	Continuing Calibration Blank1	Co (230.786 nm)	> 100.00	-0.0001 u (ppm)	8.1071
6/17/2021 23:14:47	Continuing Calibration Blank1	Cr (267.716 nm)	> 100.00	0.0000 u (ppm)	64.2918
6/17/2021 23:14:47	Continuing Calibration Blank1	Cu (327.395 nm)	> 100.00	0.0000 u (ppm)	20.7220
6/17/2021 23:14:47	Continuing Calibration Blank1	Fe (234.350 nm)	10.51	0.0018 (ppm)	60.3759
6/17/2021 23:14:47	Continuing Calibration Blank1	K (766.491 nm)	32.31	0.0222 (ppm)	178.0133
6/17/2021 23:14:47	Continuing Calibration Blank1	Mg (279.078 nm)	> 100.00	0.0004 u (ppm)	-0.0969
6/17/2021 23:14:47	Continuing Calibration Blank1	Mn (257.610 nm)	26.20	0.0000 (ppm)	71.4451
6/17/2021 23:14:47	Continuing Calibration Blank1	Mo (202.032 nm)	> 100.00	0.0012 u (ppm)	10.7292
6/17/2021 23:14:47	Continuing Calibration Blank1	Na (588.995 nm)	11.58	0.0373 (ppm)	-12332.1314
6/17/2021 23:14:47	Continuing Calibration Blank1	Ni (230.299 nm)	78.20	-0.0003 u (ppm)	-25.0170
6/17/2021 23:14:47	Continuing Calibration Blank1	Pb (220.353 nm)	> 100.00	-0.0002 u (ppm)	1.8272
6/17/2021 23:14:47	Continuing Calibration Blank1	Sb (217.582 nm)	> 100.00	0.0004 u (ppm)	6.7498
6/17/2021 23:14:47	Continuing Calibration Blank1	Se (196.026 nm)	> 100.00	-0.0006 u (ppm)	-0.2618
6/17/2021 23:14:47	Continuing Calibration Blank1	Sn (189.925 nm)	> 100.00	-0.0008 u (ppm)	-1.6603
6/17/2021 23:14:47	Continuing Calibration Blank1	Sr (216.596 nm)	> 100.00	0.0000 u (ppm)	0.5192
6/17/2021 23:14:47	Continuing Calibration Blank1	Ti (336.122 nm)	31.98	0.0008 (ppm)	-910.3265
6/17/2021 23:14:47	Continuing Calibration Blank1	Tl (351.923 nm)	> 100.00	-0.0004 u (ppm)	7.8647
6/17/2021 23:14:47	Continuing Calibration Blank1	V (292.401 nm)	> 100.00	0.0000 u (ppm)	46.3292
6/17/2021 23:14:47	Continuing Calibration Blank1	Y (360.074 nm)	0.24	0.99 (Ratio)	661342.42
6/17/2021 23:14:47	Continuing Calibration Blank1	Y_R (360.074 nm)	0.24	0.99 (Ratio)	661342.42
6/17/2021 23:14:47	Continuing Calibration Blank1	Zn (213.857 nm)	> 100.00	-0.0001 u (ppm)	-30.0929
6/17/2021 23:18:03	R2105892-002	Ag (328.068 nm)	18.15	-0.0003 u (ppm)	-141.9465
6/17/2021 23:18:03	R2105892-002	Al (237.312 nm)	3.91	0.0691 (ppm)	121.3561
6/17/2021 23:18:03	R2105892-002	As (188.980 nm)	> 100.00	0.0002 u (ppm)	1.4391
6/17/2021 23:18:03	R2105892-002	B (249.772 nm)	0.10	0.1539 (ppm)	7325.9966
6/17/2021 23:18:03	R2105892-002	Ba (230.424 nm)	0.07	0.0784 (ppm)	2885.5447
6/17/2021 23:18:03	R2105892-002	Be (313.107 nm)	28.11	0.0000 (ppm)	-511.2081
6/17/2021 23:18:03	R2105892-002	Ca (317.933 nm)	0.15	86.3117 o (ppm)	3314980.4305
6/17/2021 23:18:03	R2105892-002	Cd (214.439 nm)	> 100.00	-0.0001 u (ppm)	11.7696
6/17/2021 23:18:03	R2105892-002	Co (230.786 nm)	3.70	0.0027 (ppm)	40.9452
6/17/2021 23:18:03	R2105892-002	Cr (267.716 nm)	6.09	-0.0058 u (ppm)	-137.8588
6/17/2021 23:18:03	R2105892-002	Cu (327.395 nm)	9.37	0.0035 (ppm)	226.6680
6/17/2021 23:18:03	R2105892-002	Fe (234.350 nm)	0.20	2.7288 (ppm)	23780.8294
6/17/2021 23:18:03	R2105892-002	K (766.491 nm)	0.27	2.6461 (ppm)	8239.7285
6/17/2021 23:18:03	R2105892-002	Mg (279.078 nm)	0.12	20.2486 (ppm)	45391.2302
6/17/2021 23:18:03	R2105892-002	Mn (257.610 nm)	0.13	10.9640 o (ppm)	2958691.8966
6/17/2021 23:18:03	R2105892-002	Mo (202.032 nm)	31.13	-0.0014 u (ppm)	0.3255
6/17/2021 23:18:03	R2105892-002	Na (588.995 nm)	0.19	38.1056 (ppm)	1471967.9664
6/17/2021 23:18:03	R2105892-002	Ni (230.299 nm)	18.80	0.0046 (ppm)	23.8673

Date Time	Label	Element Label (nm)	%RSD	Unadjusted Conc	Intensity
6/17/2021 23:18:03	R2105892-002	Pb (220.353 nm)	79.68	0.0010 (ppm)	4.4900
6/17/2021 23:18:03	R2105892-002	Sb (217.582 nm)	> 100.00	-0.0018 u (ppm)	4.2898
6/17/2021 23:18:03	R2105892-002	Se (196.026 nm)	> 100.00	0.0019 u (ppm)	1.1449
6/17/2021 23:18:03	R2105892-002	Sn (189.925 nm)	> 100.00	-0.0015 u (ppm)	-2.1029
6/17/2021 23:18:03	R2105892-002	Sr (216.596 nm)	0.21	0.1609 (ppm)	1327.7062
6/17/2021 23:18:03	R2105892-002	Ti (336.122 nm)	5.01	0.0029 (ppm)	-480.6364
6/17/2021 23:18:03	R2105892-002	Tl (351.923 nm)	> 100.00	-0.0012 u (ppm)	6.0609
6/17/2021 23:18:03	R2105892-002	V (292.401 nm)	51.37	0.0009 (ppm)	70.6662
6/17/2021 23:18:03	R2105892-002	Y (360.074 nm)	0.20	1.01 (Ratio)	673146.76
6/17/2021 23:18:03	R2105892-002	Y_R (360.074 nm)	0.20	1.01 (Ratio)	673146.76
6/17/2021 23:18:03	R2105892-002	Zn (213.857 nm)	2.12	0.0109 (ppm)	354.2559
6/17/2021 23:21:18	R2105892-003	Ag (328.068 nm)	56.60	-0.0002 u (ppm)	-134.6499
6/17/2021 23:21:18	R2105892-003	Al (237.312 nm)	18.97	0.0027 (ppm)	0.9518
6/17/2021 23:21:18	R2105892-003	As (188.980 nm)	21.94	-0.0046 u (ppm)	-2.4122
6/17/2021 23:21:18	R2105892-003	B (249.772 nm)	0.23	0.1817 (ppm)	8621.5789
6/17/2021 23:21:18	R2105892-003	Ba (230.424 nm)	0.21	0.0895 (ppm)	3292.4517
6/17/2021 23:21:18	R2105892-003	Be (313.107 nm)	> 100.00	0.0000 u (ppm)	-564.2268
6/17/2021 23:21:18	R2105892-003	Ca (317.933 nm)	0.12	126.0059 o (ppm)	4838389.0631
6/17/2021 23:21:18	R2105892-003	Cd (214.439 nm)	> 100.00	0.0000 u (ppm)	12.7095
6/17/2021 23:21:18	R2105892-003	Co (230.786 nm)	74.23	0.0004 (ppm)	14.0260
6/17/2021 23:21:18	R2105892-003	Cr (267.716 nm)	6.58	-0.0008 u (ppm)	34.6730
6/17/2021 23:21:18	R2105892-003	Cu (327.395 nm)	31.47	0.0007 (ppm)	58.6054
6/17/2021 23:21:18	R2105892-003	Fe (234.350 nm)	25.20	-0.0014 u (ppm)	32.9929
6/17/2021 23:21:18	R2105892-003	K (766.491 nm)	0.20	3.9133 (ppm)	12133.3980
6/17/2021 23:21:18	R2105892-003	Mg (279.078 nm)	0.06	17.9687 (ppm)	40280.1820
6/17/2021 23:21:18	R2105892-003	Mn (257.610 nm)	1.54	0.0004 (ppm)	174.6288
6/17/2021 23:21:18	R2105892-003	Mo (202.032 nm)	39.08	-0.0020 u (ppm)	-1.9659
6/17/2021 23:21:18	R2105892-003	Na (588.995 nm)	0.40	92.6843 o (ppm)	3600013.8151
6/17/2021 23:21:18	R2105892-003	Ni (230.299 nm)	63.18	-0.0012 u (ppm)	-33.6829
6/17/2021 23:21:18	R2105892-003	Pb (220.353 nm)	7.43	-0.0041 u (ppm)	-7.0434
6/17/2021 23:21:18	R2105892-003	Sb (217.582 nm)	54.23	-0.0026 u (ppm)	3.3940
6/17/2021 23:21:18	R2105892-003	Se (196.026 nm)	45.23	-0.0063 u (ppm)	-3.5255
6/17/2021 23:21:18	R2105892-003	Sn (189.925 nm)	> 100.00	0.0011 u (ppm)	-0.4730
6/17/2021 23:21:18	R2105892-003	Sr (216.596 nm)	0.16	0.2230 (ppm)	1839.9445
6/17/2021 23:21:18	R2105892-003	Ti (336.122 nm)	1.85	0.0026 (ppm)	-535.6850
6/17/2021 23:21:18	R2105892-003	Tl (351.923 nm)	> 100.00	-0.0026 u (ppm)	2.5852
6/17/2021 23:21:18	R2105892-003	V (292.401 nm)	92.55	-0.0003 u (ppm)	36.3591
6/17/2021 23:21:18	R2105892-003	Y (360.074 nm)	0.24	1.00 (Ratio)	666669.58
6/17/2021 23:21:18	R2105892-003	Y_R (360.074 nm)	0.24	1.00 (Ratio)	666669.58
6/17/2021 23:21:18	R2105892-003	Zn (213.857 nm)	2.23	0.0091 (ppm)	290.2615
6/17/2021 23:24:33	R2105892-004	Ag (328.068 nm)	> 100.00	-0.0001 u (ppm)	-127.2028
6/17/2021 23:24:33	R2105892-004	Al (237.312 nm)	62.04	0.0046 (ppm)	4.3143
6/17/2021 23:24:33	R2105892-004	As (188.980 nm)	59.87	-0.0038 u (ppm)	-1.7854
6/17/2021 23:24:33	R2105892-004	B (249.772 nm)	0.59	0.0985 (ppm)	4744.0432
6/17/2021 23:24:33	R2105892-004	Ba (230.424 nm)	0.19	0.0680 (ppm)	2502.8666
6/17/2021 23:24:33	R2105892-004	Be (313.107 nm)	24.99	0.0000 (ppm)	-542.2184
6/17/2021 23:24:33	R2105892-004	Ca (317.933 nm)	0.37	200.4924 o (ppm)	7697073.4092
6/17/2021 23:24:33	R2105892-004	Cd (214.439 nm)	42.80	-0.0002 u (ppm)	9.9964
6/17/2021 23:24:33	R2105892-004	Co (230.786 nm)	> 100.00	0.0000 u (ppm)	8.7665
6/17/2021 23:24:33	R2105892-004	Cr (267.716 nm)	20.83	-0.0010 u (ppm)	27.8178
6/17/2021 23:24:33	R2105892-004	Cu (327.395 nm)	73.66	0.0005 (ppm)	50.9834

Date Time	Label	Element Label (nm)	%RSD	Unadjusted Conc	Intensity
6/17/2021 23:24:33	R2105892-004	Fe (234.350 nm)	4.86	0.0039 (ppm)	78.5345
6/17/2021 23:24:33	R2105892-004	K (766.491 nm)	0.40	5.1833 (ppm)	16035.3800
6/17/2021 23:24:33	R2105892-004	Mg (279.078 nm)	0.54	43.7043 (ppm)	97972.8466
6/17/2021 23:24:33	R2105892-004	Mn (257.610 nm)	2.98	0.0011 (ppm)	371.1581
6/17/2021 23:24:33	R2105892-004	Mo (202.032 nm)	26.09	-0.0013 u (ppm)	0.9060
6/17/2021 23:24:33	R2105892-004	Na (588.995 nm)	0.32	218.1326 o (ppm)	8491294.8900
6/17/2021 23:24:33	R2105892-004	Ni (230.299 nm)	41.54	-0.0012 u (ppm)	-34.2303
6/17/2021 23:24:33	R2105892-004	Pb (220.353 nm)	70.92	-0.0016 u (ppm)	-1.3844
6/17/2021 23:24:33	R2105892-004	Sb (217.582 nm)	> 100.00	-0.0021 u (ppm)	3.9807
6/17/2021 23:24:33	R2105892-004	Se (196.026 nm)	33.73	-0.0061 u (ppm)	-3.4055
6/17/2021 23:24:33	R2105892-004	Sn (189.925 nm)	> 100.00	0.0009 u (ppm)	-0.6282
6/17/2021 23:24:33	R2105892-004	Sr (216.596 nm)	0.52	0.3345 (ppm)	2759.4288
6/17/2021 23:24:33	R2105892-004	Ti (336.122 nm)	1.01	0.0036 (ppm)	-333.2515
6/17/2021 23:24:33	R2105892-004	Tl (351.923 nm)	70.44	0.0052 (ppm)	21.7009
6/17/2021 23:24:33	R2105892-004	V (292.401 nm)	27.22	-0.0003 u (ppm)	35.4320
6/17/2021 23:24:33	R2105892-004	Y (360.074 nm)	0.36	1.00 (Ratio)	667697.04
6/17/2021 23:24:33	R2105892-004	Y_R (360.074 nm)	0.36	1.00 (Ratio)	667697.04
6/17/2021 23:24:33	R2105892-004	Zn (213.857 nm)	4.45	0.0023 (ppm)	52.9188
6/17/2021 23:27:47	R2105892-005	Ag (328.068 nm)	57.49	-0.0002 u (ppm)	-135.8872
6/17/2021 23:27:47	R2105892-005	Al (237.312 nm)	65.80	0.0050 (ppm)	5.0755
6/17/2021 23:27:47	R2105892-005	As (188.980 nm)	70.58	-0.0028 u (ppm)	-1.0196
6/17/2021 23:27:47	R2105892-005	B (249.772 nm)	0.49	0.0462 (ppm)	2308.0795
6/17/2021 23:27:47	R2105892-005	Ba (230.424 nm)	0.15	0.0972 (ppm)	3575.3207
6/17/2021 23:27:47	R2105892-005	Be (313.107 nm)	16.73	0.0000 (ppm)	-537.9008
6/17/2021 23:27:47	R2105892-005	Ca (317.933 nm)	0.22	203.0055 o (ppm)	7793522.6918
6/17/2021 23:27:47	R2105892-005	Cd (214.439 nm)	> 100.00	-0.0001 u (ppm)	11.1522
6/17/2021 23:27:47	R2105892-005	Co (230.786 nm)	99.88	-0.0005 u (ppm)	3.0204
6/17/2021 23:27:47	R2105892-005	Cr (267.716 nm)	6.04	-0.0012 u (ppm)	24.0845
6/17/2021 23:27:47	R2105892-005	Cu (327.395 nm)	> 100.00	0.0003 (ppm)	39.3856
6/17/2021 23:27:47	R2105892-005	Fe (234.350 nm)	2.77	0.0134 (ppm)	161.7729
6/17/2021 23:27:47	R2105892-005	K (766.491 nm)	0.34	3.9465 (ppm)	12235.1931
6/17/2021 23:27:47	R2105892-005	Mg (279.078 nm)	0.12	34.7611 (ppm)	77924.6054
6/17/2021 23:27:47	R2105892-005	Mn (257.610 nm)	1.91	0.0015 (ppm)	479.8857
6/17/2021 23:27:47	R2105892-005	Mo (202.032 nm)	33.10	-0.0020 u (ppm)	-2.0787
6/17/2021 23:27:47	R2105892-005	Na (588.995 nm)	0.11	42.5263 (ppm)	1644333.1387
6/17/2021 23:27:47	R2105892-005	Ni (230.299 nm)	44.58	-0.0024 u (ppm)	-45.5551
6/17/2021 23:27:47	R2105892-005	Pb (220.353 nm)	12.88	-0.0034 u (ppm)	-5.4515
6/17/2021 23:27:47	R2105892-005	Sb (217.582 nm)	65.14	-0.0044 u (ppm)	1.3219
6/17/2021 23:27:47	R2105892-005	Se (196.026 nm)	> 100.00	-0.0007 u (ppm)	-0.3328
6/17/2021 23:27:47	R2105892-005	Sn (189.925 nm)	> 100.00	-0.0003 u (ppm)	-1.3400
6/17/2021 23:27:47	R2105892-005	Sr (216.596 nm)	0.41	0.2526 (ppm)	2083.4450
6/17/2021 23:27:47	R2105892-005	Ti (336.122 nm)	3.49	0.0031 (ppm)	-444.6562
6/17/2021 23:27:47	R2105892-005	Tl (351.923 nm)	> 100.00	-0.0011 u (ppm)	6.3212
6/17/2021 23:27:47	R2105892-005	V (292.401 nm)	72.23	-0.0006 u (ppm)	26.4722
6/17/2021 23:27:47	R2105892-005	Y (360.074 nm)	0.14	0.99 (Ratio)	664213.29
6/17/2021 23:27:47	R2105892-005	Y_R (360.074 nm)	0.14	0.99 (Ratio)	664213.29
6/17/2021 23:27:47	R2105892-005	Zn (213.857 nm)	3.75	0.0043 (ppm)	123.8322
6/17/2021 23:31:02	R2105892-005L	Ag (328.068 nm)	46.01	-0.0002 u (ppm)	-138.2754
6/17/2021 23:31:02	R2105892-005L	Al (237.312 nm)	87.95	0.0019 u (ppm)	-0.6358
6/17/2021 23:31:02	R2105892-005L	As (188.980 nm)	96.13	-0.0030 u (ppm)	-1.1453
6/17/2021 23:31:02	R2105892-005L	B (249.772 nm)	1.06	0.0078 (ppm)	515.6634

Date Time	Label	Element Label (nm)	%RSD	Unadjusted Conc	Intensity
6/17/2021 23:31:02	R2105892-005L	Ba (230.424 nm)	0.83	0.0194 (ppm)	718.4909
6/17/2021 23:31:02	R2105892-005L	Be (313.107 nm)	47.51	0.0000 (ppm)	-558.9731
6/17/2021 23:31:02	R2105892-005L	Ca (317.933 nm)	0.24	42.4804 (ppm)	1632798.7331
6/17/2021 23:31:02	R2105892-005L	Cd (214.439 nm)	> 100.00	0.0002 u (ppm)	16.1048
6/17/2021 23:31:02	R2105892-005L	Co (230.786 nm)	84.72	-0.0003 u (ppm)	5.2056
6/17/2021 23:31:02	R2105892-005L	Cr (267.716 nm)	> 100.00	-0.0001 u (ppm)	59.4391
6/17/2021 23:31:02	R2105892-005L	Cu (327.395 nm)	23.35	-0.0006 u (ppm)	-13.7812
6/17/2021 23:31:02	R2105892-005L	Fe (234.350 nm)	14.44	0.0028 (ppm)	69.4277
6/17/2021 23:31:02	R2105892-005L	K (766.491 nm)	1.16	0.7436 (ppm)	2394.5024
6/17/2021 23:31:02	R2105892-005L	Mg (279.078 nm)	0.14	6.8030 (ppm)	15249.6638
6/17/2021 23:31:02	R2105892-005L	Mn (257.610 nm)	2.17	0.0003 (ppm)	154.0641
6/17/2021 23:31:02	R2105892-005L	Mo (202.032 nm)	28.58	-0.0013 u (ppm)	0.6830
6/17/2021 23:31:02	R2105892-005L	Na (588.995 nm)	0.20	8.4997 (ppm)	317620.7603
6/17/2021 23:31:02	R2105892-005L	Ni (230.299 nm)	> 100.00	0.0000 u (ppm)	-21.3816
6/17/2021 23:31:02	R2105892-005L	Pb (220.353 nm)	> 100.00	-0.0008 u (ppm)	0.4464
6/17/2021 23:31:02	R2105892-005L	Sb (217.582 nm)	> 100.00	-0.0015 u (ppm)	4.6446
6/17/2021 23:31:02	R2105892-005L	Se (196.026 nm)	> 100.00	-0.0013 u (ppm)	-0.6871
6/17/2021 23:31:02	R2105892-005L	Sn (189.925 nm)	> 100.00	-0.0011 u (ppm)	-1.8965
6/17/2021 23:31:02	R2105892-005L	Sr (216.596 nm)	2.99	0.0513 (ppm)	423.3803
6/17/2021 23:31:02	R2105892-005L	Ti (336.122 nm)	52.89	-0.0001 u (ppm)	-1072.8626
6/17/2021 23:31:02	R2105892-005L	Tl (351.923 nm)	75.92	-0.0040 u (ppm)	-1.0263
6/17/2021 23:31:02	R2105892-005L	V (292.401 nm)	> 100.00	-0.0001 u (ppm)	41.8950
6/17/2021 23:31:02	R2105892-005L	Y (360.074 nm)	0.19	1.00 (Ratio)	667421.30
6/17/2021 23:31:02	R2105892-005L	Y_R (360.074 nm)	0.19	1.00 (Ratio)	667421.30
6/17/2021 23:31:02	R2105892-005L	Zn (213.857 nm)	12.52	0.0007 (ppm)	-1.8323
6/17/2021 23:34:16	R2105898-001	Ag (328.068 nm)	75.45	-0.0003 u (ppm)	-141.8842
6/17/2021 23:34:16	R2105898-001	Al (237.312 nm)	30.81	0.0096 (ppm)	13.3492
6/17/2021 23:34:16	R2105898-001	As (188.980 nm)	99.60	-0.0022 u (ppm)	-0.4619
6/17/2021 23:34:16	R2105898-001	B (249.772 nm)	0.19	0.2670 (ppm)	12595.9994
6/17/2021 23:34:16	R2105898-001	Ba (230.424 nm)	0.61	0.0377 (ppm)	1389.6074
6/17/2021 23:34:16	R2105898-001	Be (313.107 nm)	90.47	0.0000 (ppm)	-552.2554
6/17/2021 23:34:16	R2105898-001	Ca (317.933 nm)	0.12	78.2842 o (ppm)	3006899.4319
6/17/2021 23:34:16	R2105898-001	Cd (214.439 nm)	> 100.00	-0.0001 u (ppm)	11.1233
6/17/2021 23:34:16	R2105898-001	Co (230.786 nm)	> 100.00	0.0001 u (ppm)	9.8717
6/17/2021 23:34:16	R2105898-001	Cr (267.716 nm)	4.47	0.0036 (ppm)	187.8108
6/17/2021 23:34:16	R2105898-001	Cu (327.395 nm)	92.11	0.0006 (ppm)	56.1530
6/17/2021 23:34:16	R2105898-001	Fe (234.350 nm)	23.24	0.0012 (ppm)	55.7230
6/17/2021 23:34:16	R2105898-001	K (766.491 nm)	0.35	3.2903 (ppm)	10218.9660
6/17/2021 23:34:16	R2105898-001	Mg (279.078 nm)	0.16	57.7902 o (ppm)	129550.0290
6/17/2021 23:34:16	R2105898-001	Mn (257.610 nm)	7.40	0.0001 (ppm)	97.6248
6/17/2021 23:34:16	R2105898-001	Mo (202.032 nm)	6.73	0.0095 (ppm)	44.5243
6/17/2021 23:34:16	R2105898-001	Na (588.995 nm)	0.23	84.2036 o (ppm)	3269347.2021
6/17/2021 23:34:16	R2105898-001	Ni (230.299 nm)	14.32	0.0041 (ppm)	19.2451
6/17/2021 23:34:16	R2105898-001	Pb (220.353 nm)	46.75	-0.0032 u (ppm)	-5.0295
6/17/2021 23:34:16	R2105898-001	Sb (217.582 nm)	> 100.00	-0.0021 u (ppm)	4.0042
6/17/2021 23:34:16	R2105898-001	Se (196.026 nm)	83.51	0.0041 (ppm)	2.3483
6/17/2021 23:34:16	R2105898-001	Sn (189.925 nm)	> 100.00	-0.0021 u (ppm)	-2.4667
6/17/2021 23:34:16	R2105898-001	Sr (216.596 nm)	0.63	2.4638 (ppm)	20319.4524
6/17/2021 23:34:16	R2105898-001	Ti (336.122 nm)	1.82	0.0020 (ppm)	-649.8278
6/17/2021 23:34:16	R2105898-001	Tl (351.923 nm)	56.64	0.0027 (ppm)	15.6499
6/17/2021 23:34:16	R2105898-001	V (292.401 nm)	5.69	0.0027 (ppm)	124.6082

Date Time	Label	Element Label (nm)	%RSD	Unadjusted Conc	Intensity
6/17/2021 23:34:16	R2105898-001	Y (360.074 nm)	0.32	0.99 (Ratio)	661627.44
6/17/2021 23:34:16	R2105898-001	Y_R (360.074 nm)	0.32	0.99 (Ratio)	661627.44
6/17/2021 23:34:16	R2105898-001	Zn (213.857 nm)	1.79	0.0150 (ppm)	498.3687
6/17/2021 23:37:31	R2105898-006	Ag (328.068 nm)	> 100.00	0.0000 u (ppm)	-124.1933
6/17/2021 23:37:31	R2105898-006	Al (237.312 nm)	23.66	0.0066 (ppm)	7.9195
6/17/2021 23:37:31	R2105898-006	As (188.980 nm)	37.16	-0.0020 u (ppm)	-0.2987
6/17/2021 23:37:31	R2105898-006	B (249.772 nm)	0.13	0.0628 (ppm)	3082.4075
6/17/2021 23:37:31	R2105898-006	Ba (230.424 nm)	0.65	0.0298 (ppm)	1100.6371
6/17/2021 23:37:31	R2105898-006	Be (313.107 nm)	63.66	0.0000 (ppm)	-545.5677
6/17/2021 23:37:31	R2105898-006	Ca (317.933 nm)	0.27	98.8905 o (ppm)	3797737.8505
6/17/2021 23:37:31	R2105898-006	Cd (214.439 nm)	> 100.00	-0.0001 u (ppm)	11.7208
6/17/2021 23:37:31	R2105898-006	Co (230.786 nm)	> 100.00	0.0002 u (ppm)	11.0276
6/17/2021 23:37:31	R2105898-006	Cr (267.716 nm)	44.56	-0.0006 u (ppm)	44.4720
6/17/2021 23:37:31	R2105898-006	Cu (327.395 nm)	56.51	-0.0009 u (ppm)	-33.6839
6/17/2021 23:37:31	R2105898-006	Fe (234.350 nm)	> 100.00	0.0006 u (ppm)	50.0876
6/17/2021 23:37:31	R2105898-006	K (766.491 nm)	0.10	3.7047 (ppm)	11492.4366
6/17/2021 23:37:31	R2105898-006	Mg (279.078 nm)	0.08	61.7221 o (ppm)	138364.2748
6/17/2021 23:37:31	R2105898-006	Mn (257.610 nm)	5.54	0.0002 (ppm)	113.5672
6/17/2021 23:37:31	R2105898-006	Mo (202.032 nm)	11.64	0.0065 (ppm)	32.2060
6/17/2021 23:37:31	R2105898-006	Na (588.995 nm)	0.19	39.9978 (ppm)	1545743.8452
6/17/2021 23:37:31	R2105898-006	Ni (230.299 nm)	7.99	-0.0084 u (ppm)	-105.8759
6/17/2021 23:37:31	R2105898-006	Pb (220.353 nm)	34.57	-0.0033 u (ppm)	-5.3772
6/17/2021 23:37:31	R2105898-006	Sb (217.582 nm)	55.67	-0.0052 u (ppm)	0.5064
6/17/2021 23:37:31	R2105898-006	Se (196.026 nm)	> 100.00	0.0018 u (ppm)	1.0848
6/17/2021 23:37:31	R2105898-006	Sn (189.925 nm)	> 100.00	0.0000 u (ppm)	-1.2041
6/17/2021 23:37:31	R2105898-006	Sr (216.596 nm)	0.47	2.5476 (ppm)	21010.5389
6/17/2021 23:37:31	R2105898-006	Ti (336.122 nm)	2.61	0.0021 (ppm)	-643.2786
6/17/2021 23:37:31	R2105898-006	Tl (351.923 nm)	> 100.00	-0.0018 u (ppm)	4.6203
6/17/2021 23:37:31	R2105898-006	V (292.401 nm)	7.29	0.0026 (ppm)	122.2204
6/17/2021 23:37:31	R2105898-006	Y (360.074 nm)	0.17	0.99 (Ratio)	661137.87
6/17/2021 23:37:31	R2105898-006	Y_R (360.074 nm)	0.17	0.99 (Ratio)	661137.87
6/17/2021 23:37:31	R2105898-006	Zn (213.857 nm)	2.91	0.0021 (ppm)	46.7869
6/17/2021 23:40:45	R2105898-007	Ag (328.068 nm)	> 100.00	-0.0001 u (ppm)	-128.0112
6/17/2021 23:40:45	R2105898-007	Al (237.312 nm)	8.52	0.0355 (ppm)	60.4696
6/17/2021 23:40:45	R2105898-007	As (188.980 nm)	99.20	-0.0037 u (ppm)	-1.7030
6/17/2021 23:40:45	R2105898-007	B (249.772 nm)	0.22	0.0597 (ppm)	2934.1023
6/17/2021 23:40:45	R2105898-007	Ba (230.424 nm)	0.62	0.0206 (ppm)	761.4503
6/17/2021 23:40:45	R2105898-007	Be (313.107 nm)	40.93	0.0000 (ppm)	-561.4638
6/17/2021 23:40:45	R2105898-007	Ca (317.933 nm)	0.25	107.5240 o (ppm)	4129078.8203
6/17/2021 23:40:45	R2105898-007	Cd (214.439 nm)	15.29	-0.0002 u (ppm)	8.3417
6/17/2021 23:40:45	R2105898-007	Co (230.786 nm)	> 100.00	-0.0002 u (ppm)	5.8692
6/17/2021 23:40:45	R2105898-007	Cr (267.716 nm)	> 100.00	-0.0001 u (ppm)	60.5555
6/17/2021 23:40:45	R2105898-007	Cu (327.395 nm)	68.87	-0.0009 u (ppm)	-30.9484
6/17/2021 23:40:45	R2105898-007	Fe (234.350 nm)	0.71	0.0243 (ppm)	256.5173
6/17/2021 23:40:45	R2105898-007	K (766.491 nm)	0.32	2.9700 (ppm)	9234.8842
6/17/2021 23:40:45	R2105898-007	Mg (279.078 nm)	0.29	60.3893 o (ppm)	135376.4270
6/17/2021 23:40:45	R2105898-007	Mn (257.610 nm)	6.25	0.0006 (ppm)	237.6184
6/17/2021 23:40:45	R2105898-007	Mo (202.032 nm)	8.21	0.0059 (ppm)	29.8321
6/17/2021 23:40:45	R2105898-007	Na (588.995 nm)	0.34	37.3496 (ppm)	1442490.4159
6/17/2021 23:40:45	R2105898-007	Ni (230.299 nm)	11.35	-0.0078 u (ppm)	-100.1088
6/17/2021 23:40:45	R2105898-007	Pb (220.353 nm)	10.37	-0.0039 u (ppm)	-6.6487

Date Time	Label	Element Label (nm)	%RSD	Unadjusted Conc	Intensity
6/17/2021 23:40:45	R2105898-007	Sb (217.582 nm)	48.48	-0.0068 u (ppm)	-1.2917
6/17/2021 23:40:45	R2105898-007	Se (196.026 nm)	> 100.00	-0.0001 u (ppm)	-0.0100
6/17/2021 23:40:45	R2105898-007	Sn (189.925 nm)	> 100.00	-0.0004 u (ppm)	-1.4584
6/17/2021 23:40:45	R2105898-007	Sr (216.596 nm)	0.33	2.3716 (ppm)	19559.2654
6/17/2021 23:40:45	R2105898-007	Ti (336.122 nm)	1.81	0.0030 (ppm)	-466.7184
6/17/2021 23:40:45	R2105898-007	Tl (351.923 nm)	> 100.00	-0.0009 u (ppm)	6.6392
6/17/2021 23:40:45	R2105898-007	V (292.401 nm)	17.64	0.0015 (ppm)	88.3923
6/17/2021 23:40:45	R2105898-007	Y (360.074 nm)	0.49	0.99 (Ratio)	662255.36
6/17/2021 23:40:45	R2105898-007	Y_R (360.074 nm)	0.49	0.99 (Ratio)	662255.36
6/17/2021 23:40:45	R2105898-007	Zn (213.857 nm)	1.13	0.0022 (ppm)	51.2666
6/17/2021 23:44:01	R2105917-002	Ag (328.068 nm)	63.06	-0.0002 u (ppm)	-134.2711
6/17/2021 23:44:01	R2105917-002	Al (237.312 nm)	63.89	0.0040 (ppm)	3.3361
6/17/2021 23:44:01	R2105917-002	As (188.980 nm)	80.50	-0.0052 u (ppm)	-2.9409
6/17/2021 23:44:01	R2105917-002	B (249.772 nm)	0.39	0.0661 (ppm)	3232.6378
6/17/2021 23:44:01	R2105917-002	Ba (230.424 nm)	0.22	0.1599 (ppm)	5881.3812
6/17/2021 23:44:01	R2105917-002	Be (313.107 nm)	63.31	0.0000 (ppm)	-559.0100
6/17/2021 23:44:01	R2105917-002	Ca (317.933 nm)	0.30	81.7013 o (ppm)	3138042.1091
6/17/2021 23:44:01	R2105917-002	Cd (214.439 nm)	38.77	-0.0001 u (ppm)	11.4495
6/17/2021 23:44:01	R2105917-002	Co (230.786 nm)	> 100.00	0.0002 u (ppm)	11.7621
6/17/2021 23:44:01	R2105917-002	Cr (267.716 nm)	20.64	-0.0011 u (ppm)	27.2787
6/17/2021 23:44:01	R2105917-002	Cu (327.395 nm)	15.55	0.0012 (ppm)	88.0268
6/17/2021 23:44:01	R2105917-002	Fe (234.350 nm)	0.37	0.0248 (ppm)	260.9974
6/17/2021 23:44:01	R2105917-002	K (766.491 nm)	0.22	1.4914 (ppm)	4691.9929
6/17/2021 23:44:01	R2105917-002	Mg (279.078 nm)	0.25	10.6595 (ppm)	23894.8945
6/17/2021 23:44:01	R2105917-002	Mn (257.610 nm)	0.22	0.0146 (ppm)	4013.5077
6/17/2021 23:44:01	R2105917-002	Mo (202.032 nm)	22.88	-0.0012 u (ppm)	1.1286
6/17/2021 23:44:01	R2105917-002	Na (588.995 nm)	0.37	121.3909 o (ppm)	4719293.2978
6/17/2021 23:44:01	R2105917-002	Ni (230.299 nm)	16.28	-0.0023 u (ppm)	-45.2158
6/17/2021 23:44:01	R2105917-002	Pb (220.353 nm)	64.13	-0.0036 u (ppm)	-5.9606
6/17/2021 23:44:01	R2105917-002	Sb (217.582 nm)	> 100.00	-0.0002 u (ppm)	6.1147
6/17/2021 23:44:01	R2105917-002	Se (196.026 nm)	96.30	-0.0032 u (ppm)	-1.7275
6/17/2021 23:44:01	R2105917-002	Sn (189.925 nm)	54.83	-0.0025 u (ppm)	-2.7456
6/17/2021 23:44:01	R2105917-002	Sr (216.596 nm)	0.38	0.6574 (ppm)	5421.8422
6/17/2021 23:44:01	R2105917-002	Ti (336.122 nm)	1.47	0.0017 (ppm)	-716.3424
6/17/2021 23:44:01	R2105917-002	Tl (351.923 nm)	53.54	0.0019 (ppm)	13.5777
6/17/2021 23:44:01	R2105917-002	V (292.401 nm)	> 100.00	0.0000 u (ppm)	44.3571
6/17/2021 23:44:01	R2105917-002	Y (360.074 nm)	0.25	0.99 (Ratio)	662312.20
6/17/2021 23:44:01	R2105917-002	Y_R (360.074 nm)	0.25	0.99 (Ratio)	662312.20
6/17/2021 23:44:01	R2105917-002	Zn (213.857 nm)	0.81	0.0023 (ppm)	54.3088
6/17/2021 23:47:15	R2105940-001	Ag (328.068 nm)	> 100.00	-0.0001 u (ppm)	-127.6627
6/17/2021 23:47:15	R2105940-001	Al (237.312 nm)	4.05	0.0331 (ppm)	56.1123
6/17/2021 23:47:15	R2105940-001	As (188.980 nm)	> 100.00	-0.0012 u (ppm)	0.3366
6/17/2021 23:47:15	R2105940-001	B (249.772 nm)	0.21	0.3487 (ppm)	16404.1201
6/17/2021 23:47:15	R2105940-001	Ba (230.424 nm)	0.17	1.1542 (ppm)	42436.5660
6/17/2021 23:47:15	R2105940-001	Be (313.107 nm)	> 100.00	0.0000 u (ppm)	-564.9618
6/17/2021 23:47:15	R2105940-001	Ca (317.933 nm)	0.13	74.6536 o (ppm)	2867560.9925
6/17/2021 23:47:15	R2105940-001	Cd (214.439 nm)	> 100.00	-0.0001 u (ppm)	10.2892
6/17/2021 23:47:15	R2105940-001	Co (230.786 nm)	> 100.00	-0.0001 u (ppm)	7.4747
6/17/2021 23:47:15	R2105940-001	Cr (267.716 nm)	11.42	-0.0012 u (ppm)	21.7910
6/17/2021 23:47:15	R2105940-001	Cu (327.395 nm)	3.24	0.0181 (ppm)	1083.3525
6/17/2021 23:47:15	R2105940-001	Fe (234.350 nm)	0.18	0.5608 (ppm)	4923.0144

Date Time	Label	Element Label (nm)	%RSD	Unadjusted Conc	Intensity
6/17/2021 23:47:15	R2105940-001	K (766.491 nm)	0.15	3.1713 (ppm)	9853.5397
6/17/2021 23:47:15	R2105940-001	Mg (279.078 nm)	0.14	31.9384 (ppm)	71596.8370
6/17/2021 23:47:15	R2105940-001	Mn (257.610 nm)	0.22	0.0773 (ppm)	20918.3442
6/17/2021 23:47:15	R2105940-001	Mo (202.032 nm)	94.60	-0.0006 u (ppm)	3.5167
6/17/2021 23:47:15	R2105940-001	Na (588.995 nm)	0.45	45.2717 (ppm)	1751374.7584
6/17/2021 23:47:15	R2105940-001	Ni (230.299 nm)	11.53	-0.0062 u (ppm)	-83.9584
6/17/2021 23:47:15	R2105940-001	Pb (220.353 nm)	> 100.00	-0.0012 u (ppm)	-0.4627
6/17/2021 23:47:15	R2105940-001	Sb (217.582 nm)	63.14	-0.0047 u (ppm)	1.0798
6/17/2021 23:47:15	R2105940-001	Se (196.026 nm)	> 100.00	-0.0003 u (ppm)	-0.1058
6/17/2021 23:47:15	R2105940-001	Sn (189.925 nm)	> 100.00	-0.0005 u (ppm)	-1.4881
6/17/2021 23:47:15	R2105940-001	Sr (216.596 nm)	0.45	3.5516 (ppm)	29290.8598
6/17/2021 23:47:15	R2105940-001	Ti (336.122 nm)	3.32	0.0027 (ppm)	-517.3071
6/17/2021 23:47:15	R2105940-001	Tl (351.923 nm)	> 100.00	0.0012 u (ppm)	11.8193
6/17/2021 23:47:15	R2105940-001	V (292.401 nm)	> 100.00	0.0000 u (ppm)	43.7718
6/17/2021 23:47:15	R2105940-001	Y (360.074 nm)	0.38	0.99 (Ratio)	661959.00
6/17/2021 23:47:15	R2105940-001	Y_R (360.074 nm)	0.38	0.99 (Ratio)	661959.00
6/17/2021 23:47:15	R2105940-001	Zn (213.857 nm)	1.06	0.0486 (ppm)	1676.1394
6/17/2021 23:50:30	Continuing Calibration Verification1	Ag (328.068 nm)	0.32	0.4954 (ppm)	36294.7200
6/17/2021 23:50:30	Continuing Calibration Verification1	Al (237.312 nm)	0.17	9.9783 (ppm)	18104.2773
6/17/2021 23:50:30	Continuing Calibration Verification1	As (188.980 nm)	0.58	0.9903 (ppm)	801.6504
6/17/2021 23:50:30	Continuing Calibration Verification1	B (249.772 nm)	0.42	2.5461 (ppm)	118808.3938
6/17/2021 23:50:30	Continuing Calibration Verification1	Ba (230.424 nm)	0.45	10.2061 (ppm)	375213.8816
6/17/2021 23:50:30	Continuing Calibration Verification1	Be (313.107 nm)	0.36	0.2541 (ppm)	362981.5541
6/17/2021 23:50:30	Continuing Calibration Verification1	Ca (317.933 nm)	0.33	25.4936 (ppm)	980868.1384
6/17/2021 23:50:30	Continuing Calibration Verification1	Cd (214.439 nm)	0.45	0.5016 (ppm)	9935.0734
6/17/2021 23:50:30	Continuing Calibration Verification1	Co (230.786 nm)	0.37	2.5375 (ppm)	30187.6346
6/17/2021 23:50:30	Continuing Calibration Verification1	Cr (267.716 nm)	0.37	0.5146 (ppm)	17916.5160
6/17/2021 23:50:30	Continuing Calibration Verification1	Cu (327.395 nm)	0.23	1.2432 (ppm)	73173.0550
6/17/2021 23:50:30	Continuing Calibration Verification1	Fe (234.350 nm)	0.37	5.0867 (ppm)	44290.7666
6/17/2021 23:50:30	Continuing Calibration Verification1	K (766.491 nm)	0.20	25.1478 (ppm)	77375.6932
6/17/2021 23:50:30	Continuing Calibration Verification1	Mg (279.078 nm)	0.30	25.1897 (ppm)	56467.8522
6/17/2021 23:50:30	Continuing Calibration Verification1	Mn (257.610 nm)	0.38	0.7587 (ppm)	204804.8379
6/17/2021 23:50:30	Continuing Calibration Verification1	Mo (202.032 nm)	0.52	2.5334 (ppm)	10218.0046
6/17/2021 23:50:30	Continuing Calibration Verification1	Na (588.995 nm)	0.07	25.4061 (ppm)	976809.7166
6/17/2021 23:50:30	Continuing Calibration Verification1	Ni (230.299 nm)	0.41	2.0072 (ppm)	20141.8775
6/17/2021 23:50:30	Continuing Calibration Verification1	Pb (220.353 nm)	0.34	0.5082 (ppm)	1165.4734
6/17/2021 23:50:30	Continuing Calibration Verification1	Sb (217.582 nm)	0.44	4.9599 (ppm)	5574.7253
6/17/2021 23:50:30	Continuing Calibration Verification1	Se (196.026 nm)	0.98	0.4805 (ppm)	271.4670
6/17/2021 23:50:30	Continuing Calibration Verification1	Sn (189.925 nm)	0.42	5.0219 (ppm)	3153.3205
6/17/2021 23:50:30	Continuing Calibration Verification1	Sr (216.596 nm)	0.60	2.5532 (ppm)	21057.0710
6/17/2021 23:50:30	Continuing Calibration Verification1	Ti (336.122 nm)	0.33	2.5762 (ppm)	517978.2345
6/17/2021 23:50:30	Continuing Calibration Verification1	Tl (351.923 nm)	0.50	0.9862 (ppm)	2446.1625
6/17/2021 23:50:30	Continuing Calibration Verification1	V (292.401 nm)	0.36	2.5573 (ppm)	76180.2405
6/17/2021 23:50:30	Continuing Calibration Verification1	Y (360.074 nm)	0.17	0.98 (Ratio)	653562.83
6/17/2021 23:50:30	Continuing Calibration Verification1	Y_R (360.074 nm)	0.17	0.98 (Ratio)	653562.83
6/17/2021 23:50:30	Continuing Calibration Verification1	Zn (213.857 nm)	0.36	0.9963 (ppm)	34904.2420
6/17/2021 23:53:45	Continuing Calibration Blank1	Ag (328.068 nm)	> 100.00	-0.0002 u (ppm)	-135.1117
6/17/2021 23:53:45	Continuing Calibration Blank1	Al (237.312 nm)	> 100.00	0.0010 u (ppm)	-2.2438
6/17/2021 23:53:45	Continuing Calibration Blank1	As (188.980 nm)	45.23	-0.0035 u (ppm)	-1.5539
6/17/2021 23:53:45	Continuing Calibration Blank1	B (249.772 nm)	79.82	0.0008 (ppm)	192.1059
6/17/2021 23:53:45	Continuing Calibration Blank1	Ba (230.424 nm)	66.31	0.0001 (ppm)	7.0798

Date Time	Label	Element Label (nm)	%RSD	Unadjusted Conc	Intensity
6/17/2021 23:53:45	Continuing Calibration Blank1	Be (313.107 nm)	> 100.00	0.0000 u (ppm)	-571.7703
6/17/2021 23:53:45	Continuing Calibration Blank1	Ca (317.933 nm)	2.53	0.0031 (ppm)	2581.9357
6/17/2021 23:53:45	Continuing Calibration Blank1	Cd (214.439 nm)	> 100.00	0.0000 u (ppm)	13.9850
6/17/2021 23:53:45	Continuing Calibration Blank1	Co (230.786 nm)	> 100.00	0.0001 u (ppm)	10.0678
6/17/2021 23:53:45	Continuing Calibration Blank1	Cr (267.716 nm)	> 100.00	0.0001 u (ppm)	66.7790
6/17/2021 23:53:45	Continuing Calibration Blank1	Cu (327.395 nm)	> 100.00	0.0003 u (ppm)	35.1661
6/17/2021 23:53:45	Continuing Calibration Blank1	Fe (234.350 nm)	19.76	0.0015 (ppm)	57.7455
6/17/2021 23:53:45	Continuing Calibration Blank1	K (766.491 nm)	67.37	0.0205 (ppm)	172.8817
6/17/2021 23:53:45	Continuing Calibration Blank1	Mg (279.078 nm)	> 100.00	0.0009 u (ppm)	0.9693
6/17/2021 23:53:45	Continuing Calibration Blank1	Mn (257.610 nm)	34.70	0.0000 (ppm)	68.7338
6/17/2021 23:53:45	Continuing Calibration Blank1	Mo (202.032 nm)	> 100.00	0.0005 u (ppm)	8.0524
6/17/2021 23:53:45	Continuing Calibration Blank1	Na (588.995 nm)	9.08	0.0360 (ppm)	-12381.7667
6/17/2021 23:53:45	Continuing Calibration Blank1	Ni (230.299 nm)	> 100.00	-0.0001 u (ppm)	-22.4810
6/17/2021 23:53:45	Continuing Calibration Blank1	Pb (220.353 nm)	76.72	-0.0008 u (ppm)	0.4253
6/17/2021 23:53:45	Continuing Calibration Blank1	Sb (217.582 nm)	> 100.00	-0.0019 u (ppm)	4.1282
6/17/2021 23:53:45	Continuing Calibration Blank1	Se (196.026 nm)	> 100.00	0.0005 u (ppm)	0.3311
6/17/2021 23:53:45	Continuing Calibration Blank1	Sn (189.925 nm)	> 100.00	0.0008 u (ppm)	-0.6817
6/17/2021 23:53:45	Continuing Calibration Blank1	Sr (216.596 nm)	> 100.00	-0.0001 u (ppm)	0.0992
6/17/2021 23:53:45	Continuing Calibration Blank1	Ti (336.122 nm)	15.62	0.0008 (ppm)	-905.8359
6/17/2021 23:53:45	Continuing Calibration Blank1	Tl (351.923 nm)	> 100.00	-0.0001 u (ppm)	8.6976
6/17/2021 23:53:45	Continuing Calibration Blank1	V (292.401 nm)	> 100.00	0.0001 (ppm)	48.2381
6/17/2021 23:53:45	Continuing Calibration Blank1	Y (360.074 nm)	0.12	0.99 (Ratio)	660103.77
6/17/2021 23:53:45	Continuing Calibration Blank1	Y_R (360.074 nm)	0.12	0.99 (Ratio)	660103.77
6/17/2021 23:53:45	Continuing Calibration Blank1	Zn (213.857 nm)	29.52	-0.0002 u (ppm)	-34.7459
6/17/2021 23:56:59	R2105940-002	Ag (328.068 nm)	> 100.00	-0.0001 u (ppm)	-129.9260
6/17/2021 23:56:59	R2105940-002	Al (237.312 nm)	58.90	0.0060 (ppm)	6.8767
6/17/2021 23:56:59	R2105940-002	As (188.980 nm)	> 100.00	-0.0009 u (ppm)	0.5482
6/17/2021 23:56:59	R2105940-002	B (249.772 nm)	0.66	0.0366 (ppm)	1859.8967
6/17/2021 23:56:59	R2105940-002	Ba (230.424 nm)	0.11	0.0819 (ppm)	3013.2526
6/17/2021 23:56:59	R2105940-002	Be (313.107 nm)	29.40	0.0000 (ppm)	-556.8101
6/17/2021 23:56:59	R2105940-002	Ca (317.933 nm)	0.37	139.7750 o (ppm)	5366827.1066
6/17/2021 23:56:59	R2105940-002	Cd (214.439 nm)	> 100.00	-0.0001 u (ppm)	10.9738
6/17/2021 23:56:59	R2105940-002	Co (230.786 nm)	54.59	0.0003 (ppm)	12.9244
6/17/2021 23:56:59	R2105940-002	Cr (267.716 nm)	14.31	-0.0015 u (ppm)	10.9087
6/17/2021 23:56:59	R2105940-002	Cu (327.395 nm)	23.49	-0.0010 u (ppm)	-40.7079
6/17/2021 23:56:59	R2105940-002	Fe (234.350 nm)	0.46	0.7421 (ppm)	6500.1629
6/17/2021 23:56:59	R2105940-002	K (766.491 nm)	0.46	2.9499 (ppm)	9173.1757
6/17/2021 23:56:59	R2105940-002	Mg (279.078 nm)	0.32	51.0142 (ppm)	114359.9040
6/17/2021 23:56:59	R2105940-002	Mn (257.610 nm)	0.30	0.2897 (ppm)	78251.0898
6/17/2021 23:56:59	R2105940-002	Mo (202.032 nm)	14.38	0.0017 (ppm)	13.0232
6/17/2021 23:56:59	R2105940-002	Na (588.995 nm)	0.30	34.8216 (ppm)	1343923.9622
6/17/2021 23:56:59	R2105940-002	Ni (230.299 nm)	20.28	-0.0031 u (ppm)	-52.5177
6/17/2021 23:56:59	R2105940-002	Pb (220.353 nm)	87.91	-0.0022 u (ppm)	-2.7776
6/17/2021 23:56:59	R2105940-002	Sb (217.582 nm)	29.46	-0.0034 u (ppm)	2.4541
6/17/2021 23:56:59	R2105940-002	Se (196.026 nm)	38.99	-0.0081 u (ppm)	-4.5463
6/17/2021 23:56:59	R2105940-002	Sn (189.925 nm)	> 100.00	-0.0013 u (ppm)	-1.9767
6/17/2021 23:56:59	R2105940-002	Sr (216.596 nm)	0.45	1.4175 (ppm)	11690.9945
6/17/2021 23:56:59	R2105940-002	Ti (336.122 nm)	2.21	0.0026 (ppm)	-536.9781
6/17/2021 23:56:59	R2105940-002	Tl (351.923 nm)	54.90	0.0050 (ppm)	21.4078
6/17/2021 23:56:59	R2105940-002	V (292.401 nm)	> 100.00	-0.0002 u (ppm)	39.1116
6/17/2021 23:56:59	R2105940-002	Y (360.074 nm)	0.24	0.99 (Ratio)	658541.95

Date Time	Label	Element Label (nm)	%RSD	Unadjusted Conc	Intensity
6/17/2021 23:56:59	R2105940-002	Y_R (360.074 nm)	0.24	0.99 (Ratio)	658541.95
6/17/2021 23:56:59	R2105940-002	Zn (213.857 nm)	1.73	0.0027 (ppm)	66.5060
6/18/2021 00:00:14	R2105940-003	Ag (328.068 nm)	> 100.00	-0.0001 u (ppm)	-126.7689
6/18/2021 00:00:14	R2105940-003	Al (237.312 nm)	4.34	0.0355 (ppm)	60.4562
6/18/2021 00:00:14	R2105940-003	As (188.980 nm)	57.55	-0.0040 u (ppm)	-1.9429
6/18/2021 00:00:14	R2105940-003	B (249.772 nm)	0.08	0.2724 (ppm)	12846.6139
6/18/2021 00:00:14	R2105940-003	Ba (230.424 nm)	0.24	0.0602 (ppm)	2215.1038
6/18/2021 00:00:14	R2105940-003	Be (313.107 nm)	76.76	0.0000 (ppm)	-552.6512
6/18/2021 00:00:14	R2105940-003	Ca (317.933 nm)	0.09	227.5896 o (ppm)	8737024.6637
6/18/2021 00:00:14	R2105940-003	Cd (214.439 nm)	53.55	-0.0002 u (ppm)	9.3507
6/18/2021 00:00:14	R2105940-003	Co (230.786 nm)	> 100.00	0.0000 u (ppm)	9.0282
6/18/2021 00:00:14	R2105940-003	Cr (267.716 nm)	6.60	-0.0012 u (ppm)	23.4661
6/18/2021 00:00:14	R2105940-003	Cu (327.395 nm)	28.15	-0.0007 u (ppm)	-21.7684
6/18/2021 00:00:14	R2105940-003	Fe (234.350 nm)	0.18	4.7928 (ppm)	41734.8512
6/18/2021 00:00:14	R2105940-003	K (766.491 nm)	0.10	8.3517 (ppm)	25770.0396
6/18/2021 00:00:14	R2105940-003	Mg (279.078 nm)	0.07	140.8844 o (ppm)	315826.0486
6/18/2021 00:00:14	R2105940-003	Mn (257.610 nm)	0.11	0.5543 (ppm)	149649.4926
6/18/2021 00:00:14	R2105940-003	Mo (202.032 nm)	68.11	-0.0007 u (ppm)	3.1209
6/18/2021 00:00:14	R2105940-003	Na (588.995 nm)	0.19	57.6724 o (ppm)	2234883.2425
6/18/2021 00:00:14	R2105940-003	Ni (230.299 nm)	21.42	-0.0060 u (ppm)	-82.0948
6/18/2021 00:00:14	R2105940-003	Pb (220.353 nm)	16.78	-0.0036 u (ppm)	-5.8996
6/18/2021 00:00:14	R2105940-003	Sb (217.582 nm)	22.54	-0.0021 u (ppm)	3.9387
6/18/2021 00:00:14	R2105940-003	Se (196.026 nm)	> 100.00	-0.0031 u (ppm)	-1.6725
6/18/2021 00:00:14	R2105940-003	Sn (189.925 nm)	56.01	-0.0010 u (ppm)	-1.8302
6/18/2021 00:00:14	R2105940-003	Sr (216.596 nm)	1.04	10.4060 o (ppm)	85818.7888
6/18/2021 00:00:14	R2105940-003	Ti (336.122 nm)	2.02	0.0033 (ppm)	-389.1049
6/18/2021 00:00:14	R2105940-003	Tl (351.923 nm)	> 100.00	0.0068 (ppm)	25.8041
6/18/2021 00:00:14	R2105940-003	V (292.401 nm)	67.91	-0.0004 u (ppm)	32.0545
6/18/2021 00:00:14	R2105940-003	Y (360.074 nm)	0.41	0.98 (Ratio)	652544.67
6/18/2021 00:00:14	R2105940-003	Y_R (360.074 nm)	0.41	0.98 (Ratio)	652544.67
6/18/2021 00:00:14	R2105940-003	Zn (213.857 nm)	1.23	0.0028 (ppm)	71.4957
6/18/2021 00:03:30	R2105940-004	Ag (328.068 nm)	53.15	-0.0001 u (ppm)	-132.7053
6/18/2021 00:03:30	R2105940-004	Al (237.312 nm)	0.43	0.6244 (ppm)	1129.1443
6/18/2021 00:03:30	R2105940-004	As (188.980 nm)	> 100.00	0.0010 u (ppm)	2.1031
6/18/2021 00:03:30	R2105940-004	B (249.772 nm)	0.14	0.3706 (ppm)	17424.4119
6/18/2021 00:03:30	R2105940-004	Ba (230.424 nm)	0.26	0.1349 (ppm)	4962.9226
6/18/2021 00:03:30	R2105940-004	Be (313.107 nm)	15.29	0.0000 (ppm)	-514.0102
6/18/2021 00:03:30	R2105940-004	Ca (317.933 nm)	0.20	163.0466 o (ppm)	6259958.1032
6/18/2021 00:03:30	R2105940-004	Cd (214.439 nm)	60.49	-0.0002 u (ppm)	8.1693
6/18/2021 00:03:30	R2105940-004	Co (230.786 nm)	61.26	0.0007 (ppm)	17.4322
6/18/2021 00:03:30	R2105940-004	Cr (267.716 nm)	32.26	-0.0005 u (ppm)	46.8036
6/18/2021 00:03:30	R2105940-004	Cu (327.395 nm)	77.38	0.0006 (ppm)	53.6376
6/18/2021 00:03:30	R2105940-004	Fe (234.350 nm)	0.17	3.5735 (ppm)	31128.3213
6/18/2021 00:03:30	R2105940-004	K (766.491 nm)	0.21	12.8889 (ppm)	39710.6709
6/18/2021 00:03:30	R2105940-004	Mg (279.078 nm)	0.19	67.2904 o (ppm)	150846.9610
6/18/2021 00:03:30	R2105940-004	Mn (257.610 nm)	0.10	0.5479 (ppm)	147919.1552
6/18/2021 00:03:30	R2105940-004	Mo (202.032 nm)	> 100.00	0.0004 u (ppm)	7.8115
6/18/2021 00:03:30	R2105940-004	Na (588.995 nm)	0.61	66.8712 o (ppm)	2593547.7533
6/18/2021 00:03:30	R2105940-004	Ni (230.299 nm)	> 100.00	-0.0001 u (ppm)	-22.6649
6/18/2021 00:03:30	R2105940-004	Pb (220.353 nm)	44.73	-0.0015 u (ppm)	-1.2413
6/18/2021 00:03:30	R2105940-004	Sb (217.582 nm)	56.70	-0.0052 u (ppm)	0.4293

Date Time	Label	Element Label (nm)	%RSD	Unadjusted Conc	Intensity
6/18/2021 00:03:30	R2105940-004	Se (196.026 nm)	> 100.00	-0.0005 u (ppm)	-0.2217
6/18/2021 00:03:30	R2105940-004	Sn (189.925 nm)	> 100.00	-0.0018 u (ppm)	-2.3384
6/18/2021 00:03:30	R2105940-004	Sr (216.596 nm)	0.11	6.0599 o (ppm)	49976.5015
6/18/2021 00:03:30	R2105940-004	Ti (336.122 nm)	1.70	0.0227 (ppm)	3518.9980
6/18/2021 00:03:30	R2105940-004	Tl (351.923 nm)	> 100.00	0.0015 u (ppm)	12.7624
6/18/2021 00:03:30	R2105940-004	V (292.401 nm)	8.58	0.0014 (ppm)	86.9665
6/18/2021 00:03:30	R2105940-004	Y (360.074 nm)	0.30	0.99 (Ratio)	660011.74
6/18/2021 00:03:30	R2105940-004	Y_R (360.074 nm)	0.30	0.99 (Ratio)	660011.74
6/18/2021 00:03:30	R2105940-004	Zn (213.857 nm)	3.82	0.0047 (ppm)	138.6764
6/18/2021 00:06:45	R2105940-005	Ag (328.068 nm)	> 100.00	-0.0001 u (ppm)	-127.3033
6/18/2021 00:06:45	R2105940-005	Al (237.312 nm)	36.42	0.0044 (ppm)	3.8972
6/18/2021 00:06:45	R2105940-005	As (188.980 nm)	7.38	0.0120 (ppm)	10.9842
6/18/2021 00:06:45	R2105940-005	B (249.772 nm)	0.13	0.5326 (ppm)	24976.7310
6/18/2021 00:06:45	R2105940-005	Ba (230.424 nm)	0.30	0.1220 (ppm)	4490.3393
6/18/2021 00:06:45	R2105940-005	Be (313.107 nm)	23.03	0.0000 (ppm)	-534.0087
6/18/2021 00:06:45	R2105940-005	Ca (317.933 nm)	0.16	181.1791 o (ppm)	6955857.0098
6/18/2021 00:06:45	R2105940-005	Cd (214.439 nm)	> 100.00	0.0001 u (ppm)	14.4335
6/18/2021 00:06:45	R2105940-005	Co (230.786 nm)	64.03	0.0005 (ppm)	14.1789
6/18/2021 00:06:45	R2105940-005	Cr (267.716 nm)	11.12	-0.0013 u (ppm)	20.0608
6/18/2021 00:06:45	R2105940-005	Cu (327.395 nm)	5.08	0.0111 (ppm)	673.9128
6/18/2021 00:06:45	R2105940-005	Fe (234.350 nm)	0.15	5.9130 (ppm)	51478.2039
6/18/2021 00:06:45	R2105940-005	K (766.491 nm)	0.35	5.7672 (ppm)	17829.2497
6/18/2021 00:06:45	R2105940-005	Mg (279.078 nm)	0.10	80.8779 o (ppm)	181306.6794
6/18/2021 00:06:45	R2105940-005	Mn (257.610 nm)	0.17	0.3995 (ppm)	107863.7268
6/18/2021 00:06:45	R2105940-005	Mo (202.032 nm)	19.13	0.0043 (ppm)	23.3490
6/18/2021 00:06:45	R2105940-005	Na (588.995 nm)	0.12	38.4026 (ppm)	1483548.3223
6/18/2021 00:06:45	R2105940-005	Ni (230.299 nm)	4.61	-0.0098 u (ppm)	-120.1696
6/18/2021 00:06:45	R2105940-005	Pb (220.353 nm)	23.26	-0.0043 u (ppm)	-7.7120
6/18/2021 00:06:45	R2105940-005	Sb (217.582 nm)	94.12	-0.0041 u (ppm)	1.7354
6/18/2021 00:06:45	R2105940-005	Se (196.026 nm)	92.49	-0.0036 u (ppm)	-1.9699
6/18/2021 00:06:45	R2105940-005	Sn (189.925 nm)	99.50	-0.0014 u (ppm)	-2.0392
6/18/2021 00:06:45	R2105940-005	Sr (216.596 nm)	0.82	10.2793 o (ppm)	84773.9035
6/18/2021 00:06:45	R2105940-005	Ti (336.122 nm)	0.61	0.0026 (ppm)	-536.7007
6/18/2021 00:06:45	R2105940-005	Tl (351.923 nm)	> 100.00	0.0007 u (ppm)	10.6740
6/18/2021 00:06:45	R2105940-005	V (292.401 nm)	53.17	0.0005 (ppm)	60.7004
6/18/2021 00:06:45	R2105940-005	Y (360.074 nm)	0.26	0.98 (Ratio)	656816.77
6/18/2021 00:06:45	R2105940-005	Y_R (360.074 nm)	0.26	0.98 (Ratio)	656816.77
6/18/2021 00:06:45	R2105940-005	Zn (213.857 nm)	0.49	0.0197 (ppm)	663.9343
6/18/2021 00:10:00	R2105940-005S	Ag (328.068 nm)	0.45	0.0511 (ppm)	3635.4857
6/18/2021 00:10:00	R2105940-005S	Al (237.312 nm)	0.24	2.0688 (ppm)	3750.3408
6/18/2021 00:10:00	R2105940-005S	As (188.980 nm)	5.93	0.0530 (ppm)	44.1126
6/18/2021 00:10:00	R2105940-005S	B (249.772 nm)	0.42	1.5653 (ppm)	73099.3561
6/18/2021 00:10:00	R2105940-005S	Ba (230.424 nm)	0.84	2.1739 (ppm)	79922.8391
6/18/2021 00:10:00	R2105940-005S	Be (313.107 nm)	0.45	0.0505 (ppm)	71726.9050
6/18/2021 00:10:00	R2105940-005S	Ca (317.933 nm)	0.64	180.0275 o (ppm)	6911659.3356
6/18/2021 00:10:00	R2105940-005S	Cd (214.439 nm)	0.58	0.0492 (ppm)	986.3812
6/18/2021 00:10:00	R2105940-005S	Co (230.786 nm)	0.33	0.4958 (ppm)	5905.0904
6/18/2021 00:10:00	R2105940-005S	Cr (267.716 nm)	0.46	0.2036 (ppm)	7126.5087
6/18/2021 00:10:00	R2105940-005S	Cu (327.395 nm)	0.38	0.2704 (ppm)	15930.2801
6/18/2021 00:10:00	R2105940-005S	Fe (234.350 nm)	0.47	6.8439 (ppm)	59575.7885
6/18/2021 00:10:00	R2105940-005S	K (766.491 nm)	0.28	26.8093 (ppm)	82480.5804

Date Time	Label	Element Label (nm)	%RSD	Unadjusted Conc	Intensity
6/18/2021 00:10:00	R2105940-005S	Mg (279.078 nm)	0.43	82.2758 o (ppm)	184440.3168
6/18/2021 00:10:00	R2105940-005S	Mn (257.610 nm)	0.38	0.8989 (ppm)	242641.7239
6/18/2021 00:10:00	R2105940-005S	Mo (202.032 nm)	0.78	0.5077 (ppm)	2052.3612
6/18/2021 00:10:00	R2105940-005S	Na (588.995 nm)	0.31	57.4646 o (ppm)	2226783.7068
6/18/2021 00:10:00	R2105940-005S	Ni (230.299 nm)	0.20	0.4858 (ppm)	4858.5638
6/18/2021 00:10:00	R2105940-005S	Pb (220.353 nm)	0.31	0.5023 (ppm)	1151.9324
6/18/2021 00:10:00	R2105940-005S	Sb (217.582 nm)	0.90	0.5041 (ppm)	572.2161
6/18/2021 00:10:00	R2105940-005S	Se (196.026 nm)	0.79	1.0340 (ppm)	584.0701
6/18/2021 00:10:00	R2105940-005S	Sn (189.925 nm)	0.23	5.0357 (ppm)	3161.9539
6/18/2021 00:10:00	R2105940-005S	Sr (216.596 nm)	0.37	12.0835 o (ppm)	99653.4992
6/18/2021 00:10:00	R2105940-005S	Ti (336.122 nm)	0.41	0.5231 (ppm)	104326.8181
6/18/2021 00:10:00	R2105940-005S	Tl (351.923 nm)	0.49	2.0453 (ppm)	5063.5649
6/18/2021 00:10:00	R2105940-005S	V (292.401 nm)	0.46	0.5087 (ppm)	15188.5600
6/18/2021 00:10:00	R2105940-005S	Y (360.074 nm)	0.29	0.98 (Ratio)	656053.77
6/18/2021 00:10:00	R2105940-005S	Y_R (360.074 nm)	0.29	0.98 (Ratio)	656053.77
6/18/2021 00:10:00	R2105940-005S	Zn (213.857 nm)	0.80	0.5299 (ppm)	18552.7813
6/18/2021 00:13:15	R2105940-005SD	Ag (328.068 nm)	0.63	0.0511 (ppm)	3635.1186
6/18/2021 00:13:15	R2105940-005SD	Al (237.312 nm)	0.24	2.0763 (ppm)	3763.9257
6/18/2021 00:13:15	R2105940-005SD	As (188.980 nm)	3.78	0.0484 (ppm)	40.3928
6/18/2021 00:13:15	R2105940-005SD	B (249.772 nm)	0.27	1.5680 (ppm)	73225.2153
6/18/2021 00:13:15	R2105940-005SD	Ba (230.424 nm)	0.37	2.1608 (ppm)	79440.5805
6/18/2021 00:13:15	R2105940-005SD	Be (313.107 nm)	0.31	0.0505 (ppm)	71718.0712
6/18/2021 00:13:15	R2105940-005SD	Ca (317.933 nm)	0.18	180.9677 o (ppm)	6947745.6181
6/18/2021 00:13:15	R2105940-005SD	Cd (214.439 nm)	0.75	0.0495 (ppm)	992.8621
6/18/2021 00:13:15	R2105940-005SD	Co (230.786 nm)	0.52	0.4975 (ppm)	5925.1864
6/18/2021 00:13:15	R2105940-005SD	Cr (267.716 nm)	0.31	0.2039 (ppm)	7136.2677
6/18/2021 00:13:15	R2105940-005SD	Cu (327.395 nm)	0.36	0.2698 (ppm)	15892.8738
6/18/2021 00:13:15	R2105940-005SD	Fe (234.350 nm)	0.26	6.8879 (ppm)	59958.3319
6/18/2021 00:13:15	R2105940-005SD	K (766.491 nm)	0.28	26.9098 (ppm)	82789.5307
6/18/2021 00:13:15	R2105940-005SD	Mg (279.078 nm)	0.22	82.5570 o (ppm)	185070.6962
6/18/2021 00:13:15	R2105940-005SD	Mn (257.610 nm)	0.26	0.9019 (ppm)	243450.3235
6/18/2021 00:13:15	R2105940-005SD	Mo (202.032 nm)	0.24	0.5105 (ppm)	2063.8645
6/18/2021 00:13:15	R2105940-005SD	Na (588.995 nm)	0.37	57.7226 o (ppm)	2236841.9593
6/18/2021 00:13:15	R2105940-005SD	Ni (230.299 nm)	0.31	0.4836 (ppm)	4836.2521
6/18/2021 00:13:15	R2105940-005SD	Pb (220.353 nm)	0.22	0.5020 (ppm)	1151.2587
6/18/2021 00:13:15	R2105940-005SD	Sb (217.582 nm)	0.96	0.5115 (ppm)	580.6094
6/18/2021 00:13:15	R2105940-005SD	Se (196.026 nm)	0.87	1.0312 (ppm)	582.5071
6/18/2021 00:13:15	R2105940-005SD	Sn (189.925 nm)	0.34	5.0337 (ppm)	3160.7269
6/18/2021 00:13:15	R2105940-005SD	Sr (216.596 nm)	0.06	12.1274 o (ppm)	100015.5331
6/18/2021 00:13:15	R2105940-005SD	Ti (336.122 nm)	0.25	0.5249 (ppm)	104687.4093
6/18/2021 00:13:15	R2105940-005SD	Tl (351.923 nm)	0.12	2.0582 (ppm)	5095.4185
6/18/2021 00:13:15	R2105940-005SD	V (292.401 nm)	0.17	0.5088 (ppm)	15194.1100
6/18/2021 00:13:15	R2105940-005SD	Y (360.074 nm)	0.49	0.99 (Ratio)	659328.04
6/18/2021 00:13:15	R2105940-005SD	Y_R (360.074 nm)	0.49	0.99 (Ratio)	659328.04
6/18/2021 00:13:15	R2105940-005SD	Zn (213.857 nm)	0.25	0.5237 (ppm)	18335.1174
6/18/2021 00:16:30	R2105940-005A	Ag (328.068 nm)	0.49	0.0483 (ppm)	3427.5595
6/18/2021 00:16:30	R2105940-005A	Al (237.312 nm)	0.25	1.9590 (ppm)	3551.2260
6/18/2021 00:16:30	R2105940-005A	As (188.980 nm)	4.14	0.0491 (ppm)	40.9744
6/18/2021 00:16:30	R2105940-005A	B (249.772 nm)	0.14	1.5082 (ppm)	70439.9100
6/18/2021 00:16:30	R2105940-005A	Ba (230.424 nm)	0.26	2.0581 (ppm)	75666.3330
6/18/2021 00:16:30	R2105940-005A	Be (313.107 nm)	0.08	0.0478 (ppm)	67817.9033

Date Time	Label	Element Label (nm)	%RSD	Unadjusted Conc	Intensity
6/18/2021 00:16:30	R2105940-005A	Ca (317.933 nm)	0.21	177.1458 o (ppm)	6801063.6467
6/18/2021 00:16:30	R2105940-005A	Cd (214.439 nm)	0.35	0.0468 (ppm)	938.8446
6/18/2021 00:16:30	R2105940-005A	Co (230.786 nm)	0.12	0.4677 (ppm)	5571.6889
6/18/2021 00:16:30	R2105940-005A	Cr (267.716 nm)	0.12	0.1929 (ppm)	6755.1259
6/18/2021 00:16:30	R2105940-005A	Cu (327.395 nm)	0.32	0.2550 (ppm)	15026.6296
6/18/2021 00:16:30	R2105940-005A	Fe (234.350 nm)	0.05	6.6760 (ppm)	58115.4152
6/18/2021 00:16:30	R2105940-005A	K (766.491 nm)	0.31	25.5482 (ppm)	78605.9841
6/18/2021 00:16:30	R2105940-005A	Mg (279.078 nm)	0.05	80.5479 o (ppm)	180566.8472
6/18/2021 00:16:30	R2105940-005A	Mn (257.610 nm)	0.05	0.8646 (ppm)	233388.7262
6/18/2021 00:16:30	R2105940-005A	Mo (202.032 nm)	0.40	0.4793 (ppm)	1938.1419
6/18/2021 00:16:30	R2105940-005A	Na (588.995 nm)	0.35	55.7014 o (ppm)	2158032.6066
6/18/2021 00:16:30	R2105940-005A	Ni (230.299 nm)	0.22	0.4544 (ppm)	4542.9174
6/18/2021 00:16:30	R2105940-005A	Pb (220.353 nm)	0.20	0.4749 (ppm)	1089.3888
6/18/2021 00:16:30	R2105940-005A	Sb (217.582 nm)	0.62	0.4774 (ppm)	542.2374
6/18/2021 00:16:30	R2105940-005A	Se (196.026 nm)	1.06	0.9607 (ppm)	542.6433
6/18/2021 00:16:30	R2105940-005A	Sn (189.925 nm)	0.50	4.7365 (ppm)	2974.0255
6/18/2021 00:16:30	R2105940-005A	Sr (216.596 nm)	0.38	11.6747 o (ppm)	96281.9036
6/18/2021 00:16:30	R2105940-005A	Tl (336.122 nm)	0.18	0.4946 (ppm)	98596.7043
6/18/2021 00:16:30	R2105940-005A	Tl (351.923 nm)	0.17	1.9363 (ppm)	4794.2153
6/18/2021 00:16:30	R2105940-005A	V (292.401 nm)	0.04	0.4813 (ppm)	14372.9574
6/18/2021 00:16:30	R2105940-005A	Y (360.074 nm)	0.25	0.99 (Ratio)	658396.05
6/18/2021 00:16:30	R2105940-005A	Y_R (360.074 nm)	0.25	0.99 (Ratio)	658396.05
6/18/2021 00:16:30	R2105940-005A	Zn (213.857 nm)	0.29	0.4948 (ppm)	17323.0104
6/18/2021 00:19:45	R2105940-005L	Ag (328.068 nm)	57.88	-0.0002 u (ppm)	-132.8441
6/18/2021 00:19:45	R2105940-005L	Al (237.312 nm)	> 100.00	-0.0003 u (ppm)	-4.5639
6/18/2021 00:19:45	R2105940-005L	As (188.980 nm)	44.41	-0.0015 u (ppm)	0.0390
6/18/2021 00:19:45	R2105940-005L	B (249.772 nm)	0.55	0.1047 (ppm)	5031.4779
6/18/2021 00:19:45	R2105940-005L	Ba (230.424 nm)	0.34	0.0249 (ppm)	918.7478
6/18/2021 00:19:45	R2105940-005L	Be (313.107 nm)	18.74	0.0000 (ppm)	-550.6536
6/18/2021 00:19:45	R2105940-005L	Ca (317.933 nm)	0.35	37.7506 (ppm)	1451274.8635
6/18/2021 00:19:45	R2105940-005L	Cd (214.439 nm)	> 100.00	0.0000 u (ppm)	12.6934
6/18/2021 00:19:45	R2105940-005L	Co (230.786 nm)	> 100.00	-0.0002 u (ppm)	6.8530
6/18/2021 00:19:45	R2105940-005L	Cr (267.716 nm)	65.88	-0.0003 u (ppm)	54.3213
6/18/2021 00:19:45	R2105940-005L	Cu (327.395 nm)	5.31	0.0018 (ppm)	128.6237
6/18/2021 00:19:45	R2105940-005L	Fe (234.350 nm)	0.28	1.2018 (ppm)	10498.8215
6/18/2021 00:19:45	R2105940-005L	K (766.491 nm)	0.79	1.1222 (ppm)	3557.7405
6/18/2021 00:19:45	R2105940-005L	Mg (279.078 nm)	0.37	15.7021 (ppm)	35199.1442
6/18/2021 00:19:45	R2105940-005L	Mn (257.610 nm)	0.34	0.0817 (ppm)	22101.1807
6/18/2021 00:19:45	R2105940-005L	Mo (202.032 nm)	> 100.00	0.0007 u (ppm)	8.8183
6/18/2021 00:19:45	R2105940-005L	Na (588.995 nm)	0.33	7.6445 (ppm)	284276.0668
6/18/2021 00:19:45	R2105940-005L	Ni (230.299 nm)	25.85	-0.0016 u (ppm)	-38.4370
6/18/2021 00:19:45	R2105940-005L	Pb (220.353 nm)	90.11	-0.0019 u (ppm)	-2.1363
6/18/2021 00:19:45	R2105940-005L	Sb (217.582 nm)	29.14	-0.0022 u (ppm)	3.8440
6/18/2021 00:19:45	R2105940-005L	Se (196.026 nm)	60.02	0.0032 (ppm)	1.8503
6/18/2021 00:19:45	R2105940-005L	Sn (189.925 nm)	> 100.00	-0.0005 u (ppm)	-1.4642
6/18/2021 00:19:45	R2105940-005L	Sr (216.596 nm)	0.24	2.1190 (ppm)	17476.2273
6/18/2021 00:19:45	R2105940-005L	Tl (336.122 nm)	8.12	0.0004 (ppm)	-976.2811
6/18/2021 00:19:45	R2105940-005L	Tl (351.923 nm)	99.95	0.0036 u (ppm)	17.7812
6/18/2021 00:19:45	R2105940-005L	V (292.401 nm)	> 100.00	0.0000 u (ppm)	43.6882
6/18/2021 00:19:45	R2105940-005L	Y (360.074 nm)	0.40	1.00 (Ratio)	665995.47
6/18/2021 00:19:45	R2105940-005L	Y_R (360.074 nm)	0.40	1.00 (Ratio)	665995.47

Date Time	Label	Element Label (nm)	%RSD	Unadjusted Conc	Intensity
6/18/2021 00:19:45	R2105940-005L	Zn (213.857 nm)	3.86	0.0035 (ppm)	95.1036
6/18/2021 00:23:01	Continuing Calibration Verification1	Ag (328.068 nm)	0.24	0.4934 (ppm)	36148.3246
6/18/2021 00:23:01	Continuing Calibration Verification1	Al (237.312 nm)	0.09	9.9671 (ppm)	18083.9401
6/18/2021 00:23:01	Continuing Calibration Verification1	As (188.980 nm)	0.45	0.9782 (ppm)	791.8683
6/18/2021 00:23:01	Continuing Calibration Verification1	B (249.772 nm)	0.28	2.5290 (ppm)	118009.2544
6/18/2021 00:23:01	Continuing Calibration Verification1	Ba (230.424 nm)	0.42	10.2283 (ppm)	376027.5299
6/18/2021 00:23:01	Continuing Calibration Verification1	Be (313.107 nm)	0.19	0.2518 (ppm)	359632.4016
6/18/2021 00:23:01	Continuing Calibration Verification1	Ca (317.933 nm)	0.63	25.3516 (ppm)	975421.6827
6/18/2021 00:23:01	Continuing Calibration Verification1	Cd (214.439 nm)	0.50	0.4985 (ppm)	9874.1216
6/18/2021 00:23:01	Continuing Calibration Verification1	Co (230.786 nm)	0.35	2.5205 (ppm)	29985.7628
6/18/2021 00:23:01	Continuing Calibration Verification1	Cr (267.716 nm)	0.38	0.5121 (ppm)	17829.2239
6/18/2021 00:23:01	Continuing Calibration Verification1	Cu (327.395 nm)	0.16	1.2398 (ppm)	72970.2664
6/18/2021 00:23:01	Continuing Calibration Verification1	Fe (234.350 nm)	0.31	5.0696 (ppm)	44141.8339
6/18/2021 00:23:01	Continuing Calibration Verification1	K (766.491 nm)	0.21	24.8906 (ppm)	76585.3006
6/18/2021 00:23:01	Continuing Calibration Verification1	Mg (279.078 nm)	0.33	25.0154 (ppm)	56077.0735
6/18/2021 00:23:01	Continuing Calibration Verification1	Mn (257.610 nm)	0.43	0.7555 (ppm)	203946.2734
6/18/2021 00:23:01	Continuing Calibration Verification1	Mo (202.032 nm)	0.58	2.5272 (ppm)	10192.6882
6/18/2021 00:23:01	Continuing Calibration Verification1	Na (588.995 nm)	0.31	25.0499 (ppm)	962920.2009
6/18/2021 00:23:01	Continuing Calibration Verification1	Ni (230.299 nm)	0.36	1.9912 (ppm)	19980.7894
6/18/2021 00:23:01	Continuing Calibration Verification1	Pb (220.353 nm)	0.94	0.5027 (ppm)	1153.0187
6/18/2021 00:23:01	Continuing Calibration Verification1	Sb (217.582 nm)	0.21	4.9432 (ppm)	5555.9457
6/18/2021 00:23:01	Continuing Calibration Verification1	Se (196.026 nm)	0.88	0.4813 (ppm)	271.8720
6/18/2021 00:23:01	Continuing Calibration Verification1	Sn (189.925 nm)	0.54	5.0007 (ppm)	3140.0216
6/18/2021 00:23:01	Continuing Calibration Verification1	Sr (216.596 nm)	0.78	2.5335 (ppm)	20894.4816
6/18/2021 00:23:01	Continuing Calibration Verification1	Ti (336.122 nm)	0.32	2.5738 (ppm)	517496.8333
6/18/2021 00:23:01	Continuing Calibration Verification1	Tl (351.923 nm)	0.32	0.9849 (ppm)	2443.1006
6/18/2021 00:23:01	Continuing Calibration Verification1	V (292.401 nm)	0.31	2.5422 (ppm)	75732.3555
6/18/2021 00:23:01	Continuing Calibration Verification1	Y (360.074 nm)	0.10	0.99 (Ratio)	660346.40
6/18/2021 00:23:01	Continuing Calibration Verification1	Y_R (360.074 nm)	0.10	0.99 (Ratio)	660346.40
6/18/2021 00:23:01	Continuing Calibration Verification1	Zn (213.857 nm)	0.26	0.9885 (ppm)	34632.2536
6/18/2021 00:26:16	Continuing Calibration Blank1	Ag (328.068 nm)	41.25	-0.0003 u (ppm)	-142.0757
6/18/2021 00:26:16	Continuing Calibration Blank1	Al (237.312 nm)	61.78	-0.0016 u (ppm)	-6.9104
6/18/2021 00:26:16	Continuing Calibration Blank1	As (188.980 nm)	62.71	-0.0028 u (ppm)	-0.9687
6/18/2021 00:26:16	Continuing Calibration Blank1	B (249.772 nm)	34.16	0.0017 (ppm)	231.2191
6/18/2021 00:26:16	Continuing Calibration Blank1	Ba (230.424 nm)	> 100.00	0.0000 u (ppm)	4.9988
6/18/2021 00:26:16	Continuing Calibration Blank1	Be (313.107 nm)	21.64	0.0000 (ppm)	-560.6748
6/18/2021 00:26:16	Continuing Calibration Blank1	Ca (317.933 nm)	4.37	0.0032 (ppm)	2582.7854
6/18/2021 00:26:16	Continuing Calibration Blank1	Cd (214.439 nm)	59.42	0.0002 (ppm)	16.5492
6/18/2021 00:26:16	Continuing Calibration Blank1	Co (230.786 nm)	> 100.00	-0.0001 u (ppm)	7.9297
6/18/2021 00:26:16	Continuing Calibration Blank1	Cr (267.716 nm)	> 100.00	0.0001 u (ppm)	67.8477
6/18/2021 00:26:16	Continuing Calibration Blank1	Cu (327.395 nm)	53.17	-0.0004 u (ppm)	-1.8770
6/18/2021 00:26:16	Continuing Calibration Blank1	Fe (234.350 nm)	36.41	0.0015 (ppm)	57.7649
6/18/2021 00:26:16	Continuing Calibration Blank1	K (766.491 nm)	21.23	0.0405 (ppm)	234.3271
6/18/2021 00:26:16	Continuing Calibration Blank1	Mg (279.078 nm)	> 100.00	0.0001 u (ppm)	-0.7545
6/18/2021 00:26:16	Continuing Calibration Blank1	Mn (257.610 nm)	65.46	0.0000 (ppm)	74.4947
6/18/2021 00:26:16	Continuing Calibration Blank1	Mo (202.032 nm)	94.43	0.0008 (ppm)	9.4554
6/18/2021 00:26:16	Continuing Calibration Blank1	Na (588.995 nm)	14.09	0.0313 (ppm)	-12565.0605
6/18/2021 00:26:16	Continuing Calibration Blank1	Ni (230.299 nm)	> 100.00	-0.0001 u (ppm)	-22.6103
6/18/2021 00:26:16	Continuing Calibration Blank1	Pb (220.353 nm)	> 100.00	0.0002 u (ppm)	2.7318
6/18/2021 00:26:16	Continuing Calibration Blank1	Sb (217.582 nm)	> 100.00	0.0004 u (ppm)	6.8055
6/18/2021 00:26:16	Continuing Calibration Blank1	Se (196.026 nm)	> 100.00	0.0031 u (ppm)	1.8305

Date Time	Label	Element Label (nm)	%RSD	Unadjusted Conc	Intensity
6/18/2021 00:26:16	Continuing Calibration Blank1	Sn (189.925 nm)	> 100.00	-0.0005 u (ppm)	-1.4680
6/18/2021 00:26:16	Continuing Calibration Blank1	Sr (216.596 nm)	> 100.00	-0.0001 u (ppm)	-0.4361
6/18/2021 00:26:16	Continuing Calibration Blank1	Ti (336.122 nm)	24.61	0.0008 (ppm)	-895.0480
6/18/2021 00:26:16	Continuing Calibration Blank1	Tl (351.923 nm)	61.37	0.0042 (ppm)	19.2702
6/18/2021 00:26:16	Continuing Calibration Blank1	V (292.401 nm)	59.55	0.0002 (ppm)	49.9085
6/18/2021 00:26:16	Continuing Calibration Blank1	Y (360.074 nm)	0.18	1.00 (Ratio)	665619.11
6/18/2021 00:26:16	Continuing Calibration Blank1	Y_R (360.074 nm)	0.18	1.00 (Ratio)	665619.11
6/18/2021 00:26:16	Continuing Calibration Blank1	Zn (213.857 nm)	> 100.00	-0.0001 u (ppm)	-29.4574
6/18/2021 00:29:31	Contract Required Detection Limit	Ag (328.068 nm)	3.19	0.0098 (ppm)	596.6285
6/18/2021 00:29:31	Contract Required Detection Limit	Al (237.312 nm)	1.36	0.1981 (ppm)	355.4813
6/18/2021 00:29:31	Contract Required Detection Limit	As (188.980 nm)	12.50	0.0156 R (ppm) 78%	13.9262 R
6/18/2021 00:29:31	Contract Required Detection Limit	B (249.772 nm)	0.11	0.1984 (ppm)	9398.4243
6/18/2021 00:29:31	Contract Required Detection Limit	Ba (230.424 nm)	0.08	0.2103 (ppm)	7736.2968
6/18/2021 00:29:31	Contract Required Detection Limit	Be (313.107 nm)	0.19	0.0051 (ppm)	6753.9909
6/18/2021 00:29:31	Contract Required Detection Limit	Ca (317.933 nm)	0.07	1.0300 (ppm)	41990.3022
6/18/2021 00:29:31	Contract Required Detection Limit	Cd (214.439 nm)	2.00	0.0104 (ppm)	219.3986
6/18/2021 00:29:31	Contract Required Detection Limit	Co (230.786 nm)	1.33	0.0519 (ppm)	626.1322
6/18/2021 00:29:31	Contract Required Detection Limit	Cr (267.716 nm)	1.67	0.0092 (ppm)	382.6776
6/18/2021 00:29:31	Contract Required Detection Limit	Cu (327.395 nm)	0.62	0.0239 (ppm)	1424.7398
6/18/2021 00:29:31	Contract Required Detection Limit	Fe (234.350 nm)	0.56	0.1018 (ppm)	930.2482
6/18/2021 00:29:31	Contract Required Detection Limit	K (766.491 nm)	0.37	0.9858 (ppm)	3138.5162
6/18/2021 00:29:31	Contract Required Detection Limit	Mg (279.078 nm)	0.07	0.9890 (ppm)	2216.1204
6/18/2021 00:29:31	Contract Required Detection Limit	Mn (257.610 nm)	0.18	0.0157 (ppm)	4302.1663
6/18/2021 00:29:31	Contract Required Detection Limit	Mo (202.032 nm)	2.60	0.0243 (ppm)	103.9456
6/18/2021 00:29:31	Contract Required Detection Limit	Na (588.995 nm)	0.43	1.0480 (ppm)	27074.0917
6/18/2021 00:29:31	Contract Required Detection Limit	Ni (230.299 nm)	1.00	0.0411 (ppm)	391.4111
6/18/2021 00:29:31	Contract Required Detection Limit	Pb (220.353 nm)	8.09	0.0113 (ppm)	28.0308
6/18/2021 00:29:31	Contract Required Detection Limit	Sb (217.582 nm)	1.44	0.0567 (ppm)	69.9485
6/18/2021 00:29:31	Contract Required Detection Limit	Se (196.026 nm)	30.14	0.0114 (ppm)	6.4654
6/18/2021 00:29:31	Contract Required Detection Limit	Sn (189.925 nm)	0.44	0.5042 (ppm)	315.5347
6/18/2021 00:29:31	Contract Required Detection Limit	Sr (216.596 nm)	0.62	0.1019 (ppm)	840.6053
6/18/2021 00:29:31	Contract Required Detection Limit	Ti (336.122 nm)	0.23	0.0503 (ppm)	9062.2615
6/18/2021 00:29:31	Contract Required Detection Limit	Tl (351.923 nm)	10.27	0.0183 (ppm)	54.0718
6/18/2021 00:29:31	Contract Required Detection Limit	V (292.401 nm)	0.17	0.0511 (ppm)	1565.3240
6/18/2021 00:29:31	Contract Required Detection Limit	Y (360.074 nm)	0.37	1.00 (Ratio)	666587.69
6/18/2021 00:29:31	Contract Required Detection Limit	Y_R (360.074 nm)	0.37	1.00 (Ratio)	666587.69
6/18/2021 00:29:31	Contract Required Detection Limit	Zn (213.857 nm)	0.60	0.0203 (ppm)	683.7364
6/18/2021 00:32:46	Interference Check Solution A	Ag (328.068 nm)	1.42	0.0099 (ppm)	602.8257
6/18/2021 00:32:46	Interference Check Solution A	Al (237.312 nm)	1.40	0.2002 (ppm)	359.3938
6/18/2021 00:32:46	Interference Check Solution A	As (188.980 nm)	6.16	0.0177 K (ppm)	15.6077 K
6/18/2021 00:32:46	Interference Check Solution A	B (249.772 nm)	0.16	0.1977 (ppm)	9369.0218
6/18/2021 00:32:46	Interference Check Solution A	Ba (230.424 nm)	0.20	0.2107 (ppm)	7748.5538
6/18/2021 00:32:46	Interference Check Solution A	Be (313.107 nm)	0.24	0.0051 K (ppm)	6770.9327 K
6/18/2021 00:32:46	Interference Check Solution A	Ca (317.933 nm)	0.25	1.0316 (ppm)	42053.1228
6/18/2021 00:32:46	Interference Check Solution A	Cd (214.439 nm)	0.53	0.0106 K (ppm)	221.7733 K
6/18/2021 00:32:46	Interference Check Solution A	Co (230.786 nm)	0.57	0.0520 K (ppm)	626.8606 K
6/18/2021 00:32:46	Interference Check Solution A	Cr (267.716 nm)	1.61	0.0091 K (ppm)	380.8937 K
6/18/2021 00:32:46	Interference Check Solution A	Cu (327.395 nm)	1.62	0.0241 K (ppm)	1440.0203 K
6/18/2021 00:32:46	Interference Check Solution A	Fe (234.350 nm)	0.31	0.1013 (ppm)	926.1352
6/18/2021 00:32:46	Interference Check Solution A	K (766.491 nm)	0.43	0.9668 (ppm)	3080.2942
6/18/2021 00:32:46	Interference Check Solution A	Mg (279.078 nm)	0.04	0.9904 (ppm)	2219.1738

CK 9.8.21

sent to wrong cup ∴ use ICSA @ 02:40 to close batch 381440 and ICSA @ 22:26 to open batch 381439

Date Time	Label	Element Label (nm)	%RSD	Unadjusted Conc	Intensity
6/18/2021 00:32:46	Interference Check Solution A	Mn (257.610 nm)	0.39	0.0157 K (ppm)	4305.5257 K
6/18/2021 00:32:46	Interference Check Solution A	Mo (202.032 nm)	2.63	0.0248 (ppm)	105.9875
6/18/2021 00:32:46	Interference Check Solution A	Na (588.995 nm)	0.54	1.0471 (ppm)	27040.2732
6/18/2021 00:32:46	Interference Check Solution A	Ni (230.299 nm)	1.06	0.0412 K (ppm)	391.9633 K
6/18/2021 00:32:46	Interference Check Solution A	Pb (220.353 nm)	3.20	0.0102 K (ppm)	25.6378 K
6/18/2021 00:32:46	Interference Check Solution A	Sb (217.582 nm)	4.62	0.0558 K (ppm)	68.9483 K
6/18/2021 00:32:46	Interference Check Solution A	Se (196.026 nm)	49.93	0.0077 (ppm)	4.3986
6/18/2021 00:32:46	Interference Check Solution A	Sn (189.925 nm)	0.16	0.5076 (ppm)	317.6512
6/18/2021 00:32:46	Interference Check Solution A	Sr (216.596 nm)	1.23	0.1024 (ppm)	845.0448
6/18/2021 00:32:46	Interference Check Solution A	Ti (336.122 nm)	0.15	0.0501 (ppm)	9038.4983
6/18/2021 00:32:46	Interference Check Solution A	Tl (351.923 nm)	34.86	0.0142 K (ppm)	44.0103 K
6/18/2021 00:32:46	Interference Check Solution A	V (292.401 nm)	1.00	0.0510 K (ppm)	1562.8567 K
6/18/2021 00:32:46	Interference Check Solution A	Y (360.074 nm)	0.43	1.00 (Ratio)	666565.62
6/18/2021 00:32:46	Interference Check Solution A	Y_R (360.074 nm)	0.43	1.00 (Ratio)	666565.62
6/18/2021 00:32:46	Interference Check Solution A	Zn (213.857 nm)	0.63	0.0205 K (ppm)	691.6011 K
6/18/2021 00:36:00	Interference Check Solution AB	Ag (328.068 nm)	0.50	0.2144 (ppm)	15640.8681
6/18/2021 00:36:00	Interference Check Solution AB	Al (237.312 nm)	0.34	257.3806 o (ppm)	467082.8851
6/18/2021 00:36:00	Interference Check Solution AB	As (188.980 nm)	0.81	0.0938 (ppm)	77.0804
6/18/2021 00:36:00	Interference Check Solution AB	B (249.772 nm)	0.10	0.0420 (ppm)	2110.4625
6/18/2021 00:36:00	Interference Check Solution AB	Ba (230.424 nm)	0.57	0.5228 (ppm)	19223.9403
6/18/2021 00:36:00	Interference Check Solution AB	Be (313.107 nm)	0.67	0.5048 (ppm)	721499.9672
6/18/2021 00:36:00	Interference Check Solution AB	Ca (317.933 nm)	0.59	238.6523 o (ppm)	9161597.5113
6/18/2021 00:36:00	Interference Check Solution AB	Cd (214.439 nm)	0.55	0.9659 (ppm)	19120.8462
6/18/2021 00:36:00	Interference Check Solution AB	Co (230.786 nm)	0.51	0.4916 (ppm)	5854.9661
6/18/2021 00:36:00	Interference Check Solution AB	Cr (267.716 nm)	0.38	0.5080 (ppm)	17687.7823
6/18/2021 00:36:00	Interference Check Solution AB	Cu (327.395 nm)	0.32	0.5366 (ppm)	31594.3667
6/18/2021 00:36:00	Interference Check Solution AB	Fe (234.350 nm)	0.74	95.0051 o (ppm)	826433.7970
6/18/2021 00:36:00	Interference Check Solution AB	K (766.491 nm)	58.00	0.0144 (ppm)	154.0946
6/18/2021 00:36:00	Interference Check Solution AB	Mg (279.078 nm)	0.97	264.0457 o (ppm)	591922.3652
6/18/2021 00:36:00	Interference Check Solution AB	Mn (257.610 nm)	0.44	0.5021 (ppm)	135557.5611
6/18/2021 00:36:00	Interference Check Solution AB	Mo (202.032 nm)	45.43	-0.0008 u (ppm)	3.0208
6/18/2021 00:36:00	Interference Check Solution AB	Na (588.995 nm)	30.19	0.0289 (ppm)	-12657.9326
6/18/2021 00:36:00	Interference Check Solution AB	Ni (230.299 nm)	0.81	0.9639 (ppm)	9661.3611
6/18/2021 00:36:00	Interference Check Solution AB	Pb (220.353 nm)	0.79	0.0453 (ppm)	105.9639
6/18/2021 00:36:00	Interference Check Solution AB	Sb (217.582 nm)	0.59	0.6112 (ppm)	692.5450
6/18/2021 00:36:00	Interference Check Solution AB	Se (196.026 nm)	4.30	0.0460 (ppm)	26.0232
6/18/2021 00:36:00	Interference Check Solution AB	Sn (189.925 nm)	> 100.00	-0.0008 u (ppm)	-1.7115
6/18/2021 00:36:00	Interference Check Solution AB	Sr (216.596 nm)	4.93	0.0150 (ppm)	124.1446
6/18/2021 00:36:00	Interference Check Solution AB	Ti (336.122 nm)	4.09	0.0012 (ppm)	-817.0215
6/18/2021 00:36:00	Interference Check Solution AB	Tl (351.923 nm)	2.16	0.1104 (ppm)	281.7999
6/18/2021 00:36:00	Interference Check Solution AB	V (292.401 nm)	0.39	0.5040 (ppm)	15049.2988
6/18/2021 00:36:00	Interference Check Solution AB	Y (360.074 nm)	0.18	0.94 (Ratio)	625378.94
6/18/2021 00:36:00	Interference Check Solution AB	Y_R (360.074 nm)	0.18	0.94 (Ratio)	625378.94
6/18/2021 00:36:00	Interference Check Solution AB	Zn (213.857 nm)	0.44	1.0136 (ppm)	35510.0914
6/18/2021 00:39:16	Continuing Calibration Verification2	Ag (328.068 nm)	0.19	0.4949 (ppm)	36255.8815
6/18/2021 00:39:16	Continuing Calibration Verification2	Al (237.312 nm)	0.07	9.9933 (ppm)	18131.5486
6/18/2021 00:39:16	Continuing Calibration Verification2	As (188.980 nm)	0.33	0.9873 (ppm)	799.2534
6/18/2021 00:39:16	Continuing Calibration Verification2	B (249.772 nm)	0.29	2.5340 (ppm)	118242.2232
6/18/2021 00:39:16	Continuing Calibration Verification2	Ba (230.424 nm)	0.18	10.2365 (ppm)	376331.4603
6/18/2021 00:39:16	Continuing Calibration Verification2	Be (313.107 nm)	0.36	0.2534 (ppm)	361864.3870
6/18/2021 00:39:16	Continuing Calibration Verification2	Ca (317.933 nm)	0.30	25.5100 (ppm)	981500.6302

CLC 6/18/21
Sent to wrong cup
use ICSA @ 02:40
Close batch 381440
ICSA@ 22:26 to open batch 381439

Date Time	Label	Element Label (nm)	%RSD	Unadjusted Conc	Intensity
6/18/2021 00:39:16	Continuing Calibration Verification2	Cd (214.439 nm)	0.47	0.5003 (ppm)	9909.4116
6/18/2021 00:39:16	Continuing Calibration Verification2	Co (230.786 nm)	0.29	2.5298 (ppm)	30095.7550
6/18/2021 00:39:16	Continuing Calibration Verification2	Cr (267.716 nm)	0.15	0.5145 (ppm)	17911.8291
6/18/2021 00:39:16	Continuing Calibration Verification2	Cu (327.395 nm)	0.01	1.2425 (ppm)	73133.8740
6/18/2021 00:39:16	Continuing Calibration Verification2	Fe (234.350 nm)	0.12	5.0971 (ppm)	44380.9334
6/18/2021 00:39:16	Continuing Calibration Verification2	K (766.491 nm)	0.10	25.0721 (ppm)	77143.0837
6/18/2021 00:39:16	Continuing Calibration Verification2	Mg (279.078 nm)	0.21	25.1528 (ppm)	56385.2592
6/18/2021 00:39:16	Continuing Calibration Verification2	Mn (257.610 nm)	0.25	0.7574 (ppm)	204448.5173
6/18/2021 00:39:16	Continuing Calibration Verification2	Mo (202.032 nm)	0.41	2.5336 (ppm)	10218.7923
6/18/2021 00:39:16	Continuing Calibration Verification2	Na (588.995 nm)	0.34	25.2989 (ppm)	972628.4084
6/18/2021 00:39:16	Continuing Calibration Verification2	Ni (230.299 nm)	0.23	2.0046 (ppm)	20115.5253
6/18/2021 00:39:16	Continuing Calibration Verification2	Pb (220.353 nm)	0.35	0.5043 (ppm)	1156.7323
6/18/2021 00:39:16	Continuing Calibration Verification2	Sb (217.582 nm)	0.14	4.9678 (ppm)	5583.5837
6/18/2021 00:39:16	Continuing Calibration Verification2	Se (196.026 nm)	1.66	0.4882 (ppm)	275.7702
6/18/2021 00:39:16	Continuing Calibration Verification2	Sn (189.925 nm)	0.12	5.0294 (ppm)	3158.0465
6/18/2021 00:39:16	Continuing Calibration Verification2	Sr (216.596 nm)	0.67	2.5570 (ppm)	21088.3645
6/18/2021 00:39:16	Continuing Calibration Verification2	Ti (336.122 nm)	0.13	2.5808 (ppm)	518898.0640
6/18/2021 00:39:16	Continuing Calibration Verification2	Tl (351.923 nm)	0.45	0.9886 (ppm)	2452.1112
6/18/2021 00:39:16	Continuing Calibration Verification2	V (292.401 nm)	0.20	2.5565 (ppm)	76156.9262
6/18/2021 00:39:16	Continuing Calibration Verification2	Y (360.074 nm)	0.25	0.98 (Ratio)	657852.18
6/18/2021 00:39:16	Continuing Calibration Verification2	Y_R (360.074 nm)	0.25	0.98 (Ratio)	657852.18
6/18/2021 00:39:16	Continuing Calibration Verification2	Zn (213.857 nm)	0.23	0.9969 (ppm)	34926.2800
6/18/2021 00:42:31	Continuing Calibration Blank2	Ag (328.068 nm)	> 100.00	-0.0002 u (ppm)	-133.4030
6/18/2021 00:42:31	Continuing Calibration Blank2	Al (237.312 nm)	> 100.00	0.0010 u (ppm)	-2.1118
6/18/2021 00:42:31	Continuing Calibration Blank2	As (188.980 nm)	> 100.00	-0.0014 u (ppm)	0.1702
6/18/2021 00:42:31	Continuing Calibration Blank2	B (249.772 nm)	56.98	0.0011 (ppm)	206.7045
6/18/2021 00:42:31	Continuing Calibration Blank2	Ba (230.424 nm)	34.49	0.0002 (ppm)	9.5522
6/18/2021 00:42:31	Continuing Calibration Blank2	Be (313.107 nm)	35.64	0.0000 (ppm)	-562.0877
6/18/2021 00:42:31	Continuing Calibration Blank2	Ca (317.933 nm)	2.57	0.0045 (ppm)	2633.4185
6/18/2021 00:42:31	Continuing Calibration Blank2	Cd (214.439 nm)	27.57	0.0003 (ppm)	18.3097
6/18/2021 00:42:31	Continuing Calibration Blank2	Co (230.786 nm)	> 100.00	0.0000 u (ppm)	8.8114
6/18/2021 00:42:31	Continuing Calibration Blank2	Cr (267.716 nm)	62.87	0.0002 (ppm)	71.8935
6/18/2021 00:42:31	Continuing Calibration Blank2	Cu (327.395 nm)	62.47	-0.0004 u (ppm)	-0.8234
6/18/2021 00:42:31	Continuing Calibration Blank2	Fe (234.350 nm)	31.64	0.0024 (ppm)	65.3835
6/18/2021 00:42:31	Continuing Calibration Blank2	K (766.491 nm)	9.38	0.0186 (ppm)	166.9485
6/18/2021 00:42:31	Continuing Calibration Blank2	Mg (279.078 nm)	> 100.00	0.0007 u (ppm)	0.6462
6/18/2021 00:42:31	Continuing Calibration Blank2	Mn (257.610 nm)	85.79	0.0000 (ppm)	68.4094
6/18/2021 00:42:31	Continuing Calibration Blank2	Mo (202.032 nm)	49.83	0.0008 (ppm)	9.0937
6/18/2021 00:42:31	Continuing Calibration Blank2	Na (588.995 nm)	17.45	0.0187 (ppm)	-13057.7590
6/18/2021 00:42:31	Continuing Calibration Blank2	Ni (230.299 nm)	> 100.00	-0.0003 u (ppm)	-24.9635
6/18/2021 00:42:31	Continuing Calibration Blank2	Pb (220.353 nm)	> 100.00	0.0005 u (ppm)	3.4904
6/18/2021 00:42:31	Continuing Calibration Blank2	Sb (217.582 nm)	78.88	0.0025 (ppm)	9.1559
6/18/2021 00:42:31	Continuing Calibration Blank2	Se (196.026 nm)	29.00	0.0021 (ppm)	1.2557
6/18/2021 00:42:31	Continuing Calibration Blank2	Sn (189.925 nm)	> 100.00	0.0004 u (ppm)	-0.9203
6/18/2021 00:42:31	Continuing Calibration Blank2	Sr (216.596 nm)	44.86	-0.0006 u (ppm)	-4.2686
6/18/2021 00:42:31	Continuing Calibration Blank2	Ti (336.122 nm)	39.97	0.0006 (ppm)	-935.9517
6/18/2021 00:42:31	Continuing Calibration Blank2	Tl (351.923 nm)	> 100.00	0.0018 u (ppm)	13.5170
6/18/2021 00:42:31	Continuing Calibration Blank2	V (292.401 nm)	> 100.00	-0.0001 u (ppm)	42.6781
6/18/2021 00:42:31	Continuing Calibration Blank2	Y (360.074 nm)	0.43	0.99 (Ratio)	661729.05
6/18/2021 00:42:31	Continuing Calibration Blank2	Y_R (360.074 nm)	0.43	0.99 (Ratio)	661729.05
6/18/2021 00:42:31	Continuing Calibration Blank2	Zn (213.857 nm)	> 100.00	0.0000 u (ppm)	-25.9858

Date Time	Label	Element Label (nm)	%RSD	Unadjusted Conc	Intensity
6/18/2021 00:45:45	PBW-381439	Ag (328.068 nm)	54.43	-0.0002 u (ppm)	-137.7762
6/18/2021 00:45:45	PBW-381439	Al (237.312 nm)	38.46	0.0049 (ppm)	4.8656
6/18/2021 00:45:45	PBW-381439	As (188.980 nm)	> 100.00	-0.0014 u (ppm)	0.1447
6/18/2021 00:45:45	PBW-381439	B (249.772 nm)	> 100.00	-0.0001 u (ppm)	151.4298
6/18/2021 00:45:45	PBW-381439	Ba (230.424 nm)	> 100.00	0.0000 u (ppm)	2.3458
6/18/2021 00:45:45	PBW-381439	Be (313.107 nm)	52.16	0.0000 (ppm)	-569.5039
6/18/2021 00:45:45	PBW-381439	Ca (317.933 nm)	3.82	0.0073 (ppm)	2740.2493
6/18/2021 00:45:45	PBW-381439	Cd (214.439 nm)	> 100.00	0.0000 u (ppm)	13.3411
6/18/2021 00:45:45	PBW-381439	Co (230.786 nm)	> 100.00	0.0001 u (ppm)	10.0241
6/18/2021 00:45:45	PBW-381439	Cr (267.716 nm)	12.14	-0.0013 u (ppm)	18.9644
6/18/2021 00:45:45	PBW-381439	Cu (327.395 nm)	> 100.00	0.0000 u (ppm)	19.1140
6/18/2021 00:45:45	PBW-381439	Fe (234.350 nm)	6.78	-0.0024 u (ppm)	23.7863
6/18/2021 00:45:45	PBW-381439	K (766.491 nm)	16.64	-0.0135 u (ppm)	68.4118
6/18/2021 00:45:45	PBW-381439	Mg (279.078 nm)	73.95	0.0014 (ppm)	2.0568
6/18/2021 00:45:45	PBW-381439	Mn (257.610 nm)	5.56	0.0002 (ppm)	131.2650
6/18/2021 00:45:45	PBW-381439	Mo (202.032 nm)	65.84	-0.0009 u (ppm)	2.2549
6/18/2021 00:45:45	PBW-381439	Na (588.995 nm)	17.60	0.0192 (ppm)	-13039.0869
6/18/2021 00:45:45	PBW-381439	Ni (230.299 nm)	> 100.00	0.0002 u (ppm)	-19.7147
6/18/2021 00:45:45	PBW-381439	Pb (220.353 nm)	> 100.00	-0.0003 u (ppm)	1.4781
6/18/2021 00:45:45	PBW-381439	Sb (217.582 nm)	95.28	-0.0021 u (ppm)	3.9636
6/18/2021 00:45:45	PBW-381439	Se (196.026 nm)	> 100.00	-0.0005 u (ppm)	-0.2456
6/18/2021 00:45:45	PBW-381439	Sn (189.925 nm)	> 100.00	-0.0001 u (ppm)	-1.2414
6/18/2021 00:45:45	PBW-381439	Sr (216.596 nm)	> 100.00	-0.0002 u (ppm)	-0.9939
6/18/2021 00:45:45	PBW-381439	Ti (336.122 nm)	1.22	0.0014 (ppm)	-775.2948
6/18/2021 00:45:45	PBW-381439	Tl (351.923 nm)	60.54	-0.0008 u (ppm)	7.0419
6/18/2021 00:45:45	PBW-381439	V (292.401 nm)	> 100.00	0.0000 u (ppm)	45.1657
6/18/2021 00:45:45	PBW-381439	Y (360.074 nm)	0.29	1.01 (Ratio)	672529.61
6/18/2021 00:45:45	PBW-381439	Y_R (360.074 nm)	0.29	1.01 (Ratio)	672529.61
6/18/2021 00:45:45	PBW-381439	Zn (213.857 nm)	30.53	0.0003 (ppm)	-15.2982
6/18/2021 00:49:00	LCSW-381439	Ag (328.068 nm)	0.09	0.0483 (ppm)	3431.5104
6/18/2021 00:49:00	LCSW-381439	Al (237.312 nm)	0.37	1.9831 (ppm)	3594.9084
6/18/2021 00:49:00	LCSW-381439	As (188.980 nm)	9.12	0.0355 (ppm)	29.9356
6/18/2021 00:49:00	LCSW-381439	B (249.772 nm)	0.21	0.9933 (ppm)	46444.6323
6/18/2021 00:49:00	LCSW-381439	Ba (230.424 nm)	0.15	2.0445 (ppm)	75165.1015
6/18/2021 00:49:00	LCSW-381439	Be (313.107 nm)	0.17	0.0506 (ppm)	71817.4010
6/18/2021 00:49:00	LCSW-381439	Ca (317.933 nm)	0.24	2.0538 (ppm)	81283.8878
6/18/2021 00:49:00	LCSW-381439	Cd (214.439 nm)	0.18	0.0518 (ppm)	1036.8798
6/18/2021 00:49:00	LCSW-381439	Co (230.786 nm)	0.19	0.5119 (ppm)	6096.5288
6/18/2021 00:49:00	LCSW-381439	Cr (267.716 nm)	0.16	0.2045 (ppm)	7158.9675
6/18/2021 00:49:00	LCSW-381439	Cu (327.395 nm)	0.12	0.2462 (ppm)	14504.3268
6/18/2021 00:49:00	LCSW-381439	Fe (234.350 nm)	0.24	1.0078 (ppm)	8810.8222
6/18/2021 00:49:00	LCSW-381439	K (766.491 nm)	0.27	19.4902 (ppm)	59992.7872
6/18/2021 00:49:00	LCSW-381439	Mg (279.078 nm)	0.18	1.9769 (ppm)	4430.7995
6/18/2021 00:49:00	LCSW-381439	Mn (257.610 nm)	0.15	0.5002 (ppm)	135037.1873
6/18/2021 00:49:00	LCSW-381439	Mo (202.032 nm)	0.54	0.4935 (ppm)	1995.2090
6/18/2021 00:49:00	LCSW-381439	Na (588.995 nm)	0.52	19.8183 (ppm)	758936.0927
6/18/2021 00:49:00	LCSW-381439	Ni (230.299 nm)	0.27	0.5112 (ppm)	5113.3311
6/18/2021 00:49:00	LCSW-381439	Pb (220.353 nm)	0.30	0.5061 (ppm)	1160.7401
6/18/2021 00:49:00	LCSW-381439	Sb (217.582 nm)	1.31	0.4852 (ppm)	551.0172
6/18/2021 00:49:00	LCSW-381439	Se (196.026 nm)	0.16	1.0077 (ppm)	569.1917
6/18/2021 00:49:00	LCSW-381439	Sn (189.925 nm)	0.14	4.9168 (ppm)	3087.2931

Date Time	Label	Element Label (nm)	%RSD	Unadjusted Conc	Intensity
6/18/2021 00:49:00	LCSW-381439	Sr (216.596 nm)	0.21	1.9914 (ppm)	16423.8625
6/18/2021 00:49:00	LCSW-381439	Ti (336.122 nm)	0.20	0.5104 (ppm)	101765.8756
6/18/2021 00:49:00	LCSW-381439	Tl (351.923 nm)	0.29	1.8571 (ppm)	4598.6406
6/18/2021 00:49:00	LCSW-381439	V (292.401 nm)	0.33	0.4999 (ppm)	14926.9047
6/18/2021 00:49:00	LCSW-381439	Y (360.074 nm)	0.33	1.01 (Ratio)	672540.30
6/18/2021 00:49:00	LCSW-381439	Y_R (360.074 nm)	0.33	1.01 (Ratio)	672540.30
6/18/2021 00:49:00	LCSW-381439	Zn (213.857 nm)	0.34	0.5121 (ppm)	17929.6108
6/18/2021 00:52:15	R2105861-001	Ag (328.068 nm)	19.93	-0.0002 u (ppm)	-137.3758
6/18/2021 00:52:15	R2105861-001	Al (237.312 nm)	0.19	0.9347 (ppm)	1692.2953
6/18/2021 00:52:15	R2105861-001	As (188.980 nm)	> 100.00	-0.0010 u (ppm)	0.4736
6/18/2021 00:52:15	R2105861-001	B (249.772 nm)	3.97	0.0051 (ppm)	392.4497
6/18/2021 00:52:15	R2105861-001	Ba (230.424 nm)	0.59	0.0183 (ppm)	677.5507
6/18/2021 00:52:15	R2105861-001	Be (313.107 nm)	17.60	0.0000 (ppm)	-515.6839
6/18/2021 00:52:15	R2105861-001	Ca (317.933 nm)	0.23	21.7513 (ppm)	837247.0670
6/18/2021 00:52:15	R2105861-001	Cd (214.439 nm)	91.26	0.0000 u (ppm)	12.3125
6/18/2021 00:52:15	R2105861-001	Co (230.786 nm)	20.60	0.0026 (ppm)	39.3718
6/18/2021 00:52:15	R2105861-001	Cr (267.716 nm)	6.36	0.0015 (ppm)	116.5602
6/18/2021 00:52:15	R2105861-001	Cu (327.395 nm)	11.94	0.0019 (ppm)	134.7343
6/18/2021 00:52:15	R2105861-001	Fe (234.350 nm)	0.25	1.0787 (ppm)	9427.5600
6/18/2021 00:52:15	R2105861-001	K (766.491 nm)	0.43	3.7202 (ppm)	11540.0578
6/18/2021 00:52:15	R2105861-001	Mg (279.078 nm)	0.28	5.6173 (ppm)	12591.4772
6/18/2021 00:52:15	R2105861-001	Mn (257.610 nm)	0.22	0.1092 (ppm)	29529.1199
6/18/2021 00:52:15	R2105861-001	Mo (202.032 nm)	7.91	0.0072 (ppm)	34.9590
6/18/2021 00:52:15	R2105861-001	Na (588.995 nm)	0.48	4.8735 (ppm)	176232.4702
6/18/2021 00:52:15	R2105861-001	Ni (230.299 nm)	21.23	-0.0025 u (ppm)	-46.8178
6/18/2021 00:52:15	R2105861-001	Pb (220.353 nm)	> 100.00	-0.0013 u (ppm)	-0.7694
6/18/2021 00:52:15	R2105861-001	Sb (217.582 nm)	> 100.00	-0.0010 u (ppm)	5.2250
6/18/2021 00:52:15	R2105861-001	Se (196.026 nm)	> 100.00	-0.0016 u (ppm)	-0.8721
6/18/2021 00:52:15	R2105861-001	Sn (189.925 nm)	> 100.00	0.0028 u (ppm)	0.5848
6/18/2021 00:52:15	R2105861-001	Sr (216.596 nm)	0.78	0.0858 (ppm)	708.2052
6/18/2021 00:52:15	R2105861-001	Ti (336.122 nm)	6.00	0.0203 (ppm)	3033.5754
6/18/2021 00:52:15	R2105861-001	Tl (351.923 nm)	> 100.00	0.0007 u (ppm)	10.7483
6/18/2021 00:52:15	R2105861-001	V (292.401 nm)	27.82	0.0011 (ppm)	77.1946
6/18/2021 00:52:15	R2105861-001	Y (360.074 nm)	0.14	1.01 (Ratio)	673504.56
6/18/2021 00:52:15	R2105861-001	Y_R (360.074 nm)	0.14	1.01 (Ratio)	673504.56
6/18/2021 00:52:15	R2105861-001	Zn (213.857 nm)	1.56	0.0056 (ppm)	169.7238
6/18/2021 00:55:29	R2105861-002	Ag (328.068 nm)	> 100.00	-0.0001 u (ppm)	-127.2141
6/18/2021 00:55:29	R2105861-002	Al (237.312 nm)	13.93	0.0426 (ppm)	73.3394
6/18/2021 00:55:29	R2105861-002	As (188.980 nm)	67.23	-0.0044 u (ppm)	-2.2920
6/18/2021 00:55:29	R2105861-002	B (249.772 nm)	1.40	0.0089 (ppm)	567.8457
6/18/2021 00:55:29	R2105861-002	Ba (230.424 nm)	0.87	0.0265 (ppm)	976.9624
6/18/2021 00:55:29	R2105861-002	Be (313.107 nm)	61.15	0.0000 (ppm)	-557.9754
6/18/2021 00:55:29	R2105861-002	Ca (317.933 nm)	0.36	68.8450 u (ppm)	2644635.5593
6/18/2021 00:55:29	R2105861-002	Cd (214.439 nm)	> 100.00	-0.0001 u (ppm)	11.7242
6/18/2021 00:55:29	R2105861-002	Co (230.786 nm)	> 100.00	0.0003 u (ppm)	12.0073
6/18/2021 00:55:29	R2105861-002	Cr (267.716 nm)	51.48	-0.0006 u (ppm)	43.8684
6/18/2021 00:55:29	R2105861-002	Cu (327.395 nm)	> 100.00	-0.0003 u (ppm)	2.8389
6/18/2021 00:55:29	R2105861-002	Fe (234.350 nm)	0.49	0.0449 (ppm)	435.1153
6/18/2021 00:55:29	R2105861-002	K (766.491 nm)	0.23	1.5309 (ppm)	4813.2959
6/18/2021 00:55:29	R2105861-002	Mg (279.078 nm)	0.16	20.8665 (ppm)	46776.4267
6/18/2021 00:55:29	R2105861-002	Mn (257.610 nm)	0.18	0.0078 (ppm)	2162.6759

Date Time	Label	Element Label (nm)	%RSD	Unadjusted Conc	Intensity
6/18/2021 00:55:29	R2105861-002	Mo (202.032 nm)	84.34	-0.0010 u (ppm)	2.0414
6/18/2021 00:55:29	R2105861-002	Na (588.995 nm)	0.43	5.5420 (ppm)	202297.3458
6/18/2021 00:55:29	R2105861-002	Ni (230.299 nm)	5.80	-0.0051 u (ppm)	-73.2689
6/18/2021 00:55:29	R2105861-002	Pb (220.353 nm)	> 100.00	-0.0016 u (ppm)	-1.3291
6/18/2021 00:55:29	R2105861-002	Sb (217.582 nm)	> 100.00	-0.0010 u (ppm)	5.2405
6/18/2021 00:55:29	R2105861-002	Se (196.026 nm)	59.30	-0.0015 u (ppm)	-0.8151
6/18/2021 00:55:29	R2105861-002	Sn (189.925 nm)	> 100.00	-0.0008 u (ppm)	-1.6737
6/18/2021 00:55:29	R2105861-002	Sr (216.596 nm)	0.53	0.3684 (ppm)	3039.0366
6/18/2021 00:55:29	R2105861-002	Ti (336.122 nm)	0.91	0.0031 (ppm)	-437.1285
6/18/2021 00:55:29	R2105861-002	Tl (351.923 nm)	56.01	0.0012 (ppm)	11.9810
6/18/2021 00:55:29	R2105861-002	V (292.401 nm)	> 100.00	0.0000 u (ppm)	45.5474
6/18/2021 00:55:29	R2105861-002	Y (360.074 nm)	0.38	1.00 (Ratio)	669435.38
6/18/2021 00:55:29	R2105861-002	Y_R (360.074 nm)	0.38	1.00 (Ratio)	669435.38
6/18/2021 00:55:29	R2105861-002	Zn (213.857 nm)	1.12	0.0051 (ppm)	150.3638
6/18/2021 00:58:44	R2105861-002S	Ag (328.068 nm)	3.46	0.0501 (ppm)	3558.4371
6/18/2021 00:58:44	R2105861-002S	Al (237.312 nm)	3.57	2.0819 (ppm)	3774.1172
6/18/2021 00:58:44	R2105861-002S	As (188.980 nm)	8.12	0.0376 (ppm)	31.6782
6/18/2021 00:58:44	R2105861-002S	B (249.772 nm)	3.53	1.0247 (ppm)	47907.7498
6/18/2021 00:58:44	R2105861-002S	Ba (230.424 nm)	3.51	2.0875 (ppm)	76747.8769
6/18/2021 00:58:44	R2105861-002S	Be (313.107 nm)	3.54	0.0513 (ppm)	72808.6103
6/18/2021 00:58:44	R2105861-002S	Ca (317.933 nm)	3.60	70.1776 o (ppm)	2695779.3122
6/18/2021 00:58:44	R2105861-002S	Cd (214.439 nm)	3.81	0.0507 (ppm)	1015.3187
6/18/2021 00:58:44	R2105861-002S	Co (230.786 nm)	3.74	0.5085 (ppm)	6056.9496
6/18/2021 00:58:44	R2105861-002S	Cr (267.716 nm)	3.55	0.2062 (ppm)	7216.9550
6/18/2021 00:58:44	R2105861-002S	Cu (327.395 nm)	3.61	0.2484 (ppm)	14636.2659
6/18/2021 00:58:44	R2105861-002S	Fe (234.350 nm)	3.87	1.0725 (ppm)	9373.8460
6/18/2021 00:58:44	R2105861-002S	K (766.491 nm)	3.35	22.0131 (ppm)	67744.5139
6/18/2021 00:58:44	R2105861-002S	Mg (279.078 nm)	3.72	22.9352 (ppm)	51413.8624
6/18/2021 00:58:44	R2105861-002S	Mn (257.610 nm)	3.56	0.5171 (ppm)	139591.4625
6/18/2021 00:58:44	R2105861-002S	Mo (202.032 nm)	3.92	0.5034 (ppm)	2035.1504
6/18/2021 00:58:44	R2105861-002S	Na (588.995 nm)	3.46	25.6395 (ppm)	985907.4924
6/18/2021 00:58:44	R2105861-002S	Ni (230.299 nm)	3.69	0.4992 (ppm)	4992.4782
6/18/2021 00:58:44	R2105861-002S	Pb (220.353 nm)	3.23	0.5055 (ppm)	1159.2649
6/18/2021 00:58:44	R2105861-002S	Sb (217.582 nm)	3.89	0.5002 (ppm)	567.9169
6/18/2021 00:58:44	R2105861-002S	Se (196.026 nm)	3.58	1.0485 (ppm)	592.2657
6/18/2021 00:58:44	R2105861-002S	Sn (189.925 nm)	3.45	5.0291 (ppm)	3157.8136
6/18/2021 00:58:44	R2105861-002S	Sr (216.596 nm)	4.34	2.3555 (ppm)	19426.5490
6/18/2021 00:58:44	R2105861-002S	Ti (336.122 nm)	3.60	0.5243 (ppm)	104580.9491
6/18/2021 00:58:44	R2105861-002S	Tl (351.923 nm)	3.73	1.9645 (ppm)	4863.8583
6/18/2021 00:58:44	R2105861-002S	V (292.401 nm)	3.55	0.5073 (ppm)	15148.5327
6/18/2021 00:58:44	R2105861-002S	Y (360.074 nm)	3.27	0.99 (Ratio)	663442.28
6/18/2021 00:58:44	R2105861-002S	Y_R (360.074 nm)	3.27	0.99 (Ratio)	663442.28
6/18/2021 00:58:44	R2105861-002S	Zn (213.857 nm)	4.02	0.5137 (ppm)	17985.3686
6/18/2021 01:01:59	R2105861-002SD	Ag (328.068 nm)	0.39	0.0495 (ppm)	3519.0151
6/18/2021 01:01:59	R2105861-002SD	Al (237.312 nm)	0.10	2.0690 (ppm)	3750.7949
6/18/2021 01:01:59	R2105861-002SD	As (188.980 nm)	3.32	0.0372 (ppm)	31.3039
6/18/2021 01:01:59	R2105861-002SD	B (249.772 nm)	0.10	1.0146 (ppm)	47435.5218
6/18/2021 01:01:59	R2105861-002SD	Ba (230.424 nm)	0.49	2.0646 (ppm)	75903.0228
6/18/2021 01:01:59	R2105861-002SD	Be (313.107 nm)	0.13	0.0508 (ppm)	72116.9615
6/18/2021 01:01:59	R2105861-002SD	Ca (317.933 nm)	0.04	69.5710 o (ppm)	2672498.8563
6/18/2021 01:01:59	R2105861-002SD	Cd (214.439 nm)	0.47	0.0502 (ppm)	1006.8658

Date Time	Label	Element Label (nm)	%RSD	Unadjusted Conc	Intensity
6/18/2021 01:01:59	R2105861-002SD	Co (230.786 nm)	0.12	0.5027 (ppm)	5987.5852
6/18/2021 01:01:59	R2105861-002SD	Cr (267.716 nm)	0.36	0.2035 (ppm)	7122.6180
6/18/2021 01:01:59	R2105861-002SD	Cu (327.395 nm)	0.11	0.2465 (ppm)	14524.3108
6/18/2021 01:01:59	R2105861-002SD	Fe (234.350 nm)	0.14	1.0687 (ppm)	9340.8345
6/18/2021 01:01:59	R2105861-002SD	K (766.491 nm)	0.07	21.7646 (ppm)	66980.8330
6/18/2021 01:01:59	R2105861-002SD	Mg (279.078 nm)	0.12	22.7290 (ppm)	50951.5939
6/18/2021 01:01:59	R2105861-002SD	Mn (257.610 nm)	0.10	0.5113 (ppm)	138036.2067
6/18/2021 01:01:59	R2105861-002SD	Mo (202.032 nm)	0.13	0.4996 (ppm)	2019.9647
6/18/2021 01:01:59	R2105861-002SD	Na (588.995 nm)	0.15	25.3718 (ppm)	975470.1957
6/18/2021 01:01:59	R2105861-002SD	Ni (230.299 nm)	0.17	0.4913 (ppm)	4913.9427
6/18/2021 01:01:59	R2105861-002SD	Pb (220.353 nm)	0.49	0.5024 (ppm)	1152.3810
6/18/2021 01:01:59	R2105861-002SD	Sb (217.582 nm)	1.13	0.4946 (ppm)	561.6108
6/18/2021 01:01:59	R2105861-002SD	Se (196.026 nm)	0.82	1.0394 (ppm)	587.1421
6/18/2021 01:01:59	R2105861-002SD	Sn (189.925 nm)	0.25	4.9668 (ppm)	3118.6988
6/18/2021 01:01:59	R2105861-002SD	Sr (216.596 nm)	0.33	2.3303 (ppm)	19218.6051
6/18/2021 01:01:59	R2105861-002SD	Ti (336.122 nm)	0.09	0.5184 (ppm)	103387.3549
6/18/2021 01:01:59	R2105861-002SD	Tl (351.923 nm)	0.09	1.9409 (ppm)	4805.5614
6/18/2021 01:01:59	R2105861-002SD	V (292.401 nm)	0.06	0.5028 (ppm)	15013.4774
6/18/2021 01:01:59	R2105861-002SD	Y (360.074 nm)	0.34	1.00 (Ratio)	671476.42
6/18/2021 01:01:59	R2105861-002SD	Y_R (360.074 nm)	0.34	1.00 (Ratio)	671476.42
6/18/2021 01:01:59	R2105861-002SD	Zn (213.857 nm)	0.05	0.5069 (ppm)	17746.0398
6/18/2021 01:05:14	R2105861-002A	Ag (328.068 nm)	0.34	0.0477 (ppm)	3381.4568
6/18/2021 01:05:14	R2105861-002A	Al (237.312 nm)	0.13	1.9854 (ppm)	3599.0282
6/18/2021 01:05:14	R2105861-002A	As (188.980 nm)	15.15	0.0334 (ppm)	28.2642
6/18/2021 01:05:14	R2105861-002A	B (249.772 nm)	0.18	0.9893 (ppm)	46256.8798
6/18/2021 01:05:14	R2105861-002A	Ba (230.424 nm)	0.23	1.9926 (ppm)	73256.2404
6/18/2021 01:05:14	R2105861-002A	Be (313.107 nm)	0.19	0.0491 (ppm)	69705.6803
6/18/2021 01:05:14	R2105861-002A	Ca (317.933 nm)	0.32	68.4604 o (ppm)	2629874.6186
6/18/2021 01:05:14	R2105861-002A	Cd (214.439 nm)	0.97	0.0485 (ppm)	972.5188
6/18/2021 01:05:14	R2105861-002A	Co (230.786 nm)	0.18	0.4817 (ppm)	5737.3819
6/18/2021 01:05:14	R2105861-002A	Cr (267.716 nm)	0.24	0.1968 (ppm)	6892.3336
6/18/2021 01:05:14	R2105861-002A	Cu (327.395 nm)	0.21	0.2376 (ppm)	13999.2397
6/18/2021 01:05:14	R2105861-002A	Fe (234.350 nm)	0.29	1.0211 (ppm)	8926.5406
6/18/2021 01:05:14	R2105861-002A	K (766.491 nm)	0.13	20.9770 (ppm)	64560.9080
6/18/2021 01:05:14	R2105861-002A	Mg (279.078 nm)	0.25	22.2704 (ppm)	49923.6647
6/18/2021 01:05:14	R2105861-002A	Mn (257.610 nm)	0.22	0.4930 (ppm)	133106.5181
6/18/2021 01:05:14	R2105861-002A	Mo (202.032 nm)	0.49	0.4816 (ppm)	1947.4925
6/18/2021 01:05:14	R2105861-002A	Na (588.995 nm)	0.04	24.5183 (ppm)	942192.1497
6/18/2021 01:05:14	R2105861-002A	Ni (230.299 nm)	0.49	0.4713 (ppm)	4712.7547
6/18/2021 01:05:14	R2105861-002A	Pb (220.353 nm)	0.25	0.4823 (ppm)	1106.2980
6/18/2021 01:05:14	R2105861-002A	Sb (217.582 nm)	0.43	0.4788 (ppm)	543.8267
6/18/2021 01:05:14	R2105861-002A	Se (196.026 nm)	1.13	0.9738 (ppm)	550.0923
6/18/2021 01:05:14	R2105861-002A	Sn (189.925 nm)	0.50	4.7387 (ppm)	2975.4056
6/18/2021 01:05:14	R2105861-002A	Sr (216.596 nm)	0.61	2.2275 (ppm)	18371.0883
6/18/2021 01:05:14	R2105861-002A	Ti (336.122 nm)	0.13	0.4995 (ppm)	99578.6990
6/18/2021 01:05:14	R2105861-002A	Tl (351.923 nm)	0.34	1.8652 (ppm)	4618.4417
6/18/2021 01:05:14	R2105861-002A	V (292.401 nm)	0.25	0.4839 (ppm)	14451.4199
6/18/2021 01:05:14	R2105861-002A	Y (360.074 nm)	0.27	1.00 (Ratio)	668892.73
6/18/2021 01:05:14	R2105861-002A	Y_R (360.074 nm)	0.27	1.00 (Ratio)	668892.73
6/18/2021 01:05:14	R2105861-002A	Zn (213.857 nm)	0.40	0.4853 (ppm)	16986.7667
6/18/2021 01:08:29	R2105861-002L	Ag (328.068 nm)	52.99	-0.0001 u (ppm)	-131.2999

Date Time	Label	Element Label (nm)	%RSD	Unadjusted Conc	Intensity
6/18/2021 01:08:29	R2105861-002L	Al (237.312 nm)	50.70	0.0072 (ppm)	9.0496
6/18/2021 01:08:29	R2105861-002L	As (188.980 nm)	24.82	-0.0030 u (ppm)	-1.1697
6/18/2021 01:08:29	R2105861-002L	B (249.772 nm)	5.94	0.0021 (ppm)	251.7347
6/18/2021 01:08:29	R2105861-002L	Ba (230.424 nm)	1.81	0.0053 (ppm)	199.6122
6/18/2021 01:08:29	R2105861-002L	Be (313.107 nm)	55.33	0.0000 (ppm)	-557.5897
6/18/2021 01:08:29	R2105861-002L	Ca (317.933 nm)	0.23	13.7970 (ppm)	531972.3058
6/18/2021 01:08:29	R2105861-002L	Cd (214.439 nm)	71.06	-0.0002 u (ppm)	9.8874
6/18/2021 01:08:29	R2105861-002L	Co (230.786 nm)	> 100.00	0.0000 u (ppm)	9.3295
6/18/2021 01:08:29	R2105861-002L	Cr (267.716 nm)	> 100.00	-0.0001 u (ppm)	62.0733
6/18/2021 01:08:29	R2105861-002L	Cu (327.395 nm)	> 100.00	-0.0003 u (ppm)	2.3300
6/18/2021 01:08:29	R2105861-002L	Fe (234.350 nm)	2.76	0.0101 (ppm)	132.9372
6/18/2021 01:08:29	R2105861-002L	K (766.491 nm)	2.27	0.3341 (ppm)	1136.1649
6/18/2021 01:08:29	R2105861-002L	Mg (279.078 nm)	0.13	4.0766 (ppm)	9137.6997
6/18/2021 01:08:29	R2105861-002L	Mn (257.610 nm)	0.17	0.0016 (ppm)	495.0284
6/18/2021 01:08:29	R2105861-002L	Mo (202.032 nm)	> 100.00	-0.0003 u (ppm)	4.9111
6/18/2021 01:08:29	R2105861-002L	Na (588.995 nm)	0.33	1.1007 (ppm)	29129.0942
6/18/2021 01:08:29	R2105861-002L	Ni (230.299 nm)	8.95	-0.0015 u (ppm)	-36.7485
6/18/2021 01:08:29	R2105861-002L	Pb (220.353 nm)	47.06	-0.0008 u (ppm)	0.3018
6/18/2021 01:08:29	R2105861-002L	Sb (217.582 nm)	50.41	-0.0022 u (ppm)	3.8121
6/18/2021 01:08:29	R2105861-002L	Se (196.026 nm)	> 100.00	0.0019 u (ppm)	1.1364
6/18/2021 01:08:29	R2105861-002L	Sn (189.925 nm)	> 100.00	0.0014 u (ppm)	-0.3116
6/18/2021 01:08:29	R2105861-002L	Sr (216.596 nm)	0.56	0.0736 (ppm)	607.4320
6/18/2021 01:08:29	R2105861-002L	Ti (336.122 nm)	6.01	0.0006 (ppm)	-945.8208
6/18/2021 01:08:29	R2105861-002L	Tl (351.923 nm)	76.71	0.0012 (ppm)	11.9773
6/18/2021 01:08:29	R2105861-002L	V (292.401 nm)	> 100.00	0.0000 u (ppm)	44.5220
6/18/2021 01:08:29	R2105861-002L	Y (360.074 nm)	0.37	1.00 (Ratio)	668116.57
6/18/2021 01:08:29	R2105861-002L	Y_R (360.074 nm)	0.37	1.00 (Ratio)	668116.57
6/18/2021 01:08:29	R2105861-002L	Zn (213.857 nm)	21.39	0.0005 (ppm)	-11.2454
6/18/2021 01:11:45	R2105861-003	Ag (328.068 nm)	> 100.00	-0.0001 u (ppm)	-130.4735
6/18/2021 01:11:45	R2105861-003	Al (237.312 nm)	19.47	0.0189 (ppm)	30.3433
6/18/2021 01:11:45	R2105861-003	As (188.980 nm)	> 100.00	-0.0020 u (ppm)	-0.3638
6/18/2021 01:11:45	R2105861-003	B (249.772 nm)	3.64	0.0055 (ppm)	408.5456
6/18/2021 01:11:45	R2105861-003	Ba (230.424 nm)	1.06	0.0063 (ppm)	236.4958
6/18/2021 01:11:45	R2105861-003	Be (313.107 nm)	36.95	0.0000 (ppm)	-556.0324
6/18/2021 01:11:45	R2105861-003	Ca (317.933 nm)	0.27	35.4717 (ppm)	1363816.7627
6/18/2021 01:11:45	R2105861-003	Cd (214.439 nm)	> 100.00	0.0000 u (ppm)	13.9605
6/18/2021 01:11:45	R2105861-003	Co (230.786 nm)	89.54	0.0001 (ppm)	10.2730
6/18/2021 01:11:45	R2105861-003	Cr (267.716 nm)	13.16	-0.0015 u (ppm)	11.2547
6/18/2021 01:11:45	R2105861-003	Cu (327.395 nm)	> 100.00	0.0002 u (ppm)	34.2770
6/18/2021 01:11:45	R2105861-003	Fe (234.350 nm)	3.66	0.0081 (ppm)	115.5166
6/18/2021 01:11:45	R2105861-003	K (766.491 nm)	0.97	1.1727 (ppm)	3712.8373
6/18/2021 01:11:45	R2105861-003	Mg (279.078 nm)	0.17	10.4052 (ppm)	23324.8560
6/18/2021 01:11:45	R2105861-003	Mn (257.610 nm)	0.15	0.0083 (ppm)	2290.6285
6/18/2021 01:11:45	R2105861-003	Mo (202.032 nm)	> 100.00	-0.0002 u (ppm)	5.2885
6/18/2021 01:11:45	R2105861-003	Na (588.995 nm)	0.32	5.1894 (ppm)	188550.2979
6/18/2021 01:11:45	R2105861-003	Ni (230.299 nm)	10.09	-0.0035 u (ppm)	-56.7196
6/18/2021 01:11:45	R2105861-003	Pb (220.353 nm)	> 100.00	-0.0021 u (ppm)	-2.5129
6/18/2021 01:11:45	R2105861-003	Sb (217.582 nm)	> 100.00	-0.0010 u (ppm)	5.2223
6/18/2021 01:11:45	R2105861-003	Se (196.026 nm)	> 100.00	0.0006 u (ppm)	0.3917
6/18/2021 01:11:45	R2105861-003	Sn (189.925 nm)	> 100.00	0.0012 u (ppm)	-0.4123
6/18/2021 01:11:45	R2105861-003	Sr (216.596 nm)	0.64	0.1377 (ppm)	1135.8941

Date Time	Label	Element Label (nm)	%RSD	Unadjusted Conc	Intensity
6/18/2021 01:11:45	R2105861-003	Ti (336.122 nm)	2.50	0.0018 (ppm)	-708.4503
6/18/2021 01:11:45	R2105861-003	Tl (351.923 nm)	97.71	-0.0012 u (ppm)	6.0831
6/18/2021 01:11:45	R2105861-003	V (292.401 nm)	9.43	0.0018 (ppm)	99.8933
6/18/2021 01:11:45	R2105861-003	Y (360.074 nm)	0.35	1.01 (Ratio)	674130.96
6/18/2021 01:11:45	R2105861-003	Y_R (360.074 nm)	0.35	1.01 (Ratio)	674130.96
6/18/2021 01:11:45	R2105861-003	Zn (213.857 nm)	2.19	0.0012 (ppm)	13.8917
6/18/2021 01:15:01	R2105861-004	Ag (328.068 nm)	85.87	-0.0002 u (ppm)	-134.7192
6/18/2021 01:15:01	R2105861-004	Al (237.312 nm)	0.81	0.1974 (ppm)	354.3036
6/18/2021 01:15:01	R2105861-004	As (188.980 nm)	35.25	-0.0025 u (ppm)	-0.7172
6/18/2021 01:15:01	R2105861-004	B (249.772 nm)	3.13	0.0062 (ppm)	443.6414
6/18/2021 01:15:01	R2105861-004	Ba (230.424 nm)	2.92	0.0062 (ppm)	232.3801
6/18/2021 01:15:01	R2105861-004	Be (313.107 nm)	16.03	0.0000 (ppm)	-513.6518
6/18/2021 01:15:01	R2105861-004	Ca (317.933 nm)	0.15	14.5633 (ppm)	561380.5975
6/18/2021 01:15:01	R2105861-004	Cd (214.439 nm)	> 100.00	0.0000 u (ppm)	13.3333
6/18/2021 01:15:01	R2105861-004	Co (230.786 nm)	35.26	0.0007 (ppm)	17.1121
6/18/2021 01:15:01	R2105861-004	Cr (267.716 nm)	48.46	-0.0008 u (ppm)	37.5451
6/18/2021 01:15:01	R2105861-004	Cu (327.395 nm)	> 100.00	0.0001 u (ppm)	23.8935
6/18/2021 01:15:01	R2105861-004	Fe (234.350 nm)	0.18	0.8967 (ppm)	7844.3325
6/18/2021 01:15:01	R2105861-004	K (766.491 nm)	0.95	0.8029 (ppm)	2576.5103
6/18/2021 01:15:01	R2105861-004	Mg (279.078 nm)	0.16	3.1558 (ppm)	7073.4676
6/18/2021 01:15:01	R2105861-004	Mn (257.610 nm)	0.16	0.1232 (ppm)	33298.9189
6/18/2021 01:15:01	R2105861-004	Mo (202.032 nm)	32.54	-0.0012 u (ppm)	1.1464
6/18/2021 01:15:01	R2105861-004	Na (588.995 nm)	0.32	2.5871 (ppm)	87085.8200
6/18/2021 01:15:01	R2105861-004	Ni (230.299 nm)	9.07	-0.0030 u (ppm)	-52.1982
6/18/2021 01:15:01	R2105861-004	Pb (220.353 nm)	52.00	-0.0021 u (ppm)	-2.5074
6/18/2021 01:15:01	R2105861-004	Sb (217.582 nm)	67.96	-0.0043 u (ppm)	1.4472
6/18/2021 01:15:01	R2105861-004	Se (196.026 nm)	> 100.00	-0.0014 u (ppm)	-0.7195
6/18/2021 01:15:01	R2105861-004	Sn (189.925 nm)	> 100.00	-0.0019 u (ppm)	-2.3854
6/18/2021 01:15:01	R2105861-004	Sr (216.596 nm)	0.26	0.0638 (ppm)	527.1876
6/18/2021 01:15:01	R2105861-004	Ti (336.122 nm)	0.45	0.0133 (ppm)	1614.1298
6/18/2021 01:15:01	R2105861-004	Tl (351.923 nm)	71.66	-0.0029 u (ppm)	1.6940
6/18/2021 01:15:01	R2105861-004	V (292.401 nm)	35.11	0.0005 (ppm)	59.1454
6/18/2021 01:15:01	R2105861-004	Y (360.074 nm)	0.18	1.01 (Ratio)	676347.45
6/18/2021 01:15:01	R2105861-004	Y_R (360.074 nm)	0.18	1.01 (Ratio)	676347.45
6/18/2021 01:15:01	R2105861-004	Zn (213.857 nm)	2.37	0.0027 (ppm)	68.9776
6/18/2021 01:18:18	Continuing Calibration Verification2	Ag (328.068 nm)	0.27	0.4962 (ppm)	36356.8752
6/18/2021 01:18:18	Continuing Calibration Verification2	Al (237.312 nm)	0.15	10.0131 (ppm)	18167.4793
6/18/2021 01:18:18	Continuing Calibration Verification2	As (188.980 nm)	0.28	0.9868 (ppm)	798.8697
6/18/2021 01:18:18	Continuing Calibration Verification2	B (249.772 nm)	0.36	2.5397 (ppm)	118507.6060
6/18/2021 01:18:18	Continuing Calibration Verification2	Ba (230.424 nm)	0.56	10.2728 (ppm)	377666.5880
6/18/2021 01:18:18	Continuing Calibration Verification2	Be (313.107 nm)	0.37	0.2533 (ppm)	361763.3542
6/18/2021 01:18:18	Continuing Calibration Verification2	Ca (317.933 nm)	0.47	25.3710 (ppm)	976164.1792
6/18/2021 01:18:18	Continuing Calibration Verification2	Cd (214.439 nm)	0.67	0.5006 (ppm)	9915.3574
6/18/2021 01:18:18	Continuing Calibration Verification2	Co (230.786 nm)	0.35	2.5333 (ppm)	30138.0034
6/18/2021 01:18:18	Continuing Calibration Verification2	Cr (267.716 nm)	0.34	0.5151 (ppm)	17931.0569
6/18/2021 01:18:18	Continuing Calibration Verification2	Cu (327.395 nm)	0.31	1.2469 (ppm)	73387.8429
6/18/2021 01:18:18	Continuing Calibration Verification2	Fe (234.350 nm)	0.37	5.0903 (ppm)	44322.5171
6/18/2021 01:18:18	Continuing Calibration Verification2	K (766.491 nm)	0.23	25.1039 (ppm)	77240.9083
6/18/2021 01:18:18	Continuing Calibration Verification2	Mg (279.078 nm)	0.42	25.1395 (ppm)	56355.2996
6/18/2021 01:18:18	Continuing Calibration Verification2	Mn (257.610 nm)	0.27	0.7590 (ppm)	204878.3726
6/18/2021 01:18:18	Continuing Calibration Verification2	Mo (202.032 nm)	0.56	2.5345 (ppm)	10222.1845

Date Time	Label	Element Label (nm)	%RSD	Unadjusted Conc	Intensity
6/18/2021 01:18:18	Continuing Calibration Verification2	Na (588.995 nm)	0.25	25.3530 (ppm)	974736.4132
6/18/2021 01:18:18	Continuing Calibration Verification2	Ni (230.299 nm)	0.39	2.0020 (ppm)	20089.1161
6/18/2021 01:18:18	Continuing Calibration Verification2	Pb (220.353 nm)	0.75	0.5059 (ppm)	1160.2467
6/18/2021 01:18:18	Continuing Calibration Verification2	Sb (217.582 nm)	0.34	4.9697 (ppm)	5585.6477
6/18/2021 01:18:18	Continuing Calibration Verification2	Se (196.026 nm)	0.30	0.4891 (ppm)	276.2855
6/18/2021 01:18:18	Continuing Calibration Verification2	Sn (189.925 nm)	0.14	5.0204 (ppm)	3152.3924
6/18/2021 01:18:18	Continuing Calibration Verification2	Sr (216.596 nm)	0.81	2.5481 (ppm)	21015.1805
6/18/2021 01:18:18	Continuing Calibration Verification2	Ti (336.122 nm)	0.32	2.5883 (ppm)	520423.3745
6/18/2021 01:18:18	Continuing Calibration Verification2	Tl (351.923 nm)	0.48	0.9907 (ppm)	2457.2627
6/18/2021 01:18:18	Continuing Calibration Verification2	V (292.401 nm)	0.29	2.5571 (ppm)	76176.2690
6/18/2021 01:18:18	Continuing Calibration Verification2	Y (360.074 nm)	0.28	0.98 (Ratio)	658014.65
6/18/2021 01:18:18	Continuing Calibration Verification2	Y_R (360.074 nm)	0.28	0.98 (Ratio)	658014.65
6/18/2021 01:18:18	Continuing Calibration Verification2	Zn (213.857 nm)	0.44	0.9938 (ppm)	34818.8024
6/18/2021 01:21:33	Continuing Calibration Blank2	Ag (328.068 nm)	> 100.00	-0.0001 u (ppm)	-128.7164
6/18/2021 01:21:33	Continuing Calibration Blank2	Al (237.312 nm)	> 100.00	-0.0004 u (ppm)	-4.7676
6/18/2021 01:21:33	Continuing Calibration Blank2	As (188.980 nm)	61.46	-0.0031 u (ppm)	-1.2517
6/18/2021 01:21:33	Continuing Calibration Blank2	B (249.772 nm)	46.28	0.0012 (ppm)	209.3078
6/18/2021 01:21:33	Continuing Calibration Blank2	Ba (230.424 nm)	> 100.00	0.0002 u (ppm)	10.0398
6/18/2021 01:21:33	Continuing Calibration Blank2	Be (313.107 nm)	> 100.00	0.0000 u (ppm)	-571.1218
6/18/2021 01:21:33	Continuing Calibration Blank2	Ca (317.933 nm)	2.92	0.0037 (ppm)	2605.1972
6/18/2021 01:21:33	Continuing Calibration Blank2	Cd (214.439 nm)	> 100.00	0.0001 (ppm)	15.5027
6/18/2021 01:21:33	Continuing Calibration Blank2	Co (230.786 nm)	> 100.00	-0.0003 u (ppm)	5.4954
6/18/2021 01:21:33	Continuing Calibration Blank2	Cr (267.716 nm)	> 100.00	0.0001 u (ppm)	69.2417
6/18/2021 01:21:33	Continuing Calibration Blank2	Cu (327.395 nm)	> 100.00	-0.0001 u (ppm)	14.0691
6/18/2021 01:21:33	Continuing Calibration Blank2	Fe (234.350 nm)	32.16	0.0017 (ppm)	59.9049
6/18/2021 01:21:33	Continuing Calibration Blank2	K (766.491 nm)	61.06	0.0203 (ppm)	172.2633
6/18/2021 01:21:33	Continuing Calibration Blank2	Mg (279.078 nm)	> 100.00	-0.0004 u (ppm)	-1.7733
6/18/2021 01:21:33	Continuing Calibration Blank2	Mn (257.610 nm)	> 100.00	0.0000 u (ppm)	65.1300
6/18/2021 01:21:33	Continuing Calibration Blank2	Mo (202.032 nm)	29.17	0.0010 (ppm)	10.2205
6/18/2021 01:21:33	Continuing Calibration Blank2	Na (588.995 nm)	17.24	0.0133 (ppm)	-13267.1922
6/18/2021 01:21:33	Continuing Calibration Blank2	Ni (230.299 nm)	92.43	-0.0004 u (ppm)	-25.8961
6/18/2021 01:21:33	Continuing Calibration Blank2	Pb (220.353 nm)	> 100.00	-0.0008 u (ppm)	0.3414
6/18/2021 01:21:33	Continuing Calibration Blank2	Sb (217.582 nm)	> 100.00	-0.0017 u (ppm)	4.4255
6/18/2021 01:21:33	Continuing Calibration Blank2	Se (196.026 nm)	> 100.00	0.0034 (ppm)	1.9553
6/18/2021 01:21:33	Continuing Calibration Blank2	Sn (189.925 nm)	> 100.00	-0.0002 u (ppm)	-1.3290
6/18/2021 01:21:33	Continuing Calibration Blank2	Sr (216.596 nm)	> 100.00	-0.0001 u (ppm)	-0.2179
6/18/2021 01:21:33	Continuing Calibration Blank2	Ti (336.122 nm)	30.18	0.0007 (ppm)	-924.4798
6/18/2021 01:21:33	Continuing Calibration Blank2	Tl (351.923 nm)	> 100.00	-0.0025 u (ppm)	2.7359
6/18/2021 01:21:33	Continuing Calibration Blank2	V (292.401 nm)	> 100.00	0.0000 u (ppm)	44.1342
6/18/2021 01:21:33	Continuing Calibration Blank2	Y (360.074 nm)	0.13	0.99 (Ratio)	661764.83
6/18/2021 01:21:33	Continuing Calibration Blank2	Y_R (360.074 nm)	0.13	0.99 (Ratio)	661764.83
6/18/2021 01:21:33	Continuing Calibration Blank2	Zn (213.857 nm)	19.35	-0.0001 u (ppm)	-29.8959
6/18/2021 01:24:50	R2105861-005	Ag (328.068 nm)	57.68	-0.0002 u (ppm)	-137.4725
6/18/2021 01:24:50	R2105861-005	Al (237.312 nm)	19.30	0.0134 (ppm)	20.3212
6/18/2021 01:24:50	R2105861-005	As (188.980 nm)	12.65	-0.0037 u (ppm)	-1.6745
6/18/2021 01:24:50	R2105861-005	B (249.772 nm)	1.99	0.0066 (ppm)	460.3701
6/18/2021 01:24:50	R2105861-005	Ba (230.424 nm)	0.43	0.0093 (ppm)	343.6058
6/18/2021 01:24:50	R2105861-005	Be (313.107 nm)	65.54	0.0000 (ppm)	-556.2407
6/18/2021 01:24:50	R2105861-005	Ca (317.933 nm)	0.35	42.2801 (ppm)	1625111.8220
6/18/2021 01:24:50	R2105861-005	Cd (214.439 nm)	75.56	-0.0002 u (ppm)	9.2543
6/18/2021 01:24:50	R2105861-005	Co (230.786 nm)	> 100.00	0.0000 u (ppm)	9.0254

Date Time	Label	Element Label (nm)	%RSD	Unadjusted Conc	Intensity
6/18/2021 01:24:50	R2105861-005	Cr (267.716 nm)	28.82	-0.0010 u (ppm)	28.2756
6/18/2021 01:24:50	R2105861-005	Cu (327.395 nm)	31.11	-0.0002 u (ppm)	6.5824
6/18/2021 01:24:50	R2105861-005	Fe (234.350 nm)	14.42	0.0033 (ppm)	73.4499
6/18/2021 01:24:50	R2105861-005	K (766.491 nm)	1.35	0.9203 (ppm)	2937.3678
6/18/2021 01:24:50	R2105861-005	Mg (279.078 nm)	0.16	14.3167 (ppm)	32093.3668
6/18/2021 01:24:50	R2105861-005	Mn (257.610 nm)	5.35	0.0003 (ppm)	141.8814
6/18/2021 01:24:50	R2105861-005	Mo (202.032 nm)	38.44	-0.0018 u (ppm)	-1.2929
6/18/2021 01:24:50	R2105861-005	Na (588.995 nm)	0.32	3.2084 (ppm)	111311.6507
6/18/2021 01:24:50	R2105861-005	Ni (230.299 nm)	5.30	-0.0038 u (ppm)	-59.9027
6/18/2021 01:24:50	R2105861-005	Pb (220.353 nm)	> 100.00	-0.0021 u (ppm)	-2.6235
6/18/2021 01:24:50	R2105861-005	Sb (217.582 nm)	> 100.00	0.0002 u (ppm)	6.5640
6/18/2021 01:24:50	R2105861-005	Se (196.026 nm)	> 100.00	0.0038 u (ppm)	2.1782
6/18/2021 01:24:50	R2105861-005	Sn (189.925 nm)	> 100.00	-0.0015 u (ppm)	-2.1351
6/18/2021 01:24:50	R2105861-005	Sr (216.596 nm)	1.13	0.1757 (ppm)	1449.9664
6/18/2021 01:24:50	R2105861-005	Ti (336.122 nm)	2.23	0.0020 (ppm)	-653.5825
6/18/2021 01:24:50	R2105861-005	Tl (351.923 nm)	> 100.00	-0.0001 u (ppm)	8.6051
6/18/2021 01:24:50	R2105861-005	V (292.401 nm)	25.49	0.0012 (ppm)	79.7154
6/18/2021 01:24:50	R2105861-005	Y (360.074 nm)	0.23	1.00 (Ratio)	670993.37
6/18/2021 01:24:50	R2105861-005	Y_R (360.074 nm)	0.23	1.00 (Ratio)	670993.37
6/18/2021 01:24:50	R2105861-005	Zn (213.857 nm)	3.40	0.0012 (ppm)	16.5476
6/18/2021 01:28:07	R2105861-006	Ag (328.068 nm)	23.07	-0.0002 u (ppm)	-135.9453
6/18/2021 01:28:07	R2105861-006	Al (237.312 nm)	7.98	0.0178 (ppm)	28.3012
6/18/2021 01:28:07	R2105861-006	As (188.980 nm)	72.69	-0.0029 u (ppm)	-1.0498
6/18/2021 01:28:07	R2105861-006	B (249.772 nm)	3.52	0.0046 (ppm)	369.3448
6/18/2021 01:28:07	R2105861-006	Ba (230.424 nm)	0.57	0.0167 (ppm)	618.2556
6/18/2021 01:28:07	R2105861-006	Be (313.107 nm)	37.67	0.0000 (ppm)	-558.6071
6/18/2021 01:28:07	R2105861-006	Ca (317.933 nm)	0.17	35.1127 (ppm)	1350036.7711
6/18/2021 01:28:07	R2105861-006	Cd (214.439 nm)	> 100.00	0.0000 u (ppm)	12.1481
6/18/2021 01:28:07	R2105861-006	Co (230.786 nm)	26.45	-0.0002 u (ppm)	6.6787
6/18/2021 01:28:07	R2105861-006	Cr (267.716 nm)	26.05	-0.0009 u (ppm)	32.8131
6/18/2021 01:28:07	R2105861-006	Cu (327.395 nm)	35.06	0.0006 (ppm)	54.7349
6/18/2021 01:28:07	R2105861-006	Fe (234.350 nm)	1.33	0.0051 (ppm)	88.9777
6/18/2021 01:28:07	R2105861-006	K (766.491 nm)	0.39	0.9377 (ppm)	2990.7895
6/18/2021 01:28:07	R2105861-006	Mg (279.078 nm)	0.14	10.3517 (ppm)	23204.9355
6/18/2021 01:28:07	R2105861-006	Mn (257.610 nm)	0.90	0.0023 (ppm)	693.1244
6/18/2021 01:28:07	R2105861-006	Mo (202.032 nm)	57.63	-0.0008 u (ppm)	2.6433
6/18/2021 01:28:07	R2105861-006	Na (588.995 nm)	0.17	3.1058 (ppm)	107311.7533
6/18/2021 01:28:07	R2105861-006	Ni (230.299 nm)	9.07	-0.0034 u (ppm)	-56.2196
6/18/2021 01:28:07	R2105861-006	Pb (220.353 nm)	75.68	-0.0020 u (ppm)	-2.3142
6/18/2021 01:28:07	R2105861-006	Sb (217.582 nm)	13.61	-0.0041 u (ppm)	1.7082
6/18/2021 01:28:07	R2105861-006	Se (196.026 nm)	> 100.00	-0.0011 u (ppm)	-0.5751
6/18/2021 01:28:07	R2105861-006	Sn (189.925 nm)	79.36	0.0012 (ppm)	-0.4081
6/18/2021 01:28:07	R2105861-006	Sr (216.596 nm)	0.62	0.1153 (ppm)	951.4029
6/18/2021 01:28:07	R2105861-006	Ti (336.122 nm)	3.94	0.0018 (ppm)	-707.9413
6/18/2021 01:28:07	R2105861-006	Tl (351.923 nm)	35.66	-0.0056 u (ppm)	-4.8756
6/18/2021 01:28:07	R2105861-006	V (292.401 nm)	17.88	0.0014 (ppm)	85.2392
6/18/2021 01:28:07	R2105861-006	Y (360.074 nm)	0.15	1.01 (Ratio)	673791.44
6/18/2021 01:28:07	R2105861-006	Y_R (360.074 nm)	0.15	1.01 (Ratio)	673791.44
6/18/2021 01:28:07	R2105861-006	Zn (213.857 nm)	1.13	0.0046 (ppm)	134.6958
6/18/2021 01:31:23	R2105861-007	Ag (328.068 nm)	> 100.00	-0.0002 u (ppm)	-134.5194
6/18/2021 01:31:23	R2105861-007	Al (237.312 nm)	0.50	0.5836 (ppm)	1055.0571

Date Time	Label	Element Label (nm)	%RSD	Unadjusted Conc	Intensity
6/18/2021 01:31:23	R2105861-007	As (188.980 nm)	40.56	-0.0053 u (ppm)	-2.8992
6/18/2021 01:31:23	R2105861-007	B (249.772 nm)	0.14	0.2820 (ppm)	13295.9895
6/18/2021 01:31:23	R2105861-007	Ba (230.424 nm)	0.29	0.0412 (ppm)	1519.0685
6/18/2021 01:31:23	R2105861-007	Be (313.107 nm)	25.03	0.0000 (ppm)	-510.9610
6/18/2021 01:31:23	R2105861-007	Ca (317.933 nm)	0.36	95.1154 o (ppm)	3652856.3316
6/18/2021 01:31:23	R2105861-007	Cd (214.439 nm)	> 100.00	0.0000 u (ppm)	12.3010
6/18/2021 01:31:23	R2105861-007	Co (230.786 nm)	18.46	0.0045 (ppm)	62.5750
6/18/2021 01:31:23	R2105861-007	Cr (267.716 nm)	52.50	-0.0001 u (ppm)	61.9159
6/18/2021 01:31:23	R2105861-007	Cu (327.395 nm)	9.23	0.0033 (ppm)	215.5855
6/18/2021 01:31:23	R2105861-007	Fe (234.350 nm)	0.03	0.4609 (ppm)	4053.6758
6/18/2021 01:31:23	R2105861-007	K (766.491 nm)	0.26	2.5020 (ppm)	7797.0755
6/18/2021 01:31:23	R2105861-007	Mg (279.078 nm)	0.09	39.8874 (ppm)	89416.4438
6/18/2021 01:31:23	R2105861-007	Mn (257.610 nm)	0.18	0.0231 (ppm)	6310.5110
6/18/2021 01:31:23	R2105861-007	Mo (202.032 nm)	37.03	-0.0016 u (ppm)	-0.3840
6/18/2021 01:31:23	R2105861-007	Na (588.995 nm)	0.49	25.8902 (ppm)	995682.8472
6/18/2021 01:31:23	R2105861-007	Ni (230.299 nm)	4.55	0.0125 (ppm)	103.5422
6/18/2021 01:31:23	R2105861-007	Pb (220.353 nm)	46.08	-0.0029 u (ppm)	-4.3473
6/18/2021 01:31:23	R2105861-007	Sb (217.582 nm)	24.15	-0.0045 u (ppm)	1.2101
6/18/2021 01:31:23	R2105861-007	Se (196.026 nm)	51.74	-0.0052 u (ppm)	-2.9047
6/18/2021 01:31:23	R2105861-007	Sn (189.925 nm)	> 100.00	-0.0028 u (ppm)	-2.9196
6/18/2021 01:31:23	R2105861-007	Sr (216.596 nm)	0.64	0.5687 (ppm)	4690.6960
6/18/2021 01:31:23	R2105861-007	Ti (336.122 nm)	0.11	0.0141 (ppm)	1787.8051
6/18/2021 01:31:23	R2105861-007	Tl (351.923 nm)	79.37	-0.0017 u (ppm)	4.8587
6/18/2021 01:31:23	R2105861-007	V (292.401 nm)	5.86	0.0094 (ppm)	324.2879
6/18/2021 01:31:23	R2105861-007	Y (360.074 nm)	0.21	1.00 (Ratio)	665502.33
6/18/2021 01:31:23	R2105861-007	Y_R (360.074 nm)	0.21	1.00 (Ratio)	665502.33
6/18/2021 01:31:23	R2105861-007	Zn (213.857 nm)	3.23	0.0028 (ppm)	71.5987
6/18/2021 01:34:39	R2105861-008	Ag (328.068 nm)	73.34	-0.0002 u (ppm)	-136.4557
6/18/2021 01:34:39	R2105861-008	Al (237.312 nm)	5.68	0.0324 (ppm)	54.8400
6/18/2021 01:34:39	R2105861-008	As (188.980 nm)	> 100.00	-0.0011 u (ppm)	0.3703
6/18/2021 01:34:39	R2105861-008	B (249.772 nm)	6.56	0.0028 (ppm)	284.2915
6/18/2021 01:34:39	R2105861-008	Ba (230.424 nm)	1.79	0.0084 (ppm)	314.0394
6/18/2021 01:34:39	R2105861-008	Be (313.107 nm)	39.68	0.0000 (ppm)	-559.5119
6/18/2021 01:34:39	R2105861-008	Ca (317.933 nm)	0.18	33.4360 (ppm)	1285686.1351
6/18/2021 01:34:39	R2105861-008	Cd (214.439 nm)	> 100.00	0.0000 u (ppm)	13.3302
6/18/2021 01:34:39	R2105861-008	Co (230.786 nm)	> 100.00	0.0002 u (ppm)	10.8549
6/18/2021 01:34:39	R2105861-008	Cr (267.716 nm)	3.99	-0.0012 u (ppm)	22.2926
6/18/2021 01:34:39	R2105861-008	Cu (327.395 nm)	> 100.00	-0.0001 u (ppm)	15.5461
6/18/2021 01:34:39	R2105861-008	Fe (234.350 nm)	0.99	0.0475 (ppm)	458.1189
6/18/2021 01:34:39	R2105861-008	K (766.491 nm)	0.70	0.8813 (ppm)	2817.5538
6/18/2021 01:34:39	R2105861-008	Mg (279.078 nm)	0.10	9.7780 (ppm)	21918.7022
6/18/2021 01:34:39	R2105861-008	Mn (257.610 nm)	0.11	0.0153 (ppm)	4181.0734
6/18/2021 01:34:39	R2105861-008	Mo (202.032 nm)	82.64	-0.0010 u (ppm)	2.0004
6/18/2021 01:34:39	R2105861-008	Na (588.995 nm)	0.60	4.0506 (ppm)	144148.0682
6/18/2021 01:34:39	R2105861-008	Ni (230.299 nm)	26.95	-0.0013 u (ppm)	-34.6880
6/18/2021 01:34:39	R2105861-008	Pb (220.353 nm)	> 100.00	-0.0009 u (ppm)	0.0683
6/18/2021 01:34:39	R2105861-008	Sb (217.582 nm)	> 100.00	-0.0030 u (ppm)	2.9491
6/18/2021 01:34:39	R2105861-008	Se (196.026 nm)	> 100.00	-0.0029 u (ppm)	-1.5886
6/18/2021 01:34:39	R2105861-008	Sn (189.925 nm)	> 100.00	0.0018 u (ppm)	-0.0600
6/18/2021 01:34:39	R2105861-008	Sr (216.596 nm)	1.40	0.1216 (ppm)	1003.5514
6/18/2021 01:34:39	R2105861-008	Ti (336.122 nm)	4.96	0.0017 (ppm)	-722.7272

Date Time	Label	Element Label (nm)	%RSD	Unadjusted Conc	Intensity
6/18/2021 01:34:39	R2105861-008	Tl (351.923 nm)	> 100.00	0.0009 u (ppm)	11.1751
6/18/2021 01:34:39	R2105861-008	V (292.401 nm)	> 100.00	0.0000 u (ppm)	45.9242
6/18/2021 01:34:39	R2105861-008	Y (360.074 nm)	0.23	1.00 (Ratio)	671391.82
6/18/2021 01:34:39	R2105861-008	Y_R (360.074 nm)	0.23	1.00 (Ratio)	671391.82
6/18/2021 01:34:39	R2105861-008	Zn (213.857 nm)	8.93	0.0015 (ppm)	26.6907
6/18/2021 01:37:56	R2105861-009	Ag (328.068 nm)	80.77	-0.0001 u (ppm)	-131.9424
6/18/2021 01:37:56	R2105861-009	Al (237.312 nm)	1.90	0.1141 (ppm)	202.9907
6/18/2021 01:37:56	R2105861-009	As (188.980 nm)	> 100.00	-0.0014 u (ppm)	0.1259
6/18/2021 01:37:56	R2105861-009	B (249.772 nm)	1.80	0.0048 (ppm)	375.7959
6/18/2021 01:37:56	R2105861-009	Ba (230.424 nm)	0.34	0.0139 (ppm)	513.8044
6/18/2021 01:37:56	R2105861-009	Be (313.107 nm)	48.94	0.0000 (ppm)	-550.4120
6/18/2021 01:37:56	R2105861-009	Ca (317.933 nm)	0.24	50.6930 (ppm)	1947986.1061
6/18/2021 01:37:56	R2105861-009	Cd (214.439 nm)	> 100.00	0.0000 u (ppm)	13.2388
6/18/2021 01:37:56	R2105861-009	Co (230.786 nm)	> 100.00	0.0003 u (ppm)	12.0758
6/18/2021 01:37:56	R2105861-009	Cr (267.716 nm)	25.21	-0.0005 u (ppm)	47.9683
6/18/2021 01:37:56	R2105861-009	Cu (327.395 nm)	37.06	0.0014 (ppm)	102.7710
6/18/2021 01:37:56	R2105861-009	Fe (234.350 nm)	0.36	0.2553 (ppm)	2265.9454
6/18/2021 01:37:56	R2105861-009	K (766.491 nm)	1.41	0.8163 (ppm)	2617.7359
6/18/2021 01:37:56	R2105861-009	Mg (279.078 nm)	0.09	15.0314 (ppm)	33695.5338
6/18/2021 01:37:56	R2105861-009	Mn (257.610 nm)	0.77	0.0034 (ppm)	971.9901
6/18/2021 01:37:56	R2105861-009	Mo (202.032 nm)	47.58	-0.0013 u (ppm)	0.8526
6/18/2021 01:37:56	R2105861-009	Na (588.995 nm)	0.29	2.4380 (ppm)	81273.1938
6/18/2021 01:37:56	R2105861-009	Ni (230.299 nm)	34.01	-0.0032 u (ppm)	-53.9702
6/18/2021 01:37:56	R2105861-009	Pb (220.353 nm)	> 100.00	-0.0005 u (ppm)	1.1524
6/18/2021 01:37:56	R2105861-009	Sb (217.582 nm)	> 100.00	-0.0018 u (ppm)	4.2831
6/18/2021 01:37:56	R2105861-009	Se (196.026 nm)	> 100.00	-0.0026 u (ppm)	-1.3900
6/18/2021 01:37:56	R2105861-009	Sn (189.925 nm)	> 100.00	0.0000 u (ppm)	-1.1653
6/18/2021 01:37:56	R2105861-009	Sr (216.596 nm)	0.95	0.1711 (ppm)	1412.0179
6/18/2021 01:37:56	R2105861-009	Ti (336.122 nm)	6.82	0.0041 (ppm)	-235.2166
6/18/2021 01:37:56	R2105861-009	Tl (351.923 nm)	57.99	-0.0031 u (ppm)	1.2845
6/18/2021 01:37:56	R2105861-009	V (292.401 nm)	29.74	0.0006 (ppm)	63.1003
6/18/2021 01:37:56	R2105861-009	Y (360.074 nm)	0.27	1.00 (Ratio)	669648.88
6/18/2021 01:37:56	R2105861-009	Y_R (360.074 nm)	0.27	1.00 (Ratio)	669648.88
6/18/2021 01:37:56	R2105861-009	Zn (213.857 nm)	1.90	0.0036 (ppm)	99.7937
6/18/2021 01:41:12	R2105861-010	Ag (328.068 nm)	37.13	-0.0001 u (ppm)	-129.0985
6/18/2021 01:41:12	R2105861-010	Al (237.312 nm)	3.43	0.0367 (ppm)	62.5420
6/18/2021 01:41:12	R2105861-010	As (188.980 nm)	24.54	-0.0051 u (ppm)	-2.8543
6/18/2021 01:41:12	R2105861-010	B (249.772 nm)	0.76	0.0027 (ppm)	278.9774
6/18/2021 01:41:12	R2105861-010	Ba (230.424 nm)	2.31	0.0086 (ppm)	319.3821
6/18/2021 01:41:12	R2105861-010	Be (313.107 nm)	43.99	0.0000 (ppm)	-556.0354
6/18/2021 01:41:12	R2105861-010	Ca (317.933 nm)	0.02	21.5022 (ppm)	827685.2584
6/18/2021 01:41:12	R2105861-010	Cd (214.439 nm)	> 100.00	0.0000 u (ppm)	12.8502
6/18/2021 01:41:12	R2105861-010	Co (230.786 nm)	> 100.00	0.0000 u (ppm)	8.8140
6/18/2021 01:41:12	R2105861-010	Cr (267.716 nm)	13.17	-0.0012 u (ppm)	23.6294
6/18/2021 01:41:12	R2105861-010	Cu (327.395 nm)	> 100.00	0.0001 u (ppm)	28.0700
6/18/2021 01:41:12	R2105861-010	Fe (234.350 nm)	0.58	0.0510 (ppm)	488.7137
6/18/2021 01:41:12	R2105861-010	K (766.491 nm)	0.25	0.6476 (ppm)	2099.4069
6/18/2021 01:41:12	R2105861-010	Mg (279.078 nm)	0.14	7.0753 (ppm)	15859.9819
6/18/2021 01:41:12	R2105861-010	Mn (257.610 nm)	0.54	0.0043 (ppm)	1231.1412
6/18/2021 01:41:12	R2105861-010	Mo (202.032 nm)	51.76	-0.0012 u (ppm)	1.3135
6/18/2021 01:41:12	R2105861-010	Na (588.995 nm)	0.11	2.6336 (ppm)	88897.4065

Date Time	Label	Element Label (nm)	%RSD	Unadjusted Conc	Intensity
6/18/2021 01:41:12	R2105861-010	Ni (230.299 nm)	11.59	-0.0026 u (ppm)	-48.2499
6/18/2021 01:41:12	R2105861-010	Pb (220.353 nm)	58.50	-0.0025 u (ppm)	-3.5432
6/18/2021 01:41:12	R2105861-010	Sb (217.582 nm)	> 100.00	-0.0006 u (ppm)	5.6231
6/18/2021 01:41:12	R2105861-010	Se (196.026 nm)	80.50	-0.0034 u (ppm)	-1.8667
6/18/2021 01:41:12	R2105861-010	Sn (189.925 nm)	> 100.00	-0.0002 u (ppm)	-1.2941
6/18/2021 01:41:12	R2105861-010	Sr (216.596 nm)	0.78	0.1056 (ppm)	871.1603
6/18/2021 01:41:12	R2105861-010	Ti (336.122 nm)	3.94	0.0024 (ppm)	-588.9111
6/18/2021 01:41:12	R2105861-010	Tl (351.923 nm)	25.20	-0.0048 u (ppm)	-2.9693
6/18/2021 01:41:12	R2105861-010	V (292.401 nm)	1.63	0.0111 (ppm)	374.0587
6/18/2021 01:41:12	R2105861-010	Y (360.074 nm)	0.15	1.00 (Ratio)	670764.31
6/18/2021 01:41:12	R2105861-010	Y_R (360.074 nm)	0.15	1.00 (Ratio)	670764.31
6/18/2021 01:41:12	R2105861-010	Zn (213.857 nm)	3.60	0.0015 (ppm)	23.8895
6/18/2021 01:44:28	R2105861-011	Ag (328.068 nm)	8.79	-0.0002 u (ppm)	-137.4500
6/18/2021 01:44:28	R2105861-011	Al (237.312 nm)	29.06	0.0120 (ppm)	17.7072
6/18/2021 01:44:28	R2105861-011	As (188.980 nm)	86.15	-0.0037 u (ppm)	-1.6846
6/18/2021 01:44:28	R2105861-011	B (249.772 nm)	3.78	0.0041 (ppm)	345.7513
6/18/2021 01:44:28	R2105861-011	Ba (230.424 nm)	0.85	0.0167 (ppm)	619.0851
6/18/2021 01:44:28	R2105861-011	Be (313.107 nm)	> 100.00	0.0000 u (ppm)	-569.8974
6/18/2021 01:44:28	R2105861-011	Ca (317.933 nm)	0.14	34.9668 (ppm)	1344438.1066
6/18/2021 01:44:28	R2105861-011	Cd (214.439 nm)	> 100.00	-0.0001 u (ppm)	10.0566
6/18/2021 01:44:28	R2105861-011	Co (230.786 nm)	> 100.00	0.0000 u (ppm)	8.8212
6/18/2021 01:44:28	R2105861-011	Cr (267.716 nm)	15.65	-0.0010 u (ppm)	29.9694
6/18/2021 01:44:28	R2105861-011	Cu (327.395 nm)	> 100.00	0.0008 u (ppm)	65.1084
6/18/2021 01:44:28	R2105861-011	Fe (234.350 nm)	4.63	0.0041 (ppm)	80.3977
6/18/2021 01:44:28	R2105861-011	K (766.491 nm)	0.88	0.9250 (ppm)	2951.8528
6/18/2021 01:44:28	R2105861-011	Mg (279.078 nm)	0.13	10.3166 (ppm)	23126.2759
6/18/2021 01:44:28	R2105861-011	Mn (257.610 nm)	1.35	0.0024 (ppm)	708.5111
6/18/2021 01:44:28	R2105861-011	Mo (202.032 nm)	53.31	-0.0013 u (ppm)	0.6748
6/18/2021 01:44:28	R2105861-011	Na (588.995 nm)	0.42	3.0972 (ppm)	106972.9971
6/18/2021 01:44:28	R2105861-011	Ni (230.299 nm)	7.55	-0.0041 u (ppm)	-62.6734
6/18/2021 01:44:28	R2105861-011	Pb (220.353 nm)	47.90	-0.0031 u (ppm)	-4.8435
6/18/2021 01:44:28	R2105861-011	Sb (217.582 nm)	67.15	-0.0041 u (ppm)	1.7401
6/18/2021 01:44:28	R2105861-011	Se (196.026 nm)	> 100.00	-0.0014 u (ppm)	-0.7343
6/18/2021 01:44:28	R2105861-011	Sn (189.925 nm)	44.12	-0.0030 u (ppm)	-3.0628
6/18/2021 01:44:28	R2105861-011	Sr (216.596 nm)	0.14	0.1141 (ppm)	941.6958
6/18/2021 01:44:28	R2105861-011	Ti (336.122 nm)	3.31	0.0016 (ppm)	-732.3498
6/18/2021 01:44:28	R2105861-011	Tl (351.923 nm)	95.69	-0.0067 u (ppm)	-7.6721
6/18/2021 01:44:28	R2105861-011	V (292.401 nm)	25.30	0.0015 (ppm)	88.9238
6/18/2021 01:44:28	R2105861-011	Y (360.074 nm)	0.30	1.01 (Ratio)	672000.38
6/18/2021 01:44:28	R2105861-011	Y_R (360.074 nm)	0.30	1.01 (Ratio)	672000.38
6/18/2021 01:44:28	R2105861-011	Zn (213.857 nm)	1.66	0.0039 (ppm)	110.8511
6/18/2021 01:47:45	R2105861-012	Ag (328.068 nm)	> 100.00	-0.0001 u (ppm)	-131.7592
6/18/2021 01:47:45	R2105861-012	Al (237.312 nm)	0.14	30.4123 o (ppm)	55187.3022
6/18/2021 01:47:45	R2105861-012	As (188.980 nm)	68.85	0.0016 (ppm)	2.5526
6/18/2021 01:47:45	R2105861-012	B (249.772 nm)	0.29	0.0376 (ppm)	1905.7498
6/18/2021 01:47:45	R2105861-012	Ba (230.424 nm)	0.91	0.2297 (ppm)	8449.4500
6/18/2021 01:47:45	R2105861-012	Be (313.107 nm)	1.04	0.0013 (ppm)	1229.2781
6/18/2021 01:47:45	R2105861-012	Ca (317.933 nm)	0.08	97.1477 o (ppm)	3730853.0053
6/18/2021 01:47:45	R2105861-012	Cd (214.439 nm)	> 100.00	0.0001 u (ppm)	15.6109
6/18/2021 01:47:45	R2105861-012	Co (230.786 nm)	3.59	0.0182 (ppm)	224.9353
6/18/2021 01:47:45	R2105861-012	Cr (267.716 nm)	0.18	0.0736 (ppm)	2618.9145

Date Time	Label	Element Label (nm)	%RSD	Unadjusted Conc	Intensity
6/18/2021 01:47:45	R2105861-012	Cu (327.395 nm)	0.94	0.0314 (ppm)	1869.1855
6/18/2021 01:47:45	R2105861-012	Fe (234.350 nm)	0.30	42.4910 o (ppm)	369646.7796
6/18/2021 01:47:45	R2105861-012	K (766.491 nm)	0.28	8.9172 (ppm)	27507.5430
6/18/2021 01:47:45	R2105861-012	Mg (279.078 nm)	0.25	36.3791 (ppm)	81551.8058
6/18/2021 01:47:45	R2105861-012	Mn (257.610 nm)	0.13	0.9831 (ppm)	265343.5092
6/18/2021 01:47:45	R2105861-012	Mo (202.032 nm)	5.08	0.0035 (ppm)	20.1796
6/18/2021 01:47:45	R2105861-012	Na (588.995 nm)	0.31	7.5600 (ppm)	280979.8275
6/18/2021 01:47:45	R2105861-012	Ni (230.299 nm)	18.35	0.0060 (ppm)	38.2541
6/18/2021 01:47:45	R2105861-012	Pb (220.353 nm)	7.91	0.0339 (ppm)	79.8941
6/18/2021 01:47:45	R2105861-012	Sb (217.582 nm)	61.67	-0.0047 u (ppm)	1.0515
6/18/2021 01:47:45	R2105861-012	Se (196.026 nm)	28.78	-0.0068 u (ppm)	-3.8036
6/18/2021 01:47:45	R2105861-012	Sn (189.925 nm)	> 100.00	0.0006 u (ppm)	-0.8064
6/18/2021 01:47:45	R2105861-012	Sr (216.596 nm)	0.13	0.2758 (ppm)	2275.3543
6/18/2021 01:47:45	R2105861-012	Ti (336.122 nm)	0.23	0.8127 (ppm)	162676.6993
6/18/2021 01:47:45	R2105861-012	Tl (351.923 nm)	> 100.00	-0.0041 u (ppm)	-1.0650
6/18/2021 01:47:45	R2105861-012	V (292.401 nm)	0.64	0.0475 (ppm)	1460.5575
6/18/2021 01:47:45	R2105861-012	Y (360.074 nm)	0.13	1.01 (Ratio)	675702.43
6/18/2021 01:47:45	R2105861-012	Y_R (360.074 nm)	0.13	1.01 (Ratio)	675702.43
6/18/2021 01:47:45	R2105861-012	Zn (213.857 nm)	0.20	0.0664 (ppm)	2300.2580
6/18/2021 01:51:01	R2105861-013	Ag (328.068 nm)	81.62	-0.0002 u (ppm)	-133.3264
6/18/2021 01:51:01	R2105861-013	Al (237.312 nm)	1.06	0.2314 (ppm)	415.9240
6/18/2021 01:51:01	R2105861-013	As (188.980 nm)	> 100.00	-0.0027 u (ppm)	-0.9443
6/18/2021 01:51:01	R2105861-013	B (249.772 nm)	0.43	0.0201 (ppm)	1092.2645
6/18/2021 01:51:01	R2105861-013	Ba (230.424 nm)	0.25	0.0264 (ppm)	973.1313
6/18/2021 01:51:01	R2105861-013	Be (313.107 nm)	45.58	0.0000 (ppm)	-545.2483
6/18/2021 01:51:01	R2105861-013	Ca (317.933 nm)	0.10	47.5480 (ppm)	1827286.3638
6/18/2021 01:51:01	R2105861-013	Cd (214.439 nm)	> 100.00	0.0000 u (ppm)	12.3297
6/18/2021 01:51:01	R2105861-013	Co (230.786 nm)	15.09	0.0004 (ppm)	14.0128
6/18/2021 01:51:01	R2105861-013	Cr (267.716 nm)	4.62	0.0011 (ppm)	101.8991
6/18/2021 01:51:01	R2105861-013	Cu (327.395 nm)	25.71	0.0019 (ppm)	132.0138
6/18/2021 01:51:01	R2105861-013	Fe (234.350 nm)	0.50	0.2621 (ppm)	2324.6166
6/18/2021 01:51:01	R2105861-013	K (766.491 nm)	0.35	2.7056 (ppm)	8422.6806
6/18/2021 01:51:01	R2105861-013	Mg (279.078 nm)	0.10	10.2340 (ppm)	22941.0557
6/18/2021 01:51:01	R2105861-013	Mn (257.610 nm)	0.44	0.0152 (ppm)	4173.7312
6/18/2021 01:51:01	R2105861-013	Mo (202.032 nm)	23.07	0.0017 (ppm)	12.9433
6/18/2021 01:51:01	R2105861-013	Na (588.995 nm)	0.30	26.9652 (ppm)	1037598.3733
6/18/2021 01:51:01	R2105861-013	Ni (230.299 nm)	16.18	-0.0029 u (ppm)	-50.9822
6/18/2021 01:51:01	R2105861-013	Pb (220.353 nm)	40.58	-0.0023 u (ppm)	-2.9356
6/18/2021 01:51:01	R2105861-013	Sb (217.582 nm)	> 100.00	-0.0026 u (ppm)	3.4032
6/18/2021 01:51:01	R2105861-013	Se (196.026 nm)	62.19	-0.0049 u (ppm)	-2.6970
6/18/2021 01:51:01	R2105861-013	Sn (189.925 nm)	> 100.00	0.0003 u (ppm)	-0.9985
6/18/2021 01:51:01	R2105861-013	Sr (216.596 nm)	0.70	0.1569 (ppm)	1294.5233
6/18/2021 01:51:01	R2105861-013	Ti (336.122 nm)	0.87	0.0091 (ppm)	774.7386
6/18/2021 01:51:01	R2105861-013	Tl (351.923 nm)	> 100.00	0.0016 u (ppm)	12.8750
6/18/2021 01:51:01	R2105861-013	V (292.401 nm)	7.19	0.0019 (ppm)	101.0987
6/18/2021 01:51:01	R2105861-013	Y (360.074 nm)	0.28	1.01 (Ratio)	671657.43
6/18/2021 01:51:01	R2105861-013	Y_R (360.074 nm)	0.28	1.01 (Ratio)	671657.43
6/18/2021 01:51:01	R2105861-013	Zn (213.857 nm)	1.07	0.0165 (ppm)	552.8681
6/18/2021 01:54:18	R2105861-014	Ag (328.068 nm)	93.63	-0.0002 u (ppm)	-133.8644
6/18/2021 01:54:18	R2105861-014	Al (237.312 nm)	1.42	0.3073 (ppm)	553.6240
6/18/2021 01:54:18	R2105861-014	As (188.980 nm)	42.32	-0.0036 u (ppm)	-1.6664

Date Time	Label	Element Label (nm)	%RSD	Unadjusted Conc	Intensity
6/18/2021 01:54:18	R2105861-014	B (249.772 nm)	0.48	0.0063 (ppm)	445.5378
6/18/2021 01:54:18	R2105861-014	Ba (230.424 nm)	0.51	0.0073 (ppm)	270.3267
6/18/2021 01:54:18	R2105861-014	Be (313.107 nm)	23.70	0.0000 (ppm)	-534.8140
6/18/2021 01:54:18	R2105861-014	Ca (317.933 nm)	0.05	23.9902 (ppm)	923171.5246
6/18/2021 01:54:18	R2105861-014	Cd (214.439 nm)	87.27	0.0001 u (ppm)	15.0939
6/18/2021 01:54:18	R2105861-014	Co (230.786 nm)	> 100.00	0.0002 u (ppm)	10.8641
6/18/2021 01:54:18	R2105861-014	Cr (267.716 nm)	10.10	0.0021 (ppm)	135.9999
6/18/2021 01:54:18	R2105861-014	Cu (327.395 nm)	10.18	0.0083 (ppm)	511.2430
6/18/2021 01:54:18	R2105861-014	Fe (234.350 nm)	0.27	0.5825 (ppm)	5111.3388
6/18/2021 01:54:18	R2105861-014	K (766.491 nm)	0.17	10.6184 (ppm)	32734.4445
6/18/2021 01:54:18	R2105861-014	Mg (279.078 nm)	0.31	7.7606 (ppm)	17396.2789
6/18/2021 01:54:18	R2105861-014	Mn (257.610 nm)	0.16	0.0301 (ppm)	8185.0040
6/18/2021 01:54:18	R2105861-014	Mo (202.032 nm)	> 100.00	0.0000 u (ppm)	5.9024
6/18/2021 01:54:18	R2105861-014	Na (588.995 nm)	0.45	3.4235 (ppm)	119697.7391
6/18/2021 01:54:18	R2105861-014	Ni (230.299 nm)	> 100.00	-0.0002 u (ppm)	-23.4755
6/18/2021 01:54:18	R2105861-014	Pb (220.353 nm)	> 100.00	0.0001 u (ppm)	2.5168
6/18/2021 01:54:18	R2105861-014	Sb (217.582 nm)	13.79	-0.0038 u (ppm)	2.0359
6/18/2021 01:54:18	R2105861-014	Se (196.026 nm)	> 100.00	-0.0020 u (ppm)	-1.0763
6/18/2021 01:54:18	R2105861-014	Sn (189.925 nm)	88.63	0.0035 (ppm)	1.0359
6/18/2021 01:54:18	R2105861-014	Sr (216.596 nm)	1.35	0.0914 (ppm)	754.2559
6/18/2021 01:54:18	R2105861-014	Ti (336.122 nm)	0.96	0.0310 (ppm)	5179.3739
6/18/2021 01:54:18	R2105861-014	Tl (351.923 nm)	> 100.00	-0.0007 u (ppm)	7.1090
6/18/2021 01:54:18	R2105861-014	V (292.401 nm)	9.77	0.0016 (ppm)	92.9981
6/18/2021 01:54:18	R2105861-014	Y (360.074 nm)	0.31	1.01 (Ratio)	673762.93
6/18/2021 01:54:18	R2105861-014	Y_R (360.074 nm)	0.31	1.01 (Ratio)	673762.93
6/18/2021 01:54:18	R2105861-014	Zn (213.857 nm)	0.19	0.0239 (ppm)	810.0503
6/18/2021 01:57:34	Continuing Calibration Verification2	Ag (328.068 nm)	0.14	0.4964 (ppm)	36366.8781
6/18/2021 01:57:34	Continuing Calibration Verification2	Al (237.312 nm)	0.18	10.0069 (ppm)	18156.1517
6/18/2021 01:57:34	Continuing Calibration Verification2	As (188.980 nm)	0.32	0.9895 (ppm)	801.0238
6/18/2021 01:57:34	Continuing Calibration Verification2	B (249.772 nm)	0.17	2.5435 (ppm)	118685.6795
6/18/2021 01:57:34	Continuing Calibration Verification2	Ba (230.424 nm)	0.18	10.2578 (ppm)	377115.1456
6/18/2021 01:57:34	Continuing Calibration Verification2	Be (313.107 nm)	0.27	0.2534 (ppm)	361895.8251
6/18/2021 01:57:34	Continuing Calibration Verification2	Ca (317.933 nm)	0.39	25.4994 (ppm)	981093.4494
6/18/2021 01:57:34	Continuing Calibration Verification2	Cd (214.439 nm)	0.19	0.5013 (ppm)	9929.2464
6/18/2021 01:57:34	Continuing Calibration Verification2	Co (230.786 nm)	0.16	2.5362 (ppm)	30172.8273
6/18/2021 01:57:34	Continuing Calibration Verification2	Cr (267.716 nm)	0.20	0.5150 (ppm)	17929.8621
6/18/2021 01:57:34	Continuing Calibration Verification2	Cu (327.395 nm)	0.23	1.2471 (ppm)	73404.2448
6/18/2021 01:57:34	Continuing Calibration Verification2	Fe (234.350 nm)	0.22	5.0989 (ppm)	44396.6083
6/18/2021 01:57:34	Continuing Calibration Verification2	K (766.491 nm)	0.32	25.0918 (ppm)	77203.7132
6/18/2021 01:57:34	Continuing Calibration Verification2	Mg (279.078 nm)	0.19	25.1759 (ppm)	56436.9514
6/18/2021 01:57:34	Continuing Calibration Verification2	Mn (257.610 nm)	0.26	0.7593 (ppm)	204949.0566
6/18/2021 01:57:34	Continuing Calibration Verification2	Mo (202.032 nm)	0.22	2.5403 (ppm)	10245.8413
6/18/2021 01:57:34	Continuing Calibration Verification2	Na (588.995 nm)	0.53	25.2881 (ppm)	972207.7783
6/18/2021 01:57:34	Continuing Calibration Verification2	Ni (230.299 nm)	0.30	2.0068 (ppm)	20137.2726
6/18/2021 01:57:34	Continuing Calibration Verification2	Pb (220.353 nm)	0.79	0.5081 (ppm)	1165.4109
6/18/2021 01:57:34	Continuing Calibration Verification2	Sb (217.582 nm)	0.06	4.9579 (ppm)	5572.4214
6/18/2021 01:57:34	Continuing Calibration Verification2	Se (196.026 nm)	1.72	0.4876 (ppm)	275.4834
6/18/2021 01:57:34	Continuing Calibration Verification2	Sn (189.925 nm)	0.24	5.0365 (ppm)	3162.4546
6/18/2021 01:57:34	Continuing Calibration Verification2	Sr (216.596 nm)	0.33	2.5586 (ppm)	21101.3540
6/18/2021 01:57:34	Continuing Calibration Verification2	Ti (336.122 nm)	0.18	2.5867 (ppm)	520092.6107
6/18/2021 01:57:34	Continuing Calibration Verification2	Tl (351.923 nm)	0.15	0.9899 (ppm)	2455.4022

Date Time	Label	Element Label (nm)	%RSD	Unadjusted Conc	Intensity
6/18/2021 01:57:34	Continuing Calibration Verification2	V (292.401 nm)	0.18	2.5567 (ppm)	76162.1652
6/18/2021 01:57:34	Continuing Calibration Verification2	Y (360.074 nm)	0.29	0.98 (Ratio)	656489.69
6/18/2021 01:57:34	Continuing Calibration Verification2	Y_R (360.074 nm)	0.29	0.98 (Ratio)	656489.69
6/18/2021 01:57:34	Continuing Calibration Verification2	Zn (213.857 nm)	0.12	0.9966 (ppm)	34916.7563
6/18/2021 02:00:49	Continuing Calibration Blank2	Ag (328.068 nm)	51.90	-0.0001 u (ppm)	-128.7864
6/18/2021 02:00:49	Continuing Calibration Blank2	Al (237.312 nm)	95.53	-0.0011 u (ppm)	-6.0690
6/18/2021 02:00:49	Continuing Calibration Blank2	As (188.980 nm)	> 100.00	-0.0008 u (ppm)	0.6068
6/18/2021 02:00:49	Continuing Calibration Blank2	B (249.772 nm)	69.06	0.0007 (ppm)	185.6167
6/18/2021 02:00:49	Continuing Calibration Blank2	Ba (230.424 nm)	> 100.00	0.0000 u (ppm)	3.9798
6/18/2021 02:00:49	Continuing Calibration Blank2	Be (313.107 nm)	> 100.00	0.0000 u (ppm)	-572.4877
6/18/2021 02:00:49	Continuing Calibration Blank2	Ca (317.933 nm)	4.41	0.0038 (ppm)	2608.0419
6/18/2021 02:00:49	Continuing Calibration Blank2	Cd (214.439 nm)	52.43	0.0001 (ppm)	15.8992
6/18/2021 02:00:49	Continuing Calibration Blank2	Co (230.786 nm)	55.63	-0.0004 u (ppm)	3.9039
6/18/2021 02:00:49	Continuing Calibration Blank2	Cr (267.716 nm)	> 100.00	0.0001 u (ppm)	66.8270
6/18/2021 02:00:49	Continuing Calibration Blank2	Cu (327.395 nm)	> 100.00	-0.0001 u (ppm)	14.1365
6/18/2021 02:00:49	Continuing Calibration Blank2	Fe (234.350 nm)	28.66	0.0020 (ppm)	62.6150
6/18/2021 02:00:49	Continuing Calibration Blank2	K (766.491 nm)	55.01	0.0231 (ppm)	180.8303
6/18/2021 02:00:49	Continuing Calibration Blank2	Mg (279.078 nm)	> 100.00	-0.0001 u (ppm)	-1.1411
6/18/2021 02:00:49	Continuing Calibration Blank2	Mn (257.610 nm)	12.25	0.0000 (ppm)	69.7122
6/18/2021 02:00:49	Continuing Calibration Blank2	Mo (202.032 nm)	36.48	0.0014 (ppm)	11.8517
6/18/2021 02:00:49	Continuing Calibration Blank2	Na (588.995 nm)	36.70	0.0109 (ppm)	-13360.6497
6/18/2021 02:00:49	Continuing Calibration Blank2	Ni (230.299 nm)	> 100.00	0.0000 u (ppm)	-22.1075
6/18/2021 02:00:49	Continuing Calibration Blank2	Pb (220.353 nm)	> 100.00	-0.0013 u (ppm)	-0.7960
6/18/2021 02:00:49	Continuing Calibration Blank2	Sb (217.582 nm)	> 100.00	-0.0008 u (ppm)	5.4488
6/18/2021 02:00:49	Continuing Calibration Blank2	Se (196.026 nm)	32.65	-0.0035 u (ppm)	-1.9396
6/18/2021 02:00:49	Continuing Calibration Blank2	Sn (189.925 nm)	> 100.00	0.0034 u (ppm)	0.9794
6/18/2021 02:00:49	Continuing Calibration Blank2	Sr (216.596 nm)	> 100.00	0.0000 u (ppm)	0.3080
6/18/2021 02:00:49	Continuing Calibration Blank2	Ti (336.122 nm)	31.61	0.0007 (ppm)	-922.8808
6/18/2021 02:00:49	Continuing Calibration Blank2	Tl (351.923 nm)	> 100.00	0.0027 u (ppm)	15.6019
6/18/2021 02:00:49	Continuing Calibration Blank2	V (292.401 nm)	> 100.00	-0.0001 u (ppm)	41.4880
6/18/2021 02:00:49	Continuing Calibration Blank2	Y (360.074 nm)	0.24	0.99 (Ratio)	660156.17
6/18/2021 02:00:49	Continuing Calibration Blank2	Y_R (360.074 nm)	0.24	0.99 (Ratio)	660156.17
6/18/2021 02:00:49	Continuing Calibration Blank2	Zn (213.857 nm)	> 100.00	0.0000 u (ppm)	-27.0602
6/18/2021 02:04:06	R2105861-015	Ag (328.068 nm)	> 100.00	0.0001 u (ppm)	-117.6115
6/18/2021 02:04:06	R2105861-015	Al (237.312 nm)	11.87	0.0113 (ppm)	16.4450
6/18/2021 02:04:06	R2105861-015	As (188.980 nm)	49.30	-0.0024 u (ppm)	-0.6258
6/18/2021 02:04:06	R2105861-015	B (249.772 nm)	0.05	0.0510 (ppm)	2529.6235
6/18/2021 02:04:06	R2105861-015	Ba (230.424 nm)	0.37	0.0487 (ppm)	1792.9574
6/18/2021 02:04:06	R2105861-015	Be (313.107 nm)	29.11	0.0000 (ppm)	-557.2139
6/18/2021 02:04:06	R2105861-015	Ca (317.933 nm)	0.07	140.7720 o (ppm)	5405090.2080
6/18/2021 02:04:06	R2105861-015	Cd (214.439 nm)	37.40	-0.0002 u (ppm)	9.5994
6/18/2021 02:04:06	R2105861-015	Co (230.786 nm)	> 100.00	0.0001 u (ppm)	9.4226
6/18/2021 02:04:06	R2105861-015	Cr (267.716 nm)	7.23	-0.0013 u (ppm)	18.7099
6/18/2021 02:04:06	R2105861-015	Cu (327.395 nm)	> 100.00	-0.0003 u (ppm)	3.3986
6/18/2021 02:04:06	R2105861-015	Fe (234.350 nm)	0.23	0.1629 (ppm)	1461.9657
6/18/2021 02:04:06	R2105861-015	K (766.491 nm)	0.45	2.7014 (ppm)	8409.7686
6/18/2021 02:04:06	R2105861-015	Mg (279.078 nm)	0.15	38.8322 (ppm)	87050.9952
6/18/2021 02:04:06	R2105861-015	Mn (257.610 nm)	0.13	0.0042 (ppm)	1208.5090
6/18/2021 02:04:06	R2105861-015	Mo (202.032 nm)	> 100.00	-0.0007 u (ppm)	3.3476
6/18/2021 02:04:06	R2105861-015	Na (588.995 nm)	0.41	12.0311 (ppm)	455311.2650
6/18/2021 02:04:06	R2105861-015	Ni (230.299 nm)	49.87	-0.0008 u (ppm)	-29.7913

Date Time	Label	Element Label (nm)	%RSD	Unadjusted Conc	Intensity
6/18/2021 02:04:06	R2105861-015	Pb (220.353 nm)	4.49	-0.0032 u (ppm)	-5.1185
6/18/2021 02:04:06	R2105861-015	Sb (217.582 nm)	> 100.00	0.0003 u (ppm)	6.6294
6/18/2021 02:04:06	R2105861-015	Se (196.026 nm)	98.73	-0.0016 u (ppm)	-0.8221
6/18/2021 02:04:06	R2105861-015	Sn (189.925 nm)	> 100.00	-0.0022 u (ppm)	-2.5507
6/18/2021 02:04:06	R2105861-015	Sr (216.596 nm)	0.25	0.6716 (ppm)	5539.4787
6/18/2021 02:04:06	R2105861-015	Ti (336.122 nm)	1.93	0.0028 (ppm)	-488.8978
6/18/2021 02:04:06	R2105861-015	Tl (351.923 nm)	> 100.00	0.0014 u (ppm)	12.3499
6/18/2021 02:04:06	R2105861-015	V (292.401 nm)	> 100.00	0.0000 u (ppm)	43.9410
6/18/2021 02:04:06	R2105861-015	Y (360.074 nm)	0.10	0.99 (Ratio)	661590.51
6/18/2021 02:04:06	R2105861-015	Y_R (360.074 nm)	0.10	0.99 (Ratio)	661590.51
6/18/2021 02:04:06	R2105861-015	Zn (213.857 nm)	1.96	0.0029 (ppm)	73.7501
6/18/2021 02:07:22	R2105863-001	Ag (328.068 nm)	84.29	0.0001 (ppm)	-117.9825
6/18/2021 02:07:22	R2105863-001	Al (237.312 nm)	7.11	0.0542 (ppm)	94.3905
6/18/2021 02:07:22	R2105863-001	As (188.980 nm)	7.74	0.0449 (ppm)	37.5392
6/18/2021 02:07:22	R2105863-001	B (249.772 nm)	0.06	9.5410 o (ppm)	444785.3513
6/18/2021 02:07:22	R2105863-001	Ba (230.424 nm)	0.21	0.6234 (ppm)	22923.3285
6/18/2021 02:07:22	R2105863-001	Be (313.107 nm)	42.41	0.0000 (ppm)	-525.4186
6/18/2021 02:07:22	R2105863-001	Ca (317.933 nm)	0.40	147.7032 o (ppm)	5671099.5432
6/18/2021 02:07:22	R2105863-001	Cd (214.439 nm)	49.04	-0.0003 u (ppm)	7.9372
6/18/2021 02:07:22	R2105863-001	Co (230.786 nm)	2.11	0.0148 (ppm)	184.5594
6/18/2021 02:07:22	R2105863-001	Cr (267.716 nm)	0.35	0.0688 (ppm)	2450.3067
6/18/2021 02:07:22	R2105863-001	Cu (327.395 nm)	35.10	-0.0002 u (ppm)	8.9861
6/18/2021 02:07:22	R2105863-001	Fe (234.350 nm)	0.08	0.6314 (ppm)	5537.2562
6/18/2021 02:07:22	R2105863-001	K (766.491 nm)	0.11	247.2685 o (ppm)	759835.6254
6/18/2021 02:07:22	R2105863-001	Mg (279.078 nm)	0.12	124.2085 o (ppm)	278442.7858
6/18/2021 02:07:22	R2105863-001	Mn (257.610 nm)	0.07	0.4716 (ppm)	127332.1425
6/18/2021 02:07:22	R2105863-001	Mo (202.032 nm)	> 100.00	-0.0003 u (ppm)	4.7805
6/18/2021 02:07:22	R2105863-001	Na (588.995 nm)	N/A	#### (ppm)	####
6/18/2021 02:07:22	R2105863-001	Ni (230.299 nm)	1.07	0.0542 (ppm)	523.0068
6/18/2021 02:07:22	R2105863-001	Pb (220.353 nm)	35.84	-0.0030 u (ppm)	-4.7005
6/18/2021 02:07:22	R2105863-001	Sb (217.582 nm)	30.91	-0.0036 u (ppm)	2.2577
6/18/2021 02:07:22	R2105863-001	Se (196.026 nm)	92.74	-0.0028 u (ppm)	-1.5458
6/18/2021 02:07:22	R2105863-001	Sn (189.925 nm)	> 100.00	-0.0006 u (ppm)	-1.5485
6/18/2021 02:07:22	R2105863-001	Sr (216.596 nm)	0.41	1.4789 (ppm)	12197.4623
6/18/2021 02:07:22	R2105863-001	Ti (336.122 nm)	0.15	0.1406 (ppm)	27263.2742
6/18/2021 02:07:22	R2105863-001	Tl (351.923 nm)	> 100.00	0.0011 u (ppm)	11.7013
6/18/2021 02:07:22	R2105863-001	V (292.401 nm)	0.58	0.0407 (ppm)	1256.8794
6/18/2021 02:07:22	R2105863-001	Y (360.074 nm)	0.28	0.96 (Ratio)	641170.62
6/18/2021 02:07:22	R2105863-001	Y_R (360.074 nm)	0.28	0.96 (Ratio)	641170.62
6/18/2021 02:07:22	R2105863-001	Zn (213.857 nm)	1.38	0.0027 (ppm)	69.0164
6/18/2021 02:10:39	R2105863-003	Ag (328.068 nm)	> 100.00	0.0001 u (ppm)	-115.7651
6/18/2021 02:10:39	R2105863-003	Al (237.312 nm)	1.22	0.2107 (ppm)	378.3529
6/18/2021 02:10:39	R2105863-003	As (188.980 nm)	7.05	0.0269 (ppm)	23.0135
6/18/2021 02:10:39	R2105863-003	B (249.772 nm)	0.05	11.0532 o (ppm)	515258.8089
6/18/2021 02:10:39	R2105863-003	Ba (230.424 nm)	0.28	0.3509 (ppm)	12905.1815
6/18/2021 02:10:39	R2105863-003	Be (313.107 nm)	5.63	0.0002 (ppm)	-263.8245
6/18/2021 02:10:39	R2105863-003	Ca (317.933 nm)	0.16	223.2063 o (ppm)	8568801.8615
6/18/2021 02:10:39	R2105863-003	Cd (214.439 nm)	> 100.00	-0.0001 u (ppm)	10.5030
6/18/2021 02:10:39	R2105863-003	Co (230.786 nm)	7.06	0.0115 (ppm)	145.6921
6/18/2021 02:10:39	R2105863-003	Cr (267.716 nm)	0.30	0.0694 (ppm)	2470.0018
6/18/2021 02:10:39	R2105863-003	Cu (327.395 nm)	48.44	0.0005 (ppm)	47.9986

Date Time	Label	Element Label (nm)	%RSD	Unadjusted Conc	Intensity
6/18/2021 02:10:39	R2105863-003	Fe (234.350 nm)	0.17	11.4342 o (ppm)	99504.0142
6/18/2021 02:10:39	R2105863-003	K (766.491 nm)	0.12	431.3203 o (ppm)	1325329.8789
6/18/2021 02:10:39	R2105863-003	Mg (279.078 nm)	0.08	229.8808 o (ppm)	515333.3062
6/18/2021 02:10:39	R2105863-003	Mn (257.610 nm)	0.10	2.1715 o (ppm)	586043.6225
6/18/2021 02:10:39	R2105863-003	Mo (202.032 nm)	> 100.00	0.0007 u (ppm)	8.8243
6/18/2021 02:10:39	R2105863-003	Na (588.995 nm)	N/A	#### (ppm)	####
6/18/2021 02:10:39	R2105863-003	Ni (230.299 nm)	0.27	0.1189 (ppm)	1172.3149
6/18/2021 02:10:39	R2105863-003	Pb (220.353 nm)	34.71	-0.0030 u (ppm)	-4.6906
6/18/2021 02:10:39	R2105863-003	Sb (217.582 nm)	15.76	0.0181 (ppm)	26.6369
6/18/2021 02:10:39	R2105863-003	Se (196.026 nm)	15.16	-0.0089 u (ppm)	-4.9994
6/18/2021 02:10:39	R2105863-003	Sn (189.925 nm)	> 100.00	0.0011 u (ppm)	-0.5012
6/18/2021 02:10:39	R2105863-003	Sr (216.596 nm)	0.05	1.5191 (ppm)	12529.0665
6/18/2021 02:10:39	R2105863-003	Ti (336.122 nm)	0.10	0.1010 (ppm)	19294.4328
6/18/2021 02:10:39	R2105863-003	Tl (351.923 nm)	36.80	0.0048 (ppm)	20.7067
6/18/2021 02:10:39	R2105863-003	V (292.401 nm)	2.44	0.0244 (ppm)	772.0247
6/18/2021 02:10:39	R2105863-003	Y (360.074 nm)	0.17	0.94 (Ratio)	629705.56
6/18/2021 02:10:39	R2105863-003	Y_R (360.074 nm)	0.17	0.94 (Ratio)	629705.56
6/18/2021 02:10:39	R2105863-003	Zn (213.857 nm)	0.07	0.1843 (ppm)	6435.2015
6/18/2021 02:13:55	R2105863-005	Ag (328.068 nm)	> 100.00	0.0000 u (ppm)	-118.4862
6/18/2021 02:13:55	R2105863-005	Al (237.312 nm)	1.47	0.1287 (ppm)	229.4813
6/18/2021 02:13:55	R2105863-005	As (188.980 nm)	5.91	0.0385 (ppm)	32.3644
6/18/2021 02:13:55	R2105863-005	B (249.772 nm)	0.20	8.3615 o (ppm)	389818.8443
6/18/2021 02:13:55	R2105863-005	Ba (230.424 nm)	0.30	0.2826 (ppm)	10391.8438
6/18/2021 02:13:55	R2105863-005	Be (313.107 nm)	11.38	0.0001 (ppm)	-503.3170
6/18/2021 02:13:55	R2105863-005	Ca (317.933 nm)	0.67	151.9669 o (ppm)	5834736.4296
6/18/2021 02:13:55	R2105863-005	Cd (214.439 nm)	> 100.00	-0.0001 u (ppm)	11.0047
6/18/2021 02:13:55	R2105863-005	Co (230.786 nm)	1.14	0.0204 (ppm)	251.7891
6/18/2021 02:13:55	R2105863-005	Cr (267.716 nm)	0.32	0.0763 (ppm)	2709.5690
6/18/2021 02:13:55	R2105863-005	Cu (327.395 nm)	80.02	0.0004 (ppm)	42.4700
6/18/2021 02:13:55	R2105863-005	Fe (234.350 nm)	0.41	5.3041 (ppm)	46181.5039
6/18/2021 02:13:55	R2105863-005	K (766.491 nm)	0.24	285.8619 o (ppm)	878412.6964
6/18/2021 02:13:55	R2105863-005	Mg (279.078 nm)	0.25	92.0380 o (ppm)	206324.7053
6/18/2021 02:13:55	R2105863-005	Mn (257.610 nm)	0.22	0.8218 (ppm)	221838.7258
6/18/2021 02:13:55	R2105863-005	Mo (202.032 nm)	83.32	0.0008 (ppm)	9.3292
6/18/2021 02:13:55	R2105863-005	Na (588.995 nm)	N/A	#### (ppm)	####
6/18/2021 02:13:55	R2105863-005	Ni (230.299 nm)	1.21	0.0830 (ppm)	811.4497
6/18/2021 02:13:55	R2105863-005	Pb (220.353 nm)	17.82	-0.0043 u (ppm)	-7.6970
6/18/2021 02:13:55	R2105863-005	Sb (217.582 nm)	65.08	0.0027 (ppm)	9.3654
6/18/2021 02:13:55	R2105863-005	Se (196.026 nm)	53.91	-0.0084 u (ppm)	-4.7114
6/18/2021 02:13:55	R2105863-005	Sn (189.925 nm)	16.70	0.0103 (ppm)	5.3046
6/18/2021 02:13:55	R2105863-005	Sr (216.596 nm)	0.59	1.1318 (ppm)	9334.3535
6/18/2021 02:13:55	R2105863-005	Ti (336.122 nm)	0.22	0.1674 (ppm)	32671.9982
6/18/2021 02:13:55	R2105863-005	Tl (351.923 nm)	> 100.00	0.0038 (ppm)	18.3631
6/18/2021 02:13:55	R2105863-005	V (292.401 nm)	1.05	0.0329 (ppm)	1024.9735
6/18/2021 02:13:55	R2105863-005	Y (360.074 nm)	0.13	0.97 (Ratio)	649013.66
6/18/2021 02:13:55	R2105863-005	Y_R (360.074 nm)	0.13	0.97 (Ratio)	649013.66
6/18/2021 02:13:55	R2105863-005	Zn (213.857 nm)	0.62	0.0279 (ppm)	951.9576
6/18/2021 02:17:12	R2105863-005L R2105875-001	Ag (328.068 nm)	> 100.00	-0.0002 u (ppm)	-134.0806
6/18/2021 02:17:12	R2105863-005L 200X	Al (237.312 nm)	> 100.00	-0.0014 u (ppm)	-6.4737
6/18/2021 02:17:12	R2105863-005L	As (188.980 nm)	90.30	-0.0018 u (ppm)	-0.1383
6/18/2021 02:17:12	R2105863-005L	B (249.772 nm)	8.95	0.0154 (ppm)	871.3153

CK 6/18/21

Date Time	Label	Element Label (nm)	%RSD	Unadjusted Conc	Intensity
6/18/2021 02:17:12	R2105863-005L R2105875-001	Ba (230.424 nm)	> 100.00	0.0001 u (ppm)	7.6663
6/18/2021 02:17:12	R2105863-005L 200X	Be (313.107 nm)	> 100.00	0.0000 u (ppm)	-568.1043
6/18/2021 02:17:12	R2105863-005L	Ca (317.933 nm)	0.26	1.6495 (ppm)	65767.9555
6/18/2021 02:17:12	R2105863-005L	Cd (214.439 nm)	14.54	0.0001 (ppm)	15.7333
6/18/2021 02:17:12	R2105863-005L	Co (230.786 nm)	> 100.00	-0.0002 u (ppm)	6.9466
6/18/2021 02:17:12	R2105863-005L	Cr (267.716 nm)	> 100.00	0.0000 u (ppm)	64.1435
6/18/2021 02:17:12	R2105863-005L	Cu (327.395 nm)	> 100.00	-0.0001 u (ppm)	16.0165
6/18/2021 02:17:12	R2105863-005L	Fe (234.350 nm)	12.08	0.0121 (ppm)	150.3515
6/18/2021 02:17:12	R2105863-005L	K (766.491 nm)	22.23	0.5759 (ppm)	1879.0695
6/18/2021 02:17:12	R2105863-005L	Mg (279.078 nm)	0.10	0.3579 (ppm)	801.2698
6/18/2021 02:17:12	R2105863-005L	Mn (257.610 nm)	0.35	0.0036 (ppm)	1045.6023
6/18/2021 02:17:12	R2105863-005L	Mo (202.032 nm)	25.77	-0.0009 u (ppm)	2.4012
6/18/2021 02:17:12	R2105863-005L	Na (588.995 nm)	0.34	39.7081 (ppm)	1534449.2429
6/18/2021 02:17:12	R2105863-005L	Ni (230.299 nm)	91.19	0.0005 (ppm)	-16.7246
6/18/2021 02:17:12	R2105863-005L	Pb (220.353 nm)	> 100.00	-0.0008 u (ppm)	0.4486
6/18/2021 02:17:12	R2105863-005L	Sb (217.582 nm)	26.80	-0.0048 u (ppm)	0.9080
6/18/2021 02:17:12	R2105863-005L	Se (196.026 nm)	> 100.00	0.0022 (ppm)	1.2709
6/18/2021 02:17:12	R2105863-005L	Sn (189.925 nm)	> 100.00	-0.0010 u (ppm)	-1.7855
6/18/2021 02:17:12	R2105863-005L	Sr (216.596 nm)	1.71	0.0157 (ppm)	130.4922
6/18/2021 02:17:12	R2105863-005L	Ti (336.122 nm)	6.95	-0.0002 u (ppm)	-1109.8530
6/18/2021 02:17:12	R2105863-005L	Tl (351.923 nm)	> 100.00	-0.0008 u (ppm)	6.9785
6/18/2021 02:17:12	R2105863-005L	V (292.401 nm)	> 100.00	-0.0002 u (ppm)	39.7764
6/18/2021 02:17:12	R2105863-005L	Y (360.074 nm)	0.34	0.99 (Ratio)	662224.98
6/18/2021 02:17:12	R2105863-005L	Y_R (360.074 nm)	0.34	0.99 (Ratio)	662224.98
6/18/2021 02:17:12	R2105863-005L	Zn (213.857 nm)	24.63	-0.0002 u (ppm)	-34.0702
6/18/2021 02:20:28	R2105875-001 200X R2105875-002	Ag (328.068 nm)	17.53	-0.0003 u (ppm)	-141.1853
6/18/2021 02:20:28	R2105875-001 200X 100X	Al (237.312 nm)	> 100.00	0.0018 u (ppm)	-0.7504
6/18/2021 02:20:28	R2105875-001 200X	As (188.980 nm)	13.96	-0.0033 u (ppm)	-1.3720
6/18/2021 02:20:28	R2105875-001 200X	B (249.772 nm)	0.91	0.0095 (ppm)	598.3496
6/18/2021 02:20:28	R2105875-001 200X	Ba (230.424 nm)	47.43	0.0002 (ppm)	9.3135
6/18/2021 02:20:28	R2105875-001 200X	Be (313.107 nm)	> 100.00	0.0000 u (ppm)	-574.2359
6/18/2021 02:20:28	R2105875-001 200X	Ca (317.933 nm)	0.20	3.9289 (ppm)	153248.8818
6/18/2021 02:20:28	R2105875-001 200X	Cd (214.439 nm)	28.79	0.0002 (ppm)	16.1666
6/18/2021 02:20:28	R2105875-001 200X	Co (230.786 nm)	> 100.00	-0.0001 u (ppm)	7.6111
6/18/2021 02:20:28	R2105875-001 200X	Cr (267.716 nm)	> 100.00	0.0002 (ppm)	69.6606
6/18/2021 02:20:28	R2105875-001 200X	Cu (327.395 nm)	> 100.00	-0.0001 u (ppm)	11.6734
6/18/2021 02:20:28	R2105875-001 200X	Fe (234.350 nm)	1.36	0.0202 (ppm)	220.7470
6/18/2021 02:20:28	R2105875-001 200X	K (766.491 nm)	5.43	0.3254 (ppm)	1109.6594
6/18/2021 02:20:28	R2105875-001 200X	Mg (279.078 nm)	0.35	1.0589 (ppm)	2372.7010
6/18/2021 02:20:28	R2105875-001 200X	Mn (257.610 nm)	10.44	0.0002 (ppm)	110.5557
6/18/2021 02:20:28	R2105875-001 200X	Mo (202.032 nm)	34.20	-0.0014 u (ppm)	0.5665
6/18/2021 02:20:28	R2105875-001 200X	Na (588.995 nm)	0.22	56.6406 o (ppm)	2194655.3907
6/18/2021 02:20:28	R2105875-001 200X	Ni (230.299 nm)	66.43	0.0006 (ppm)	-16.0298
6/18/2021 02:20:28	R2105875-001 200X	Pb (220.353 nm)	> 100.00	-0.0002 u (ppm)	1.7999
6/18/2021 02:20:28	R2105875-001 200X	Sb (217.582 nm)	55.31	-0.0023 u (ppm)	3.6764
6/18/2021 02:20:28	R2105875-001 200X	Se (196.026 nm)	> 100.00	-0.0043 u (ppm)	-2.3950
6/18/2021 02:20:28	R2105875-001 200X	Sn (189.925 nm)	> 100.00	-0.0010 u (ppm)	-1.8131
6/18/2021 02:20:28	R2105875-001 200X	Sr (216.596 nm)	1.35	0.0358 (ppm)	295.7720
6/18/2021 02:20:28	R2105875-001 200X	Ti (336.122 nm)	9.51	-0.0005 u (ppm)	-1159.5271
6/18/2021 02:20:28	R2105875-001 200X	Tl (351.923 nm)	39.67	-0.0036 u (ppm)	-0.0066
6/18/2021 02:20:28	R2105875-001 200X	V (292.401 nm)	> 100.00	0.0001 u (ppm)	47.9343

OK 6/18/21

Date Time	Label	Element Label (nm)	%RSD	Unadjusted Conc	Intensity
6/18/2021 02:20:28	R2105875-001 200X R2105875-002	Y (360.074 nm)	0.41	0.99 (Ratio)	663251.57
6/18/2021 02:20:28	R2105875-001 200X 100X	Y_R (360.074 nm)	0.41	0.99 (Ratio)	663251.57
6/18/2021 02:20:28	R2105875-001 200X	Zn (213.857 nm)	7.70	0.0004 (ppm)	-14.3047
6/18/2021 02:23:45	R2105875-002 100X R2105875-002L	Ag (328.068 nm)	> 100.00	-0.0001 u (ppm)	-130.6636
6/18/2021 02:23:45	R2105875-002 100X 100X	Al (237.312 nm)	> 100.00	-0.0020 u (ppm)	-7.6518
6/18/2021 02:23:45	R2105875-002 100X	As (188.980 nm)	74.83	-0.0026 u (ppm)	-0.8628
6/18/2021 02:23:45	R2105875-002 100X	B (249.772 nm)	1.72	0.0048 (ppm)	378.7319
6/18/2021 02:23:45	R2105875-002 100X	Ba (230.424 nm)	68.06	0.0002 (ppm)	9.3402
6/18/2021 02:23:45	R2105875-002 100X	Be (313.107 nm)	38.99	0.0000 (ppm)	-567.8762
6/18/2021 02:23:45	R2105875-002 100X	Ca (317.933 nm)	0.27	0.7906 (ppm)	32804.8310
6/18/2021 02:23:45	R2105875-002 100X	Cd (214.439 nm)	72.85	0.0002 (ppm)	16.4572
6/18/2021 02:23:45	R2105875-002 100X	Co (230.786 nm)	27.52	0.0002 (ppm)	11.3742
6/18/2021 02:23:45	R2105875-002 100X	Cr (267.716 nm)	> 100.00	0.0001 u (ppm)	67.7812
6/18/2021 02:23:45	R2105875-002 100X	Cu (327.395 nm)	> 100.00	-0.0002 u (ppm)	9.2241
6/18/2021 02:23:45	R2105875-002 100X	Fe (234.350 nm)	4.46	0.0037 (ppm)	77.4845
6/18/2021 02:23:45	R2105875-002 100X	K (766.491 nm)	1.28	0.1242 (ppm)	491.3644
6/18/2021 02:23:45	R2105875-002 100X	Mg (279.078 nm)	0.73	0.2105 (ppm)	471.0089
6/18/2021 02:23:45	R2105875-002 100X	Mn (257.610 nm)	> 100.00	0.0000 u (ppm)	69.0276
6/18/2021 02:23:45	R2105875-002 100X	Mo (202.032 nm)	34.32	-0.0017 u (ppm)	-0.7672
6/18/2021 02:23:45	R2105875-002 100X	Na (588.995 nm)	0.30	11.7700 (ppm)	445132.4874
6/18/2021 02:23:45	R2105875-002 100X	Ni (230.299 nm)	> 100.00	0.0000 u (ppm)	-21.5229
6/18/2021 02:23:45	R2105875-002 100X	Pb (220.353 nm)	96.46	-0.0004 u (ppm)	1.3771
6/18/2021 02:23:45	R2105875-002 100X	Sb (217.582 nm)	88.89	-0.0009 u (ppm)	5.3534
6/18/2021 02:23:45	R2105875-002 100X	Se (196.026 nm)	46.25	0.0048 (ppm)	2.7544
6/18/2021 02:23:45	R2105875-002 100X	Sn (189.925 nm)	> 100.00	0.0010 u (ppm)	-0.5515
6/18/2021 02:23:45	R2105875-002 100X	Sr (216.596 nm)	4.29	0.0072 (ppm)	59.9808
6/18/2021 02:23:45	R2105875-002 100X	Ti (336.122 nm)	16.33	-0.0006 u (ppm)	-1177.4460
6/18/2021 02:23:45	R2105875-002 100X	Tl (351.923 nm)	> 100.00	-0.0032 u (ppm)	1.0071
6/18/2021 02:23:45	R2105875-002 100X	V (292.401 nm)	> 100.00	0.0000 u (ppm)	44.1812
6/18/2021 02:23:45	R2105875-002 100X	Y (360.074 nm)	0.22	0.99 (Ratio)	663851.53
6/18/2021 02:23:45	R2105875-002 100X	Y_R (360.074 nm)	0.22	0.99 (Ratio)	663851.53
6/18/2021 02:23:45	R2105875-002 100X	Zn (213.857 nm)	25.54	-0.0001 u (ppm)	-29.8482
6/18/2021 02:27:01	R2105875-002L 100X EMPTY	Ag (328.068 nm)	87.50	-0.0001 u (ppm)	-125.6732
6/18/2021 02:27:01	R2105875-002L 100X	Al (237.312 nm)	21.41	0.0022 (ppm)	0.0015
6/18/2021 02:27:01	R2105875-002L 100X	As (188.980 nm)	14.05	-0.0021 u (ppm)	-0.4251
6/18/2021 02:27:01	R2105875-002L 100X	B (249.772 nm)	5.62	-0.0018 u (ppm)	69.1968
6/18/2021 02:27:01	R2105875-002L 100X	Ba (230.424 nm)	43.06	-0.0001 u (ppm)	0.9846
6/18/2021 02:27:01	R2105875-002L 100X	Be (313.107 nm)	2.41	0.0003 (ppm)	-107.5867
6/18/2021 02:27:01	R2105875-002L 100X	Ca (317.933 nm)	8.16	-0.0013 u (ppm)	2413.2525
6/18/2021 02:27:01	R2105875-002L 100X	Cd (214.439 nm)	6.85	-0.0004 u (ppm)	5.6545
6/18/2021 02:27:01	R2105875-002L 100X	Co (230.786 nm)	14.48	-0.0005 u (ppm)	2.8826
6/18/2021 02:27:01	R2105875-002L 100X	Cr (267.716 nm)	3.84	-0.0015 u (ppm)	12.3797
6/18/2021 02:27:01	R2105875-002L 100X	Cu (327.395 nm)	9.71	-0.0003 u (ppm)	2.7999
6/18/2021 02:27:01	R2105875-002L 100X	Fe (234.350 nm)	12.08	-0.0037 u (ppm)	12.9658
6/18/2021 02:27:01	R2105875-002L 100X	K (766.491 nm)	15.24	-0.0221 u (ppm)	41.6981
6/18/2021 02:27:01	R2105875-002L 100X	Mg (279.078 nm)	54.89	0.0011 (ppm)	1.5254
6/18/2021 02:27:01	R2105875-002L 100X	Mn (257.610 nm)	6.69	-0.0002 u (ppm)	17.8208
6/18/2021 02:27:01	R2105875-002L 100X	Mo (202.032 nm)	17.74	-0.0014 u (ppm)	0.3180
6/18/2021 02:27:01	R2105875-002L 100X	Na (588.995 nm)	3.48	0.2094 (ppm)	-5622.5270
6/18/2021 02:27:01	R2105875-002L 100X	Ni (230.299 nm)	7.52	0.0016 (ppm)	-6.0573
6/18/2021 02:27:01	R2105875-002L 100X	Pb (220.353 nm)	> 100.00	-0.0004 u (ppm)	1.3937

CK 6/18/21

CP 6/18/21

Date Time	Label	Element Label (nm)	%RSD	Unadjusted Conc	Intensity
6/18/2021 02:27:01	R2105875-002L 100X EMPTY	Sb (217.582 nm)	11.35	-0.0048 u (ppm)	0.9563
6/18/2021 02:27:01	R2105875-002L 100X	Se (196.026 nm)	> 100.00	-0.0003 u (ppm)	-0.1428
6/18/2021 02:27:01	R2105875-002L 100X	Sn (189.925 nm)	89.03	0.0011 (ppm)	-0.5021
6/18/2021 02:27:01	R2105875-002L 100X	Sr (216.596 nm)	81.52	0.0001 (ppm)	1.5832
6/18/2021 02:27:01	R2105875-002L 100X	Ti (336.122 nm)	3.36	0.0030 (ppm)	-456.1572
6/18/2021 02:27:01	R2105875-002L 100X	Tl (351.923 nm)	45.74	-0.0018 u (ppm)	4.5157
6/18/2021 02:27:01	R2105875-002L 100X	V (292.401 nm)	11.37	-0.0009 u (ppm)	16.8158
6/18/2021 02:27:01	R2105875-002L 100X	Y (360.074 nm)	6.08	2.93 (Ratio)	1956523.77
6/18/2021 02:27:01	R2105875-002L 100X	Y_R (360.074 nm)	6.08	2.93 (Ratio)	1956523.77
6/18/2021 02:27:01	R2105875-002L 100X	Zn (213.857 nm)	8.16	0.0005 (ppm)	-9.7524
6/18/2021 02:30:17	Continuing Calibration Verification2	Ag (328.068 nm)	0.19	0.4961 (ppm)	36347.0432
6/18/2021 02:30:17	Continuing Calibration Verification2	Al (237.312 nm)	0.04	10.0091 (ppm)	18160.2413
6/18/2021 02:30:17	Continuing Calibration Verification2	As (188.980 nm)	0.40	0.9892 (ppm)	800.7651
6/18/2021 02:30:17	Continuing Calibration Verification2	B (249.772 nm)	0.22	2.5416 (ppm)	118598.4538
6/18/2021 02:30:17	Continuing Calibration Verification2	Ba (230.424 nm)	0.14	10.2163 (ppm)	375587.0855
6/18/2021 02:30:17	Continuing Calibration Verification2	Be (313.107 nm)	0.11	0.2533 (ppm)	361740.7707
6/18/2021 02:30:17	Continuing Calibration Verification2	Ca (317.933 nm)	0.48	25.3504 (ppm)	975375.6317
6/18/2021 02:30:17	Continuing Calibration Verification2	Cd (214.439 nm)	0.22	0.4993 (ppm)	9890.5045
6/18/2021 02:30:17	Continuing Calibration Verification2	Co (230.786 nm)	0.18	2.5311 (ppm)	30111.8527
6/18/2021 02:30:17	Continuing Calibration Verification2	Cr (267.716 nm)	0.27	0.5133 (ppm)	17870.7512
6/18/2021 02:30:17	Continuing Calibration Verification2	Cu (327.395 nm)	0.10	1.2487 (ppm)	73497.8905
6/18/2021 02:30:17	Continuing Calibration Verification2	Fe (234.350 nm)	0.27	5.0784 (ppm)	44218.6302
6/18/2021 02:30:17	Continuing Calibration Verification2	K (766.491 nm)	0.16	25.1298 (ppm)	77320.3586
6/18/2021 02:30:17	Continuing Calibration Verification2	Mg (279.078 nm)	0.27	25.0709 (ppm)	56201.5753
6/18/2021 02:30:17	Continuing Calibration Verification2	Mn (257.610 nm)	0.21	0.7573 (ppm)	204418.7375
6/18/2021 02:30:17	Continuing Calibration Verification2	Mo (202.032 nm)	0.45	2.5362 (ppm)	10229.3275
6/18/2021 02:30:17	Continuing Calibration Verification2	Na (588.995 nm)	0.23	25.2951 (ppm)	972480.8255
6/18/2021 02:30:17	Continuing Calibration Verification2	Ni (230.299 nm)	0.24	1.9989 (ppm)	20057.8920
6/18/2021 02:30:17	Continuing Calibration Verification2	Pb (220.353 nm)	1.03	0.5029 (ppm)	1153.4060
6/18/2021 02:30:17	Continuing Calibration Verification2	Sb (217.582 nm)	0.35	4.9691 (ppm)	5585.0418
6/18/2021 02:30:17	Continuing Calibration Verification2	Se (196.026 nm)	1.72	0.4833 (ppm)	273.0105
6/18/2021 02:30:17	Continuing Calibration Verification2	Sn (189.925 nm)	0.35	5.0046 (ppm)	3142.4719
6/18/2021 02:30:17	Continuing Calibration Verification2	Sr (216.596 nm)	0.20	2.5427 (ppm)	20970.2432
6/18/2021 02:30:17	Continuing Calibration Verification2	Ti (336.122 nm)	0.23	2.5843 (ppm)	519616.2782
6/18/2021 02:30:17	Continuing Calibration Verification2	Tl (351.923 nm)	0.24	0.9863 (ppm)	2446.3963
6/18/2021 02:30:17	Continuing Calibration Verification2	V (292.401 nm)	0.07	2.5530 (ppm)	76054.5143
6/18/2021 02:30:17	Continuing Calibration Verification2	Y (360.074 nm)	0.27	0.98 (Ratio)	658215.66
6/18/2021 02:30:17	Continuing Calibration Verification2	Y_R (360.074 nm)	0.27	0.98 (Ratio)	658215.66
6/18/2021 02:30:17	Continuing Calibration Verification2	Zn (213.857 nm)	0.24	0.9940 (ppm)	34824.4766
6/18/2021 02:33:31	Continuing Calibration Blank2	Ag (328.068 nm)	> 100.00	-0.0001 u (ppm)	-127.5265
6/18/2021 02:33:31	Continuing Calibration Blank2	Al (237.312 nm)	> 100.00	0.0003 u (ppm)	-3.4090
6/18/2021 02:33:31	Continuing Calibration Blank2	As (188.980 nm)	59.89	-0.0029 u (ppm)	-1.0314
6/18/2021 02:33:31	Continuing Calibration Blank2	B (249.772 nm)	12.40	0.0035 (ppm)	315.1935
6/18/2021 02:33:31	Continuing Calibration Blank2	Ba (230.424 nm)	96.61	0.0001 u (ppm)	7.7792
6/18/2021 02:33:31	Continuing Calibration Blank2	Be (313.107 nm)	36.49	0.0000 (ppm)	-562.9187
6/18/2021 02:33:31	Continuing Calibration Blank2	Ca (317.933 nm)	2.17	0.0034 (ppm)	2591.2417
6/18/2021 02:33:31	Continuing Calibration Blank2	Cd (214.439 nm)	34.28	0.0002 (ppm)	16.7174
6/18/2021 02:33:31	Continuing Calibration Blank2	Co (230.786 nm)	> 100.00	0.0000 u (ppm)	8.3606
6/18/2021 02:33:31	Continuing Calibration Blank2	Cr (267.716 nm)	> 100.00	0.0001 u (ppm)	68.0787
6/18/2021 02:33:31	Continuing Calibration Blank2	Cu (327.395 nm)	43.10	-0.0003 u (ppm)	3.2968
6/18/2021 02:33:31	Continuing Calibration Blank2	Fe (234.350 nm)	16.38	0.0019 (ppm)	61.1171

Date Time	Label	Element Label (nm)	%RSD	Unadjusted Conc	Intensity
6/18/2021 02:33:31	Continuing Calibration Blank2	K (766.491 nm)	15.31	0.0581 (ppm)	288.3052
6/18/2021 02:33:31	Continuing Calibration Blank2	Mg (279.078 nm)	35.94	0.0012 (ppm)	1.6568
6/18/2021 02:33:31	Continuing Calibration Blank2	Mn (257.610 nm)	68.98	0.0000 (ppm)	69.4216
6/18/2021 02:33:31	Continuing Calibration Blank2	Mo (202.032 nm)	> 100.00	0.0008 (ppm)	9.1223
6/18/2021 02:33:31	Continuing Calibration Blank2	Na (588.995 nm)	3.11	0.0865 (ppm)	-10414.5700
6/18/2021 02:33:31	Continuing Calibration Blank2	Ni (230.299 nm)	> 100.00	0.0002 u (ppm)	-20.2091
6/18/2021 02:33:31	Continuing Calibration Blank2	Pb (220.353 nm)	> 100.00	-0.0001 u (ppm)	1.9205
6/18/2021 02:33:31	Continuing Calibration Blank2	Sb (217.582 nm)	86.79	-0.0038 u (ppm)	2.0634
6/18/2021 02:33:31	Continuing Calibration Blank2	Se (196.026 nm)	59.87	-0.0033 u (ppm)	-1.8219
6/18/2021 02:33:31	Continuing Calibration Blank2	Sn (189.925 nm)	> 100.00	0.0001 u (ppm)	-1.0865
6/18/2021 02:33:31	Continuing Calibration Blank2	Sr (216.596 nm)	> 100.00	-0.0002 u (ppm)	-0.6311
6/18/2021 02:33:31	Continuing Calibration Blank2	Ti (336.122 nm)	34.89	0.0008 (ppm)	-903.5842
6/18/2021 02:33:31	Continuing Calibration Blank2	Tl (351.923 nm)	> 100.00	-0.0014 u (ppm)	5.4775
6/18/2021 02:33:31	Continuing Calibration Blank2	V (292.401 nm)	> 100.00	0.0001 u (ppm)	49.0670
6/18/2021 02:33:31	Continuing Calibration Blank2	Y (360.074 nm)	0.40	0.99 (Ratio)	661284.53
6/18/2021 02:33:31	Continuing Calibration Blank2	Y_R (360.074 nm)	0.40	0.99 (Ratio)	661284.53
6/18/2021 02:33:31	Continuing Calibration Blank2	Zn (213.857 nm)	> 100.00	0.0000 u (ppm)	-27.6873
6/18/2021 02:36:47	Contract Required Detection Limit	Ag (328.068 nm)	1.37	0.0098 (ppm)	595.2864
6/18/2021 02:36:47	Contract Required Detection Limit	Al (237.312 nm)	0.64	0.1994 (ppm)	357.8249
6/18/2021 02:36:47	Contract Required Detection Limit	As (188.980 nm)	8.56	0.0173 (ppm)	15.2542
6/18/2021 02:36:47	Contract Required Detection Limit	B (249.772 nm)	0.13	0.2015 (ppm)	9543.7635
6/18/2021 02:36:47	Contract Required Detection Limit	Ba (230.424 nm)	0.35	0.2118 (ppm)	7791.1320
6/18/2021 02:36:47	Contract Required Detection Limit	Be (313.107 nm)	0.32	0.0052 (ppm)	6798.4743
6/18/2021 02:36:47	Contract Required Detection Limit	Ca (317.933 nm)	0.32	1.0340 (ppm)	42146.7506
6/18/2021 02:36:47	Contract Required Detection Limit	Cd (214.439 nm)	1.13	0.0105 (ppm)	219.7957
6/18/2021 02:36:47	Contract Required Detection Limit	Co (230.786 nm)	1.01	0.0524 (ppm)	632.1772
6/18/2021 02:36:47	Contract Required Detection Limit	Cr (267.716 nm)	3.11	0.0092 (ppm)	383.6274
6/18/2021 02:36:47	Contract Required Detection Limit	Cu (327.395 nm)	1.71	0.0243 (ppm)	1449.5308
6/18/2021 02:36:47	Contract Required Detection Limit	Fe (234.350 nm)	0.33	0.1018 (ppm)	930.2256
6/18/2021 02:36:47	Contract Required Detection Limit	K (766.491 nm)	1.01	1.0154 (ppm)	3229.3996
6/18/2021 02:36:47	Contract Required Detection Limit	Mg (279.078 nm)	0.15	0.9925 (ppm)	2224.0364
6/18/2021 02:36:47	Contract Required Detection Limit	Mn (257.610 nm)	0.31	0.0158 (ppm)	4315.8477
6/18/2021 02:36:47	Contract Required Detection Limit	Mo (202.032 nm)	1.52	0.0249 (ppm)	106.4391
6/18/2021 02:36:47	Contract Required Detection Limit	Na (588.995 nm)	0.51	1.1028 (ppm)	29213.5489
6/18/2021 02:36:47	Contract Required Detection Limit	Ni (230.299 nm)	3.15	0.0410 (ppm)	390.3168
6/18/2021 02:36:47	Contract Required Detection Limit	Pb (220.353 nm)	17.41	0.0101 (ppm)	25.3699
6/18/2021 02:36:47	Contract Required Detection Limit	Sb (217.582 nm)	3.97	0.0610 (ppm)	74.7769
6/18/2021 02:36:47	Contract Required Detection Limit	Se (196.026 nm)	42.01	0.0127 R (ppm) 127%	7.2319 R
6/18/2021 02:36:47	Contract Required Detection Limit	Sn (189.925 nm)	0.71	0.5040 (ppm)	315.4356
6/18/2021 02:36:47	Contract Required Detection Limit	Sr (216.596 nm)	0.69	0.1017 (ppm)	839.4867
6/18/2021 02:36:47	Contract Required Detection Limit	Ti (336.122 nm)	0.32	0.0505 (ppm)	9119.1492
6/18/2021 02:36:47	Contract Required Detection Limit	Tl (351.923 nm)	23.16	0.0144 R (ppm) 72%	44.4875 R
6/18/2021 02:36:47	Contract Required Detection Limit	V (292.401 nm)	0.14	0.0514 (ppm)	1575.7911
6/18/2021 02:36:47	Contract Required Detection Limit	Y (360.074 nm)	0.22	0.99 (Ratio)	662756.62
6/18/2021 02:36:47	Contract Required Detection Limit	Y_R (360.074 nm)	0.22	0.99 (Ratio)	662756.62
6/18/2021 02:36:47	Contract Required Detection Limit	Zn (213.857 nm)	0.53	0.0205 (ppm)	692.2861
6/18/2021 02:40:02	Interference Check Solution A	Ag (328.068 nm)	> 100.00	0.0001 u (ppm)	-117.8630
6/18/2021 02:40:02	Interference Check Solution A	Al (237.312 nm)	0.21	256.7242 o (ppm)	465891.6747
6/18/2021 02:40:02	Interference Check Solution A	As (188.980 nm)	> 100.00	0.0000 u (ppm)	1.2815
6/18/2021 02:40:02	Interference Check Solution A	B (249.772 nm)	0.35	0.0435 (ppm)	2180.0186
6/18/2021 02:40:02	Interference Check Solution A	Ba (230.424 nm)	> 100.00	0.0001 u (ppm)	6.5425

Date Time	Label	Element Label (nm)	%RSD	Unadjusted Conc	Intensity
6/18/2021 02:40:02	Interference Check Solution A	Be (313.107 nm)	32.95	0.0000 u (ppm)	-608.5999
6/18/2021 02:40:02	Interference Check Solution A	Ca (317.933 nm)	0.25	237.9478 o (ppm)	9134560.1223
6/18/2021 02:40:02	Interference Check Solution A	Cd (214.439 nm)	16.05	-0.0009 u (ppm)	-5.2601
6/18/2021 02:40:02	Interference Check Solution A	Co (230.786 nm)	4.08	-0.0018 u (ppm)	-12.7702
6/18/2021 02:40:02	Interference Check Solution A	Cr (267.716 nm)	20.41	-0.0005 u (ppm)	45.1791
6/18/2021 02:40:02	Interference Check Solution A	Cu (327.395 nm)	27.03	-0.0007 u (ppm)	-19.3017
6/18/2021 02:40:02	Interference Check Solution A	Fe (234.350 nm)	0.42	94.7764 o (ppm)	824444.4503
6/18/2021 02:40:02	Interference Check Solution A	K (766.491 nm)	7.32	0.0728 (ppm)	333.4430
6/18/2021 02:40:02	Interference Check Solution A	Mg (279.078 nm)	0.34	262.7109 o (ppm)	588930.0847
6/18/2021 02:40:02	Interference Check Solution A	Mn (257.610 nm)	1.06	0.0015 (ppm)	462.2586
6/18/2021 02:40:02	Interference Check Solution A	Mo (202.032 nm)	14.87	-0.0024 u (ppm)	-3.6549
6/18/2021 02:40:02	Interference Check Solution A	Na (588.995 nm)	11.61	0.0729 (ppm)	-10942.1943
6/18/2021 02:40:02	Interference Check Solution A	Ni (230.299 nm)	15.79	-0.0023 u (ppm)	-45.3665
6/18/2021 02:40:02	Interference Check Solution A	Pb (220.353 nm)	20.05	-0.0046 u (ppm)	-8.3729
6/18/2021 02:40:02	Interference Check Solution A	Sb (217.582 nm)	> 100.00	-0.0053 u (ppm)	0.3360
6/18/2021 02:40:02	Interference Check Solution A	Se (196.026 nm)	> 100.00	-0.0015 u (ppm)	-0.8063
6/18/2021 02:40:02	Interference Check Solution A	Sn (189.925 nm)	> 100.00	0.0031 (ppm)	0.7705
6/18/2021 02:40:02	Interference Check Solution A	Sr (216.596 nm)	1.14	0.0142 (ppm)	117.4638
6/18/2021 02:40:02	Interference Check Solution A	Ti (336.122 nm)	5.33	0.0011 (ppm)	-841.2520
6/18/2021 02:40:02	Interference Check Solution A	Tl (351.923 nm)	26.98	-0.0025 u (ppm)	2.8438
6/18/2021 02:40:02	Interference Check Solution A	V (292.401 nm)	15.79	0.0021 (ppm)	106.8175
6/18/2021 02:40:02	Interference Check Solution A	Y (360.074 nm)	0.30	0.93 (Ratio)	624620.23
6/18/2021 02:40:02	Interference Check Solution A	Y_R (360.074 nm)	0.30	0.93 (Ratio)	624620.23
6/18/2021 02:40:02	Interference Check Solution A	Zn (213.857 nm)	0.55	0.0091 (ppm)	290.7678
6/18/2021 02:43:17	Interference Check Solution AB	Ag (328.068 nm)	0.26	0.2147 (ppm)	15664.7990
6/18/2021 02:43:17	Interference Check Solution AB	Al (237.312 nm)	0.07	257.3286 o (ppm)	466988.6030
6/18/2021 02:43:17	Interference Check Solution AB	As (188.980 nm)	3.95	0.0992 (ppm)	81.4758
6/18/2021 02:43:17	Interference Check Solution AB	B (249.772 nm)	0.18	0.0426 (ppm)	2141.6921
6/18/2021 02:43:17	Interference Check Solution AB	Ba (230.424 nm)	0.13	0.5215 (ppm)	19175.2738
6/18/2021 02:43:17	Interference Check Solution AB	Be (313.107 nm)	0.23	0.5054 (ppm)	722397.9211
6/18/2021 02:43:17	Interference Check Solution AB	Ca (317.933 nm)	0.51	238.4516 o (ppm)	9153893.5142
6/18/2021 02:43:17	Interference Check Solution AB	Cd (214.439 nm)	0.25	0.9660 (ppm)	19123.3474
6/18/2021 02:43:17	Interference Check Solution AB	Co (230.786 nm)	0.25	0.4905 (ppm)	5842.8116
6/18/2021 02:43:17	Interference Check Solution AB	Cr (267.716 nm)	0.14	0.5071 (ppm)	17654.7031
6/18/2021 02:43:17	Interference Check Solution AB	Cu (327.395 nm)	0.23	0.5401 (ppm)	31802.3697
6/18/2021 02:43:17	Interference Check Solution AB	Fe (234.350 nm)	0.20	95.0465 o (ppm)	826794.4900
6/18/2021 02:43:17	Interference Check Solution AB	K (766.491 nm)	8.43	0.0549 (ppm)	278.3838
6/18/2021 02:43:17	Interference Check Solution AB	Mg (279.078 nm)	0.37	263.2881 o (ppm)	590223.8489
6/18/2021 02:43:17	Interference Check Solution AB	Mn (257.610 nm)	0.25	0.5016 (ppm)	135428.1371
6/18/2021 02:43:17	Interference Check Solution AB	Mo (202.032 nm)	22.46	-0.0017 u (ppm)	-0.7580
6/18/2021 02:43:17	Interference Check Solution AB	Na (588.995 nm)	8.70	0.0794 (ppm)	-10690.7600
6/18/2021 02:43:17	Interference Check Solution AB	Ni (230.299 nm)	0.09	0.9635 (ppm)	9656.7855
6/18/2021 02:43:17	Interference Check Solution AB	Pb (220.353 nm)	1.98	0.0470 (ppm)	109.7539
6/18/2021 02:43:17	Interference Check Solution AB	Sb (217.582 nm)	0.30	0.6108 (ppm)	691.9966
6/18/2021 02:43:17	Interference Check Solution AB	Se (196.026 nm)	20.75	0.0522 (ppm)	29.5510
6/18/2021 02:43:17	Interference Check Solution AB	Sn (189.925 nm)	> 100.00	0.0014 u (ppm)	-0.3162
6/18/2021 02:43:17	Interference Check Solution AB	Sr (216.596 nm)	2.43	0.0155 (ppm)	128.4656
6/18/2021 02:43:17	Interference Check Solution AB	Ti (336.122 nm)	2.21	0.0012 (ppm)	-828.8331
6/18/2021 02:43:17	Interference Check Solution AB	Tl (351.923 nm)	1.84	0.1130 (ppm)	288.1624
6/18/2021 02:43:17	Interference Check Solution AB	V (292.401 nm)	0.24	0.5042 (ppm)	15054.9843
6/18/2021 02:43:17	Interference Check Solution AB	Y (360.074 nm)	0.15	0.94 (Ratio)	626038.23

Date Time	Label	Element Label (nm)	%RSD	Unadjusted Conc	Intensity
6/18/2021 02:43:17	Interference Check Solution AB	Y_R (360.074 nm)	0.15	0.94 (Ratio)	626038.23
6/18/2021 02:43:17	Interference Check Solution AB	Zn (213.857 nm)	0.19	1.0131 (ppm)	35495.7829
6/18/2021 02:46:31	Continuing Calibration Verification2	Ag (328.068 nm)	0.05	0.4967 (ppm)	36392.6254
6/18/2021 02:46:31	Continuing Calibration Verification2	Al (237.312 nm)	0.19	10.0212 (ppm)	18182.1540
6/18/2021 02:46:31	Continuing Calibration Verification2	As (188.980 nm)	0.33	0.9958 (ppm)	806.0915
6/18/2021 02:46:31	Continuing Calibration Verification2	B (249.772 nm)	0.17	2.5381 (ppm)	118436.2858
6/18/2021 02:46:31	Continuing Calibration Verification2	Ba (230.424 nm)	0.33	10.2566 (ppm)	377067.6863
6/18/2021 02:46:31	Continuing Calibration Verification2	Be (313.107 nm)	0.05	0.2545 (ppm)	363450.1088
6/18/2021 02:46:31	Continuing Calibration Verification2	Ca (317.933 nm)	0.11	25.4956 (ppm)	980945.3169
6/18/2021 02:46:31	Continuing Calibration Verification2	Cd (214.439 nm)	0.10	0.5012 (ppm)	9928.1376
6/18/2021 02:46:31	Continuing Calibration Verification2	Co (230.786 nm)	0.14	2.5334 (ppm)	30139.6061
6/18/2021 02:46:31	Continuing Calibration Verification2	Cr (267.716 nm)	0.12	0.5141 (ppm)	17897.8720
6/18/2021 02:46:31	Continuing Calibration Verification2	Cu (327.395 nm)	0.20	1.2481 (ppm)	73458.9120
6/18/2021 02:46:31	Continuing Calibration Verification2	Fe (234.350 nm)	0.09	5.1052 (ppm)	44451.4279
6/18/2021 02:46:31	Continuing Calibration Verification2	K (766.491 nm)	0.24	25.1348 (ppm)	77335.8831
6/18/2021 02:46:31	Continuing Calibration Verification2	Mg (279.078 nm)	0.07	25.1781 (ppm)	56441.8792
6/18/2021 02:46:31	Continuing Calibration Verification2	Mn (257.610 nm)	0.16	0.7572 (ppm)	204395.1687
6/18/2021 02:46:31	Continuing Calibration Verification2	Mo (202.032 nm)	0.23	2.5423 (ppm)	10253.9134
6/18/2021 02:46:31	Continuing Calibration Verification2	Na (588.995 nm)	0.42	25.3325 (ppm)	973940.0625
6/18/2021 02:46:31	Continuing Calibration Verification2	Ni (230.299 nm)	0.23	2.0036 (ppm)	20105.5219
6/18/2021 02:46:31	Continuing Calibration Verification2	Pb (220.353 nm)	0.40	0.5068 (ppm)	1162.4033
6/18/2021 02:46:31	Continuing Calibration Verification2	Sb (217.582 nm)	0.08	4.9639 (ppm)	5579.1188
6/18/2021 02:46:31	Continuing Calibration Verification2	Se (196.026 nm)	0.23	0.4888 (ppm)	276.1610
6/18/2021 02:46:31	Continuing Calibration Verification2	Sn (189.925 nm)	0.08	5.0340 (ppm)	3160.9052
6/18/2021 02:46:31	Continuing Calibration Verification2	Sr (216.596 nm)	0.29	2.5497 (ppm)	21028.0605
6/18/2021 02:46:31	Continuing Calibration Verification2	Ti (336.122 nm)	0.08	2.5888 (ppm)	520517.8926
6/18/2021 02:46:31	Continuing Calibration Verification2	Tl (351.923 nm)	0.48	0.9885 (ppm)	2451.9096
6/18/2021 02:46:31	Continuing Calibration Verification2	V (292.401 nm)	0.09	2.5598 (ppm)	76257.0522
6/18/2021 02:46:31	Continuing Calibration Verification2	Y (360.074 nm)	0.24	0.98 (Ratio)	657999.29
6/18/2021 02:46:31	Continuing Calibration Verification2	Y_R (360.074 nm)	0.24	0.98 (Ratio)	657999.29
6/18/2021 02:46:31	Continuing Calibration Verification2	Zn (213.857 nm)	0.27	0.9935 (ppm)	34807.9967
6/18/2021 02:49:47	Continuing Calibration Blank2	Ag (328.068 nm)	71.30	-0.0002 u (ppm)	-135.2767
6/18/2021 02:49:47	Continuing Calibration Blank2	Al (237.312 nm)	> 100.00	0.0002 u (ppm)	-3.6632
6/18/2021 02:49:47	Continuing Calibration Blank2	As (188.980 nm)	> 100.00	-0.0019 u (ppm)	-0.2837
6/18/2021 02:49:47	Continuing Calibration Blank2	B (249.772 nm)	21.55	0.0019 (ppm)	243.1945
6/18/2021 02:49:47	Continuing Calibration Blank2	Ba (230.424 nm)	85.17	0.0001 (ppm)	8.4012
6/18/2021 02:49:47	Continuing Calibration Blank2	Be (313.107 nm)	> 100.00	0.0000 u (ppm)	-561.6330
6/18/2021 02:49:47	Continuing Calibration Blank2	Ca (317.933 nm)	9.18	0.0037 (ppm)	2602.6139
6/18/2021 02:49:47	Continuing Calibration Blank2	Cd (214.439 nm)	> 100.00	0.0001 u (ppm)	14.1815
6/18/2021 02:49:47	Continuing Calibration Blank2	Co (230.786 nm)	92.55	-0.0003 u (ppm)	5.3347
6/18/2021 02:49:47	Continuing Calibration Blank2	Cr (267.716 nm)	> 100.00	0.0001 u (ppm)	67.7478
6/18/2021 02:49:47	Continuing Calibration Blank2	Cu (327.395 nm)	> 100.00	-0.0001 u (ppm)	16.9855
6/18/2021 02:49:47	Continuing Calibration Blank2	Fe (234.350 nm)	30.56	0.0026 (ppm)	67.3326
6/18/2021 02:49:47	Continuing Calibration Blank2	K (766.491 nm)	61.47	0.0361 (ppm)	220.6961
6/18/2021 02:49:47	Continuing Calibration Blank2	Mg (279.078 nm)	> 100.00	0.0001 u (ppm)	-0.7387
6/18/2021 02:49:47	Continuing Calibration Blank2	Mn (257.610 nm)	> 100.00	0.0000 u (ppm)	63.5081
6/18/2021 02:49:47	Continuing Calibration Blank2	Mo (202.032 nm)	56.60	0.0010 (ppm)	10.1515
6/18/2021 02:49:47	Continuing Calibration Blank2	Na (588.995 nm)	6.16	0.0491 (ppm)	-11871.8350
6/18/2021 02:49:47	Continuing Calibration Blank2	Ni (230.299 nm)	> 100.00	0.0002 u (ppm)	-19.7208
6/18/2021 02:49:47	Continuing Calibration Blank2	Pb (220.353 nm)	61.48	-0.0023 u (ppm)	-2.9376
6/18/2021 02:49:47	Continuing Calibration Blank2	Sb (217.582 nm)	> 100.00	-0.0003 u (ppm)	6.0235

Date Time	Label	Element Label (nm)	%RSD	Unadjusted Conc	Intensity
6/18/2021 02:49:47	Continuing Calibration Blank2	Se (196.026 nm)	> 100.00	0.0014 u (ppm)	0.8721
6/18/2021 02:49:47	Continuing Calibration Blank2	Sn (189.925 nm)	> 100.00	0.0016 u (ppm)	-0.1457
6/18/2021 02:49:47	Continuing Calibration Blank2	Sr (216.596 nm)	99.20	0.0002 (ppm)	2.6085
6/18/2021 02:49:47	Continuing Calibration Blank2	Ti (336.122 nm)	17.50	0.0007 (ppm)	-912.8608
6/18/2021 02:49:47	Continuing Calibration Blank2	Tl (351.923 nm)	73.96	0.0028 (ppm)	15.7627
6/18/2021 02:49:47	Continuing Calibration Blank2	V (292.401 nm)	> 100.00	0.0001 u (ppm)	47.9710
6/18/2021 02:49:47	Continuing Calibration Blank2	Y (360.074 nm)	0.23	0.99 (Ratio)	661328.90
6/18/2021 02:49:47	Continuing Calibration Blank2	Y_R (360.074 nm)	0.23	0.99 (Ratio)	661328.90
6/18/2021 02:49:47	Continuing Calibration Blank2	Zn (213.857 nm)	84.36	0.0000 u (ppm)	-28.3591

Ag (328.068 nm)
Intensity = 73511.99338704 * Concentration - 121.69555675
Correlation coefficient: 0.99999

As (188.980 nm)
Intensity = 808.24112362 * Concentration + 1.27754170
Correlation coefficient: 1.00000

B (249.772 nm)
Intensity = 46602.14225924 * Concentration + 154.25017596
Correlation coefficient: 1.00000

Ba (230.424 nm)
Intensity = 36763.24316582 * Concentration + 3.45795659
Correlation coefficient: 0.99997

Be (313.107 nm)
Intensity = 1430499.09325698 * Concentration - 576.89331493
Correlation coefficient: 1.00000

Cd (214.439 nm)
Intensity = 19782.23078414 * Concentration + 13.00483138
Correlation coefficient: 0.99998

Co (230.786 nm)
Intensity = 11893.19495975 * Concentration + 8.80501567
Correlation coefficient: 0.99999

Cr (267.716 nm)
Intensity = 34688.98035285 * Concentration + 64.10860285
Correlation coefficient: 0.99999

Cu (327.395 nm)
Intensity = 58841.55334876 * Concentration + 20.33943651
Correlation coefficient: 0.99997

K (766.491 nm)
Intensity = 3072.47332654 * Concentration + 109.74708106
Correlation coefficient: 0.99999

Mn (257.610 nm)
Intensity = 269849.79172872 * Concentration + 63.86236616
Correlation coefficient: 0.99999

Mo (202.032 nm)
Intensity = 4030.86915239 * Concentration + 6.05837529
Correlation coefficient: 1.00000

Na (588.995 nm)
Intensity = 38990.41081096 * Concentration - 13786.27162558
Correlation coefficient: 1.00000

Ni (230.299 nm)
Intensity = 10045.58503613 * Concentration - 21.87081181
Correlation coefficient: 0.99999

Pb (220.353 nm)
Intensity = 2289.09569331 * Concentration + 2.23348063
Correlation coefficient: 1.00000

Sb (217.582 nm)
Intensity = 1122.67641306 * Concentration + 6.31257006
Correlation coefficient: 1.00000

Se (196.026 nm)
Intensity = 564.81146172 * Concentration + 0.05451214
Correlation coefficient: 1.00000

Sn (189.925 nm)
Intensity = 628.14709446 * Concentration - 1.17773050
Correlation coefficient: 0.99999

Ti (336.122 nm)
Intensity = 201475.89414535 * Concentration - 1062.40826435
Correlation coefficient: 1.00000

Tl (351.923 nm)
Intensity = 2471.36691234 * Concentration + 8.96132455
Correlation coefficient: 0.99991

V (292.401 nm)
Intensity = 29772.10407937 * Concentration + 44.96192382
Correlation coefficient: 1.00000

Zn (213.857 nm)
Intensity = 35061.89542325 * Concentration - 27.13973129
Correlation coefficient: 1.00000

Fe (234.350 nm)
Intensity = 8698.36659810 * Concentration + 44.90404724
Correlation coefficient: 0.99999

Mg (279.078 nm)
Intensity = 2241.74546682 * Concentration - 0.97773793
Correlation coefficient: 1.00000

Sr (216.596 nm)
Intensity = 8247.02571626 * Concentration + 0.62051827
Correlation coefficient: 0.99999

Al (237.312 nm)
Intensity = 1814.77146623 * Concentration - 3.99900845
Correlation coefficient: 1.00000

Ca (317.933 nm)
Intensity = 38378.57537048 * Concentration + 2461.79810233
Correlation coefficient: 0.99999

Preparation Information Benchsheet

Prep Run#: 381318
Team: Metals/NMANSEN

Prep WorkFlow: MetDigAqICP
Prep Method: EPA 3005A/3010A

Status: Prepped
Prep Date/Time: 6/14/21 14:48

#	Lab Code	Client ID	B#	Amt. Ext.	Method /Test	pH	AE	BN	Final Vol	Sample Desc. (Initial/Final)	SpikeAmt./Inv. ID	Comments
1	RQ2106732-01	MB		50mL	6010C/Ag T, Al T, As T, B T, Ba T, Be T, Ca T, Cd T, Co T, Cr T, Cu T, Fe T, K T, Mg T, Mn T, Na T, Ni T, Pb T, Sb T, Se T, Tl T, V T, Zn T	<2			50.00mL	Colorless-Clear		HB: 1 Well: A2 Temp: 91.5C
2	RQ2106732-02	LCS		50mL	6010C/Ag T, Al T, As T, B T, Ba T, Be T, Ca T, Cd T, Co T, Cr T, Cu T, Fe T, K T, Mg T, Mn T, Na T, Ni T, Pb T, Sb T, Se T, Tl T, V T, Zn T	<2			50.00mL	Colorless-Clear	0.5000 mL/214348; 0.5000 mL/217470; 0.5000 mL/214347	On HB: 17:00 HB Shutoff: 03:00 Pipet/Repipettors: M23, M104, M106
3	R2105623-001	MW19-0621	.13	50mL	6010C/Ag T, Al T, As T, B T, Ba T, Be T, Ca T, Cd T, Co T, Cr T, Cu T, Fe T, K T, Mg T, Mn T, Na T, Ni T, Pb T, Sb T, Se T, Tl T, V T, Zn T	<2			50.00mL	Colorless-Clear		Tier IV
4	R2105623-003	DUP1-0621	.13	50mL	6010C/Ag T, Al T, As T, B T, Ba T, Be T, Ca T, Cd T, Co T, Cr T, Cu T, Fe T, K T, Mg T, Mn T, Na T, Ni T, Pb T, Sb T, Se T, Tl T, V T, Zn T	<2			50.00mL	Colorless-Clear		
5	R2105623-005	MW6-0621	.13	50mL	6010C/Ag T, Al T, As T, B T, Ba T, Be T, Ca T, Cd T, Co T, Cr T, Cu T, Fe T, K T, Mg T, Mn T, Na T, Ni T, Pb T, Sb T, Se T, Tl T, V T, Zn T	<2			50.00mL	Colorless-Clear		
6	R2105623-007	MW13-0621	.13	50mL	6010C/Ag T, Al T, As T, B T, Ba T, Be T, Ca T, Cd T, Co T, Cr T, Cu T, Fe T, K T, Mg T, Mn T, Na T, Ni T, Pb T, Sb T, Se T, Tl T, V T, Zn T	<2			50.00mL	Colorless-Clear		
7	R2105623-008	MW26-0621	.13	50mL	6010C/Ag T, Al T, As T, B T, Ba T, Be T, Ca T, Cd T, Co T, Cr T, Cu T, Fe T, K T, Mg T, Mn T, Na T, Ni T, Pb T, Sb T, Se T, Tl T, V T, Zn T	<2			50.00mL	Colorless-Clear		
8	RQ2106732-03	R2105623-008 MS	.13	50mL	6010C/Ag T, Al T, As T, B T, Ba T, Be T, Ca T, Cd T, Co T, Cr T, Cu T, Fe T, K T, Mg T, Mn T, Na T, Ni T, Pb T, Sb T, Se T, Tl T, V T, Zn T	<2			50.00mL	Colorless-Clear	0.5000 mL/214347; 0.5000 mL/217470; 0.5000 mL/214348	
9	RQ2106732-04	R2105623-008 DMS	.13	50mL	6010C/Ag T, Al T, As T, B T, Ba T, Be T, Ca T, Cd T, Co T, Cr T, Cu T, Fe T, K T, Mg T, Mn T, Na T, Ni T, Pb T, Sb T, Se T, Tl T, V T, Zn T	<2			50.00mL	Colorless-Clear	0.5000 mL/214348; 0.5000 mL/214347; 0.5000 mL/217470	
10	R2105843-001	MW-306	.02	50mL	6010C/Ca T, Cd T, Fe T, K T, Mg T, Mn T, Na T, Pb T	<2			50.00mL	Colorless-Clear		
11	R2105843-002	MW-316	.02	50mL	6010C/Ca T, Cd T, Fe T, K T, Mg T, Mn T, Na T, Pb T	<2			50.00mL	Colorless-Clear		
12	R2105843-003	MW-305R	.02	50mL	6010C/Ca T, Cd T, Fe T, K T, Mg T, Mn T, Na T, Pb T	<2			50.00mL	Colorless-Clear		

Preparation Information Benchsheet

Prep Run#: 381318
Team: Metals/NMANSEN

Prep WorkFlow: MetDigAqICP
Prep Method: EPA 3005A/3010A

Status: Prepped
Prep Date/Time: 6/14/21 14:48

13	R2105843-004	MW-315	.02	50mL	6010C/Ca T, Cd T, Fe T, K T, Mg T, Mn T, Na T, Pb T	<2			50.00mL	Colorless-Clear		
14	R2105843-005	P-104	.02	50mL	6010C/Ca T, Cd T, Fe T, K T, Mg T, Mn T, Na T, Pb T	<2			50.00mL	Colorless-Clear		
15	R2105843-006	Newell Court Pond	.02	50mL	6010C/Ca T, Cd T, Fe T, K T, Mg T, Mn T, Na T, Pb T	<2			50.00mL	Colorless-Clear		
16	R2105843-007	MW-304	.02	50mL	6010C/Ca T, Cd T, Fe T, K T, Mg T, Mn T, Na T, Pb T	<2			50.00mL	Colorless-Clear		
17	R2105843-008	MW-308R	.02	50mL	6010C/Ca T, Cd T, Fe T, K T, Mg T, Mn T, Na T, Pb T	<2			50.00mL	Colorless-Clear		
18	R2105843-009	MW-309R	.02	50mL	6010C/Ca T, Cd T, Fe T, K T, Mg T, Mn T, Na T, Pb T	<2			50.00mL	Colorless-Clear		
19	R2105843-013	DGC-7	.02	50mL	6010C/Ca T, Cd T, Fe T, K T, Mg T, Mn T, Na T, Pb T	<2			50.00mL	Colorless-Clear		
20	R2105843-014	DGC-5A	.02	50mL	6010C/Ca T, Cd T, Fe T, K T, Mg T, Mn T, Na T, Pb T	<2			50.00mL	Colorless-Clear		
21	R2105843-015	Newell Court 1	.02	50mL	6010C/Ca T, Cd T, Fe T, K T, Mg T, Mn T, Na T, Pb T	<2			50.00mL	Colorless-Clear		
22	R2105843-016	Newell Court 2	.02	50mL	6010C/Ca T, Cd T, Fe T, K T, Mg T, Mn T, Na T, Pb T	<2			50.00mL	Colorless-Clear		
23	R2105843-017	DUPE-X	.02	50mL	6010C/Ca T, Cd T, Fe T, K T, Mg T, Mn T, Na T, Pb T	<2			50.00mL	Colorless-Clear		

Spiking Solutions

Name:	Custom LCS STD A Metals	Inventory ID	214347	Logbook Ref:	214347	Expires On:	06/01/2022	Lot #:	10070256-
Name:	Custom LCS STD B Metals	Inventory ID	214348	Logbook Ref:	214348	Expires On:	12/01/2022	Lot #:	10070256-
Name:	C Spike	Inventory ID	217470	Logbook Ref:	217470	Expires On:	12/01/2021		

Preparation Materials

1:1 HCl Metals Grade	217545 (217545)	Hot Block Cups	50mL Lot 502604-4932 (216737)	Nitric Acid Metals Grade HNO3 216522 (216522)
Thermometer	36 (212719)			

S623 6/25
S843 6/22

Preparation Steps

Step: Digestion
Started: 6/14/21 14:48
Finished: 6/15/21 10:42
By: NMANSEN
Comments

(19)

Comments:

Reviewed By: Kelly McJaen Date: 6/15/21

Spike Witness: KMCLAEN Date:

Preparation Information Benchsheet

Prep Run#: 381318
Team: Metals/NMANSEN

Prep WorkFlow: MetDigAqlCP
Prep Method: EPA 3005A/3010A

Status: Prepped
Prep Date/Time: 6/14/21 14:48

Chain of Custody

Relinquished By:	Nicol M	Date:	6/15/21	Extracts Examined
Received By:	RAOH	Date:	6/15/21	Yes No

Preparation Information Benchsheet

Prep Run#: 381319
Team: Metals/NMANSEN

Prep WorkFlow: MetDigAqICP
Prep Method: EPA 3005A/3010A

Status: Prepped
Prep Date/Time: 6/14/21 14:50

#	Lab Code	Client ID	B#	Amt. Ext.	Method /Test	pH	AE	BN	Final Vol	Sample Desc. (Initial/Final)	SpikeAmt./Inv. ID	Comments
1	RQ2106733-01	MB		50mL	6010C/Ag D, Ag T, Al D, Al T, As D, As T, B D, B T, Ba D, Ba T, Be D, Be T, Ca D, Ca T, Cd D, Cd T, Co D, Co T, Cr D, Cr T, Cu D, Cu T, Fe D, Fe T, K D, K T, Mg D, Mg T, Mn D, Mn T, Na D, Na T, Ni D, Ni T, Pb D, Pb T, Sb D, Sb T, Se D, Se T, Tl D, Tl T, V D, V T, Zn D, Zn T	<2			50.00mL	Colorless-Clear		HB: 1 Well: A2 Temp: 91.5C
2	RQ2106733-02	LCS		50mL	6010C/Ag D, Ag T, Al D, Al T, As D, As T, B D, B T, Ba D, Ba T, Be D, Be T, Ca D, Ca T, Cd D, Cd T, Co D, Co T, Cr D, Cr T, Cu D, Cu T, Fe D, Fe T, K D, K T, Mg D, Mg T, Mn D, Mn T, Na D, Na T, Ni D, Ni T, Pb D, Pb T, Sb D, Sb T, Se D, Se T, Tl D, Tl T, V D, V T, Zn D, Zn T	<2			50.00mL	Colorless-Clear	0.5000 mL/217470; 0.5000 mL/214347; 0.5000 mL/214348	On HB: 17:00 HB Shutoff: 03:00 Pipet/Repipettors: M23, M104, M106
3	R2105684-002	GW-10D	.14	50mL	6010C/Ag T, Al T, As T, B T, Ba T, Be T, Ca T, Cd T, Co T, Cr T, Cu T, Fe T, K T, Mg T, Mn T, Na T, Ni T, Pb T, Sb T, Se T, Tl T, V T, Zn T	<2			50.00mL	Colorless-Clear		Tier IV
4	R2105684-003	GW-10S	.14	50mL	6010C/Ag T, Al T, As T, B T, Ba T, Be T, Ca T, Cd T, Co T, Cr T, Cu T, Fe T, K T, Mg T, Mn T, Na T, Ni T, Pb T, Sb T, Se T, Tl T, V T, Zn T	<2			50.00mL	Colorless-Clear		
5	R2105684-004	NS-5D	.14	50mL	6010C/Ag T, Al T, As T, B T, Ba T, Be T, Ca T, Cd T, Co T, Cr T, Cu T, Fe T, K T, Mg T, Mn T, Na T, Ni T, Pb T, Sb T, Se T, Tl T, V T, Zn T	<2			50.00mL	Colorless-Clear		
6	R2105684-005	NS-5I	.14	50mL	6010C/Ag T, Al T, As T, B T, Ba T, Be T, Ca T, Cd T, Co T, Cr T, Cu T, Fe T, K T, Mg T, Mn T, Na T, Ni T, Pb T, Sb T, Se T, Tl T, V T, Zn T	<2			50.00mL	Colorless-Clear		
7	R2105684-006	NS-5S	.14	50mL	6010C/Ag T, Al T, As T, B T, Ba T, Be T, Ca T, Cd T, Co T, Cr T, Cu T, Fe T, K T, Mg T, Mn T, Na T, Ni T, Pb T, Sb T, Se T, Tl T, V T, Zn T	<2			50.00mL	Colorless-Clear		
8	R2105684-007	NS-1D	.14	50mL	6010C/Ag T, Al T, As T, B T, Ba T, Be T, Ca T, Cd T, Co T, Cr T, Cu T, Fe T, K T, Mg T, Mn T, Na T, Ni T, Pb T, Sb T, Se T, Tl T, V T, Zn T	<2			50.00mL	Colorless-Clear		

Preparation Information Benchsheet

Prep Run#: 381319 **Prep WorkFlow:** MetDigAqICP **Status:** Prepped
Team: Metals/NMANSEN **Prep Method:** EPA 3005A/3010A **Prep Date/Time:** 6/14/21 14:50

9	R2105684-008	NS-8S	.14	50mL	6010C/Ag T, Al T, As T, B T, Ba T, Be T, Ca T, Cd T, Co T, Cr T, Cu T, Fe T, K T, Mg T, Mn T, Na T, Ni T, Pb T, Sb T, Se T, Tl T, V T, Zn T	<2			50.00mL	Colorless-Clear		
10	R2105684-009	GW-1D	.14	50mL	6010C/Ag T, Al T, As T, B T, Ba T, Be T, Ca T, Cd T, Co T, Cr T, Cu T, Fe T, K T, Mg T, Mn T, Na T, Ni T, Pb T, Sb T, Se T, Tl T, V T, Zn T	<2			50.00mL	Colorless-Clear		
11	R2105684-010	GW-1S	.14	50mL	6010C/Ag T, Al T, As T, B T, Ba T, Be T, Ca T, Cd T, Co T, Cr T, Cu T, Fe T, K T, Mg T, Mn T, Na T, Ni T, Pb T, Sb T, Se T, Tl T, V T, Zn T	<2			50.00mL	Colorless-Clear		
12	R2105814-002	S-4	.02	50mL	6010C/Ag T, Al T, As T, B T, Ba T, Be T, Ca T, Cd T, Co T, Cr T, Cu T, Fe T, K T, Mg T, Mn T, Na T, Ni T, Pb T, Sb T, Se T, Tl T, V T, Zn T	<2			50.00mL	Colorless-Clear		Tier IV
13	R2105814-003	S-2	.02	50mL	6010C/Ag T, Al T, As T, B T, Ba T, Be T, Ca T, Cd T, Co T, Cr T, Cu T, Fe T, K T, Mg T, Mn T, Na T, Ni T, Pb T, Sb T, Se T, Tl T, V T, Zn T	<2			50.00mL	Colorless-Clear		
14	R2105814-004	S-6	.02	50mL	6010C/Ag T, Al T, As T, B T, Ba T, Be T, Ca T, Cd T, Co T, Cr T, Cu T, Fe T, K T, Mg T, Mn T, Na T, Ni T, Pb T, Sb T, Se T, Tl T, V T, Zn T	<2			50.00mL	Colorless-Clear		
15	R2105814-005	S-3	.02	50mL	6010C/Ag T, Al T, As T, B T, Ba T, Be T, Ca T, Cd T, Co T, Cr T, Cu T, Fe T, K T, Mg T, Mn T, Na T, Ni T, Pb T, Sb T, Se T, Tl T, V T, Zn T	<2			50.00mL	Colorless-Clear		
16	R2105814-006	S-1	.02	50mL	6010C/Ag T, Al T, As T, B T, Ba T, Be T, Ca T, Cd T, Co T, Cr T, Cu T, Fe T, K T, Mg T, Mn T, Na T, Ni T, Pb T, Sb T, Se T, Tl T, V T, Zn T	<2			50.00mL	Colorless-Clear		
17	R2105814-007	S-5	.02	50mL	6010C/Ag T, Al T, As T, B T, Ba T, Be T, Ca T, Cd T, Co T, Cr T, Cu T, Fe T, K T, Mg T, Mn T, Na T, Ni T, Pb T, Sb T, Se T, Tl T, V T, Zn T	<2			50.00mL	Colorless-Clear		
18	R2105814-008	SW-1A	.02	50mL	6010C/Ag T, Al T, As T, B T, Ba T, Be T, Ca T, Cd T, Co T, Cr T, Cu T, Fe T, K T, Mg T, Mn T, Na T, Ni T, Pb T, Sb T, Se T, Tl T, V T, Zn T	<2			50.00mL	Colorless-Clear		

Preparation Information Benchsheet

Prep Run#: 381319 **Prep WorkFlow:** MetDigAqICP **Status:** Prepped
Team: Metals/NMANSEN **Prep Method:** EPA 3005A/3010A **Prep Date/Time:** 6/14/21 14:50

19	R2105814-009	SW-1A Diss	.01	50mL	6010C/Ag D, Al D, As D, B D, Ba D, Be D, Ca D, Cd D, Co D, Cr D, Cu D, Fe D, K D, Mg D, Mn D, Na D, Ni D, Pb D, Sb D, Se D, Tl D, V D, Zn D	<2			50.00mL	Colorless-Clear		
20	R2105843-010	MW-302R	.02	50mL	6010C/Ca T, Cd T, Fe T, K T, Mg T, Mn T, Na T, Pb T	<2			50.00mL	Colorless-Clear		
21	RQ2106733-03	R2105843-010 MS	.02	50mL	6010C/Ca T, Cd T, Fe T, K T, Mg T, Mn T, Na T, Pb T	<2			50.00mL	Colorless-Clear	0.5000 mL/217470; 0.5000 mL/214348; 0.5000 mL/214347	
22	RQ2106733-04	R2105843-010 DMS	.02	50mL	6010C/Ca T, Cd T, Fe T, K T, Mg T, Mn T, Na T, Pb T	<2			50.00mL	Colorless-Clear	0.5000 mL/217470; 0.5000 mL/214348; 0.5000 mL/214347	
23	R2105843-011	DGC-35RR	.02	50mL	6010C/Ca T, Cd T, Fe T, K T, Mg T, Mn T, Na T, Pb T	<2			50.00mL	Colorless-Clear		
24	R2105843-012	DGC-8S	.02	50mL	6010C/Ca T, Cd T, Fe T, K T, Mg T, Mn T, Na T, Pb T	<2			50.00mL	Colorless-Clear		

Spiking Solutions

Name:	Custom LCS STD A Metals	Inventory ID	214347	Logbook Ref:	214347	Expires On:	06/01/2022	Lot #:	10070256-
Name:	Custom LCS STD B Metals	Inventory ID	214348	Logbook Ref:	214348	Expires On:	12/01/2022	Lot #:	10070256-
Name:	C Spike	Inventory ID	217470	Logbook Ref:	217470	Expires On:	12/01/2021		

Preparation Materials

1:1 HCl Metals Grade	217545 (217545)	Hot Block Cups	50mL Lot 502604-4932 (216737)	Nitric Acid Metals Grade HNO3 216522 (216522)
Thermometer	36 (212719)			

S684 6125
S814 6121
S843 6122

Preparation Steps

Step: Digestion
Started: 6/14/21 14:50
Finished: 6/15/21 10:57
By: NMANSEN
Comments

20

Comments:

Reviewed By: Kelly McLaen Date: 6/15/21 Spike Witness: KMCLAEN Date:

Chain of Custody

Relinquished By: Nicole Date: 6/15/21 Extracts Examined
Received By: RAOI Date: 6/15/21 Yes No

Preparation Information Benchsheet

Prep Run#: 381380
Team: Metals/NMANSEN

Prep WorkFlow: MetDigSICP
Prep Method: EPA 3050B

Status: Prepped
Prep Date/Time: 6/15/21 11:46

#	Lab Code	Client ID	B#	Amt. Ext.	Method /Test	pH	AE	BN	Final Vol	Sample Desc. (Initial/Final)	SpikeAmt./Inv. ID	Comments
1	RQ2106796-01	MB		0.5000g	6010C/Ag T, As T, Ba T, Be T, Cd T, Co T, Cr T, Mn T, Ni T, Pb T, Sb T, Se T				50.00mL	White-Coarse/Colorless-Clear		HB: 1 Well: B3 Temp: 93.5C/92.0C
2	RQ2106796-05	MB		0.5g	6010C/Ag T, Al T, As T, B T, Ba T, Be T, Ca T, Cd T, Co T, Cr T, Cu T, Fe T, K T, Mg T, Mn T, Mo T, Na T, Ni T, Pb T, Sb T, Se T, Tl T, V T, Zn T				50.00mL	White-Coarse/Colorless-Clear		
3	RQ2106796-02	LCS		0.5000g	6010C/Ag T, As T, Ba T, Be T, Cd T, Co T, Cr T, Mn T, Ni T, Pb T, Sb T, Se T				50.00mL	White-Coarse/Colorless-Clear	0.5000 mL/214347; 0.5000 mL/217470; 0.5000 mL/214348	On HB: 12:43-12:48,13:00-13:30,13:31-14:01,14:42-14:57,15:00-15:15 Pipet/Repipet:M23,M103,M104,M106
4	RQ2106796-06	LCS		0.5g	6010C/Ag T, Al T, As T, B T, Ba T, Be T, Ca T, Cd T, Co T, Cr T, Cu T, Fe T, K T, Mg T, Mn T, Mo T, Na T, Ni T, Pb T, Sb T, Se T, Tl T, V T, Zn T				50.00mL	White-Coarse/Colorless-Clear	0.5000 mL/214347; 0.5000 mL/214348; 0.5000 mL/217470	
5	R2105651-001	Misc. 052021	.03	0.5g	6010C/As T, Ba T, Be T, Cd T, Co T, Cr T, Mn T, Ni T, Pb T, Sb T, Se T				50.00mL	Clear-Liquid/Colorless-Clear		
6	R2105651-002	APS 060221	.03	0.5g	6010C/As T, Ba T, Be T, Cd T, Co T, Cr T, Mn T, Ni T, Pb T, Sb T, Se T				50.00mL	Yellow-Liquid/Yellow-Clear		
7	R2105651-003	Slurry 060621	.04	0.5200g	6010C/As T, Ba T, Be T, Cd T, Co T, Cr T, Mn T, Ni T, Pb T, Sb T, Se T				50.00mL	Brown-Liquid/Colorless-Clear		
8	R2105686-004	SP-3 Sediment	.01	0.5500g	6010C/Ag T, Al T, As T, Ba T, Be T, Ca T, Cd T, Co T, Cr T, Cu T, Fe T, K T, Mg T, Mn T, Na T, Ni T, Pb T, Sb T, Se T, Tl T, V T, Zn T				50.00mL	Brown-Medium/Yellow-Clear		
9	R2105718-001	MCLLC - Used Cutting Oil 0621	.02	0.5500g	6010C/Ag T, As T, Ba T, Cd T, Cr T, Pb T, Se T				50.00mL	Tan-Liquid/Yellow-Clear		
10	R2105729-001	BSA Yearly Cake	.08	0.5200g	6010C/As T, Cd T, Cr T, Cu T, K T, Mo T, Ni T, Pb T, Se T, Zn T				50.00mL	Brown-Medium/Yellow-Clear		
11	R2105731-001	Biosolids	.01	0.5400g	6010C/As T, Cd T, Cr T, Cu T, Mo T, Ni T, Pb T, Se T, Zn T				50.00mL	Brown-Medium/Yellow-Clear		
12	R2105815-001	SW-1A	.02	0.5g	6010C/Ag T, Al T, As T, B T, Ba T, Be T, Ca T, Cd T, Co T, Cr T, Cu T, Fe T, K T, Mg T, Mn T, Na T, Ni T, Pb T, Sb T, Se T, Tl T, V T, Zn T				50.00mL	Brown-Medium/Yellow-Clear		Tier IV
13	R2105853-001	S1 East	.01	0.5100g	6010C/Pb T				50.00mL	Brown-Medium/Yellow-Clear		
14	R2105853-002	S2 East Middle	.01	0.5g	6010C/Pb T				50.00mL	Brown-Medium/Yellow-Clear		
15	R2105853-003	S3 West Middle	.01	0.5g	6010C/Pb T				50.00mL	Brown-Medium/Yellow-Clear		
16	R2105853-004	S4 West	.01	0g	6010C/Pb T				50.00mL	Brown-Medium/Yellow-Clear		

Preparation Information Benchsheet

Prep Run#: 381380 **Prep WorkFlow:** MetDigSICP **Status:** Prepped
Team: Metals/NMANSEN **Prep Method:** EPA 3050B **Prep Date/Time:** 6/15/21 11:46

17	R2105887-001	TP-01 (350)	.03	0.5g	6010C/Ag T, As T, Ba T, Be T, Cd T, Cr T, Cu T, Mn T, Ni T, Pb T, Se T, Zn T				50.00mL	Brown-Medium/Yellow-Clear		Tier IV
18	R2105887-005	TP-07 (350)	.04	0.5g	6010C/Ag T, As T, Ba T, Be T, Cd T, Cr T, Cu T, Mn T, Ni T, Pb T, Se T, Zn T				50.00mL	Brown-Medium/Yellow-Clear		
19	R2105887-006	TP-08+09+10 (350)	.04	0.5100g	6010C/Ag T, As T, Ba T, Be T, Cd T, Cr T, Cu T, Mn T, Ni T, Pb T, Se T, Zn T				50.00mL	Brown-Medium/Yellow-Clear		
20	R2105887-008	TP-11+12 (350)	.04	0.5300g	6010C/Ag T, As T, Ba T, Be T, Cd T, Cr T, Cu T, Mn T, Ni T, Pb T, Se T, Zn T				50.00mL	Brown-Medium/Yellow-Clear		
21	R2105887-010	TP-01 (370)	.04	0.5300g	6010C/Ag T, As T, Ba T, Be T, Cd T, Cr T, Cu T, Mn T, Ni T, Pb T, Se T, Zn T				50.00mL	Brown-Medium/Yellow-Clear		
22	R2105887-014	TP-06+07 (370)	.04	0.5100g	6010C/Ag T, As T, Ba T, Be T, Cd T, Cr T, Cu T, Mn T, Ni T, Pb T, Se T, Zn T				50.00mL	Brown-Medium/Yellow-Clear		
23	R2105887-016	TP-08+09 (370)	.04	0.5500g	6010C/Ag T, As T, Ba T, Be T, Cd T, Cr T, Cu T, Mn T, Ni T, Pb T, Se T, Zn T				50.00mL	Brown-Medium/Yellow-Clear		
24	R2105887-019	TP-10+11 (370)	.04	0.5g	6010C/Ag T, As T, Ba T, Be T, Cd T, Cr T, Cu T, Mn T, Ni T, Pb T, Se T, Zn T				50.00mL	Brown-Medium/Yellow-Clear		
25	RQ2106796-03	R2105887-019 MS	.04	0.5g	6010C/Ag T, As T, Ba T, Be T, Cd T, Cr T, Cu T, Mn T, Ni T, Pb T, Se T, Zn T				50.00mL	Brown-Medium/Yellow-Clear	0.5000 mL/214348; 0.5000 mL/214347; 0.5000 mL/217470	
26	RQ2106796-04	R2105887-019 DMS	.04	0.5g	6010C/Ag T, As T, Ba T, Be T, Cd T, Cr T, Cu T, Mn T, Ni T, Pb T, Se T, Zn T				50.00mL	Brown-Medium/Yellow-Clear	0.5000 mL/214347; 0.5000 mL/214348; 0.5000 mL/217470	

Spiking Solutions

Name:	Custom LCS STD A Metals	Inventory ID	214347	Logbook Ref:	214347	Expires On:	06/01/2022	Lot #:	10070256-
Name:	Custom LCS STD B Metals	Inventory ID	214348	Logbook Ref:	214348	Expires On:	12/01/2022	Lot #:	10070256-
Name:	C Spike	Inventory ID	217470	Logbook Ref:	217470	Expires On:	12/01/2021		

Preparation Materials

1:1 HCl Metals Grade	217545 (217545)	1:1 Nitric Acid Metals Grade	217546 (217546)	Hot Block Cups	50mL Lot 502604-4932 (216737)
Hydrogen Peroxide 30% Reagent Grade H2O2	215017 (215017)	Nitric Acid Metals Grade HNO3	216522 (216522)	Thermometer	36 (212719)

Preparation Steps

Step: Digestion
Started: 6/15/21 11:46
Finished: 6/15/21 16:26
By: NMANSEN
Comments

Preparation Information Benchsheet

Prep Run#: 381380
Team: Metals/NMANSEN

Prep WorkFlow: MetDigSICP
Prep Method: EPA 3050B

Status: Prepped
Prep Date/Time: 6/15/21 11:46

5651 6125
5686 6118
5718 6118
5729 6118
5731 6118
5815 6121
5853 6122
5887 711

20

Comments:

Reviewed By: Kelly McLaen Date: 6/16/21 Spike Witness: KMCLAEN Date:

Chain of Custody

Relinquished By: Nicole Date: 6/15/21 Extracts Examined

Received By: RAUL Date: 6/15/21 Yes No

Preparation Information Benchsheet

Prep Run#: 381321
Team: Metals/NMANSEN

Prep WorkFlow: MetDigAqICP
Prep Method: EPA 3005A/3010A

Status: Prepped
Prep Date/Time: 6/14/21 14:51

#	Lab Code	Client ID	B#	Amt. Ext.	Method /Test	pH	AE	BN	Final Vol	Sample Desc. (Initial/Final)	SpikeAmt./Inv. ID	Comments
1	RQ2106735-01	MB		50mL	6010C/As D, As T, Pb D, Pb T	<2			50.00mL	Colorless-Clear		HB: 7 Well: A2 Temp: 93.0C
2	RQ2106735-02	LCS		50mL	6010C/As D, As T, Pb D, Pb T	<2			50.00mL	Colorless-Clear	0.5000 mL/214348; 0.5000 mL/214347; 0.5000 mL/217470	On HB: 17:00 HB Shutoff: 03:00 Pipet/Repipettors: M23, M104, M106
3	R2105670-001	B-281	.01	50mL	6010C/As T, Pb T	<2			50.00mL	Colorless-Clear		
4	RQ2106735-03	R2105670-001 MS	.01	50mL	6010C/As T, Pb T	<2			50.00mL	Colorless-Clear	0.5000 mL/217470; 0.5000 mL/214347; 0.5000 mL/214348	
5	RQ2106735-04	R2105670-001 DMS	.01	50mL	6010C/As T, Pb T	<2			50.00mL	Colorless-Clear	0.5000 mL/214347; 0.5000 mL/214348; 0.5000 mL/217470	
6	R2105670-002	B-281 Diss	.01	50mL	6010C/As D, Pb D	<2			50.00mL	Colorless-Clear		
7	R2105670-003	B-290	.01	50mL	6010C/As T, Pb T	<2			50.00mL	Colorless-Clear		
8	R2105670-004	B-290 Diss	.01	50mL	6010C/As D, Pb D	<2			50.00mL	Colorless-Clear		
9	R2105670-005	B-291	.01	50mL	6010C/As T, Pb T	<2			50.00mL	Colorless-Clear		
10	R2105670-006	B-291 Diss	.01	50mL	6010C/As D, Pb D	<2			50.00mL	Colorless-Clear		
11	R2105670-007	B-401	.01	50mL	6010C/As T, Pb T	<2			50.00mL	Colorless-Clear		
12	R2105670-008	B-401 Diss	.01	50mL	6010C/As D, Pb D	<2			50.00mL	Colorless-Clear		
13	R2105670-009	B-402R	.01	50mL	6010C/As T, Pb T	<2			50.00mL	Colorless-Clear		
14	R2105670-010	B-402R Diss	.01	50mL	6010C/As D, Pb D	<2			50.00mL	Colorless-Clear		
15	R2105670-011	B-403	.01	50mL	6010C/As T, Pb T	<2			50.00mL	Colorless-Clear		
16	R2105670-012	B-403 Diss	.01	50mL	6010C/As D, Pb D	<2			50.00mL	Colorless-Clear		
17	R2105670-013	B-404	.01	50mL	6010C/As T, Pb T	<2			50.00mL	Colorless-Clear		
18	R2105670-014	B-404 Diss	.01	50mL	6010C/As D, Pb D	<2			50.00mL	Colorless-Clear		
19	R2105670-015	MW-8R	.01	50mL	6010C/As T, Pb T	<2			50.00mL	Colorless-Clear		
20	R2105670-016	MW-8R Diss	.01	50mL	6010C/As D, Pb D	<2			50.00mL	Colorless-Clear		
21	R2105670-017	Equipment Blank	.01	50mL	6010C/As T, Pb T	<2			50.00mL	Colorless-Clear		
22	R2105670-018	Equipment Blank Diss	.01	50mL	6010C/As D, Pb D	<2			50.00mL	Colorless-Clear		
23	R2105670-019	Dupe-X	.01	50mL	6010C/As T, Pb T	<2			50.00mL	Colorless-Clear		
24	R2105670-020	Dupe-X Diss	.01	50mL	6010C/As D, Pb D	<2			50.00mL	Colorless-Clear		

Spiking Solutions

Name:	Custom LCS STD A Metals	Inventory ID	214347	Logbook Ref:	214347	Expires On:	06/01/2022	Lot #:	10070256-
Name:	Custom LCS STD B Metals	Inventory ID	214348	Logbook Ref:	214348	Expires On:	12/01/2022	Lot #:	10070256-
Name:	C Spike	Inventory ID	217470	Logbook Ref:	217470	Expires On:	12/01/2021		

Preparation Information Benchsheet

Prep Run#: 381321
Team: Metals/NMANSEN

Prep WorkFlow: MetDigAqICP
Prep Method: EPA 3005A/3010A

Status: Prepped
Prep Date/Time: 6/14/21 14:51

Preparation Materials

1:1 HCl Metals Grade	217545 (217545)	Hot Block Cups	50mL Lot 502604-4932 (216737)	Nitric Acid Metals Grade HNO3 216522 (216522)
Thermometer	377 (182584)			

Preparation Steps

Step: Digestion
Started: 6/14/21 14:51
Finished: 6/15/21 11:18
By: NMANSEN
Comments

5670 6118

20

Comments:

Reviewed By: Kelly McLaren Date: 6/15/21 Spike Witness: KMCLAEN Date:

Chain of Custody

Relinquished By: Nicol Date: 6/15/21
Received By: RA01 Date: 6/15/21

Extracts Examined
Yes No

Preparation Information Benchsheet

Prep Run#: 381323
Team: Metals/NMANSEN

Prep WorkFlow: MetDigAqICP
Prep Method: EPA 3005A/3010A

Status: Prepped
Prep Date/Time: 6/14/21 14:51

#	Lab Code	Client ID	B#	Amt. Ext.	Method /Test	pH	AE	BN	Final Vol	Sample Desc. (Initial/Final)	SpikeAmt./Inv. ID	Comments
1	RQ2106737-01	MB		50mL	6010C/Ag T, Al T, As T, B T, Ba T, Be T, Ca T, Cd T, Co T, Cr T, Cu T, Fe T, K T, Mg T, Mn T, Na T, Ni T, Pb T, Sb T, Se T, Tl T, V T, Zn T	<2			50.00mL	Colorless-Clear		HB: 8 Well: A2 Temp: 90.5C
2	RQ2106737-02	LCS		50mL	6010C/Ag T, Al T, As T, B T, Ba T, Be T, Ca T, Cd T, Co T, Cr T, Cu T, Fe T, K T, Mg T, Mn T, Na T, Ni T, Pb T, Sb T, Se T, Tl T, V T, Zn T	<2			50.00mL	Colorless-Clear	0.5000 mL/214348; 0.5000 mL/217470; 0.5000 mL/214347	On HB: 17:00 HB Shutoff: 03:00 Pipet/Repipettors: M23, M104, M106
3	R2105685-002	MW-9B	.16	50mL	6010C/Ag T, Al T, As T, B T, Ba T, Be T, Ca T, Cd T, Co T, Cr T, Cu T, Fe T, K T, Mg T, Mn T, Na T, Ni T, Pb T, Sb T, Se T, Tl T, V T, Zn T	<2			50.00mL	Colorless-Clear		Tier IV
4	R2105685-003	MW-9S	.16	50mL	6010C/Ag T, Al T, As T, B T, Ba T, Be T, Ca T, Cd T, Co T, Cr T, Cu T, Fe T, K T, Mg T, Mn T, Na T, Ni T, Pb T, Sb T, Se T, Tl T, V T, Zn T	<2			50.00mL	Colorless-Clear		
5	RQ2106737-03	R2105685-003 MS	.16	50mL	6010C/Ag T, Al T, As T, B T, Ba T, Be T, Ca T, Cd T, Co T, Cr T, Cu T, Fe T, K T, Mg T, Mn T, Na T, Ni T, Pb T, Sb T, Se T, Tl T, V T, Zn T	<2			50.00mL	Colorless-Clear	0.5000 mL/217470; 0.5000 mL/214347; 0.5000 mL/214348	
6	RQ2106737-04	R2105685-003 DMS	.16	50mL	6010C/Ag T, Al T, As T, B T, Ba T, Be T, Ca T, Cd T, Co T, Cr T, Cu T, Fe T, K T, Mg T, Mn T, Na T, Ni T, Pb T, Sb T, Se T, Tl T, V T, Zn T	<2			50.00mL	Colorless-Clear	0.5000 mL/214347; 0.5000 mL/214348; 0.5000 mL/217470	
7	R2105685-004	MW-10D	.16	50mL	6010C/Ag T, Al T, As T, B T, Ba T, Be T, Ca T, Cd T, Co T, Cr T, Cu T, Fe T, K T, Mg T, Mn T, Na T, Ni T, Pb T, Sb T, Se T, Tl T, V T, Zn T	<2			50.00mL	Colorless-Clear		
8	R2105685-005	MW-10S	.16	50mL	6010C/Ag T, Al T, As T, B T, Ba T, Be T, Ca T, Cd T, Co T, Cr T, Cu T, Fe T, K T, Mg T, Mn T, Na T, Ni T, Pb T, Sb T, Se T, Tl T, V T, Zn T	<2			50.00mL	Colorless-Clear		
9	R2105685-006	MW-11S	.16	50mL	6010C/Ag T, Al T, As T, B T, Ba T, Be T, Ca T, Cd T, Co T, Cr T, Cu T, Fe T, K T, Mg T, Mn T, Na T, Ni T, Pb T, Sb T, Se T, Tl T, V T, Zn T	<2			50.00mL	Colorless-Clear		
10	R2105685-007	MW-12DRE	.16	50mL	6010C/Ag T, Al T, As T, B T, Ba T, Be T, Ca T, Cd T, Co T, Cr T, Cu T, Fe T, K T, Mg T, Mn T, Na T, Ni T, Pb T, Sb T, Se T, Tl T, V T, Zn T	<2			50.00mL	Colorless-Clear		

Preparation Information Benchsheet

Prep Run#: 381323
Team: Metals/NMANSEN

Prep WorkFlow: MetDigAqICP
Prep Method: EPA 3005A/3010A

Status: Prepped
Prep Date/Time: 6/14/21 14:51

11	R2105685-008	MW-12S	.16	50mL	6010C/Ag T, Al T, As T, B T, Ba T, Be T, Ca T, Cd T, Co T, Cr T, Cu T, Fe T, K T, Mg T, Mn T, Na T, Ni T, Pb T, Sb T, Se T, Tl T, V T, Zn T	<2			50.00mL	Colorless-Clear		
12	R2105685-009	Equipment Blank	.16	50mL	6010C/Ag T, Al T, As T, B T, Ba T, Be T, Ca T, Cd T, Co T, Cr T, Cu T, Fe T, K T, Mg T, Mn T, Na T, Ni T, Pb T, Sb T, Se T, Tl T, V T, Zn T	<2			50.00mL	Colorless-Clear		
13	R2105685-010	MW-16B	.16	50mL	6010C/Ag T, Al T, As T, B T, Ba T, Be T, Ca T, Cd T, Co T, Cr T, Cu T, Fe T, K T, Mg T, Mn T, Na T, Ni T, Pb T, Sb T, Se T, Tl T, V T, Zn T	<2			50.00mL	Colorless-Clear		
14	R2105685-011	MW-16B Dup	.16	50mL	6010C/Ag T, Al T, As T, B T, Ba T, Be T, Ca T, Cd T, Co T, Cr T, Cu T, Fe T, K T, Mg T, Mn T, Na T, Ni T, Pb T, Sb T, Se T, Tl T, V T, Zn T	<2			50.00mL	Colorless-Clear		
15	R2105685-012	MW-15B	.16	50mL	6010C/Ag T, Al T, As T, B T, Ba T, Be T, Ca T, Cd T, Co T, Cr T, Cu T, Fe T, K T, Mg T, Mn T, Na T, Ni T, Pb T, Sb T, Se T, Tl T, V T, Zn T	<2			50.00mL	Colorless-Clear		
16	R2105685-013	MW-15D	.16	50mL	6010C/Ag T, Al T, As T, B T, Ba T, Be T, Ca T, Cd T, Co T, Cr T, Cu T, Fe T, K T, Mg T, Mn T, Na T, Ni T, Pb T, Sb T, Se T, Tl T, V T, Zn T	<2			50.00mL	Colorless-Clear		
17	R2105685-014	MW-14D	.16	50mL	6010C/Ag T, Al T, As T, B T, Ba T, Be T, Ca T, Cd T, Co T, Cr T, Cu T, Fe T, K T, Mg T, Mn T, Na T, Ni T, Pb T, Sb T, Se T, Tl T, V T, Zn T	<2			50.00mL	Colorless-Clear		
18	R2105685-015	MW-14S	.16	50mL	6010C/Ag T, Al T, As T, B T, Ba T, Be T, Ca T, Cd T, Co T, Cr T, Cu T, Fe T, K T, Mg T, Mn T, Na T, Ni T, Pb T, Sb T, Se T, Tl T, V T, Zn T	<2			50.00mL	Colorless-Clear		
19	R2105685-016	MW-13D	.16	50mL	6010C/Ag T, Al T, As T, B T, Ba T, Be T, Ca T, Cd T, Co T, Cr T, Cu T, Fe T, K T, Mg T, Mn T, Na T, Ni T, Pb T, Sb T, Se T, Tl T, V T, Zn T	<2			50.00mL	Colorless-Clear		
20	R2105685-017	MW-13S	.16	50mL	6010C/Ag T, Al T, As T, B T, Ba T, Be T, Ca T, Cd T, Co T, Cr T, Cu T, Fe T, K T, Mg T, Mn T, Na T, Ni T, Pb T, Sb T, Se T, Tl T, V T, Zn T	<2			50.00mL	Colorless-Clear		

Preparation Information Benchsheet

Prep Run#: 381323
Team: Metals/NMANSEN

Prep WorkFlow: MetDigAqlCP
Prep Method: EPA 3005A/3010A

Status: Prepped
Prep Date/Time: 6/14/21 14:51

21	R2105717-003	8-MON-014-003-03	.18	50mL	6010C/Ag T, Al T, As T, B T, Ba T, Be T, Ca T, Cd T, Co T, Cr T, Cu T, Fe T, K T, Mg T, Mn T, Na T, Ni T, Pb T, Sb T, Se T, Tl T, V T, Zn T	<2			50.00mL	Colorless-Clear		Tier IV
22	R2105790-001	Outfall04-0621	.06	50mL	6010C/Al T, Fe T, Zn T	<2			50.00mL	Colorless-Clear		
23	R2105791-001	Outfall01-0621	.03	50mL	6010C/Al T, Fe T, Zn T	<2			50.00mL	Colorless-Clear		
24	R2105791-002	Outfall03-0621	.01	50mL	6010C/Al T, Fe T, Zn T	<2			50.00mL	Colorless-Clear		

Spiking Solutions

Name:	Custom LCS STD A Metals	Inventory ID	214347	Logbook Ref:	214347	Expires On:	06/01/2022	Lot #:	10070256-
Name:	Custom LCS STD B Metals	Inventory ID	214348	Logbook Ref:	214348	Expires On:	12/01/2022	Lot #:	10070256-
Name:	C Spike	Inventory ID	217470	Logbook Ref:	217470	Expires On:	12/01/2021		

Preparation Materials

1:1 HCl Metals Grade	217545 (217545)	Hot Block Cups		50mL Lot 502604-4932 (216737)		Nitric Acid Metals Grade HNO3	216522 (216522)
Thermometer	107 (212720)						

Preparation Steps

Step: Digestion
Started: 6/14/21 14:51
Finished: 6/15/21 11:28
By: NMANSEN
Comments

S685 6125
S717 6125
S790 6121
S791 6121

(20)

Comments:

Reviewed By: Kelly McLaen Date: 6/15/21 Spike Witness: KMCLAEN Date:

Chain of Custody

Relinquished By: Nicol Date: 6/15/21 Extracts Examined
Received By: RAOI Date: 6/15/21 Yes No

Preparation Information Benchsheet

Prep Run#: 381438
Team: Metals/NMANSEN

Prep WorkFlow: MetDigAqICP
Prep Method: EPA 3005A/3010A

Status: Prepped
Prep Date/Time: 6/16/21 11:09

#	Lab Code	Client ID	B#	Amt. Ext.	Method /Test	pH	AE	BN	Final Vol	Sample Desc. (Initial/Final)	SpikeAmt./Inv. ID	Comments
1	RQ2106862-01	MB		50mL	6010C/Ag T, Al T, As T, B T, Ba T, Be T, Ca T, Cd T, Co T, Cr T, Cu T, Fe T, K T, Mg T, Mn T, Na T, Ni T, Pb T, Sb T, Se T, Tl T, V T, Zn T	<2			50.00mL	Colorless-Clear		HB: 1 Well: C4 Temp: 93.5C
2	RQ2106862-02	LCS		50mL	6010C/Ag T, Al T, As T, B T, Ba T, Be T, Ca T, Cd T, Co T, Cr T, Cu T, Fe T, K T, Mg T, Mn T, Na T, Ni T, Pb T, Sb T, Se T, Tl T, V T, Zn T	<2			50.00mL	Colorless-Clear	0.5000 mL/214347; 0.5000 mL/214348; 0.5000 mL/217470	On HB: 12:20 HB Shutoff: 22:20 Pipet/repipettors: M23, M104, M106
3	R2105781-001	MW-202	.01	50mL	6010C/As T, Ca T, Cd T, Fe T, K T, Mg T, Mn T, Na T, Pb T	<2			50.00mL	Colorless-Clear		
4	R2105781-002	MW-223	.01	50mL	6010C/As T, Ca T, Cd T, Fe T, K T, Mg T, Mn T, Na T, Pb T	<2			50.00mL	Colorless-Clear		
5	R2105781-003	MW-401U	.01	50mL	6010C/As T, Ca T, Cd T, Fe T, K T, Mg T, Mn T, Na T, Pb T	<2			50.00mL	Colorless-Clear		
6	R2105781-004	MW-214	.01	50mL	6010C/As T, Ca T, Cd T, Fe T, K T, Mg T, Mn T, Na T, Pb T	<2			50.00mL	Colorless-Clear		
7	R2105781-005	MW-400L	.01	50mL	6010C/As T, Ca T, Cd T, Fe T, K T, Mg T, Mn T, Na T, Pb T	<2			50.00mL	Colorless-Clear		
8	R2105781-006	MW-400U	.01	50mL	6010C/As T, Ca T, Cd T, Fe T, K T, Mg T, Mn T, Na T, Pb T	<2			50.00mL	Colorless-Clear		
9	R2105781-007	MW-219	.01	50mL	6010C/As T, Ca T, Cd T, Fe T, K T, Mg T, Mn T, Na T, Pb T	<2			50.00mL	Colorless-Clear		
10	R2105781-008	MW-313R2	.01	50mL	6010C/As T, Ca T, Cd T, Fe T, K T, Mg T, Mn T, Na T, Pb T	<2			50.00mL	Colorless-Clear		
11	R2105781-009	MW-311	.01	50mL	6010C/As T, Ca T, Cd T, Fe T, K T, Mg T, Mn T, Na T, Pb T	<2			50.00mL	Colorless-Clear		
12	R2105781-010	MW-312	.01	50mL	6010C/As T, Ca T, Cd T, Fe T, K T, Mg T, Mn T, Na T, Pb T	<2			50.00mL	Colorless-Clear		
13	R2105781-011	MW-229	.01	50mL	6010C/As T, Ca T, Cd T, Fe T, K T, Mg T, Mn T, Na T, Pb T	<2			50.00mL	Colorless-Clear		
14	R2105781-012	SWPS	.01	50mL	6010C/As T, Ca T, Cd T, Fe T, K T, Mg T, Mn T, Na T, Pb T	<2			50.00mL	Colorless-Clear		
15	R2105781-013	MW-232	.01	50mL	6010C/As T, Ca T, Cd T, Fe T, K T, Mg T, Mn T, Na T, Pb T	<2			50.00mL	Colorless-Clear		
16	R2105781-014	MW-310	.01	50mL	6010C/As T, Ca T, Cd T, Fe T, K T, Mg T, Mn T, Na T, Pb T	<2			50.00mL	Colorless-Clear		
17	RQ2106862-03	R2105781-014 MS	.01	50mL	6010C/As T, Ca T, Cd T, Fe T, K T, Mg T, Mn T, Na T, Pb T	<2			50.00mL	Colorless-Clear	0.5000 mL/217470; 0.5000 mL/214347; 0.5000 mL/214348	
18	RQ2106862-04	R2105781-014 DMS	.01	50mL	6010C/As T, Ca T, Cd T, Fe T, K T, Mg T, Mn T, Na T, Pb T	<2			50.00mL	Colorless-Clear	0.5000 mL/214348; 0.5000 mL/214347; 0.5000 mL/217470	
19	R2105781-015	DUPE-X	.01	50mL	6010C/As T, Ca T, Cd T, Fe T, K T, Mg T, Mn T, Na T, Pb T	<2			50.00mL	Colorless-Clear		
20	R2105781-016	RR-4	.01	50mL	6010C/As T, Ca T, Cd T, Fe T, K T, Mg T, Mn T, Na T, Pb T	<2			50.00mL	Colorless-Clear		
21	R2105854-001	Leachate Tank	.01	50mL	6010C/Fe T, Mn T	<2			50.00mL	Brown-Cloudy/Tan-Clear		

Preparation Information Benchsheet

Prep Run#: 381438
Team: Metals/NMANSEN

Prep WorkFlow: MetDigAqICP
Prep Method: EPA 3005A/3010A

Status: Prepped
Prep Date/Time: 6/16/21 11:09

22	R2105862-001	SLPV-1	.12	50mL	6010C/Ag T, Al T, As T, B T, Ba T, Be T, Ca T, Cd T, Co T, Cr T, Cu T, Fe T, K T, Mg T, Mn T, Na T, Ni T, Pb T, Sb T, Se T, Tl T, V T, Zn T	<2			50.00mL	Colorless-Clear		Tier IV
23	R2105862-002	SLPV-2	.12	50mL	6010C/Ag T, Al T, As T, B T, Ba T, Be T, Ca T, Cd T, Co T, Cr T, Cu T, Fe T, K T, Mg T, Mn T, Na T, Ni T, Pb T, Sb T, Se T, Tl T, V T, Zn T	<2			50.00mL	Colorless-Clear		
24	R2105862-003	SLE-2	.12	50mL	6010C/Ag T, Al T, As T, B T, Ba T, Be T, Ca T, Cd T, Co T, Cr T, Cu T, Fe T, K T, Mg T, Mn T, Na T, Ni T, Pb T, Sb T, Se T, Tl T, V T, Zn T	<2			50.00mL	Colorless-Clear		

Spiking Solutions

Name:	Custom LCS STD A Metals	Inventory ID	214347	Logbook Ref:	214347	Expires On:	06/01/2022	Lot #:	10070256-
Name:	Custom LCS STD B Metals	Inventory ID	214348	Logbook Ref:	214348	Expires On:	12/01/2022	Lot #:	10070256-
Name:	C Spike	Inventory ID	217470	Logbook Ref:	217470	Expires On:	12/01/2021		

Preparation Materials

1:1 HCl Metals Grade	217545 (217545)	Hot Block Cups	50mL Lot 502604-4932 (216737)	Nitric Acid Metals Grade HNO3	216522 (216522)
Thermometer	36 (212719)				

Preparation Steps

Step: Digestion
Started: 6/16/21 11:09
Finished: 6/17/21 10:39
By: NMANSEN
Comments

5781 6/21
5854 6/22
5862 6/22

20

Comments:

Reviewed By: Kelly McJaen Date: 6/17/21 Spike Witness: KMCLAEN Date:

Chain of Custody

Relinquished By: Nicol Date: 6/17/21
Received By: RAUI Date: 6/17/21

Extracts Examined
Yes No

Preparation Information Benchsheet

Prep Run#: 381440
Team: Metals/NMANSEN

Prep WorkFlow: MetDigAqICP
Prep Method: EPA 3005A/3010A

Status: Prepped
Prep Date/Time: 6/16/21 11:09

#	Lab Code	Client ID	B#	Amt. Ext.	Method /Test	pH	AE	BN	Final Vol	Sample Desc. (Initial/Final)	SpikeAmt./Inv. ID	Comments
1	RQ2106864-01	MB		50mL	6010C/Ag T, Al T, As T, B T, Ba T, Be T, Ca D, Ca T, Cd T, Co T, Cr T, Cu T, Fe D, Fe T, K D, K T, Mg D, Mg T, Mn D, Mn T, Mo T, Na T, Ni T, Pb T, Sb T, Se T, Sn T, Sr T, Tl T, V T, Zn T	<2			50.00mL	Colorless-Clear		HB: 7 Well: C4 Temp: 93.5C
2	RQ2106864-03	MB		50mL	6010C/Ca D, Fe D, K D, Mg D, Mn D	<2			50.00mL	Colorless-Clear		
3	RQ2106864-02	LCS		50mL	6010C/Ag T, Al T, As T, B T, Ba T, Be T, Ca D, Ca T, Cd T, Co T, Cr T, Cu T, Fe D, Fe T, K D, K T, Mg D, Mg T, Mn D, Mn T, Mo T, Na T, Ni T, Pb T, Sb T, Se T, Sn T, Sr T, Tl T, V T, Zn T	<2			50.00mL	Colorless-Clear	0.5000 mL/217470; 0.5000 mL/214347; 0.5000 mL/214348	On HB: 12:20 HB Shutoff: 22:20 Pipet/Repipettors: M23, M104, M106
4	R2105710-001	754006-TPTS-INF-06821	.13	50mL	6010C/Ca T, Fe T, K T, Mg T, Mn T	<2			50.00mL	Colorless-Clear		Tier IV
5	R2105710-002	754006-TPTS-INF Diss-06821	.01	50mL	6010C/Ca D, Fe D, K D, Mg D, Mn D	<2			50.00mL	Colorless-Clear		
6	R2105710-004	754006-TPTS-LDV-EFF-06821	.13	50mL	6010C/Ca T, Fe T, K T, Mg T, Mn T	<2			50.00mL	Colorless-Clear		
7	R2105710-005	754006-TPTS-LDV-EFF Diss-06821	.01	50mL	6010C/Ca D, Fe D, K D, Mg D, Mn D	<2			50.00mL	Colorless-Clear		
8	R2105710-006	754006-TPTS-LGV-EFF-06821	.13	50mL	6010C/Ca T, Fe T, K T, Mg T, Mn T	<2			50.00mL	Colorless-Clear		
9	R2105710-007	754006-TPTS-LGV-EFF Diss-06821	.01	50mL	6010C/Ca D, Fe D, K D, Mg D, Mn D	<2			50.00mL	Colorless-Clear		
10	R2105892-002	L-1S	.14	50mL	6010C/Ag T, Al T, As T, B T, Ba T, Be T, Ca T, Cd T, Co T, Cr T, Cu T, Fe T, K T, Mg T, Mn T, Na T, Ni T, Pb T, Sb T, Se T, Tl T, V T, Zn T	<2			50.00mL	Colorless-Clear		Tier IV
11	R2105892-003	L-2S	.14	50mL	6010C/Ag T, Al T, As T, B T, Ba T, Be T, Ca T, Cd T, Co T, Cr T, Cu T, Fe T, K T, Mg T, Mn T, Na T, Ni T, Pb T, Sb T, Se T, Tl T, V T, Zn T	<2			50.00mL	Colorless-Clear		
12	R2105892-004	L-3S	.14	50mL	6010C/Ag T, Al T, As T, B T, Ba T, Be T, Ca T, Cd T, Co T, Cr T, Cu T, Fe T, K T, Mg T, Mn T, Na T, Ni T, Pb T, Sb T, Se T, Tl T, V T, Zn T	<2			50.00mL	Colorless-Clear		
13	R2105892-005	L-4S	.14	50mL	6010C/Ag T, Al T, As T, B T, Ba T, Be T, Ca T, Cd T, Co T, Cr T, Cu T, Fe T, K T, Mg T, Mn T, Na T, Ni T, Pb T, Sb T, Se T, Tl T, V T, Zn T	<2			50.00mL	Colorless-Clear		

Preparation Information Benchsheet

Prep Run#: 381440
Team: Metals/NMANSEN

Prep WorkFlow: MetDigAqICP
Prep Method: EPA 3005A/3010A

Status: Prepped
Prep Date/Time: 6/16/21 11:09

14	R2105898-001	2106100944B BW-7-211	.02	50mL	6010C/Ag T, Al T, B T, Ba T, Be T, Ca T, Cd T, Co T, Cr T, Cu T, Fe T, K T, Mg T, Mn T, Mo T, Na T, Ni T, Pb T, Se T, Sn T, Sr T, V T, Zn T	<2			50.00mL	Colorless-Clear		
15	R2105898-006	2106101004C ST-3-586	.02	50mL	6010C/Ag T, Al T, B T, Ba T, Be T, Ca T, Cd T, Co T, Cr T, Cu T, Fe T, K T, Mg T, Mn T, Mo T, Na T, Ni T, Pb T, Se T, Sn T, Sr T, V T, Zn T	<2			50.00mL	Colorless-Clear		
16	R2105898-007	2106101444C ST-3-735	.02	50mL	6010C/Ag T, Al T, B T, Ba T, Be T, Ca T, Cd T, Co T, Cr T, Cu T, Fe T, K T, Mg T, Mn T, Mo T, Na T, Ni T, Pb T, Se T, Sn T, Sr T, V T, Zn T	<2			50.00mL	Colorless-Clear		
17	R2105917-002	WD-SP0001-JUN-XL 0621	.01	50mL	6010C/Fe T	<2			50.00mL	Colorless-Clear		
18	R2105940-001	GWSS-4	.05	50mL	6010C/Ca T, Cd T, Fe T, K T, Mg T, Mn T, Na T, Pb T	<2			50.00mL	Colorless-Clear		
19	R2105940-002	GWSS-8	.05	50mL	6010C/Ca T, Cd T, Fe T, K T, Mg T, Mn T, Na T, Pb T	<2			50.00mL	Colorless-Clear		
20	R2105940-003	GWSS-7	.05	50mL	6010C/Ca T, Cd T, Fe T, K T, Mg T, Mn T, Na T, Pb T	<2			50.00mL	Colorless-Clear		
21	R2105940-004	GWSS-5	.05	50mL	6010C/Ca T, Cd T, Fe T, K T, Mg T, Mn T, Na T, Pb T	<2			50.00mL	Colorless-Clear		
22	R2105940-005	GWSS-3	.05	50mL	6010C/Ca T, Cd T, Fe T, K T, Mg T, Mn T, Na T, Pb T	<2			50.00mL	Colorless-Clear		
23	RQ2106864-04	R2105940-005 MS	.05	50mL	6010C/Ca T, Cd T, Fe T, K T, Mg T, Mn T, Na T, Pb T	<2			50.00mL	Colorless-Clear	0.5000 mL/217470; 0.5000 mL/214347; 0.5000 mL/214348	
24	RQ2106864-05	R2105940-005 DMS	.05	50mL	6010C/Ca T, Cd T, Fe T, K T, Mg T, Mn T, Na T, Pb T	<2			50.00mL	Colorless-Clear	0.5000 mL/214348; 0.5000 mL/217470; 0.5000 mL/214347	

Spiking Solutions

Name:	Custom LCS STD A Metals	Inventory ID	214347	Logbook Ref:	214347	Expires On:	06/01/2022	Lot #:	10070256-
Name:	Custom LCS STD B Metals	Inventory ID	214348	Logbook Ref:	214348	Expires On:	12/01/2022	Lot #:	10070256-
Name:	C Spike	Inventory ID	217470	Logbook Ref:	217470	Expires On:	12/01/2021		

Preparation Materials

1:1 HCl Metals Grade	217545 (217545)	Hot Block Cups	50mL Lot 502604-4932 (216737)	Nitric Acid Metals Grade HNO3	216522 (216522)
Thermometer	377 (182584)				

Preparation Information Benchsheet

Prep Run#: 381440
Team: Metals/NMANSEN

Prep WorkFlow: MetDigAqICP
Prep Method: EPA 3005A/3010A

Status: Prepped
Prep Date/Time: 6/16/21 11:09

Preparation Steps

Step: Digestion
Started: 6/16/21 11:09
Finished: 6/17/21 11:05
By: NMANSEN
Comments

5710 6/22
5892 7/2
5917 6/25
5940 6/25

19

Comments:

Reviewed By: Kelly McJeen Date: 6/17/21 Spike Witness: KMCLAEN Date:

Chain of Custody

Relinquished By: Nicol Date: 6/17/21 Extracts Examined
Received By: RAOI Date: 6/17/21 Yes No

Preparation Information Benchsheet

Prep Run#: 381439
Team: Metals/NMANSEN

Prep WorkFlow: MetDigAqICP
Prep Method: EPA 3005A/3010A

Status: Prepped
Prep Date/Time: 6/16/21 11:09

#	Lab Code	Client ID	B#	Amt. Ext.	Method /Test	pH	AE	BN	Final Vol	Sample Desc. (Initial/Final)	SpikeAmt./Inv. ID	Comments
1	RQ2106863-01	MB		50mL	6010C/Ag T, Al T, As D, As T, B T, Ba T, Be T, Ca D, Ca T, Cd D, Cd T, Co T, Cr T, Cu T, Fe D, Fe T, K D, K T, Mg D, Mg T, Mn D, Mn T, Na D, Na T, Ni T, Pb D, Pb T, Sb T, Se T, Sn T, Tl T, V T, Zn T	<2			50.00mL	Colorless-Clear		HB: 1 Well: C4 Temp: 93.5C
2	RQ2106863-02	LCS		50mL	6010C/Ag T, Al T, As D, As T, B T, Ba T, Be T, Ca D, Ca T, Cd D, Cd T, Co T, Cr T, Cu T, Fe D, Fe T, K D, K T, Mg D, Mg T, Mn D, Mn T, Na D, Na T, Ni T, Pb D, Pb T, Sb T, Se T, Sn T, Tl T, V T, Zn T	<2			50.00mL	Colorless-Clear	0.5000 mL/214347; 0.5000 mL/214348; 0.5000 mL/217470	On HB: 12:20 HB Shutoff: 22:20 Pipet/repipettors: M23, M104, M106
3	R2105861-001	SH-17RR	.01	50mL	6010C/As T, Ca T, Cd T, Fe T, K T, Mg T, Mn T, Na T, Pb T	<2			50.00mL	Colorless-Clear		
4	R2105861-002	SH-17LTR	.01	50mL	6010C/As T, Ca T, Cd T, Fe T, K T, Mg T, Mn T, Na T, Pb T	<2			50.00mL	Colorless-Clear		
5	RQ2106863-03	R2105861-002 MS	.01	50mL	6010C/As T, Ca T, Cd T, Fe T, K T, Mg T, Mn T, Na T, Pb T	<2			50.00mL	Colorless-Clear	0.5000 mL/214347; 0.5000 mL/214348; 0.5000 mL/217470	
6	RQ2106863-04	R2105861-002 DMS	.01	50mL	6010C/As T, Ca T, Cd T, Fe T, K T, Mg T, Mn T, Na T, Pb T	<2			50.00mL	Colorless-Clear	0.5000 mL/214347; 0.5000 mL/217470; 0.5000 mL/214348	
7	R2105861-003	SH-27RR	.01	50mL	6010C/As T, Ca T, Cd T, Fe T, K T, Mg T, Mn T, Na T, Pb T	<2			50.00mL	Colorless-Clear		
8	R2105861-004	SH-33DS	.01	50mL	6010C/As T, Ca T, Cd T, Fe T, K T, Mg T, Mn T, Na T, Pb T	<2			50.00mL	Colorless-Clear		
9	R2105861-005	SH-27LTR	.01	50mL	6010C/As T, Ca T, Cd T, Fe T, K T, Mg T, Mn T, Na T, Pb T	<2			50.00mL	Colorless-Clear		
10	R2105861-006	SH-29RR	.01	50mL	6010C/As T, Ca T, Cd T, Fe T, K T, Mg T, Mn T, Na T, Pb T	<2			50.00mL	Colorless-Clear		
11	R2105861-007	SH-35R	.01	50mL	6010C/As T, Ca T, Cd T, Fe T, K T, Mg T, Mn T, Na T, Pb T	<2			50.00mL	Colorless-Clear		
12	R2105861-008	SH-29LTR	.01	50mL	6010C/As T, Ca T, Cd T, Fe T, K T, Mg T, Mn T, Na T, Pb T	<2			50.00mL	Colorless-Clear		
13	R2105861-009	SH-9D	.01	50mL	6010C/As T, Ca T, Cd T, Fe T, K T, Mg T, Mn T, Na T, Pb T	<2			50.00mL	Colorless-Clear		
14	R2105861-010	SH-9LT	.01	50mL	6010C/As T, Ca T, Cd T, Fe T, K T, Mg T, Mn T, Na T, Pb T	<2			50.00mL	Colorless-Clear		
15	R2105861-011	DUPE-Y	.01	50mL	6010C/As T, Ca T, Cd T, Fe T, K T, Mg T, Mn T, Na T, Pb T	<2			50.00mL	Colorless-Clear		
16	R2105861-012	SH-26LT	.01	50mL	6010C/As T, Ca T, Cd T, Fe T, K T, Mg T, Mn T, Na T, Pb T	<2			50.00mL	Brown-Cloudy/Colorless-Cloudy		
17	R2105861-013	SH-26LT Diss	.01	50mL	6010C/As D, Ca D, Cd D, Fe D, K D, Mg D, Mn D, Na D, Pb D	<2			50.00mL	Colorless-Clear		
18	R2105861-014	SH-26R	.01	50mL	6010C/As T, Ca T, Cd T, Fe T, K T, Mg T, Mn T, Na T, Pb T	<2			50.00mL	Colorless-Clear		
19	R2105861-015	GWSS-2	.01	50mL	6010C/As T, Ca T, Cd T, Fe T, K T, Mg T, Mn T, Na T, Pb T	<2			50.00mL	Colorless-Clear		

Preparation Information Benchsheet

Prep Run#: 381439 **Prep WorkFlow:** MetDigAqICP **Status:** Prepped
Team: Metals/NMANSEN **Prep Method:** EPA 3005A/3010A **Prep Date/Time:** 6/16/21 11:09

20	R2105863-001	PLPV-1	.17	50mL	6010C/Ag T, Al T, As T, B T, Ba T, Be T, Ca T, Cd T, Co T, Cr T, Cu T, Fe T, K T, Mg T, Mn T, Na T, Ni T, Pb T, Sb T, Se T, Sn T, Tl T, V T, Zn T	<2			50.00mL	Tan-Cloudy/Colorless-Clear		1ml HNO3 added Tier IV
21	R2105863-003	PLPV-2	.17	50mL	6010C/Ag T, Al T, As T, B T, Ba T, Be T, Ca T, Cd T, Co T, Cr T, Cu T, Fe T, K T, Mg T, Mn T, Na T, Ni T, Pb T, Sb T, Se T, Sn T, Tl T, V T, Zn T	<2			50.00mL	Tan-Cloudy/Colorless-Clear		1ml HNO3 added
22	R2105863-005	PLE-PLO	.17	50mL	6010C/Ag T, Al T, As T, B T, Ba T, Be T, Ca T, Cd T, Co T, Cr T, Cu T, Fe T, K T, Mg T, Mn T, Na T, Ni T, Pb T, Sb T, Se T, Sn T, Tl T, V T, Zn T	<2			50.00mL	Tan-Cloudy/Colorless-Clear		1ml HNO3 added
23	R2105875-001	MW-1-061121	.03	50mL	6010C/Na T	<2			50.00mL	Colorless-Clear		Tier IV
24	R2105875-002	Conduit-061121	.03	50mL	6010C/Na T	<2			50.00mL	Colorless-Clear		

Spiking Solutions

Name:	Custom LCS STD A Metals	Inventory ID	214347	Logbook Ref:	214347	Expires On:	06/01/2022	Lot #:	10070256-
Name:	Custom LCS STD B Metals	Inventory ID	214348	Logbook Ref:	214348	Expires On:	12/01/2022	Lot #:	10070256-
Name:	C Spike	Inventory ID	217470	Logbook Ref:	217470	Expires On:	12/01/2021		

Preparation Materials

1:1 HCl Metals Grade	217545 (217545)	Hot Block Cups	50mL Lot 502604-4932 (216737)	Nitric Acid Metals Grade HNO3	216522 (216522)
Thermometer	36 (212719)				

Preparation Steps

Step: Digestion
Started: 6/16/21 11:09
Finished: 6/17/21 10:57
By: NMANSEN
Comments

5861 6/22
5863 6/22
5875 7/1

20

Comments:

Reviewed By: Kenny McLaen Date: 6/17/21 Spike Witness: KMCLAEN Date:

Chain of Custody

Relinquished By: Nicol [illegible] Date: ~~6/21~~ 6/17/21 Extracts Examined
Received By: RAO Date: 6/17/21 Yes No

ICP CALIBRATION STANDARD #1 (Standard is prepared every 6 months or as necessary)

	Metal	ALS Lot #	Conc. (ppm)	Vol. (mls)	Final Vol. (mls)	Final Conc. (ppm)
Cal Std. I	AL	M8160002 A	20.0	1.00	1000	0.020
Int.	AS		5.00			0.0050
	CD		1.00			0.0010
	CO		3.00			0.0030
	CR		5.00			0.0050
	PB		5.00			0.0050
	V		3.00			0.0030
Cal Std. I	CA	215854	5000	0.100		0.500
	K		5000			BELOW
	MG		5000			0.500
	NA		5000			0.500
Single Element	BA	212114	1000	0.020		0.020
	CU	215289	1000	0.010		0.010
	K	213235	10000	0.150		2.00
	MN	213232	1000	0.010		0.010
	MO	209523	1000	0.025		0.025
	SB	205547	1000	0.010		0.010
	TL	209529	1000	0.010		0.010
	ZN	210958	1000	0.010		0.010
	P	—	1000	0.100		0.100

Analyst/ Date	Letter ID	Nitric Acid Lot#/ Concentration	Hydrochloric Acid Lot #/ Concentration	Expiration Date	Pipet ID
KSM 4/5/21	A	214705 2%	215488 5%	6/30/21	M37 M35
KSM 4/5/21	B	214705 10%	215488 5%	6/30/21	M37 M35
	C				
	D				
	E				
	F				
	G				
	H				
	I				
	J				
	K				
	L				
	M				
	N				
	O				
	P				
	Q				
	R				
	S				
	T				
	U				
	V				
	W				
	X				
	Y				
	Z				

ICP CALIBRATION STANDARD #2
(Standard is prepared every 6 months or as necessary)

	Metal	ALS Lot #	Conc. (ppm)	Vol. (mls)	Final Vol. (mls)	Final Conc. (ppm)
Single Element	AL	199356	1000	0.100	1000	0.100
	AS	212486	1000	0.010		0.010
	B	209521	1000	0.200		0.200
	BE	215008 (1/10)	100	0.030		0.003
	CA	216858	10000	0.100		1.00
	CD	214922 (1/10)	100	0.050		0.005
	CU	215289	1000	0.020		0.020
	K	213235	10000	0.200		2.00
	MG	213231	10000	0.100		1.00
	NA	211028	10000	0.100		1.00
	PB	213233	1000	0.050		0.050
	SB	216709	1000	0.060		0.060
	SE	215366	1000	0.010		0.010
	SN	216061	1000	0.500		0.500

Analyst/ Date	Letter ID	Nitric Acid Lot#	Hydrochloric Acid Lot #	Expiration Date	Pipet ID
NM 6/9/21	A	216522 2%	215488 5%	11/30/21	M37 M35
NM 6/9/21	B	216522 10%	215488 5%	11/30/21	M37 M35
	C				
	D				
	E				
	F				
	G				
	H				
	I				
	J				
	K				
	L				
	M				
	N				
	O				
	P				
	Q				
	R				
	S				
	T				
	U				
	V				
	W				
	X				
	Y				
	Z				

ICP CALIBRATION STANDARD #5 / HLCCV1 (Standard is prepared every 6 months or as necessary)

(CALIBRATION STANDARD #3 IS A 1/100 DILUTION OF THIS STANDARD)
(CALIBRATION STANDARD #4 IS A 1/5 DILUTION OF THIS STANDARD)

	Metal	ALS Lot #	Conc. (ppm)	Vol. (mls)	Final Vol. (mls)	Final Conc. (ppm)
Cal Std 2	AG	213135	100	2.00	200	1.00
	CR		100			1.00
	MN		150			1.50
	NI		400			4.00
	ZN		200			2.00
Cal Std 3	AL	215294	2000	2.00		20.0
	BA		2000			20.0
	BE		50			0.500
	CO		500			5.00
	CU		250			2.50
	FE		1000			10.0
	V		500			5.00
Cal Std 4	AS	213136	100	4.00		2.00
	CD		50			1.00
	PB		50			1.00
	SE		50			1.00
	TL		100			2.00
Single Metals	CA	216858	10000	1.00		50.0
	MG	213231	10000	1.00		50.0
	K	213235	10000	1.00		50.0
	NA	211028	10000	1.00		50.0
	SB	205547	1000	2.00		10.0
	SN	216061	1000	2.00		10.0
	B	209521	1000	1.00		5.00
	MO	209523	1000	1.00		5.00
	TI	205548	1000	1.00		5.00
	SR	216710	1000	1.00		5.00

Analyst/ Date	Letter ID	Nitric Acid Lot#/ Concentration	Hydrochloric Acid Lot #/ Concentration	Expiration Date	Pipet ID
KSM 5/25/21	A	214705 2%	215488 5%	6/30/21	M86
KSM 6/2/21	B	216522 10%	215488 5%	6/30/21	M86
	C				
	D				
	E				
	F				
	G				
	H				
	I				
	J				
	K				
	L				
	M				
	N				
	O				
	P				
	Q				
	R				
	S				
	T				
	U				
	V				
	W				
	X				
	Y				
	Z				
	AA				
	BB				

ICP MRL (Standard is prepared every 6 months or as needed)

	Metal	ALS Lot #	Conc. (ppm)	Vol. (mls)	Final Vol. (mls)	Final Conc. (ppm)
Cal Std 1	CA	215854	5000	0.200	1000	1.00
	MG		5000			1.00
	K		5000			1.00
	NA		5000			1.00
Cal Std 2	AG	213135	100	0.100		0.0100
	CR		100			0.0100
	MN		150			0.0150
	NI		400			0.0400
	ZN		200			0.0200
Cal Std 3	AL	215294	2000	0.100		0.200
	BA		2000			0.200
	BE		50			0.0050
	CO		500			0.0500
	CU		250			0.0250
	FE		1000			0.100
	V		500			0.0500
Cal Std 4	AS	209521	100	0.200		0.0200
	CD	KSM 6/1/21	50			0.0100
	PB		50			0.0100
	SE		50			0.0100
	TL		100			0.0200
Single Metals	B	213136	1000	0.200		0.200
	MO	209523	1000	0.025		0.0250
	SN	216061	1000	0.500		0.500
	TI	205548	1000	0.050		0.0500
	SB	205547	1000	0.060		0.0600
	SR	216710	1000	0.100		0.100
	P	—	1000	0.100		0.100

Analyst/ Date	Letter ID	Nitric Acid Lot# / Concentration	Hydrochloric Acid Lot # / Concentration	Expiration Date	Pipet ID
KSM 6/1/21	A	216522 2%	215488 5%	6/30/21	M36 M37
KSM 6/2/21	B	216522 10%	25488 5%	6/30/21	M36 M37
	C				
	D				
	E				
	F				
	G				
	H				
	I				
	J				
	K				
	L				
	M				
	N				
	O				
	P				
	Q				
	R				
	S				
	T				
	U				
	V				
	W				
	X				
	Y				
	Z				
	AA				
	BB				

ICP HLCCV2 (Standard is prepared every 6 months or as necessary)

	Metal	ALS Lot #	Conc. (ppm)	Vol. (mls)	Final Vol. (mls)	Final Conc. (ppm)
Cal Std 2	AG	213135	100	2.00	100	2.00
	CR		100			Below
	MN		150			Below
	NI		400			8.00
	ZN		200			4.00
Cal Std 3	AL	215294	2000	2.00		Below
	BA		2000			40.0
	BE		50			1.00
	CO, V		500			10.0
	CU		250			5.00
	FE		1000			Below
Cal Std 4	AS, TL	213136	100	4.00		4.00
	CD, SE		50			2.00
	PB		50			Below
Single Metals	B	209521	1000	1.00		10.0
	MO	209523	1000	1.00		10.0
	TI	205548	1000	1.00		10.0
	SR	216710	1000	1.00		10.0
	CA	216858	10000	2.50		250
	MG	213231	10000	5.00	KSM 5/28/21	500
	NA	211028	10000	~~1.50~~	2.00	150
	CR	215007	1000	0.800		10.0
	FE	206069	10000	0.300		50
	AL	209525	10000	4.60		500
	MN	213232	1000	0.700		10.00
	PB	213233	1000	0.800		10.0
	K	213235	10000	1.50		150

Analyst/ Date	Letter ID	Nitric Acid Lot # / Concentration	Hydrochloric Acid Lot # / Concentration	Expiration Date	Pipet ID
KSM 5/28/21	A	214705 10%	215488 5%	6/30/21	M36
	B				
	C				
	D				
	E				
	F				
	G				
	H				
	I				
	J				
	K				
	L				
	M				
	N				
	O				
	P				
	Q				
	R				
	S				
	T				
	U				
	V				
	W				
	X				
	Y				
	Z				
	AA				

MISCELLANEOUS STANDARDS

Type of Standard	Metal	ALS Lot #	Conc. (ppm)	Vol. (mls)	Final Vol. (mls)	Final Conc. (ppm)	Matrix	Analyst / Date	Letter ID	Nitric Acid Lot #	HCL Lot #	Expiration Date	Pipet ID
HLCCV3	Ca	205541	10,000	2.00	100ml	200.0	10% HNO3 5% HCl	KSM 4/9/21	A	214705	215488	6/6/21	M36
	Cu	215289	1000	0.40		4.00	2% HNO3 5% HCl	KSM 4/21/21	B	214705	215488	6/6/21	M36
	Fe	206069	10,000	0.40		40.0	10% HNO3 5% HCl	KSM 4/30/21	C	214705	215488	6/6/21	M36
	K	213235	10,000	1.00		100.0			D				
	Tl	209529	1000	0.30		3.00			E				
	Na	211028	10,000	1.50		150.0			F				
	Mg	213231	10,000	4.00		400.0			G				
									H				
HLCCV3	Ca	216858	10,000	2.00	100	200.0	2% HNO3 5% HCl	KSM 6/1/21	I	216522	215488	11/30/21	M36
	Cu	215289	1000	0.40		4.00	10% HNO3 5% HCl	KSM 6/4/21	J	216522	215488	11/30/21	M36
	Fe	217404	10,000	0.40		40.0			K				
	Ke	213235	10,000	1.00		100.0			L				
	Tl	209529	1000	0.30		3.00			M				
	Na	211028	10,000	1.50		150.0			N				
	Mg	213231	10,000	4.00		400.0			O				
									P				
									Q				
									R				
									S				
									T				
									U				

ICP ICSA STANDARD (Standard is prepared every 6 months or as necessary)

Element	ALS Lot #	Conc. (ppm)	Vol. (mls)	Final Vol. (mls)	Final Conc. (ppm)
Int. A Sol'n	212116	Multi	50	1000	Multi
AL		5000			250
CA		5000			250
FE		2000			100
MG		5000			250

Analyst/ Date	ID Letter	Nitric Acid Lot # / Concentration	Hydrochloric Acid Lot # / Concentration	Expiration Date	Pipet ID
KSM 11/12/2020	A	212329 10%	213566 5%	5/12/2020	Volumetric
KSM 11/19/2020	B	212329 2%	213566 5%	5/19/2020	Volumetric
KSM 2/2/21	C	212329 10%	213566 5%	8/2/21	Volumetric
KSM 8/9/21	D	214905 2%	215488 5%	8/31/21	Volumetric
	E				
	F				
	G				
	H				
	I				
	J				
	K				
	L				
	M				
	N				
	O				
	P				
	Q				
	R				
	S				
	T				
	U				
	V				

ICP ICSAB STANDARD (Standard is prepared every 6 months or as necessary)

Element	ALS Lot #	Conc. (ppm)	Vol. (mls)	Final Vol. (mls)	Final Conc. (ppm)
Int. A Sol'n	212116	Multi	25	500	Multi
AL		5000			250
CA		5000			250
FE		2000			100
MG		5000			250
Int. B Sol'n	208442	Multi	5		Multi
AG		20			0.200
BA		50			0.500
BE		50			0.500
CD		100			1.00
CO		50			0.500
CR		50			0.500
CU		50			0.500
MN		50			0.500
NI		100			1.00
PB		5			0.0500
V		50			0.500
ZN		100			1.00
AS		10			0.100
SB		60			0.600
SE		5			0.0500
TL		10			0.100

Analyst/ Date	ID Letter	Nitric Acid Lot # / Concentration	Hydrochloric Acid Lot # / Concentration	Expiration Date	Pipet ID
KSM 10/1/2020	A	212329 2%	211972 5%	4/1/21	volumetric
KSM 10/21/2020	B	212329 10%	211972 5%	4/21/21	volumetric
KSM 11/19/2020	C	212329 2%	213566 5%	5/19/21	volumetric
KSM 11/19/2020	D	212329 10%	213566 5%	5/19/21	volumetric
KSM 12/29/2020	E	212329 2%	213566 5%	6/29/21	volumetric
KSM 12/29/2020	F	212329 10%	213566 5%	6/29/21	volumetric
KSM 2/18/21	G	212329 10%	213566 5%	8/18/21	volumetric
KSM 5/19/21	H	214705 2%	215488 5%	8/31/21	volumetric
KSM 4/19/21	I	214705 10%	215488 5%	8/31/21	volumetric
KSM 4/28/21	J	214705 2%	215488 5%	8/31/21	volumetric
KSM 5/27/21	K	214705 10%	215488 5%	8/31/21	volumetric
	L				
	M				
	N				
	O				
	P				
	Q				
	R				
	S				
	T				
	U				
	V				

Sample Dilutions

Analyst: NM
Instrument: ICP6

Date 6/17/21
Analysis 6010C

Common Dilutions

Dilution	Matrix of Diluent	1st Dilution			2nd Dilution			3rd Dilution			4th Dilution			5th Dilution		
		mL's of Sample	mL's of Diluent	Dilution Factor	mL's of Sample	mL's of Diluent	Dilution Factor	mL's of Sample	mL's of Diluent	Dilution Factor	mL's of Sample	mL's of Diluent	Dilution Factor	mL's of Sample	mL's of Diluent	Dilution Factor
1/2	DI	4.5	4.5	1/2												
1/3	DI	3	6	1/3												
1/4	DI	2	6	1/4												
1/5	DI	2	8	1/5												
1/10	DI	1	9	1/10												
1/20	DI	3	3	1/2	1	9	1/20									
1/30	DI	3	6	1/3	1	9	1/30									
1/40	DI	1	3	1/4	1	9	1/40									
1/50	DI	1	4	1/5	1	9	1/50									
1/100	DI	1	9	1/10	1	9	1/100									
1/200	DI	3	3	1/2	1	9	1/20	1	9	1/200						
1/300	DI	3	6	1/3	1	9	1/30	1	9	1/300						
1/400	DI	1	3	1/4	1	9	1/40	1	9	1/400						
1/500	DI	1	4	1/5	1	9	1/50	1	9	1/500						
1/1000	DI	1	9	1/10	1	9	1/100	1	9	1/1000						
1/2000	DI	3	3	1/2	1	9	1/20	1	9	1/200	1	9	1/2000			
1/3000	DI	3	6	1/3	1	9	1/30	1	9	1/300	1	9	1/3000			
1/4000	DI	1	3	1/4	1	9	1/40	1	9	1/400	1	9	1/4000			
1/10000	DI	1	9	1/10	1	9	1/100	1	9	1/1000	1	9	1/10000			
1/20000	DI	1	1	1/2	1	9	1/20	1	9	1/200	1	9	1/2000	1	9	1/20000
1/40000	DI	1	3	1/4	1	9	1/40	1	9	1/400	1	9	1/4000	1	9	1/40000
1/100000	DI	1	9	1/10	1	9	1/100	1	9	1/1000	1	9	1/10000	1	9	1/100000

Special Dilutions

Dilution	Matrix of Diluent	1st Dilution			2nd Dilution			3rd Dilution			4th Dilution			5th Dilution		
		mL's of Sample	mL's of Diluent	Dilution Factor	mL's of Sample	mL's of Diluent	Dilution Factor	mL's of Sample	mL's of Diluent	Dilution Factor	mL's of Sample	mL's of Diluent	Dilution Factor	mL's of Sample	mL's of Diluent	Dilution Factor

C:\Users\kelly.mclaen\Downloads\Sample Dilution Sheets R2 (4)Final Vol. 8-10mL (IC#3,10) 9/18/15

Analytical Results Summary

Instrument Name: R-ICP-AES-06 **Analyst:** NMANSEN **Analysis Lot:** 727931 **Method/Testcode:** 6010C/Fe T

Lab Code	Target Analytes	QC	Parent Sample	Matrix	Raw Result	Sample Amt.	Final Result	Dil	MDL	PQL	% Rec	% RSD	Date Analyzed	QC?	Tier
R2105843-003	Iron, Total	N/A		Water	6.21 ppm	50 mL	62100 µg/L	10	700	1000			6/17/21 15:52:13	N	II
R2105843-008	Sodium, Total	N/A		Water	37.14 ppm	50 mL	371000 µg/L	10	2000	10000			6/17/21 15:55:29	N	II
R2105843-009	Sodium, Total	N/A		Water	23.30 ppm	50 mL	233000 µg/L	10	2000	10000			6/17/21 15:58:43	N	II
R2105843-015	Lead, Total	N/A		Water	0.01 ppm	50 mL	12.6 µg/L	1	2.1	5.0			6/17/21 16:05:13	N	II
RQ2106733-01	Selenium, Dissolved	MB		Water	0.00 ppm	50 mL	10 µg/L U	1	7	10			6/17/21 16:08:29	N	IV
RQ2106733-01	Selenium, Total	MB		Water	0.00 ppm	50 mL	10 µg/L U	1	7	10			6/17/21 16:08:29	N	IV
RQ2106733-02	Selenium, Dissolved	LCS		Water	0.98 ppm	50 mL	981 µg/L	1	7	10	97		6/17/21 16:11:44	N	IV
RQ2106733-02	Selenium, Total	LCS		Water	0.98 ppm	50 mL	981 µg/L	1	7	10	97		6/17/21 16:11:44	N	IV
R2105684-002	Selenium, Total	N/A		Water	0.00 ppm	50 mL	10 µg/L U	1	7	10			6/17/21 16:14:58	N	IV
R2105684-003	Selenium, Total	N/A		Water	0.00 ppm	50 mL	10 µg/L U	1	7	10			6/17/21 16:24:42	N	IV
R2105684-004	Selenium, Total	N/A		Water	0.00 ppm	50 mL	10 µg/L U	1	7	10			6/17/21 16:27:58	N	IV
R2105684-005	Selenium, Total	N/A		Water	0.00 ppm	50 mL	10 µg/L U	1	7	10			6/17/21 16:31:14	N	IV
R2105684-006	Selenium, Total	N/A		Water	0.00 ppm	50 mL	10 µg/L U	1	7	10			6/17/21 16:34:28	N	IV
R2105684-007	Selenium, Total	N/A		Water	0.00 ppm	50 mL	10 µg/L U	1	7	10			6/17/21 16:37:43	N	IV
R2105684-008	Selenium, Total	N/A		Water	0.00 ppm	50 mL	10 µg/L U	1	7	10			6/17/21 16:40:58	N	IV
R2105684-009	Selenium, Total	N/A		Water	0.00 ppm	50 mL	10 µg/L U	1	7	10			6/17/21 16:44:12	N	IV
R2105684-010	Selenium, Total	N/A		Water	0.00 ppm	50 mL	10 µg/L U	1	7	10			6/17/21 16:47:27	N	IV
R2105814-002	Selenium, Total	N/A		Water	0.00 ppm	50 mL	10 µg/L U	1	7	10			6/17/21 16:53:57	N	IV
R2105814-003	Selenium, Total	N/A		Water	0.00 ppm	50 mL	10 µg/L U	1	7	10			6/17/21 17:03:41	N	IV
R2105814-004	Selenium, Total	N/A		Water	0.00 ppm	50 mL	10 µg/L U	1	7	10			6/17/21 17:06:58	N	IV
R2105814-005	Selenium, Total	N/A		Water	0.00 ppm	50 mL	10 µg/L U	1	7	10			6/17/21 17:10:13	N	IV
R2105814-006	Selenium, Total	N/A		Water	0.00 ppm	50 mL	10 µg/L U	1	7	10			6/17/21 17:13:29	N	IV
R2105814-007	Selenium, Total	N/A		Water	0.00 ppm	50 mL	10 µg/L U	1	7	10			6/17/21 17:16:45	N	IV
R2105814-008	Lead, Total	N/A		Water	0.01 ppm	50 mL	6.6 µg/L	1	2.1	5.0			6/17/21 17:20:00	N	IV
R2105814-008	Selenium, Total	N/A		Water	0.00 ppm	50 mL	10 µg/L U	1	7	10			6/17/21 17:20:00	N	IV
R2105814-009	Selenium, Dissolved	N/A		Water	0.00 ppm	50 mL	10 µg/L U	1	7	10			6/17/21 17:23:16	N	IV

# indicates Final Result is not yet adjusted for Solids because it has not yet been determined.

Analytical Results Summary

Instrument Name: R-ICP-AES-06 **Analyst:** NMANSEN **Analysis Lot:** 727932 **Method/Testcode:** 6010C/As T

Lab Code	Target Analytes	QC	Parent Sample	Matrix	Raw Result	Sample Amt.	Final Result	Dil	MDL	PQL	% Rec	% RSD	Date Analyzed	QC?	Tier
R2105731-001	Arsenic, Total	N/A		Soil	0.01 ppm	0.5400 g	3.4 mg/Kg	1	2.4	3.3			6/17/21 18:08:56	N	II
R2105887-005	Arsenic, Total	N/A		Soil	0.02 ppm	0.5 g	2.2 mg/Kg #	1	0.7	1.0			6/17/21 18:12:13	N	IV
R2105670-003	Arsenic, Total	N/A		Water	0.02 ppm	50 mL	22 µg/L	1	6	10			6/17/21 18:25:15	N	II
RQ2106737-01	Selenium, Total	MB		Water	0.00 ppm	50 mL	10 µg/L U	1	7	10			6/17/21 18:38:14	N	IV
RQ2106737-02	Selenium, Total	LCS		Water	0.98 ppm	50 mL	982 µg/L	1	7	10	97		6/17/21 18:41:29	N	IV
R2105685-002	Selenium, Total	N/A		Water	0.00 ppm	50 mL	10 µg/L U	1	7	10			6/17/21 18:44:44	N	IV
R2105685-003	Selenium, Total	N/A		Water	0.00 ppm	50 mL	10 µg/L U	1	7	10			6/17/21 18:48:00	Y	IV
RQ2106737-03	Selenium, Total	MS	R2105685-003	Water	0.99 ppm	50 mL	990 µg/L	1	7	10	98		6/17/21 18:51:16	N	IV
RQ2106737-04	Selenium, Total	DMS	R2105685-003	Water	0.98 ppm	50 mL	980 µg/L	1	7	10	97	1	6/17/21 18:54:30	N	IV
R2105685-004	Selenium, Total	N/A		Water	0.00 ppm	50 mL	10 µg/L U	1	7	10			6/17/21 19:10:46	N	IV
R2105685-005	Selenium, Total	N/A		Water	0.00 ppm	50 mL	10 µg/L U	1	7	10			6/17/21 19:14:01	N	IV
R2105685-006	Selenium, Total	N/A		Water	0.00 ppm	50 mL	10 µg/L U	1	7	10			6/17/21 19:17:17	N	IV
R2105685-007	Selenium, Total	N/A		Water	0.00 ppm	50 mL	10 µg/L U	1	7	10			6/17/21 19:20:32	N	IV
R2105685-008	Selenium, Total	N/A		Water	0.00 ppm	50 mL	10 µg/L U	1	7	10			6/17/21 19:23:48	N	IV
R2105685-009	Selenium, Total	N/A		Water	0.00 ppm	50 mL	10 µg/L U	1	7	10			6/17/21 19:27:03	N	IV
R2105685-010	Selenium, Total	N/A		Water	0.00 ppm	50 mL	10 µg/L U	1	7	10			6/17/21 19:30:19	N	IV
R2105685-011	Selenium, Total	N/A		Water	0.00 ppm	50 mL	10 µg/L U	1	7	10			6/17/21 19:33:35	N	IV
R2105685-012	Selenium, Total	N/A		Water	0.00 ppm	50 mL	10 µg/L U	1	7	10			6/17/21 19:43:21	N	IV
R2105685-013	Selenium, Total	N/A		Water	0.00 ppm	50 mL	10 µg/L U	1	7	10			6/17/21 19:46:35	N	IV
R2105685-014	Selenium, Total	N/A		Water	0.00 ppm	50 mL	10 µg/L U	1	7	10			6/17/21 19:49:50	N	IV
R2105685-015	Selenium, Total	N/A		Water	-0.01 ppm	50 mL	10 µg/L U	1	7	10			6/17/21 19:53:05	N	IV
R2105685-016	Selenium, Total	N/A		Water	0.00 ppm	50 mL	10 µg/L U	1	7	10			6/17/21 19:56:19	N	IV
R2105685-017	Selenium, Total	N/A		Water	0.00 ppm	50 mL	10 µg/L U	1	7	10			6/17/21 19:59:34	N	IV
R2105717-003	Selenium, Total	N/A		Water	0.00 ppm	50 mL	10 µg/L U	1	7	10			6/17/21 20:02:49	N	IV

# indicates Final Result is not yet adjusted for Solids because it has not yet been determined.

Analytical Results Summary

Instrument Name: R-ICP-AES-06 **Analyst:** NMANSEN **Analysis Lot:** 727934 **Method/Testcode:** 6010C/Al T

Lab Code	Target Analytes	QC	Parent Sample	Matrix	Raw Result	Sample Amt.	Final Result	Dil	MDL	PQL	% Rec	% RSD	Date Analyzed	QC?	Tier
RQ2106862-01	Aluminum, Total	MB		Water	0.00 ppm	50 mL	100 µg/L U	1	30	100			6/17/21 20:32:06	N	II
RQ2106862-01	Antimony, Total	MB		Water	0.00 ppm	50 mL	60 µg/L U	1	7	60			6/17/21 20:32:06	N	II
RQ2106862-01	Arsenic, Total	MB		Water	-0.01 ppm	50 mL	10 µg/L U	1	6	10			6/17/21 20:32:06	N	II
RQ2106862-01	Barium, Total	MB		Water	0.00 ppm	50 mL	20 µg/L U	1	3	20			6/17/21 20:32:06	N	II
RQ2106862-01	Beryllium, Total	MB		Water	0.00 ppm	50 mL	3.0 µg/L U	1	0.2	3.0			6/17/21 20:32:06	N	II
RQ2106862-01	Boron, Total	MB		Water	0.00 ppm	50 mL	200 µg/L U	1	20	200			6/17/21 20:32:06	N	II
RQ2106862-01	Cadmium, Total	MB		Water	0.00 ppm	50 mL	5.0 µg/L U	1	0.4	5.0			6/17/21 20:32:06	N	II
RQ2106862-01	Calcium, Total	MB		Water	0.00 ppm	50 mL	1000 µg/L U	1	300	1000			6/17/21 20:32:06	N	II
RQ2106862-01	Chromium, Total	MB		Water	0.00 ppm	50 mL	10 µg/L U	1	2	10			6/17/21 20:32:06	N	II
RQ2106862-01	Cobalt, Total	MB		Water	0.00 ppm	50 mL	50 µg/L U	1	0.9	50			6/17/21 20:32:06	N	II
RQ2106862-01	Copper, Total	MB		Water	0.00 ppm	50 mL	20 µg/L U	1	4	20			6/17/21 20:32:06	N	II
RQ2106862-01	Iron, Total	MB		Water	0.00 ppm	50 mL	100 µg/L U	1	70	100			6/17/21 20:32:06	N	II
RQ2106862-01	Lead, Total	MB		Water	0.00 ppm	50 mL	50 µg/L U	1	3	50			6/17/21 20:32:06	N	II
RQ2106862-01	Magnesium, Total	MB		Water	0.00 ppm	50 mL	1000 µg/L U	1	30	1000			6/17/21 20:32:06	N	II
RQ2106862-01	Manganese, Total	MB		Water	0.00 ppm	50 mL	10 µg/L U	1	4	10			6/17/21 20:32:06	N	II
RQ2106862-01	Nickel, Total	MB		Water	0.00 ppm	50 mL	40 µg/L U	1	3	40			6/17/21 20:32:06	N	II
RQ2106862-01	Potassium, Total	MB		Water	-0.02 ppm	50 mL	2000 µg/L U	1	400	2000			6/17/21 20:32:06	N	II
RQ2106862-01	Selenium, Total	MB		Water	0.00 ppm	50 mL	10 µg/L U	1	7	10			6/17/21 20:32:06	N	II
RQ2106862-01	Silver, Total	MB		Water	0.00 ppm	50 mL	10 µg/L U	1	0.6	10			6/17/21 20:32:06	N	II
RQ2106862-01	Sodium, Total	MB		Water	0.01 ppm	50 mL	1000 µg/L U	1	200	1000			6/17/21 20:32:06	N	II
RQ2106862-01	Thallium, Total	MB		Water	0.00 ppm	50 mL	10 µg/L U	1	7	10			6/17/21 20:32:06	N	II
RQ2106862-01	Vanadium, Total	MB		Water	0.00 ppm	50 mL	50 µg/L U	1	0.7	50			6/17/21 20:32:06	N	II
RQ2106862-01	Zinc, Total	MB		Water	0.00 ppm	50 mL	20 µg/L U	1	3	20			6/17/21 20:32:06	N	II
RQ2106862-02	Aluminum, Total	LCS		Water	1.98 ppm	50 mL	1980 µg/L	1	30	100	99		6/17/21 20:35:21	N	II
RQ2106862-02	Antimony, Total	LCS		Water	0.48 ppm	50 mL	482 µg/L	1	7	60	96		6/17/21 20:35:21	N	II
RQ2106862-02	Arsenic, Total	LCS		Water	0.04 ppm	50 mL	36.3 µg/L	1	6	10	91		6/17/21 20:35:21	N	II
RQ2106862-02	Barium, Total	LCS		Water	2.03 ppm	50 mL	2030 µg/L	1	3	20	102		6/17/21 20:35:21	N	II
RQ2106862-02	Beryllium, Total	LCS		Water	0.05 ppm	50 mL	50.2 µg/L	1	0.2	3.0	100		6/17/21 20:35:21	N	II
RQ2106862-02	Boron, Total	LCS		Water	0.99 ppm	50 mL	986 µg/L	1	20	200	99		6/17/21 20:35:21	N	II
RQ2106862-02	Cadmium, Total	LCS		Water	0.05 ppm	50 mL	51.5 µg/L	1	0.4	5.0	103		6/17/21 20:35:21	N	II
RQ2106862-02	Calcium, Total	LCS		Water	2.04 ppm	50 mL	2040 µg/L	1	300	1000	102		6/17/21 20:35:21	N	II
RQ2106862-02	Chromium, Total	LCS		Water	0.20 ppm	50 mL	203 µg/L	1	2	10	101		6/17/21 20:35:21	N	II
RQ2106862-02	Cobalt, Total	LCS		Water	0.51 ppm	50 mL	510 µg/L	1	0.9	50	102		6/17/21 20:35:21	N	II
RQ2106862-02	Copper, Total	LCS		Water	0.24 ppm	50 mL	243 µg/L	1	4	20	97		6/17/21 20:35:21	N	II
RQ2106862-02	Iron, Total	LCS		Water	1.01 ppm	50 mL	1010 µg/L	1	70	100	101		6/17/21 20:35:21	N	II
RQ2106862-02	Lead, Total	LCS		Water	0.51 ppm	50 mL	508 µg/L	1	3	50	102		6/17/21 20:35:21	N	II

# indicates Final Result is not yet adjusted for Solids because it has not yet been determined.

Analytical Results Summary

Instrument Name: R-ICP-AES-06 **Analyst:** NMANSEN **Analysis Lot:** 727934 **Method/Testcode:** 6010C/Mg T

Lab Code	Target Analytes	QC	Parent Sample	Matrix	Raw Result	Sample Amt.	Final Result	Dil	MDL	PQL	% Rec	% RSD	Date Analyzed	QC?	Tier
RQ2106862-02	Magnesium, Total	LCS		Water	1.97 ppm	50 mL	1970 µg/L	1	30	1000	98		6/17/21 20:35:21	N	II
RQ2106862-02	Manganese, Total	LCS		Water	0.50 ppm	50 mL	497 µg/L	1	4	10	99		6/17/21 20:35:21	N	II
RQ2106862-02	Nickel, Total	LCS		Water	0.51 ppm	50 mL	509 µg/L	1	3	40	102		6/17/21 20:35:21	N	II
RQ2106862-02	Potassium, Total	LCS		Water	19.43 ppm	50 mL	19400 µg/L	1	400	2000	97		6/17/21 20:35:21	N	II
RQ2106862-02	Selenium, Total	LCS		Water	1.02 ppm	50 mL	1020 µg/L	1	7	10	101		6/17/21 20:35:21	N	II
RQ2106862-02	Silver, Total	LCS		Water	0.05 ppm	50 mL	48.2 µg/L	1	0.6	10	96		6/17/21 20:35:21	N	II
RQ2106862-02	Sodium, Total	LCS		Water	19.56 ppm	50 mL	19600 µg/L	1	200	1000	98		6/17/21 20:35:21	N	II
RQ2106862-02	Thallium, Total	LCS		Water	1.85 ppm	50 mL	1850 µg/L	1	7	10	92		6/17/21 20:35:21	N	II
RQ2106862-02	Vanadium, Total	LCS		Water	0.50 ppm	50 mL	497 µg/L	1	0.7	50	99		6/17/21 20:35:21	N	II
RQ2106862-02	Zinc, Total	LCS		Water	0.51 ppm	50 mL	513 µg/L	1	3	20	103		6/17/21 20:35:21	N	II
R2105781-001	Arsenic, Total	N/A		Water	0.00 ppm	50 mL	10 µg/L U	1	6	10			6/17/21 20:38:37	N	II
R2105781-001	Cadmium, Total	N/A		Water	0.00 ppm	50 mL	5.0 µg/L U	1	0.4	5.0			6/17/21 20:38:37	N	II
R2105781-001	Calcium, Total	N/A		Water	138.36 ppm	50 mL	138000 µg/L	1	300	1000			6/17/21 20:38:37	N	II
R2105781-001	Iron, Total	N/A		Water	0.00 ppm	50 mL	100 µg/L U	1	70	100			6/17/21 20:38:37	N	II
R2105781-001	Lead, Total	N/A		Water	0.00 ppm	50 mL	5.0 µg/L U	1	2.1	5.0			6/17/21 20:38:37	N	II
R2105781-001	Magnesium, Total	N/A		Water	28.35 ppm	50 mL	28400 µg/L	1	30	1000			6/17/21 20:38:37	N	II
R2105781-001	Manganese, Total	N/A		Water	0.00 ppm	50 mL	10 µg/L U	1	4	10			6/17/21 20:38:37	N	II
R2105781-001	Potassium, Total	N/A		Water	1.08 ppm	50 mL	1100 µg/L J	1	400	2000			6/17/21 20:38:37	N	II
R2105781-001	Sodium, Total	N/A		Water	3.20 ppm	50 mL	3200 µg/L	1	200	1000			6/17/21 20:38:37	N	II
R2105781-002	Arsenic, Total	N/A		Water	0.00 ppm	50 mL	10 µg/L U	1	6	10			6/17/21 20:41:53	N	II
R2105781-002	Cadmium, Total	N/A		Water	0.00 ppm	50 mL	5.0 µg/L U	1	0.4	5.0			6/17/21 20:41:53	N	II
R2105781-002	Calcium, Total	N/A		Water	104.92 ppm	50 mL	105000 µg/L	1	300	1000			6/17/21 20:41:53	N	II
R2105781-002	Iron, Total	N/A		Water	0.13 ppm	50 mL	130 µg/L	1	70	100			6/17/21 20:41:53	N	II
R2105781-002	Lead, Total	N/A		Water	0.00 ppm	50 mL	5.0 µg/L U	1	2.1	5.0			6/17/21 20:41:53	N	II
R2105781-002	Magnesium, Total	N/A		Water	25.77 ppm	50 mL	25800 µg/L	1	30	1000			6/17/21 20:41:53	N	II
R2105781-002	Manganese, Total	N/A		Water	0.01 ppm	50 mL	8 µg/L J	1	4	10			6/17/21 20:41:53	N	II
R2105781-002	Potassium, Total	N/A		Water	5.02 ppm	50 mL	5000 µg/L	1	400	2000			6/17/21 20:41:53	N	II
R2105781-002	Sodium, Total	N/A		Water	3.69 ppm	50 mL	3700 µg/L	1	200	1000			6/17/21 20:41:53	N	II
R2105781-003	Arsenic, Total	N/A		Water	-0.01 ppm	50 mL	10 µg/L U	1	6	10			6/17/21 20:45:09	N	II
R2105781-003	Cadmium, Total	N/A		Water	0.00 ppm	50 mL	5.0 µg/L U	1	0.4	5.0			6/17/21 20:45:09	N	II
R2105781-003	Calcium, Total	N/A		Water	129.41 ppm	50 mL	129000 µg/L	1	300	1000			6/17/21 20:45:09	N	II
R2105781-003	Iron, Total	N/A		Water	0.36 ppm	50 mL	360 µg/L	1	70	100			6/17/21 20:45:09	N	II
R2105781-003	Lead, Total	N/A		Water	0.00 ppm	50 mL	5.0 µg/L U	1	2.1	5.0			6/17/21 20:45:09	N	II
R2105781-003	Magnesium, Total	N/A		Water	25.03 ppm	50 mL	25000 µg/L	1	30	1000			6/17/21 20:45:09	N	II
R2105781-003	Manganese, Total	N/A		Water	0.74 ppm	50 mL	738 µg/L	1	4	10			6/17/21 20:45:09	N	II
R2105781-003	Potassium, Total	N/A		Water	2.04 ppm	50 mL	2000 µg/L	1	400	2000			6/17/21 20:45:09	N	II

# indicates Final Result is not yet adjusted for Solids because it has not yet been determined.

Analytical Results Summary

Instrument Name: R-ICP-AES-06 **Analyst:** NMANSEN **Analysis Lot:** 727934 **Method/Testcode:** 6010C/Na T

Lab Code	Target Analytes	QC	Parent Sample	Matrix	Raw Result	Sample Amt.	Final Result	Dil	MDL	PQL	% Rec	% RSD	Date Analyzed	QC?	Tier
R2105781-003	Sodium, Total	N/A		Water	2.60 ppm	50 mL	2600 µg/L	1	200	1000			6/17/21 20:45:09	N	II
R2105781-004	Arsenic, Total	N/A		Water	0.00 ppm	50 mL	10 µg/L U	1	6	10			6/17/21 20:48:23	N	II
R2105781-004	Cadmium, Total	N/A		Water	0.00 ppm	50 mL	5.0 µg/L U	1	0.4	5.0			6/17/21 20:48:23	N	II
R2105781-004	Calcium, Total	N/A		Water	143.90 ppm	50 mL	144000 µg/L	1	300	1000			6/17/21 20:48:23	N	II
R2105781-004	Iron, Total	N/A		Water	0.04 ppm	50 mL	100 µg/L U	1	70	100			6/17/21 20:48:23	N	II
R2105781-004	Lead, Total	N/A		Water	0.00 ppm	50 mL	5.0 µg/L U	1	2.1	5.0			6/17/21 20:48:23	N	II
R2105781-004	Magnesium, Total	N/A		Water	31.91 ppm	50 mL	31900 µg/L	1	30	1000			6/17/21 20:48:23	N	II
R2105781-004	Manganese, Total	N/A		Water	0.02 ppm	50 mL	21 µg/L	1	4	10			6/17/21 20:48:23	N	II
R2105781-004	Potassium, Total	N/A		Water	8.09 ppm	50 mL	8100 µg/L	1	400	2000			6/17/21 20:48:23	N	II
R2105781-004	Sodium, Total	N/A		Water	5.26 ppm	50 mL	5300 µg/L	1	200	1000			6/17/21 20:48:23	N	II
R2105781-005	Arsenic, Total	N/A		Water	0.00 ppm	50 mL	10 µg/L U	1	6	10			6/17/21 20:51:38	N	II
R2105781-005	Cadmium, Total	N/A		Water	0.00 ppm	50 mL	5.0 µg/L U	1	0.4	5.0			6/17/21 20:51:38	N	II
R2105781-005	Calcium, Total	N/A		Water	130.06 ppm	50 mL	130000 µg/L	1	300	1000			6/17/21 20:51:38	N	II
R2105781-005	Iron, Total	N/A		Water	1.44 ppm	50 mL	1440 µg/L	1	70	100			6/17/21 20:51:38	N	II
R2105781-005	Lead, Total	N/A		Water	0.00 ppm	50 mL	5.0 µg/L U	1	2.1	5.0			6/17/21 20:51:38	N	II
R2105781-005	Magnesium, Total	N/A		Water	31.99 ppm	50 mL	32000 µg/L	1	30	1000			6/17/21 20:51:38	N	II
R2105781-005	Manganese, Total	N/A		Water	0.04 ppm	50 mL	41 µg/L	1	4	10			6/17/21 20:51:38	N	II
R2105781-005	Potassium, Total	N/A		Water	2.22 ppm	50 mL	2200 µg/L	1	400	2000			6/17/21 20:51:38	N	II
R2105781-005	Sodium, Total	N/A		Water	21.15 ppm	50 mL	21200 µg/L	1	200	1000			6/17/21 20:51:38	N	II
R2105781-006	Arsenic, Total	N/A		Water	0.00 ppm	50 mL	10 µg/L U	1	6	10			6/17/21 20:54:52	N	II
R2105781-006	Cadmium, Total	N/A		Water	0.00 ppm	50 mL	5.0 µg/L U	1	0.4	5.0			6/17/21 20:54:52	N	II
R2105781-006	Calcium, Total	N/A		Water	118.49 ppm	50 mL	118000 µg/L	1	300	1000			6/17/21 20:54:52	N	II
R2105781-006	Iron, Total	N/A		Water	0.00 ppm	50 mL	100 µg/L U	1	70	100			6/17/21 20:54:52	N	II
R2105781-006	Lead, Total	N/A		Water	0.00 ppm	50 mL	5.0 µg/L U	1	2.1	5.0			6/17/21 20:54:52	N	II
R2105781-006	Magnesium, Total	N/A		Water	20.82 ppm	50 mL	20800 µg/L	1	30	1000			6/17/21 20:54:52	N	II
R2105781-006	Manganese, Total	N/A		Water	0.00 ppm	50 mL	10 µg/L U	1	4	10			6/17/21 20:54:52	N	II
R2105781-006	Potassium, Total	N/A		Water	2.78 ppm	50 mL	2800 µg/L	1	400	2000			6/17/21 20:54:52	N	II
R2105781-006	Sodium, Total	N/A		Water	6.27 ppm	50 mL	6300 µg/L	1	200	1000			6/17/21 20:54:52	N	II
R2105781-007	Arsenic, Total	N/A		Water	-0.01 ppm	50 mL	10 µg/L U	1	6	10			6/17/21 20:58:07	N	II
R2105781-007	Cadmium, Total	N/A		Water	0.00 ppm	50 mL	5.0 µg/L U	1	0.4	5.0			6/17/21 20:58:07	N	II
R2105781-007	Calcium, Total	N/A		Water	74.06 ppm	50 mL	74100 µg/L	1	300	1000			6/17/21 20:58:07	N	II
R2105781-007	Iron, Total	N/A		Water	0.03 ppm	50 mL	100 µg/L U	1	70	100			6/17/21 20:58:07	N	II
R2105781-007	Lead, Total	N/A		Water	0.00 ppm	50 mL	5.0 µg/L U	1	2.1	5.0			6/17/21 20:58:07	N	II
R2105781-007	Magnesium, Total	N/A		Water	12.16 ppm	50 mL	12200 µg/L	1	30	1000			6/17/21 20:58:07	N	II
R2105781-007	Manganese, Total	N/A		Water	0.05 ppm	50 mL	49 µg/L	1	4	10			6/17/21 20:58:07	N	II
R2105781-007	Potassium, Total	N/A		Water	1.35 ppm	50 mL	1400 µg/L J	1	400	2000			6/17/21 20:58:07	N	II

# indicates Final Result is not yet adjusted for Solids because it has not yet been determined.

Analytical Results Summary

Instrument Name: R-ICP-AES-06 **Analyst:** NMANSEN **Analysis Lot:** 727934 **Method/Testcode:** 6010C/Na T

Lab Code	Target Analytes	QC	Parent Sample	Matrix	Raw Result	Sample Amt.	Final Result	Dil	MDL	PQL	% Rec	% RSD	Date Analyzed	QC?	Tier
R2105781-011	Sodium, Total	N/A		Water	3.17 ppm	50 mL	3200 µg/L	1	200	1000			6/17/21 21:17:35	N	II
R2105781-012	Arsenic, Total	N/A		Water	0.00 ppm	50 mL	10 µg/L U	1	6	10			6/17/21 21:20:51	N	II
R2105781-012	Cadmium, Total	N/A		Water	0.00 ppm	50 mL	5.0 µg/L U	1	0.4	5.0			6/17/21 21:20:51	N	II
R2105781-012	Calcium, Total	N/A		Water	68.01 ppm	50 mL	68000 µg/L	1	300	1000			6/17/21 21:20:51	N	II
R2105781-012	Iron, Total	N/A		Water	1.26 ppm	50 mL	1260 µg/L	1	70	100			6/17/21 21:20:51	N	II
R2105781-012	Lead, Total	N/A		Water	0.00 ppm	50 mL	5.0 µg/L U	1	2.1	5.0			6/17/21 21:20:51	N	II
R2105781-012	Magnesium, Total	N/A		Water	13.00 ppm	50 mL	13000 µg/L	1	30	1000			6/17/21 21:20:51	N	II
R2105781-012	Manganese, Total	N/A		Water	0.42 ppm	50 mL	420 µg/L	1	4	10			6/17/21 21:20:51	N	II
R2105781-012	Potassium, Total	N/A		Water	2.83 ppm	50 mL	2800 µg/L	1	400	2000			6/17/21 21:20:51	N	II
R2105781-012	Sodium, Total	N/A		Water	9.71 ppm	50 mL	9700 µg/L	1	200	1000			6/17/21 21:20:51	N	II
R2105781-013	Arsenic, Total	N/A		Water	-0.01 ppm	50 mL	10 µg/L U	1	6	10			6/17/21 21:24:08	N	II
R2105781-013	Cadmium, Total	N/A		Water	0.00 ppm	50 mL	5.0 µg/L U	1	0.4	5.0			6/17/21 21:24:08	N	II
R2105781-013	Calcium, Total	N/A		Water	58.47 ppm	50 mL	58500 µg/L	1	300	1000			6/17/21 21:24:08	N	II
R2105781-013	Iron, Total	N/A		Water	0.66 ppm	50 mL	660 µg/L	1	70	100			6/17/21 21:24:08	N	II
R2105781-013	Lead, Total	N/A		Water	0.00 ppm	50 mL	5.0 µg/L U	1	2.1	5.0			6/17/21 21:24:08	N	II
R2105781-013	Magnesium, Total	N/A		Water	10.69 ppm	50 mL	10700 µg/L	1	30	1000			6/17/21 21:24:08	N	II
R2105781-013	Manganese, Total	N/A		Water	0.02 ppm	50 mL	19 µg/L	1	4	10			6/17/21 21:24:08	N	II
R2105781-013	Potassium, Total	N/A		Water	1.27 ppm	50 mL	1300 µg/L J	1	400	2000			6/17/21 21:24:08	N	II
R2105781-013	Sodium, Total	N/A		Water	1.18 ppm	50 mL	1200 µg/L	1	200	1000			6/17/21 21:24:08	N	II
R2105781-014	Arsenic, Total	N/A		Water	0.00 ppm	50 mL	10 µg/L U	1	6	10			6/17/21 21:27:24	Y	II
R2105781-014	Cadmium, Total	N/A		Water	0.00 ppm	50 mL	5.0 µg/L U	1	0.4	5.0			6/17/21 21:27:24	Y	II
R2105781-014	Calcium, Total	N/A		Water	84.15 ppm	50 mL	84200 µg/L	1	300	1000			6/17/21 21:27:24	Y	II
R2105781-014	Iron, Total	N/A		Water	0.00 ppm	50 mL	100 µg/L U	1	70	100			6/17/21 21:27:24	Y	II
R2105781-014	Lead, Total	N/A		Water	0.00 ppm	50 mL	5.0 µg/L U	1	2.1	5.0			6/17/21 21:27:24	Y	II
R2105781-014	Magnesium, Total	N/A		Water	28.02 ppm	50 mL	28000 µg/L	1	30	1000			6/17/21 21:27:24	Y	II
R2105781-014	Manganese, Total	N/A		Water	0.00 ppm	50 mL	10 µg/L U	1	4	10			6/17/21 21:27:24	Y	II
R2105781-014	Potassium, Total	N/A		Water	0.58 ppm	50 mL	600 µg/L J	1	400	2000			6/17/21 21:27:24	Y	II
R2105781-014	Sodium, Total	N/A		Water	3.30 ppm	50 mL	3300 µg/L	1	200	1000			6/17/21 21:27:24	Y	II
RQ2106862-03	Arsenic, Total	MS	R2105781-014	Water	0.04 ppm	50 mL	37 µg/L	1	6	10	91		6/17/21 21:30:40	N	II
RQ2106862-03	Cadmium, Total	MS	R2105781-014	Water	0.05 ppm	50 mL	49.4 µg/L	1	0.4	5.0	99		6/17/21 21:30:40	N	II
RQ2106862-03	Calcium, Total	MS	R2105781-014	Water	86.17 ppm	50 mL	86200 µg/L	1	300	1000	101		6/17/21 21:30:40	N	II
RQ2106862-03	Iron, Total	MS	R2105781-014	Water	1.00 ppm	50 mL	1000 µg/L	1	70	100	100		6/17/21 21:30:40	N	II
RQ2106862-03	Lead, Total	MS	R2105781-014	Water	0.50 ppm	50 mL	496 µg/L	1	3	50	99		6/17/21 21:30:40	N	II
RQ2106862-03	Magnesium, Total	MS	R2105781-014	Water	30.21 ppm	50 mL	30200 µg/L	1	30	1000	109		6/17/21 21:30:40	N	II
RQ2106862-03	Manganese, Total	MS	R2105781-014	Water	0.50 ppm	50 mL	497 µg/L	1	4	10	99		6/17/21 21:30:40	N	II
RQ2106862-03	Potassium, Total	MS	R2105781-014	Water	20.51 ppm	50 mL	20500 µg/L	1	400	2000	100		6/17/21 21:30:40	N	II

# indicates Final Result is not yet adjusted for Solids because it has not yet been determined.

Analytical Results Summary

Instrument Name: R-ICP-AES-06 **Analyst:** NMANSEN **Analysis Lot:** 727934 **Method/Testcode:** 6010C/Na T

Lab Code	Target Analytes	QC	Parent Sample	Matrix	Raw Result	Sample Amt.	Final Result	Dil	MDL	PQL	% Rec	% RSD	Date Analyzed	QC?	Tier
R2105781-007	Sodium, Total	N/A		Water	10.74 ppm	50 mL	10700 µg/L	1	200	1000			6/17/21 20:58:07	N	II
R2105781-008	Arsenic, Total	N/A		Water	0.00 ppm	50 mL	10 µg/L U	1	6	10			6/17/21 21:01:21	N	II
R2105781-008	Cadmium, Total	N/A		Water	0.00 ppm	50 mL	5.0 µg/L U	1	0.4	5.0			6/17/21 21:01:21	N	II
R2105781-008	Calcium, Total	N/A		Water	108.98 ppm	50 mL	109000 µg/L	1	300	1000			6/17/21 21:01:21	N	II
R2105781-008	Iron, Total	N/A		Water	0.38 ppm	50 mL	380 µg/L	1	70	100			6/17/21 21:01:21	N	II
R2105781-008	Lead, Total	N/A		Water	0.00 ppm	50 mL	5.0 µg/L U	1	2.1	5.0			6/17/21 21:01:21	N	II
R2105781-008	Magnesium, Total	N/A		Water	44.36 ppm	50 mL	44400 µg/L	1	30	1000			6/17/21 21:01:21	N	II
R2105781-008	Manganese, Total	N/A		Water	0.02 ppm	50 mL	18 µg/L	1	4	10			6/17/21 21:01:21	N	II
R2105781-008	Potassium, Total	N/A		Water	2.73 ppm	50 mL	2700 µg/L	1	400	2000			6/17/21 21:01:21	N	II
R2105781-008	Sodium, Total	N/A		Water	13.46 ppm	50 mL	13500 µg/L	1	200	1000			6/17/21 21:01:21	N	II
R2105781-009	Arsenic, Total	N/A		Water	0.00 ppm	50 mL	10 µg/L U	1	6	10			6/17/21 21:11:06	N	II
R2105781-009	Cadmium, Total	N/A		Water	0.00 ppm	50 mL	5.0 µg/L U	1	0.4	5.0			6/17/21 21:11:06	N	II
R2105781-009	Calcium, Total	N/A		Water	144.08 ppm	50 mL	144000 µg/L	1	300	1000			6/17/21 21:11:06	N	II
R2105781-009	Iron, Total	N/A		Water	0.12 ppm	50 mL	120 µg/L	1	70	100			6/17/21 21:11:06	N	II
R2105781-009	Lead, Total	N/A		Water	0.00 ppm	50 mL	5.0 µg/L U	1	2.1	5.0			6/17/21 21:11:06	N	II
R2105781-009	Magnesium, Total	N/A		Water	24.32 ppm	50 mL	24300 µg/L	1	30	1000			6/17/21 21:11:06	N	II
R2105781-009	Manganese, Total	N/A		Water	0.09 ppm	50 mL	85 µg/L	1	4	10			6/17/21 21:11:06	N	II
R2105781-009	Potassium, Total	N/A		Water	3.73 ppm	50 mL	3700 µg/L	1	400	2000			6/17/21 21:11:06	N	II
R2105781-009	Sodium, Total	N/A		Water	14.54 ppm	50 mL	14500 µg/L	1	200	1000			6/17/21 21:11:06	N	II
R2105781-010	Arsenic, Total	N/A		Water	0.00 ppm	50 mL	10 µg/L U	1	6	10			6/17/21 21:14:21	N	II
R2105781-010	Cadmium, Total	N/A		Water	0.00 ppm	50 mL	5.0 µg/L U	1	0.4	5.0			6/17/21 21:14:21	N	II
R2105781-010	Calcium, Total	N/A		Water	87.58 ppm	50 mL	87600 µg/L	1	300	1000			6/17/21 21:14:21	N	II
R2105781-010	Iron, Total	N/A		Water	0.03 ppm	50 mL	100 µg/L U	1	70	100			6/17/21 21:14:21	N	II
R2105781-010	Lead, Total	N/A		Water	0.00 ppm	50 mL	5.0 µg/L U	1	2.1	5.0			6/17/21 21:14:21	N	II
R2105781-010	Magnesium, Total	N/A		Water	19.48 ppm	50 mL	19500 µg/L	1	30	1000			6/17/21 21:14:21	N	II
R2105781-010	Manganese, Total	N/A		Water	0.02 ppm	50 mL	22 µg/L	1	4	10			6/17/21 21:14:21	N	II
R2105781-010	Potassium, Total	N/A		Water	2.61 ppm	50 mL	2600 µg/L	1	400	2000			6/17/21 21:14:21	N	II
R2105781-010	Sodium, Total	N/A		Water	42.74 ppm	50 mL	42700 µg/L	1	200	1000			6/17/21 21:14:21	N	II
R2105781-011	Arsenic, Total	N/A		Water	0.00 ppm	50 mL	10 µg/L U	1	6	10			6/17/21 21:17:35	N	II
R2105781-011	Cadmium, Total	N/A		Water	0.00 ppm	50 mL	5.0 µg/L U	1	0.4	5.0			6/17/21 21:17:35	N	II
R2105781-011	Calcium, Total	N/A		Water	102.74 ppm	50 mL	103000 µg/L	1	300	1000			6/17/21 21:17:35	N	II
R2105781-011	Iron, Total	N/A		Water	0.29 ppm	50 mL	290 µg/L	1	70	100			6/17/21 21:17:35	N	II
R2105781-011	Lead, Total	N/A		Water	0.00 ppm	50 mL	5.0 µg/L U	1	2.1	5.0			6/17/21 21:17:35	N	II
R2105781-011	Magnesium, Total	N/A		Water	27.54 ppm	50 mL	27500 µg/L	1	30	1000			6/17/21 21:17:35	N	II
R2105781-011	Manganese, Total	N/A		Water	0.01 ppm	50 mL	13 µg/L	1	4	10			6/17/21 21:17:35	N	II
R2105781-011	Potassium, Total	N/A		Water	4.01 ppm	50 mL	4000 µg/L	1	400	2000			6/17/21 21:17:35	N	II

# indicates Final Result is not yet adjusted for Solids because it has not yet been determined.

Analytical Results Summary

Instrument Name: R-ICP-AES-06 **Analyst:** NMANSEN **Analysis Lot:** 727934 **Method/Testcode:** 6010C/Na T

Lab Code	Target Analytes	QC	Parent Sample	Matrix	Raw Result	Sample Amt.	Final Result	Dil	MDL	PQL	% Rec	% RSD	Date Analyzed	QC?	Tier
RQ2106862-03	Sodium, Total	MS	R2105781-014	Water	23.11 ppm	50 mL	23100 µg/L	1	200	1000	99		6/17/21 21:30:40	N	II
RQ2106862-04	Arsenic, Total	DMS	R2105781-014	Water	0.04 ppm	50 mL	38 µg/L	1	6	10	94	3	6/17/21 21:33:54	N	II
RQ2106862-04	Cadmium, Total	DMS	R2105781-014	Water	0.05 ppm	50 mL	50.0 µg/L	1	0.4	5.0	100	1	6/17/21 21:33:54	N	II
RQ2106862-04	Calcium, Total	DMS	R2105781-014	Water	86.77 ppm	50 mL	86800 µg/L	1	300	1000	131*	<1	6/17/21 21:33:54	N	II
RQ2106862-04	Iron, Total	DMS	R2105781-014	Water	1.01 ppm	50 mL	1010 µg/L	1	70	100	101	<1	6/17/21 21:33:54	N	II
RQ2106862-04	Lead, Total	DMS	R2105781-014	Water	0.50 ppm	50 mL	499 µg/L	1	3	50	100	<1	6/17/21 21:33:54	N	II
RQ2106862-04	Magnesium, Total	DMS	R2105781-014	Water	30.46 ppm	50 mL	30500 µg/L	1	30	1000	122	<1	6/17/21 21:33:54	N	II
RQ2106862-04	Manganese, Total	DMS	R2105781-014	Water	0.50 ppm	50 mL	500 µg/L	1	4	10	100	<1	6/17/21 21:33:54	N	II
RQ2106862-04	Potassium, Total	DMS	R2105781-014	Water	20.74 ppm	50 mL	20700 µg/L	1	400	2000	101	1	6/17/21 21:33:54	N	II
RQ2106862-04	Sodium, Total	DMS	R2105781-014	Water	23.32 ppm	50 mL	23300 µg/L	1	200	1000	100	<1	6/17/21 21:33:54	N	II
R2105781-015	Arsenic, Total	N/A		Water	0.00 ppm	50 mL	10 µg/L U	1	6	10			6/17/21 21:50:11	N	II
R2105781-015	Cadmium, Total	N/A		Water	0.00 ppm	50 mL	5.0 µg/L U	1	0.4	5.0			6/17/21 21:50:11	N	II
R2105781-015	Calcium, Total	N/A		Water	76.33 ppm	50 mL	76300 µg/L	1	300	1000			6/17/21 21:50:11	N	II
R2105781-015	Iron, Total	N/A		Water	0.03 ppm	50 mL	100 µg/L U	1	70	100			6/17/21 21:50:11	N	II
R2105781-015	Lead, Total	N/A		Water	0.00 ppm	50 mL	5.0 µg/L U	1	2.1	5.0			6/17/21 21:50:11	N	II
R2105781-015	Magnesium, Total	N/A		Water	12.57 ppm	50 mL	12600 µg/L	1	30	1000			6/17/21 21:50:11	N	II
R2105781-015	Manganese, Total	N/A		Water	0.04 ppm	50 mL	39 µg/L	1	4	10			6/17/21 21:50:11	N	II
R2105781-015	Potassium, Total	N/A		Water	1.39 ppm	50 mL	1400 µg/L J	1	400	2000			6/17/21 21:50:11	N	II
R2105781-015	Sodium, Total	N/A		Water	11.06 ppm	50 mL	11100 µg/L	1	200	1000			6/17/21 21:50:11	N	II
R2105781-016	Arsenic, Total	N/A		Water	-0.01 ppm	50 mL	10 µg/L U	1	6	10			6/17/21 21:53:27	N	II
R2105781-016	Cadmium, Total	N/A		Water	0.00 ppm	50 mL	5.0 µg/L U	1	0.4	5.0			6/17/21 21:53:27	N	II
R2105781-016	Calcium, Total	N/A		Water	140.32 ppm	50 mL	140000 µg/L	1	300	1000			6/17/21 21:53:27	N	II
R2105781-016	Iron, Total	N/A		Water	0.31 ppm	50 mL	310 µg/L	1	70	100			6/17/21 21:53:27	N	II
R2105781-016	Lead, Total	N/A		Water	0.00 ppm	50 mL	5.0 µg/L U	1	2.1	5.0			6/17/21 21:53:27	N	II
R2105781-016	Magnesium, Total	N/A		Water	35.47 ppm	50 mL	35500 µg/L	1	30	1000			6/17/21 21:53:27	N	II
R2105781-016	Manganese, Total	N/A		Water	0.12 ppm	50 mL	121 µg/L	1	4	10			6/17/21 21:53:27	N	II
R2105781-016	Potassium, Total	N/A		Water	8.51 ppm	50 mL	8500 µg/L	1	400	2000			6/17/21 21:53:27	N	II
R2105781-016	Sodium, Total	N/A		Water	4.22 ppm	50 mL	4200 µg/L	1	200	1000			6/17/21 21:53:27	N	II
R2105854-001	Iron, Total	N/A		Water	2.68 ppm	50 mL	2680 µg/L	1	70	100			6/17/21 21:56:42	N	II
R2105854-001	Manganese, Total	N/A		Water	0.52 ppm	50 mL	515 µg/L	1	4	10			6/17/21 21:56:42	N	II
R2105862-001	Aluminum, Total	N/A		Water	0.69 ppm	50 mL	690 µg/L	1	30	100			6/17/21 21:59:57	N	IV
R2105862-001	Antimony, Total	N/A		Water	0.00 ppm	50 mL	60 µg/L U	1	7	60			6/17/21 21:59:57	N	IV
R2105862-001	Arsenic, Total	N/A		Water	0.00 ppm	50 mL	10 µg/L U	1	6	10			6/17/21 21:59:57	N	IV
R2105862-001	Barium, Total	N/A		Water	0.12 ppm	50 mL	116 µg/L	1	3	20			6/17/21 21:59:57	N	IV
R2105862-001	Beryllium, Total	N/A		Water	0.00 ppm	50 mL	3.0 µg/L U	1	0.2	3.0			6/17/21 21:59:57	N	IV
R2105862-001	Boron, Total	N/A		Water	0.05 ppm	50 mL	50 µg/L J	1	20	200			6/17/21 21:59:57	N	IV

# indicates Final Result is not yet adjusted for Solids because it has not yet been determined.

Analytical Results Summary

Instrument Name: R-ICP-AES-06 **Analyst:** NMANSEN **Analysis Lot:** 727934 **Method/Testcode:** 6010C/Cd T

Lab Code	Target Analytes	QC	Parent Sample	Matrix	Raw Result	Sample Amt.	Final Result	Dil	MDL	PQL	% Rec	% RSD	Date Analyzed	QC?	Tier
R2105862-001	Cadmium, Total	N/A		Water	0.00 ppm	50 mL	5.0 µg/L U	1	0.4	5.0			6/17/21 21:59:57	N	IV
R2105862-001	Calcium, Total	N/A		Water	144.73 ppm	50 mL	145000 µg/L	1	300	1000			6/17/21 21:59:57	N	IV
R2105862-001	Chromium, Total	N/A		Water	0.00 ppm	50 mL	10 µg/L U	1	2	10			6/17/21 21:59:57	N	IV
R2105862-001	Cobalt, Total	N/A		Water	0.01 ppm	50 mL	8 µg/L J	1	0.9	50			6/17/21 21:59:57	N	IV
R2105862-001	Copper, Total	N/A		Water	0.00 ppm	50 mL	20 µg/L U	1	4	20			6/17/21 21:59:57	N	IV
R2105862-001	Iron, Total	N/A		Water	13.29 ppm	50 mL	13300 µg/L	1	70	100			6/17/21 21:59:57	N	IV
R2105862-001	Lead, Total	N/A		Water	0.00 ppm	50 mL	5.0 µg/L U	1	2.1	5.0			6/17/21 21:59:57	N	IV
R2105862-001	Magnesium, Total	N/A		Water	40.09 ppm	50 mL	40100 µg/L	1	30	1000			6/17/21 21:59:57	N	IV
R2105862-001	Manganese, Total	N/A		Water	3.62 ppm	50 mL	3620 µg/L	1	4	10			6/17/21 21:59:57	N	IV
R2105862-001	Nickel, Total	N/A		Water	0.00 ppm	50 mL	40 µg/L U	1	3	40			6/17/21 21:59:57	N	IV
R2105862-001	Potassium, Total	N/A		Water	4.41 ppm	50 mL	4400 µg/L	1	400	2000			6/17/21 21:59:57	N	IV
R2105862-001	Selenium, Total	N/A		Water	0.00 ppm	50 mL	10 µg/L U	1	7	10			6/17/21 21:59:57	N	IV
R2105862-001	Silver, Total	N/A		Water	0.00 ppm	50 mL	10 µg/L U	1	0.6	10			6/17/21 21:59:57	N	IV
R2105862-001	Sodium, Total	N/A		Water	107.27 ppm	50 mL	107000 µg/L	1	200	1000			6/17/21 21:59:57	N	IV
R2105862-001	Thallium, Total	N/A		Water	0.00 ppm	50 mL	10 µg/L U	1	7	10			6/17/21 21:59:57	N	IV
R2105862-001	Vanadium, Total	N/A		Water	0.00 ppm	50 mL	2 µg/L J	1	0.7	50			6/17/21 21:59:57	N	IV
R2105862-001	Zinc, Total	N/A		Water	0.01 ppm	50 mL	5 µg/L J	1	3	20			6/17/21 21:59:57	N	IV
R2105862-002	Aluminum, Total	N/A		Water	0.00 ppm	50 mL	100 µg/L U	1	30	100			6/17/21 22:03:12	N	IV
R2105862-002	Antimony, Total	N/A		Water	0.00 ppm	50 mL	60 µg/L U	1	7	60			6/17/21 22:03:12	N	IV
R2105862-002	Arsenic, Total	N/A		Water	0.00 ppm	50 mL	10 µg/L U	1	6	10			6/17/21 22:03:12	N	IV
R2105862-002	Barium, Total	N/A		Water	0.14 ppm	50 mL	140 µg/L	1	3	20			6/17/21 22:03:12	N	IV
R2105862-002	Beryllium, Total	N/A		Water	0.00 ppm	50 mL	3.0 µg/L U	1	0.2	3.0			6/17/21 22:03:12	N	IV
R2105862-002	Boron, Total	N/A		Water	0.05 ppm	50 mL	50 µg/L J	1	20	200			6/17/21 22:03:12	N	IV
R2105862-002	Cadmium, Total	N/A		Water	0.00 ppm	50 mL	5.0 µg/L U	1	0.4	5.0			6/17/21 22:03:12	N	IV
R2105862-002	Calcium, Total	N/A		Water	177.43 ppm	50 mL	177000 µg/L	1	300	1000			6/17/21 22:03:12	N	IV
R2105862-002	Chromium, Total	N/A		Water	0.00 ppm	50 mL	10 µg/L U	1	2	10			6/17/21 22:03:12	N	IV
R2105862-002	Cobalt, Total	N/A		Water	0.00 ppm	50 mL	50 µg/L U	1	0.9	50			6/17/21 22:03:12	N	IV
R2105862-002	Copper, Total	N/A		Water	0.00 ppm	50 mL	20 µg/L U	1	4	20			6/17/21 22:03:12	N	IV
R2105862-002	Iron, Total	N/A		Water	0.28 ppm	50 mL	280 µg/L	1	70	100			6/17/21 22:03:12	N	IV
R2105862-002	Lead, Total	N/A		Water	0.00 ppm	50 mL	5.0 µg/L U	1	2.1	5.0			6/17/21 22:03:12	N	IV
R2105862-002	Magnesium, Total	N/A		Water	42.49 ppm	50 mL	42500 µg/L	1	30	1000			6/17/21 22:03:12	N	IV
R2105862-002	Manganese, Total	N/A		Water	0.13 ppm	50 mL	129 µg/L	1	4	10			6/17/21 22:03:12	N	IV
R2105862-002	Nickel, Total	N/A		Water	0.00 ppm	50 mL	40 µg/L U	1	3	40			6/17/21 22:03:12	N	IV
R2105862-002	Potassium, Total	N/A		Water	4.10 ppm	50 mL	4100 µg/L	1	400	2000			6/17/21 22:03:12	N	IV
R2105862-002	Selenium, Total	N/A		Water	0.00 ppm	50 mL	10 µg/L U	1	7	10			6/17/21 22:03:12	N	IV
R2105862-002	Silver, Total	N/A		Water	0.00 ppm	50 mL	10 µg/L U	1	0.6	10			6/17/21 22:03:12	N	IV

# indicates Final Result is not yet adjusted for Solids because it has not yet been determined.

Analytical Results Summary

Instrument Name: R-ICP-AES-06 **Analyst:** NMANSEN **Analysis Lot:** 727934 **Method/Testcode:** 6010C/Na T

Lab Code	Target Analytes	QC	Parent Sample	Matrix	Raw Result	Sample Amt.	Final Result	Dil	MDL	PQL	% Rec	% RSD	Date Analyzed	QC?	Tier
R2105862-002	Sodium, Total	N/A		Water	68.80 ppm	50 mL	68800 µg/L	1	200	1000			6/17/21 22:03:12	N	IV
R2105862-002	Thallium, Total	N/A		Water	0.00 ppm	50 mL	10 µg/L U	1	7	10			6/17/21 22:03:12	N	IV
R2105862-002	Vanadium, Total	N/A		Water	0.00 ppm	50 mL	50 µg/L U	1	0.7	50			6/17/21 22:03:12	N	IV
R2105862-002	Zinc, Total	N/A		Water	0.00 ppm	50 mL	5 µg/L J	1	3	20			6/17/21 22:03:12	N	IV
R2105862-003	Aluminum, Total	N/A		Water	0.02 ppm	50 mL	100 µg/L U	1	30	100			6/17/21 22:06:28	N	IV
R2105862-003	Antimony, Total	N/A		Water	0.00 ppm	50 mL	60 µg/L U	1	7	60			6/17/21 22:06:28	N	IV
R2105862-003	Arsenic, Total	N/A		Water	0.00 ppm	50 mL	10 µg/L U	1	6	10			6/17/21 22:06:28	N	IV
R2105862-003	Barium, Total	N/A		Water	0.11 ppm	50 mL	112 µg/L	1	3	20			6/17/21 22:06:28	N	IV
R2105862-003	Beryllium, Total	N/A		Water	0.00 ppm	50 mL	3.0 µg/L U	1	0.2	3.0			6/17/21 22:06:28	N	IV
R2105862-003	Boron, Total	N/A		Water	2.40 ppm	50 mL	2400 µg/L	1	20	200			6/17/21 22:06:28	N	IV
R2105862-003	Cadmium, Total	N/A		Water	0.00 ppm	50 mL	5.0 µg/L U	1	0.4	5.0			6/17/21 22:06:28	N	IV
R2105862-003	Calcium, Total	N/A		Water	137.68 ppm	50 mL	138000 µg/L	1	300	1000			6/17/21 22:06:28	N	IV
R2105862-003	Chromium, Total	N/A		Water	0.01 ppm	50 mL	8 µg/L J	1	2	10			6/17/21 22:06:28	N	IV
R2105862-003	Cobalt, Total	N/A		Water	0.02 ppm	50 mL	19 µg/L J	1	0.9	50			6/17/21 22:06:28	N	IV
R2105862-003	Copper, Total	N/A		Water	0.01 ppm	50 mL	13 µg/L J	1	4	20			6/17/21 22:06:28	N	IV
R2105862-003	Iron, Total	N/A		Water	0.71 ppm	50 mL	710 µg/L	1	70	100			6/17/21 22:06:28	N	IV
R2105862-003	Lead, Total	N/A		Water	0.00 ppm	50 mL	5.0 µg/L U	1	2.1	5.0			6/17/21 22:06:28	N	IV
R2105862-003	Magnesium, Total	N/A		Water	73.95 ppm	50 mL	74000 µg/L	1	30	1000			6/17/21 22:06:28	N	IV
R2105862-003	Manganese, Total	N/A		Water	1.08 ppm	50 mL	1080 µg/L	1	4	10			6/17/21 22:06:28	N	IV
R2105862-003	Nickel, Total	N/A		Water	0.09 ppm	50 mL	90 µg/L	1	3	40			6/17/21 22:06:28	N	IV
R2105862-003	Potassium, Total	N/A		Water	70.34 ppm	50 mL	70300 µg/L	1	400	2000			6/17/21 22:06:28	N	IV
R2105862-003	Selenium, Total	N/A		Water	0.00 ppm	50 mL	10 µg/L U	1	7	10			6/17/21 22:06:28	N	IV
R2105862-003	Silver, Total	N/A		Water	0.00 ppm	50 mL	10 µg/L U	1	0.6	10			6/17/21 22:06:28	N	IV
R2105862-003	Thallium, Total	N/A		Water	0.00 ppm	50 mL	10 µg/L U	1	7	10			6/17/21 22:06:28	N	IV
R2105862-003	Vanadium, Total	N/A		Water	0.00 ppm	50 mL	1 µg/L J	1	0.7	50			6/17/21 22:06:28	N	IV
R2105862-003	Zinc, Total	N/A		Water	0.00 ppm	50 mL	4 µg/L J	1	3	20			6/17/21 22:06:28	N	IV

# indicates Final Result is not yet adjusted for Solids because it has not yet been determined.

Analytical Results Summary

Instrument Name: R-ICP-AES-06 **Analyst:** NMANSEN **Analysis Lot:** 727935 **Method/Testcode:** 6010C/Al T

Lab Code	Target Analytes	QC	Parent Sample	Matrix	Raw Result	Sample Amt.	Final Result	Dil	MDL	PQL	% Rec	% RSD	Date Analyzed	QC?	Tier
RQ2106864-01	Aluminum, Total	MB		Water	0.02 ppm	50 mL	100 µg/L U	1	30	100			6/17/21 22:39:02	N	IV
RQ2106864-01	Antimony, Total	MB		Water	0.00 ppm	50 mL	60 µg/L U	1	7	60			6/17/21 22:39:02	N	IV
RQ2106864-01	Arsenic, Total	MB		Water	0.00 ppm	50 mL	10 µg/L U	1	6	10			6/17/21 22:39:02	N	IV
RQ2106864-01	Barium, Total	MB		Water	0.00 ppm	50 mL	20 µg/L U	1	3	20			6/17/21 22:39:02	N	IV
RQ2106864-01	Beryllium, Total	MB		Water	0.00 ppm	50 mL	3.0 µg/L U	1	0.2	3.0			6/17/21 22:39:02	N	IV
RQ2106864-01	Boron, Total	MB		Water	0.00 ppm	50 mL	200 µg/L U	1	20	200			6/17/21 22:39:02	N	IV
RQ2106864-01	Cadmium, Total	MB		Water	0.00 ppm	50 mL	5.0 µg/L U	1	0.4	5.0			6/17/21 22:39:02	N	IV
RQ2106864-01	Calcium, Dissolved	MB		Water	0.01 ppm	50 mL	1000 µg/L U	1	300	1000			6/17/21 22:39:02	N	IV
RQ2106864-01	Calcium, Total	MB		Water	0.01 ppm	50 mL	1000 µg/L U	1	300	1000			6/17/21 22:39:02	N	IV
RQ2106864-01	Chromium, Total	MB		Water	0.00 ppm	50 mL	10 µg/L U	1	2	10			6/17/21 22:39:02	N	IV
RQ2106864-01	Cobalt, Total	MB		Water	0.00 ppm	50 mL	50 µg/L U	1	0.9	50			6/17/21 22:39:02	N	IV
RQ2106864-01	Copper, Total	MB		Water	0.00 ppm	50 mL	20 µg/L U	1	4	20			6/17/21 22:39:02	N	IV
RQ2106864-01	Iron, Dissolved	MB		Water	0.00 ppm	50 mL	100 µg/L U	1	70	100			6/17/21 22:39:02	N	IV
RQ2106864-01	Iron, Total	MB		Water	0.00 ppm	50 mL	100 µg/L U	1	70	100			6/17/21 22:39:02	N	IV
RQ2106864-01	Lead, Total	MB		Water	0.00 ppm	50 mL	50 µg/L U	1	3	50			6/17/21 22:39:02	N	IV
RQ2106864-01	Magnesium, Dissolved	MB		Water	0.00 ppm	50 mL	1000 µg/L U	1	30	1000			6/17/21 22:39:02	N	IV
RQ2106864-01	Magnesium, Total	MB		Water	0.00 ppm	50 mL	1000 µg/L U	1	30	1000			6/17/21 22:39:02	N	IV
RQ2106864-01	Manganese, Dissolved	MB		Water	0.00 ppm	50 mL	10 µg/L U	1	4	10			6/17/21 22:39:02	N	IV
RQ2106864-01	Manganese, Total	MB		Water	0.00 ppm	50 mL	10 µg/L U	1	4	10			6/17/21 22:39:02	N	IV
RQ2106864-01	Molybdenum, Total	MB		Water	0.00 ppm	50 mL	25 µg/L U	1	3	25			6/17/21 22:39:02	N	IV
RQ2106864-01	Nickel, Total	MB		Water	0.00 ppm	50 mL	40 µg/L U	1	3	40			6/17/21 22:39:02	N	IV
RQ2106864-01	Potassium, Dissolved	MB		Water	0.00 ppm	50 mL	2000 µg/L U	1	400	2000			6/17/21 22:39:02	N	IV
RQ2106864-01	Potassium, Total	MB		Water	0.00 ppm	50 mL	2000 µg/L U	1	400	2000			6/17/21 22:39:02	N	IV
RQ2106864-01	Selenium, Total	MB		Water	0.00 ppm	50 mL	10 µg/L U	1	7	10			6/17/21 22:39:02	N	IV
RQ2106864-01	Silver, Total	MB		Water	0.00 ppm	50 mL	10 µg/L U	1	0.6	10			6/17/21 22:39:02	N	IV
RQ2106864-01	Sodium, Total	MB		Water	0.03 ppm	50 mL	1000 µg/L U	1	200	1000			6/17/21 22:39:02	N	IV
RQ2106864-01	Strontium, Total	MB		Water	0.00 ppm	50 mL	100 µg/L U	1	2	100			6/17/21 22:39:02	N	IV
RQ2106864-01	Thallium, Total	MB		Water	0.00 ppm	50 mL	10 µg/L U	1	7	10			6/17/21 22:39:02	N	IV
RQ2106864-01	Tin, Total	MB		Water	0.00 ppm	50 mL	500 µg/L U	1	8	500			6/17/21 22:39:02	N	IV
RQ2106864-01	Vanadium, Total	MB		Water	0.00 ppm	50 mL	50 µg/L U	1	0.7	50			6/17/21 22:39:02	N	IV
RQ2106864-01	Zinc, Total	MB		Water	0.00 ppm	50 mL	20 µg/L U	1	3	20			6/17/21 22:39:02	N	IV
RQ2106864-03	Calcium, Dissolved	MB		Water	0.02 ppm	50 mL	1000 µg/L U	1	300	1000			6/17/21 22:42:17	N	IV
RQ2106864-03	Iron, Dissolved	MB		Water	0.00 ppm	50 mL	100 µg/L U	1	70	100			6/17/21 22:42:17	N	IV
RQ2106864-03	Magnesium, Dissolved	MB		Water	0.00 ppm	50 mL	1000 µg/L U	1	30	1000			6/17/21 22:42:17	N	IV
RQ2106864-03	Manganese, Dissolved	MB		Water	0.00 ppm	50 mL	10 µg/L U	1	4	10			6/17/21 22:42:17	N	IV
RQ2106864-03	Potassium, Dissolved	MB		Water	0.00 ppm	50 mL	2000 µg/L U	1	400	2000			6/17/21 22:42:17	N	IV

# indicates Final Result is not yet adjusted for Solids because it has not yet been determined.

Analytical Results Summary

Instrument Name: R-ICP-AES-06 **Analyst:** NMANSEN **Analysis Lot:** 727935 **Method/Testcode:** 6010C/Al T

Lab Code	Target Analytes	QC	Parent Sample	Matrix	Raw Result	Sample Amt.	Final Result	Dil	MDL	PQL	% Rec	% RSD	Date Analyzed	QC?	Tier
RQ2106864-02	Aluminum, Total	LCS		Water	1.99 ppm	50 mL	1990 µg/L	1	30	100	100		6/17/21 22:45:32	N	IV
RQ2106864-02	Antimony, Total	LCS		Water	0.49 ppm	50 mL	489 µg/L	1	7	60	98		6/17/21 22:45:32	N	IV
RQ2106864-02	Arsenic, Total	LCS		Water	0.03 ppm	50 mL	34.9 µg/L	1	6	10	87		6/17/21 22:45:32	N	IV
RQ2106864-02	Barium, Total	LCS		Water	2.06 ppm	50 mL	2060 µg/L	1	3	20	103		6/17/21 22:45:32	N	IV
RQ2106864-02	Beryllium, Total	LCS		Water	0.05 ppm	50 mL	50.9 µg/L	1	0.2	3.0	102		6/17/21 22:45:32	N	IV
RQ2106864-02	Boron, Total	LCS		Water	1.00 ppm	50 mL	998 µg/L	1	20	200	100		6/17/21 22:45:32	N	IV
RQ2106864-02	Cadmium, Total	LCS		Water	0.05 ppm	50 mL	52.1 µg/L	1	0.4	5.0	104		6/17/21 22:45:32	N	IV
RQ2106864-02	Calcium, Dissolved	LCS		Water	2.07 ppm	50 mL	2070 µg/L	1	300	1000	103		6/17/21 22:45:32	N	IV
RQ2106864-02	Calcium, Total	LCS		Water	2.07 ppm	50 mL	2070 µg/L	1	300	1000	103		6/17/21 22:45:32	N	IV
RQ2106864-02	Chromium, Total	LCS		Water	0.21 ppm	50 mL	205 µg/L	1	2	10	103		6/17/21 22:45:32	N	IV
RQ2106864-02	Cobalt, Total	LCS		Water	0.51 ppm	50 mL	514 µg/L	1	0.9	50	103		6/17/21 22:45:32	N	IV
RQ2106864-02	Copper, Total	LCS		Water	0.25 ppm	50 mL	247 µg/L	1	4	20	99		6/17/21 22:45:32	N	IV
RQ2106864-02	Iron, Dissolved	LCS		Water	1.02 ppm	50 mL	1020 µg/L	1	70	100	102		6/17/21 22:45:32	N	IV
RQ2106864-02	Iron, Total	LCS		Water	1.02 ppm	50 mL	1020 µg/L	1	70	100	102		6/17/21 22:45:32	N	IV
RQ2106864-02	Lead, Total	LCS		Water	0.51 ppm	50 mL	511 µg/L	1	3	50	102		6/17/21 22:45:32	N	IV
RQ2106864-02	Magnesium, Dissolved	LCS		Water	1.99 ppm	50 mL	1990 µg/L	1	30	1000	99		6/17/21 22:45:32	N	IV
RQ2106864-02	Magnesium, Total	LCS		Water	1.99 ppm	50 mL	1990 µg/L	1	30	1000	99		6/17/21 22:45:32	N	IV
RQ2106864-02	Manganese, Dissolved	LCS		Water	0.50 ppm	50 mL	503 µg/L	1	4	10	101		6/17/21 22:45:32	N	IV
RQ2106864-02	Manganese, Total	LCS		Water	0.50 ppm	50 mL	503 µg/L	1	4	10	101		6/17/21 22:45:32	N	IV
RQ2106864-02	Molybdenum, Total	LCS		Water	0.50 ppm	50 mL	496 µg/L	1	3	25	99		6/17/21 22:45:32	N	IV
RQ2106864-02	Nickel, Total	LCS		Water	0.51 ppm	50 mL	515 µg/L	1	3	40	103		6/17/21 22:45:32	N	IV
RQ2106864-02	Potassium, Dissolved	LCS		Water	19.55 ppm	50 mL	19500 µg/L	1	400	2000	98		6/17/21 22:45:32	N	IV
RQ2106864-02	Potassium, Total	LCS		Water	19.55 ppm	50 mL	19500 µg/L	1	400	2000	98		6/17/21 22:45:32	N	IV
RQ2106864-02	Selenium, Total	LCS		Water	1.02 ppm	50 mL	1020 µg/L	1	7	10	101		6/17/21 22:45:32	N	IV
RQ2106864-02	Silver, Total	LCS		Water	0.05 ppm	50 mL	48.5 µg/L	1	0.6	10	97		6/17/21 22:45:32	N	IV
RQ2106864-02	Sodium, Total	LCS		Water	19.88 ppm	50 mL	19900 µg/L	1	200	1000	99		6/17/21 22:45:32	N	IV
RQ2106864-02	Strontium, Total	LCS		Water	2.01 ppm	50 mL	2010 µg/L	1	2	100	100		6/17/21 22:45:32	N	IV
RQ2106864-02	Thallium, Total	LCS		Water	1.87 ppm	50 mL	1870 µg/L	1	7	10	93		6/17/21 22:45:32	N	IV
RQ2106864-02	Tin, Total	LCS		Water	4.93 ppm	50 mL	4930 µg/L	1	8	500	99		6/17/21 22:45:32	N	IV
RQ2106864-02	Vanadium, Total	LCS		Water	0.50 ppm	50 mL	502 µg/L	1	0.7	50	100		6/17/21 22:45:32	N	IV
RQ2106864-02	Zinc, Total	LCS		Water	0.51 ppm	50 mL	513 µg/L	1	3	20	103		6/17/21 22:45:32	N	IV
R2105710-001	Calcium, Total	N/A		Water	75.16 ppm	50 mL	75200 µg/L	1	300	1000			6/17/21 22:48:47	N	IV
R2105710-001	Iron, Total	N/A		Water	0.02 ppm	50 mL	100 µg/L U	1	70	100			6/17/21 22:48:47	N	IV
R2105710-001	Magnesium, Total	N/A		Water	17.22 ppm	50 mL	17200 µg/L	1	30	1000			6/17/21 22:48:47	N	IV
R2105710-001	Manganese, Total	N/A		Water	0.23 ppm	50 mL	234 µg/L	1	4	10			6/17/21 22:48:47	N	IV
R2105710-001	Potassium, Total	N/A		Water	1.75 ppm	50 mL	1800 µg/L J	1	400	2000			6/17/21 22:48:47	N	IV

# indicates Final Result is not yet adjusted for Solids because it has not yet been determined.

Analytical Results Summary

Instrument Name: R-ICP-AES-06 **Analyst:** NMANSEN **Analysis Lot:** 727935 **Method/Testcode:** 6010C/Ca D

Lab Code	Target Analytes	QC	Parent Sample	Matrix	Raw Result	Sample Amt.	Final Result	Dil	MDL	PQL	% Rec	% RSD	Date Analyzed	QC?	Tier
R2105710-002	Calcium, Dissolved	N/A		Water	74.52 ppm	50 mL	74500 µg/L	1	300	1000			6/17/21 22:52:02	N	IV
R2105710-002	Iron, Dissolved	N/A		Water	0.01 ppm	50 mL	100 µg/L U	1	70	100			6/17/21 22:52:02	N	IV
R2105710-002	Magnesium, Dissolved	N/A		Water	17.08 ppm	50 mL	17100 µg/L	1	30	1000			6/17/21 22:52:02	N	IV
R2105710-002	Manganese, Dissolved	N/A		Water	0.22 ppm	50 mL	219 µg/L	1	4	10			6/17/21 22:52:02	N	IV
R2105710-002	Potassium, Dissolved	N/A		Water	1.72 ppm	50 mL	1700 µg/L J	1	400	2000			6/17/21 22:52:02	N	IV
R2105710-004	Calcium, Total	N/A		Water	74.56 ppm	50 mL	74600 µg/L	1	300	1000			6/17/21 22:55:17	N	IV
R2105710-004	Iron, Total	N/A		Water	0.00 ppm	50 mL	100 µg/L U	1	70	100			6/17/21 22:55:17	N	IV
R2105710-004	Magnesium, Total	N/A		Water	17.13 ppm	50 mL	17100 µg/L	1	30	1000			6/17/21 22:55:17	N	IV
R2105710-004	Manganese, Total	N/A		Water	0.00 ppm	50 mL	10 µg/L U	1	4	10			6/17/21 22:55:17	N	IV
R2105710-004	Potassium, Total	N/A		Water	1.72 ppm	50 mL	1700 µg/L J	1	400	2000			6/17/21 22:55:17	N	IV
R2105710-005	Calcium, Dissolved	N/A		Water	74.36 ppm	50 mL	74400 µg/L	1	300	1000			6/17/21 22:58:32	N	IV
R2105710-005	Iron, Dissolved	N/A		Water	0.00 ppm	50 mL	100 µg/L U	1	70	100			6/17/21 22:58:32	N	IV
R2105710-005	Magnesium, Dissolved	N/A		Water	17.05 ppm	50 mL	17000 µg/L	1	30	1000			6/17/21 22:58:32	N	IV
R2105710-005	Manganese, Dissolved	N/A		Water	0.00 ppm	50 mL	10 µg/L U	1	4	10			6/17/21 22:58:32	N	IV
R2105710-005	Potassium, Dissolved	N/A		Water	1.71 ppm	50 mL	1700 µg/L J	1	400	2000			6/17/21 22:58:32	N	IV
R2105710-006	Calcium, Total	N/A		Water	74.50 ppm	50 mL	74500 µg/L	1	300	1000			6/17/21 23:01:47	N	IV
R2105710-006	Iron, Total	N/A		Water	0.00 ppm	50 mL	100 µg/L U	1	70	100			6/17/21 23:01:47	N	IV
R2105710-006	Magnesium, Total	N/A		Water	17.11 ppm	50 mL	17100 µg/L	1	30	1000			6/17/21 23:01:47	N	IV
R2105710-006	Manganese, Total	N/A		Water	0.00 ppm	50 mL	10 µg/L U	1	4	10			6/17/21 23:01:47	N	IV
R2105710-006	Potassium, Total	N/A		Water	1.71 ppm	50 mL	1700 µg/L J	1	400	2000			6/17/21 23:01:47	N	IV
R2105710-007	Calcium, Dissolved	N/A		Water	74.49 ppm	50 mL	74500 µg/L	1	300	1000			6/17/21 23:05:02	N	IV
R2105710-007	Iron, Dissolved	N/A		Water	0.00 ppm	50 mL	100 µg/L U	1	70	100			6/17/21 23:05:02	N	IV
R2105710-007	Magnesium, Dissolved	N/A		Water	17.09 ppm	50 mL	17100 µg/L	1	30	1000			6/17/21 23:05:02	N	IV
R2105710-007	Manganese, Dissolved	N/A		Water	0.00 ppm	50 mL	10 µg/L U	1	4	10			6/17/21 23:05:02	N	IV
R2105710-007	Potassium, Dissolved	N/A		Water	1.72 ppm	50 mL	1700 µg/L J	1	400	2000			6/17/21 23:05:02	N	IV
R2105892-002	Aluminum, Total	N/A		Water	0.07 ppm	50 mL	100 µg/L U	1	30	100			6/17/21 23:18:03	N	IV
R2105892-002	Antimony, Total	N/A		Water	0.00 ppm	50 mL	60 µg/L U	1	7	60			6/17/21 23:18:03	N	IV
R2105892-002	Arsenic, Total	N/A		Water	0.00 ppm	50 mL	10 µg/L U	1	6	10			6/17/21 23:18:03	N	IV
R2105892-002	Barium, Total	N/A		Water	0.08 ppm	50 mL	78 µg/L	1	3	20			6/17/21 23:18:03	N	IV
R2105892-002	Beryllium, Total	N/A		Water	0.00 ppm	50 mL	3.0 µg/L U	1	0.2	3.0			6/17/21 23:18:03	N	IV
R2105892-002	Boron, Total	N/A		Water	0.15 ppm	50 mL	200 µg/L U	1	20	200			6/17/21 23:18:03	N	IV
R2105892-002	Cadmium, Total	N/A		Water	0.00 ppm	50 mL	5.0 µg/L U	1	0.4	5.0			6/17/21 23:18:03	N	IV
R2105892-002	Calcium, Total	N/A		Water	86.31 ppm	50 mL	86300 µg/L	1	300	1000			6/17/21 23:18:03	N	IV
R2105892-002	Chromium, Total	N/A		Water	-0.01 ppm	50 mL	10 µg/L U	1	2	10			6/17/21 23:18:03	N	IV
R2105892-002	Cobalt, Total	N/A		Water	0.00 ppm	50 mL	50 µg/L U	1	0.9	50			6/17/21 23:18:03	N	IV
R2105892-002	Copper, Total	N/A		Water	0.00 ppm	50 mL	20 µg/L U	1	4	20			6/17/21 23:18:03	N	IV

# indicates Final Result is not yet adjusted for Solids because it has not yet been determined.

Analytical Results Summary

Instrument Name: R-ICP-AES-06 **Analyst:** NMANSEN **Analysis Lot:** 727935 **Method/Testcode:** 6010C/Fe T

Lab Code	Target Analytes	QC	Parent Sample	Matrix	Raw Result	Sample Amt.	Final Result	Dil	MDL	PQL	% Rec	% RSD	Date Analyzed	QC?	Tier
R2105892-002	Iron, Total	N/A		Water	2.73 ppm	50 mL	2730 µg/L	1	70	100			6/17/21 23:18:03	N	IV
R2105892-002	Lead, Total	N/A		Water	0.00 ppm	50 mL	5.0 µg/L U	1	2.1	5.0			6/17/21 23:18:03	N	IV
R2105892-002	Magnesium, Total	N/A		Water	20.25 ppm	50 mL	20200 µg/L	1	30	1000			6/17/21 23:18:03	N	IV
R2105892-002	Nickel, Total	N/A		Water	0.00 ppm	50 mL	40 µg/L U	1	3	40			6/17/21 23:18:03	N	IV
R2105892-002	Potassium, Total	N/A		Water	2.65 ppm	50 mL	2600 µg/L	1	400	2000			6/17/21 23:18:03	N	IV
R2105892-002	Selenium, Total	N/A		Water	0.00 ppm	50 mL	10 µg/L U	1	7	10			6/17/21 23:18:03	N	IV
R2105892-002	Silver, Total	N/A		Water	0.00 ppm	50 mL	10 µg/L U	1	0.6	10			6/17/21 23:18:03	N	IV
R2105892-002	Sodium, Total	N/A		Water	38.11 ppm	50 mL	38100 µg/L	1	200	1000			6/17/21 23:18:03	N	IV
R2105892-002	Thallium, Total	N/A		Water	0.00 ppm	50 mL	10 µg/L U	1	7	10			6/17/21 23:18:03	N	IV
R2105892-002	Vanadium, Total	N/A		Water	0.00 ppm	50 mL	50 µg/L U	1	0.7	50			6/17/21 23:18:03	N	IV
R2105892-002	Zinc, Total	N/A		Water	0.01 ppm	50 mL	20 µg/L U	1	3	20			6/17/21 23:18:03	N	IV
R2105892-003	Aluminum, Total	N/A		Water	0.00 ppm	50 mL	100 µg/L U	1	30	100			6/17/21 23:21:18	N	IV
R2105892-003	Antimony, Total	N/A		Water	0.00 ppm	50 mL	60 µg/L U	1	7	60			6/17/21 23:21:18	N	IV
R2105892-003	Arsenic, Total	N/A		Water	0.00 ppm	50 mL	10 µg/L U	1	6	10			6/17/21 23:21:18	N	IV
R2105892-003	Barium, Total	N/A		Water	0.09 ppm	50 mL	90 µg/L	1	3	20			6/17/21 23:21:18	N	IV
R2105892-003	Beryllium, Total	N/A		Water	0.00 ppm	50 mL	3.0 µg/L U	1	0.2	3.0			6/17/21 23:21:18	N	IV
R2105892-003	Boron, Total	N/A		Water	0.18 ppm	50 mL	200 µg/L U	1	20	200			6/17/21 23:21:18	N	IV
R2105892-003	Cadmium, Total	N/A		Water	0.00 ppm	50 mL	5.0 µg/L U	1	0.4	5.0			6/17/21 23:21:18	N	IV
R2105892-003	Calcium, Total	N/A		Water	126.01 ppm	50 mL	126000 µg/L	1	300	1000			6/17/21 23:21:18	N	IV
R2105892-003	Chromium, Total	N/A		Water	0.00 ppm	50 mL	10 µg/L U	1	2	10			6/17/21 23:21:18	N	IV
R2105892-003	Cobalt, Total	N/A		Water	0.00 ppm	50 mL	50 µg/L U	1	0.9	50			6/17/21 23:21:18	N	IV
R2105892-003	Copper, Total	N/A		Water	0.00 ppm	50 mL	20 µg/L U	1	4	20			6/17/21 23:21:18	N	IV
R2105892-003	Iron, Total	N/A		Water	0.00 ppm	50 mL	100 µg/L U	1	70	100			6/17/21 23:21:18	N	IV
R2105892-003	Lead, Total	N/A		Water	0.00 ppm	50 mL	5.0 µg/L U	1	2.1	5.0			6/17/21 23:21:18	N	IV
R2105892-003	Magnesium, Total	N/A		Water	17.97 ppm	50 mL	18000 µg/L	1	30	1000			6/17/21 23:21:18	N	IV
R2105892-003	Manganese, Total	N/A		Water	0.00 ppm	50 mL	10 µg/L U	1	4	10			6/17/21 23:21:18	N	IV
R2105892-003	Nickel, Total	N/A		Water	0.00 ppm	50 mL	40 µg/L U	1	3	40			6/17/21 23:21:18	N	IV
R2105892-003	Potassium, Total	N/A		Water	3.91 ppm	50 mL	3900 µg/L	1	400	2000			6/17/21 23:21:18	N	IV
R2105892-003	Selenium, Total	N/A		Water	-0.01 ppm	50 mL	10 µg/L U	1	7	10			6/17/21 23:21:18	N	IV
R2105892-003	Silver, Total	N/A		Water	0.00 ppm	50 mL	10 µg/L U	1	0.6	10			6/17/21 23:21:18	N	IV
R2105892-003	Sodium, Total	N/A		Water	92.68 ppm	50 mL	92700 µg/L	1	200	1000			6/17/21 23:21:18	N	IV
R2105892-003	Thallium, Total	N/A		Water	0.00 ppm	50 mL	10 µg/L U	1	7	10			6/17/21 23:21:18	N	IV
R2105892-003	Vanadium, Total	N/A		Water	0.00 ppm	50 mL	50 µg/L U	1	0.7	50			6/17/21 23:21:18	N	IV
R2105892-003	Zinc, Total	N/A		Water	0.01 ppm	50 mL	20 µg/L U	1	3	20			6/17/21 23:21:18	N	IV
R2105892-004	Aluminum, Total	N/A		Water	0.00 ppm	50 mL	100 µg/L U	1	30	100			6/17/21 23:24:33	N	IV
R2105892-004	Antimony, Total	N/A		Water	0.00 ppm	50 mL	60 µg/L U	1	7	60			6/17/21 23:24:33	N	IV

# indicates Final Result is not yet adjusted for Solids because it has not yet been determined.

Analytical Results Summary

Instrument Name: R-ICP-AES-06 **Analyst:** NMANSEN **Analysis Lot:** 727935 **Method/Testcode:** 6010C/As T

Lab Code	Target Analytes	QC	Parent Sample	Matrix	Raw Result	Sample Amt.	Final Result	Dil	MDL	PQL	% Rec	% RSD	Date Analyzed	QC?	Tier
R2105892-004	Arsenic, Total	N/A		Water	0.00 ppm	50 mL	10 µg/L U	1	6	10			6/17/21 23:24:33	N	IV
R2105892-004	Barium, Total	N/A		Water	0.07 ppm	50 mL	68 µg/L	1	3	20			6/17/21 23:24:33	N	IV
R2105892-004	Beryllium, Total	N/A		Water	0.00 ppm	50 mL	3.0 µg/L U	1	0.2	3.0			6/17/21 23:24:33	N	IV
R2105892-004	Boron, Total	N/A		Water	0.10 ppm	50 mL	200 µg/L U	1	20	200			6/17/21 23:24:33	N	IV
R2105892-004	Cadmium, Total	N/A		Water	0.00 ppm	50 mL	5.0 µg/L U	1	0.4	5.0			6/17/21 23:24:33	N	IV
R2105892-004	Calcium, Total	N/A		Water	200.49 ppm	50 mL	200000 µg/L	1	300	1000			6/17/21 23:24:33	N	IV
R2105892-004	Chromium, Total	N/A		Water	0.00 ppm	50 mL	10 µg/L U	1	2	10			6/17/21 23:24:33	N	IV
R2105892-004	Cobalt, Total	N/A		Water	0.00 ppm	50 mL	50 µg/L U	1	0.9	50			6/17/21 23:24:33	N	IV
R2105892-004	Copper, Total	N/A		Water	0.00 ppm	50 mL	20 µg/L U	1	4	20			6/17/21 23:24:33	N	IV
R2105892-004	Iron, Total	N/A		Water	0.00 ppm	50 mL	100 µg/L U	1	70	100			6/17/21 23:24:33	N	IV
R2105892-004	Lead, Total	N/A		Water	0.00 ppm	50 mL	5.0 µg/L U	1	2.1	5.0			6/17/21 23:24:33	N	IV
R2105892-004	Magnesium, Total	N/A		Water	43.70 ppm	50 mL	43700 µg/L	1	30	1000			6/17/21 23:24:33	N	IV
R2105892-004	Manganese, Total	N/A		Water	0.00 ppm	50 mL	10 µg/L U	1	4	10			6/17/21 23:24:33	N	IV
R2105892-004	Nickel, Total	N/A		Water	0.00 ppm	50 mL	40 µg/L U	1	3	40			6/17/21 23:24:33	N	IV
R2105892-004	Potassium, Total	N/A		Water	5.18 ppm	50 mL	5200 µg/L	1	400	2000			6/17/21 23:24:33	N	IV
R2105892-004	Selenium, Total	N/A		Water	-0.01 ppm	50 mL	10 µg/L U	1	7	10			6/17/21 23:24:33	N	IV
R2105892-004	Silver, Total	N/A		Water	0.00 ppm	50 mL	10 µg/L U	1	0.6	10			6/17/21 23:24:33	N	IV
R2105892-004	Thallium, Total	N/A		Water	0.01 ppm	50 mL	10 µg/L U	1	7	10			6/17/21 23:24:33	N	IV
R2105892-004	Vanadium, Total	N/A		Water	0.00 ppm	50 mL	50 µg/L U	1	0.7	50			6/17/21 23:24:33	N	IV
R2105892-004	Zinc, Total	N/A		Water	0.00 ppm	50 mL	20 µg/L U	1	3	20			6/17/21 23:24:33	N	IV
R2105892-005	Aluminum, Total	N/A		Water	0.01 ppm	50 mL	100 µg/L U	1	30	100			6/17/21 23:27:47	N	IV
R2105892-005	Antimony, Total	N/A		Water	0.00 ppm	50 mL	60 µg/L U	1	7	60			6/17/21 23:27:47	N	IV
R2105892-005	Arsenic, Total	N/A		Water	0.00 ppm	50 mL	10 µg/L U	1	6	10			6/17/21 23:27:47	N	IV
R2105892-005	Barium, Total	N/A		Water	0.10 ppm	50 mL	97 µg/L	1	3	20			6/17/21 23:27:47	N	IV
R2105892-005	Beryllium, Total	N/A		Water	0.00 ppm	50 mL	3.0 µg/L U	1	0.2	3.0			6/17/21 23:27:47	N	IV
R2105892-005	Boron, Total	N/A		Water	0.05 ppm	50 mL	200 µg/L U	1	20	200			6/17/21 23:27:47	N	IV
R2105892-005	Cadmium, Total	N/A		Water	0.00 ppm	50 mL	5.0 µg/L U	1	0.4	5.0			6/17/21 23:27:47	N	IV
R2105892-005	Calcium, Total	N/A		Water	203.01 ppm	50 mL	203000 µg/L	1	300	1000			6/17/21 23:27:47	N	IV
R2105892-005	Chromium, Total	N/A		Water	0.00 ppm	50 mL	10 µg/L U	1	2	10			6/17/21 23:27:47	N	IV
R2105892-005	Cobalt, Total	N/A		Water	0.00 ppm	50 mL	50 µg/L U	1	0.9	50			6/17/21 23:27:47	N	IV
R2105892-005	Copper, Total	N/A		Water	0.00 ppm	50 mL	20 µg/L U	1	4	20			6/17/21 23:27:47	N	IV
R2105892-005	Iron, Total	N/A		Water	0.01 ppm	50 mL	100 µg/L U	1	70	100			6/17/21 23:27:47	N	IV
R2105892-005	Lead, Total	N/A		Water	0.00 ppm	50 mL	5.0 µg/L U	1	2.1	5.0			6/17/21 23:27:47	N	IV
R2105892-005	Magnesium, Total	N/A		Water	34.76 ppm	50 mL	34800 µg/L	1	30	1000			6/17/21 23:27:47	N	IV
R2105892-005	Manganese, Total	N/A		Water	0.00 ppm	50 mL	10 µg/L U	1	4	10			6/17/21 23:27:47	N	IV
R2105892-005	Nickel, Total	N/A		Water	0.00 ppm	50 mL	40 µg/L U	1	3	40			6/17/21 23:27:47	N	IV

# indicates Final Result is not yet adjusted for Solids because it has not yet been determined.

Analytical Results Summary

Instrument Name: R-ICP-AES-06 **Analyst:** NMANSEN **Analysis Lot:** 727935 **Method/Testcode:** 6010C/K T

Lab Code	Target Analytes	QC	Parent Sample	Matrix	Raw Result	Sample Amt.	Final Result	Dil	MDL	PQL	% Rec	% RSD	Date Analyzed	QC?	Tier
R2105892-005	Potassium, Total	N/A		Water	3.95 ppm	50 mL	3900 µg/L	1	400	2000			6/17/21 23:27:47	N	IV
R2105892-005	Selenium, Total	N/A		Water	0.00 ppm	50 mL	10 µg/L U	1	7	10			6/17/21 23:27:47	N	IV
R2105892-005	Silver, Total	N/A		Water	0.00 ppm	50 mL	10 µg/L U	1	0.6	10			6/17/21 23:27:47	N	IV
R2105892-005	Sodium, Total	N/A		Water	42.53 ppm	50 mL	42500 µg/L	1	200	1000			6/17/21 23:27:47	N	IV
R2105892-005	Thallium, Total	N/A		Water	0.00 ppm	50 mL	10 µg/L U	1	7	10			6/17/21 23:27:47	N	IV
R2105892-005	Vanadium, Total	N/A		Water	0.00 ppm	50 mL	50 µg/L U	1	0.7	50			6/17/21 23:27:47	N	IV
R2105892-005	Zinc, Total	N/A		Water	0.00 ppm	50 mL	20 µg/L U	1	3	20			6/17/21 23:27:47	N	IV
R2105898-001	Aluminum, Total	N/A		Water	0.01 ppm	50 mL	0.10 mg/L U	1	0.03	0.10			6/17/21 23:34:16	N	IV
R2105898-001	Barium, Total	N/A		Water	0.04 ppm	50 mL	0.038 mg/L	1	0.003	0.020			6/17/21 23:34:16	N	IV
R2105898-001	Beryllium, Total	N/A		Water	0.00 ppm	50 mL	0.0030 mg/L U	1	0.0002	0.0030			6/17/21 23:34:16	N	IV
R2105898-001	Boron, Total	N/A		Water	0.27 ppm	50 mL	0.27 mg/L	1	0.02	0.20			6/17/21 23:34:16	N	IV
R2105898-001	Cadmium, Total	N/A		Water	0.00 ppm	50 mL	0.0050 mg/L U	1	0.0004	0.0050			6/17/21 23:34:16	N	IV
R2105898-001	Calcium, Total	N/A		Water	78.28 ppm	50 mL	78.3 mg/L	1	0.3	1.0			6/17/21 23:34:16	N	IV
R2105898-001	Chromium, Total	N/A		Water	0.00 ppm	50 mL	0.004 mg/L J	1	0.002	0.010			6/17/21 23:34:16	N	IV
R2105898-001	Cobalt, Total	N/A		Water	0.00 ppm	50 mL	0.050 mg/L U	1	0.0009	0.050			6/17/21 23:34:16	N	IV
R2105898-001	Copper, Total	N/A		Water	0.00 ppm	50 mL	0.020 mg/L U	1	0.004	0.020			6/17/21 23:34:16	N	IV
R2105898-001	Iron, Total	N/A		Water	0.00 ppm	50 mL	0.10 mg/L U	1	0.07	0.10			6/17/21 23:34:16	N	IV
R2105898-001	Lead, Total	N/A		Water	0.00 ppm	50 mL	0.050 mg/L U	1	0.003	0.050			6/17/21 23:34:16	N	IV
R2105898-001	Magnesium, Total	N/A		Water	57.79 ppm	50 mL	57.8 mg/L	1	0.03	1.0			6/17/21 23:34:16	N	IV
R2105898-001	Manganese, Total	N/A		Water	0.00 ppm	50 mL	0.010 mg/L U	1	0.004	0.010			6/17/21 23:34:16	N	IV
R2105898-001	Molybdenum, Total	N/A		Water	0.01 ppm	50 mL	0.01 mg/L J	1	0.003	0.025			6/17/21 23:34:16	N	IV
R2105898-001	Nickel, Total	N/A		Water	0.00 ppm	50 mL	0.004 mg/L J	1	0.003	0.040			6/17/21 23:34:16	N	IV
R2105898-001	Potassium, Total	N/A		Water	3.29 ppm	50 mL	3.3 mg/L	1	0.4	2.0			6/17/21 23:34:16	N	IV
R2105898-001	Selenium, Total	N/A		Water	0.00 ppm	50 mL	0.010 mg/L U	1	0.007	0.010			6/17/21 23:34:16	N	IV
R2105898-001	Silver, Total	N/A		Water	0.00 ppm	50 mL	0.010 mg/L U	1	0.0006	0.010			6/17/21 23:34:16	N	IV
R2105898-001	Sodium, Total	N/A		Water	84.20 ppm	50 mL	84.2 mg/L	1	0.2	1.0			6/17/21 23:34:16	N	IV
R2105898-001	Strontium, Total	N/A		Water	2.46 ppm	50 mL	2.46 mg/L	1	0.002	0.10			6/17/21 23:34:16	N	IV
R2105898-001	Tin, Total	N/A		Water	0.00 ppm	50 mL	0.50 mg/L U	1	0.008	0.50			6/17/21 23:34:16	N	IV
R2105898-001	Vanadium, Total	N/A		Water	0.00 ppm	50 mL	0.003 mg/L J	1	0.0007	0.050			6/17/21 23:34:16	N	IV
R2105898-001	Zinc, Total	N/A		Water	0.02 ppm	50 mL	0.015 mg/L J	1	0.003	0.020			6/17/21 23:34:16	N	IV
R2105898-006	Aluminum, Total	N/A		Water	0.01 ppm	50 mL	0.10 mg/L U	1	0.03	0.10			6/17/21 23:37:31	N	IV
R2105898-006	Barium, Total	N/A		Water	0.03 ppm	50 mL	0.030 mg/L	1	0.003	0.020			6/17/21 23:37:31	N	IV
R2105898-006	Beryllium, Total	N/A		Water	0.00 ppm	50 mL	0.0030 mg/L U	1	0.0002	0.0030			6/17/21 23:37:31	N	IV
R2105898-006	Boron, Total	N/A		Water	0.06 ppm	50 mL	0.06 mg/L J	1	0.02	0.20			6/17/21 23:37:31	N	IV
R2105898-006	Cadmium, Total	N/A		Water	0.00 ppm	50 mL	0.0050 mg/L U	1	0.0004	0.0050			6/17/21 23:37:31	N	IV
R2105898-006	Calcium, Total	N/A		Water	98.89 ppm	50 mL	98.9 mg/L	1	0.3	1.0			6/17/21 23:37:31	N	IV

# indicates Final Result is not yet adjusted for Solids because it has not yet been determined.

Analytical Results Summary

Instrument Name: R-ICP-AES-06 **Analyst:** NMANSEN **Analysis Lot:** 727935 **Method/Testcode:** 6010C/Cr T

Lab Code	Target Analytes	QC	Parent Sample	Matrix	Raw Result	Sample Amt.	Final Result	Dil	MDL	PQL	% Rec	% RSD	Date Analyzed	QC?	Tier
R2105898-006	Chromium, Total	N/A		Water	0.00 ppm	50 mL	0.010 mg/L U	1	0.002	0.010			6/17/21 23:37:31	N	IV
R2105898-006	Cobalt, Total	N/A		Water	0.00 ppm	50 mL	0.050 mg/L U	1	0.0009	0.050			6/17/21 23:37:31	N	IV
R2105898-006	Copper, Total	N/A		Water	0.00 ppm	50 mL	0.020 mg/L U	1	0.004	0.020			6/17/21 23:37:31	N	IV
R2105898-006	Iron, Total	N/A		Water	0.00 ppm	50 mL	0.10 mg/L U	1	0.07	0.10			6/17/21 23:37:31	N	IV
R2105898-006	Lead, Total	N/A		Water	0.00 ppm	50 mL	0.050 mg/L U	1	0.003	0.050			6/17/21 23:37:31	N	IV
R2105898-006	Magnesium, Total	N/A		Water	61.72 ppm	50 mL	61.7 mg/L	1	0.03	1.0			6/17/21 23:37:31	N	IV
R2105898-006	Manganese, Total	N/A		Water	0.00 ppm	50 mL	0.010 mg/L U	1	0.004	0.010			6/17/21 23:37:31	N	IV
R2105898-006	Molybdenum, Total	N/A		Water	0.01 ppm	50 mL	0.007 mg/L J	1	0.003	0.025			6/17/21 23:37:31	N	IV
R2105898-006	Nickel, Total	N/A		Water	-0.01 ppm	50 mL	0.040 mg/L U	1	0.003	0.040			6/17/21 23:37:31	N	IV
R2105898-006	Potassium, Total	N/A		Water	3.70 ppm	50 mL	3.7 mg/L	1	0.4	2.0			6/17/21 23:37:31	N	IV
R2105898-006	Selenium, Total	N/A		Water	0.00 ppm	50 mL	0.010 mg/L U	1	0.007	0.010			6/17/21 23:37:31	N	IV
R2105898-006	Silver, Total	N/A		Water	0.00 ppm	50 mL	0.010 mg/L U	1	0.0006	0.010			6/17/21 23:37:31	N	IV
R2105898-006	Sodium, Total	N/A		Water	40.00 ppm	50 mL	40.0 mg/L	1	0.2	1.0			6/17/21 23:37:31	N	IV
R2105898-006	Strontium, Total	N/A		Water	2.55 ppm	50 mL	2.55 mg/L	1	0.002	0.10			6/17/21 23:37:31	N	IV
R2105898-006	Tin, Total	N/A		Water	0.00 ppm	50 mL	0.50 mg/L U	1	0.008	0.50			6/17/21 23:37:31	N	IV
R2105898-006	Vanadium, Total	N/A		Water	0.00 ppm	50 mL	0.003 mg/L J	1	0.0007	0.050			6/17/21 23:37:31	N	IV
R2105898-006	Zinc, Total	N/A		Water	0.00 ppm	50 mL	0.020 mg/L U	1	0.003	0.020			6/17/21 23:37:31	N	IV
R2105898-007	Aluminum, Total	N/A		Water	0.04 ppm	50 mL	0.04 mg/L J	1	0.03	0.10			6/17/21 23:40:45	N	IV
R2105898-007	Barium, Total	N/A		Water	0.02 ppm	50 mL	0.021 mg/L	1	0.003	0.020			6/17/21 23:40:45	N	IV
R2105898-007	Beryllium, Total	N/A		Water	0.00 ppm	50 mL	0.0030 mg/L U	1	0.0002	0.0030			6/17/21 23:40:45	N	IV
R2105898-007	Boron, Total	N/A		Water	0.06 ppm	50 mL	0.06 mg/L J	1	0.02	0.20			6/17/21 23:40:45	N	IV
R2105898-007	Cadmium, Total	N/A		Water	0.00 ppm	50 mL	0.0050 mg/L U	1	0.0004	0.0050			6/17/21 23:40:45	N	IV
R2105898-007	Calcium, Total	N/A		Water	107.52 ppm	50 mL	108 mg/L	1	0.3	1.0			6/17/21 23:40:45	N	IV
R2105898-007	Chromium, Total	N/A		Water	0.00 ppm	50 mL	0.010 mg/L U	1	0.002	0.010			6/17/21 23:40:45	N	IV
R2105898-007	Cobalt, Total	N/A		Water	0.00 ppm	50 mL	0.050 mg/L U	1	0.0009	0.050			6/17/21 23:40:45	N	IV
R2105898-007	Copper, Total	N/A		Water	0.00 ppm	50 mL	0.020 mg/L U	1	0.004	0.020			6/17/21 23:40:45	N	IV
R2105898-007	Iron, Total	N/A		Water	0.02 ppm	50 mL	0.10 mg/L U	1	0.07	0.10			6/17/21 23:40:45	N	IV
R2105898-007	Lead, Total	N/A		Water	0.00 ppm	50 mL	0.050 mg/L U	1	0.003	0.050			6/17/21 23:40:45	N	IV
R2105898-007	Magnesium, Total	N/A		Water	60.39 ppm	50 mL	60.4 mg/L	1	0.03	1.0			6/17/21 23:40:45	N	IV
R2105898-007	Manganese, Total	N/A		Water	0.00 ppm	50 mL	0.010 mg/L U	1	0.004	0.010			6/17/21 23:40:45	N	IV
R2105898-007	Molybdenum, Total	N/A		Water	0.01 ppm	50 mL	0.006 mg/L J	1	0.003	0.025			6/17/21 23:40:45	N	IV
R2105898-007	Nickel, Total	N/A		Water	-0.01 ppm	50 mL	0.040 mg/L U	1	0.003	0.040			6/17/21 23:40:45	N	IV
R2105898-007	Potassium, Total	N/A		Water	2.97 ppm	50 mL	3.0 mg/L	1	0.4	2.0			6/17/21 23:40:45	N	IV
R2105898-007	Selenium, Total	N/A		Water	0.00 ppm	50 mL	0.010 mg/L U	1	0.007	0.010			6/17/21 23:40:45	N	IV
R2105898-007	Silver, Total	N/A		Water	0.00 ppm	50 mL	0.010 mg/L U	1	0.0006	0.010			6/17/21 23:40:45	N	IV
R2105898-007	Sodium, Total	N/A		Water	37.35 ppm	50 mL	37.3 mg/L	1	0.2	1.0			6/17/21 23:40:45	N	IV

# indicates Final Result is not yet adjusted for Solids because it has not yet been determined.

Analytical Results Summary

Instrument Name: R-ICP-AES-06 **Analyst:** NMANSEN **Analysis Lot:** 727935 **Method/Testcode:** 6010C/Sr T

Lab Code	Target Analytes	QC	Parent Sample	Matrix	Raw Result	Sample Amt.	Final Result	Dil	MDL	PQL	% Rec	% RSD	Date Analyzed	QC?	Tier
R2105898-007	Strontium, Total	N/A		Water	2.37 ppm	50 mL	2.37 mg/L	1	0.002	0.10			6/17/21 23:40:45	N	IV
R2105898-007	Tin, Total	N/A		Water	0.00 ppm	50 mL	0.50 mg/L U	1	0.008	0.50			6/17/21 23:40:45	N	IV
R2105898-007	Vanadium, Total	N/A		Water	0.00 ppm	50 mL	0.002 mg/L J	1	0.0007	0.050			6/17/21 23:40:45	N	IV
R2105898-007	Zinc, Total	N/A		Water	0.00 ppm	50 mL	0.020 mg/L U	1	0.003	0.020			6/17/21 23:40:45	N	IV
R2105917-002	Iron, Total	N/A		Water	0.02 ppm	50 mL	100 µg/L U	1	70	100			6/17/21 23:44:01	N	II
R2105940-001	Cadmium, Total	N/A		Water	0.00 ppm	50 mL	5.0 µg/L U	1	0.4	5.0			6/17/21 23:47:15	N	II
R2105940-001	Calcium, Total	N/A		Water	74.65 ppm	50 mL	74700 µg/L	1	300	1000			6/17/21 23:47:15	N	II
R2105940-001	Iron, Total	N/A		Water	0.56 ppm	50 mL	560 µg/L	1	70	100			6/17/21 23:47:15	N	II
R2105940-001	Lead, Total	N/A		Water	0.00 ppm	50 mL	5.0 µg/L U	1	2.1	5.0			6/17/21 23:47:15	N	II
R2105940-001	Magnesium, Total	N/A		Water	31.94 ppm	50 mL	31900 µg/L	1	30	1000			6/17/21 23:47:15	N	II
R2105940-001	Manganese, Total	N/A		Water	0.08 ppm	50 mL	77 µg/L	1	4	10			6/17/21 23:47:15	N	II
R2105940-001	Potassium, Total	N/A		Water	3.17 ppm	50 mL	3200 µg/L	1	400	2000			6/17/21 23:47:15	N	II
R2105940-001	Sodium, Total	N/A		Water	45.27 ppm	50 mL	45300 µg/L	1	200	1000			6/17/21 23:47:15	N	II
R2105940-002	Cadmium, Total	N/A		Water	0.00 ppm	50 mL	5.0 µg/L U	1	0.4	5.0			6/17/21 23:56:59	N	II
R2105940-002	Calcium, Total	N/A		Water	139.78 ppm	50 mL	140000 µg/L	1	300	1000			6/17/21 23:56:59	N	II
R2105940-002	Iron, Total	N/A		Water	0.74 ppm	50 mL	740 µg/L	1	70	100			6/17/21 23:56:59	N	II
R2105940-002	Lead, Total	N/A		Water	0.00 ppm	50 mL	5.0 µg/L U	1	2.1	5.0			6/17/21 23:56:59	N	II
R2105940-002	Magnesium, Total	N/A		Water	51.01 ppm	50 mL	51000 µg/L	1	30	1000			6/17/21 23:56:59	N	II
R2105940-002	Manganese, Total	N/A		Water	0.29 ppm	50 mL	290 µg/L	1	4	10			6/17/21 23:56:59	N	II
R2105940-002	Potassium, Total	N/A		Water	2.95 ppm	50 mL	2900 µg/L	1	400	2000			6/17/21 23:56:59	N	II
R2105940-002	Sodium, Total	N/A		Water	34.82 ppm	50 mL	34800 µg/L	1	200	1000			6/17/21 23:56:59	N	II
R2105940-003	Cadmium, Total	N/A		Water	0.00 ppm	50 mL	5.0 µg/L U	1	0.4	5.0			6/18/21 00:00:14	N	II
R2105940-003	Calcium, Total	N/A		Water	227.59 ppm	50 mL	228000 µg/L	1	300	1000			6/18/21 00:00:14	N	II
R2105940-003	Iron, Total	N/A		Water	4.79 ppm	50 mL	4790 µg/L	1	70	100			6/18/21 00:00:14	N	II
R2105940-003	Lead, Total	N/A		Water	0.00 ppm	50 mL	5.0 µg/L U	1	2.1	5.0			6/18/21 00:00:14	N	II
R2105940-003	Magnesium, Total	N/A		Water	140.88 ppm	50 mL	141000 µg/L	1	30	1000			6/18/21 00:00:14	N	II
R2105940-003	Manganese, Total	N/A		Water	0.55 ppm	50 mL	554 µg/L	1	4	10			6/18/21 00:00:14	N	II
R2105940-003	Potassium, Total	N/A		Water	8.35 ppm	50 mL	8400 µg/L	1	400	2000			6/18/21 00:00:14	N	II
R2105940-003	Sodium, Total	N/A		Water	57.67 ppm	50 mL	57700 µg/L	1	200	1000			6/18/21 00:00:14	N	II
R2105940-004	Cadmium, Total	N/A		Water	0.00 ppm	50 mL	5.0 µg/L U	1	0.4	5.0			6/18/21 00:03:30	N	II
R2105940-004	Calcium, Total	N/A		Water	163.05 ppm	50 mL	163000 µg/L	1	300	1000			6/18/21 00:03:30	N	II
R2105940-004	Iron, Total	N/A		Water	3.57 ppm	50 mL	3570 µg/L	1	70	100			6/18/21 00:03:30	N	II
R2105940-004	Lead, Total	N/A		Water	0.00 ppm	50 mL	5.0 µg/L U	1	2.1	5.0			6/18/21 00:03:30	N	II
R2105940-004	Magnesium, Total	N/A		Water	67.29 ppm	50 mL	67300 µg/L	1	30	1000			6/18/21 00:03:30	N	II
R2105940-004	Manganese, Total	N/A		Water	0.55 ppm	50 mL	548 µg/L	1	4	10			6/18/21 00:03:30	N	II
R2105940-004	Potassium, Total	N/A		Water	12.89 ppm	50 mL	12900 µg/L	1	400	2000			6/18/21 00:03:30	N	II

# indicates Final Result is not yet adjusted for Solids because it has not yet been determined.

Analytical Results Summary

Instrument Name: R-ICP-AES-06 **Analyst:** NMANSEN **Analysis Lot:** 727935 **Method/Testcode:** 6010C/Na T

Lab Code	Target Analytes	QC	Parent Sample	Matrix	Raw Result	Sample Amt.	Final Result	Dil	MDL	PQL	% Rec	% RSD	Date Analyzed	QC?	Tier
R2105940-004	Sodium, Total	N/A		Water	66.87 ppm	50 mL	66900 µg/L	1	200	1000			6/18/21 00:03:30	N	II
R2105940-005	Cadmium, Total	N/A		Water	0.00 ppm	50 mL	5.0 µg/L U	1	0.4	5.0			6/18/21 00:06:45	Y	II
R2105940-005	Calcium, Total	N/A		Water	181.18 ppm	50 mL	181000 µg/L	1	300	1000			6/18/21 00:06:45	Y	II
R2105940-005	Iron, Total	N/A		Water	5.91 ppm	50 mL	5910 µg/L	1	70	100			6/18/21 00:06:45	Y	II
R2105940-005	Lead, Total	N/A		Water	0.00 ppm	50 mL	5.0 µg/L U	1	2.1	5.0			6/18/21 00:06:45	Y	II
R2105940-005	Magnesium, Total	N/A		Water	80.88 ppm	50 mL	80900 µg/L	1	30	1000			6/18/21 00:06:45	Y	II
R2105940-005	Manganese, Total	N/A		Water	0.40 ppm	50 mL	400 µg/L	1	4	10			6/18/21 00:06:45	Y	II
R2105940-005	Potassium, Total	N/A		Water	5.77 ppm	50 mL	5800 µg/L	1	400	2000			6/18/21 00:06:45	Y	II
R2105940-005	Sodium, Total	N/A		Water	38.40 ppm	50 mL	38400 µg/L	1	200	1000			6/18/21 00:06:45	Y	II
RQ2106864-04	Cadmium, Total	MS	R2105940-005	Water	0.05 ppm	50 mL	49.2 µg/L	1	0.4	5.0	98		6/18/21 00:10:00	N	II
RQ2106864-04	Calcium, Total	MS	R2105940-005	Water	180.03 ppm	50 mL	180000 µg/L	1	300	1000	-58*		6/18/21 00:10:00	N	II
RQ2106864-04	Iron, Total	MS	R2105940-005	Water	6.84 ppm	50 mL	6840 µg/L	1	70	100	93		6/18/21 00:10:00	N	II
RQ2106864-04	Lead, Total	MS	R2105940-005	Water	0.50 ppm	50 mL	502 µg/L	1	3	50	100		6/18/21 00:10:00	N	II
RQ2106864-04	Magnesium, Total	MS	R2105940-005	Water	82.28 ppm	50 mL	82300 µg/L	1	30	1000	70*		6/18/21 00:10:00	N	II
RQ2106864-04	Manganese, Total	MS	R2105940-005	Water	0.90 ppm	50 mL	899 µg/L	1	4	10	100		6/18/21 00:10:00	N	II
RQ2106864-04	Potassium, Total	MS	R2105940-005	Water	26.81 ppm	50 mL	26800 µg/L	1	400	2000	105		6/18/21 00:10:00	N	II
RQ2106864-04	Sodium, Total	MS	R2105940-005	Water	57.46 ppm	50 mL	57500 µg/L	1	200	1000	95		6/18/21 00:10:00	N	II
RQ2106864-05	Cadmium, Total	DMS	R2105940-005	Water	0.05 ppm	50 mL	49.5 µg/L	1	0.4	5.0	99	<1	6/18/21 00:13:15	N	II
RQ2106864-05	Calcium, Total	DMS	R2105940-005	Water	180.97 ppm	50 mL	181000 µg/L	1	300	1000	-11*	<1	6/18/21 00:13:15	N	II
RQ2106864-05	Iron, Total	DMS	R2105940-005	Water	6.89 ppm	50 mL	6890 µg/L	1	70	100	97	<1	6/18/21 00:13:15	N	II
RQ2106864-05	Lead, Total	DMS	R2105940-005	Water	0.50 ppm	50 mL	502 µg/L	1	3	50	100	<1	6/18/21 00:13:15	N	II
RQ2106864-05	Magnesium, Total	DMS	R2105940-005	Water	82.56 ppm	50 mL	82600 µg/L	1	30	1000	84	<1	6/18/21 00:13:15	N	II
RQ2106864-05	Manganese, Total	DMS	R2105940-005	Water	0.90 ppm	50 mL	902 µg/L	1	4	10	100	<1	6/18/21 00:13:15	N	II
RQ2106864-05	Potassium, Total	DMS	R2105940-005	Water	26.91 ppm	50 mL	26900 µg/L	1	400	2000	106	<1	6/18/21 00:13:15	N	II
RQ2106864-05	Sodium, Total	DMS	R2105940-005	Water	57.72 ppm	50 mL	57700 µg/L	1	200	1000	97	<1	6/18/21 00:13:15	N	II

spike low

spike low

# indicates Final Result is not yet adjusted for Solids because it has not yet been determined.

Analytical Results Summary

Instrument Name: R-ICP-AES-06 **Analyst:** NMANSEN **Analysis Lot:** 727936 **Method/Testcode:** 6010C/Al T

Lab Code	Target Analytes	QC	Parent Sample	Matrix	Raw Result	Sample Amt.	Final Result	Dil	MDL	PQL	% Rec	% RSD	Date Analyzed	QC?	Tier
RQ2106863-01	Aluminum, Total	MB		Water	0.00 ppm	50 mL	100 µg/L U	1	30	100			6/18/21 00:45:45	N	II
RQ2106863-01	Antimony, Total	MB		Water	0.00 ppm	50 mL	60 µg/L U	1	7	60			6/18/21 00:45:45	N	II
RQ2106863-01	Arsenic, Dissolved	MB		Water	0.00 ppm	50 mL	10 µg/L U	1	6	10			6/18/21 00:45:45	N	II
RQ2106863-01	Arsenic, Total	MB		Water	0.00 ppm	50 mL	10 µg/L U	1	6	10			6/18/21 00:45:45	N	II
RQ2106863-01	Barium, Total	MB		Water	0.00 ppm	50 mL	20 µg/L U	1	3	20			6/18/21 00:45:45	N	II
RQ2106863-01	Beryllium, Total	MB		Water	0.00 ppm	50 mL	3.0 µg/L U	1	0.2	3.0			6/18/21 00:45:45	N	II
RQ2106863-01	Boron, Total	MB		Water	0.00 ppm	50 mL	200 µg/L U	1	20	200			6/18/21 00:45:45	N	II
RQ2106863-01	Cadmium, Dissolved	MB		Water	0.00 ppm	50 mL	5.0 µg/L U	1	0.4	5.0			6/18/21 00:45:45	N	II
RQ2106863-01	Cadmium, Total	MB		Water	0.00 ppm	50 mL	5.0 µg/L U	1	0.4	5.0			6/18/21 00:45:45	N	II
RQ2106863-01	Calcium, Dissolved	MB		Water	0.01 ppm	50 mL	1000 µg/L U	1	300	1000			6/18/21 00:45:45	N	II
RQ2106863-01	Calcium, Total	MB		Water	0.01 ppm	50 mL	1000 µg/L U	1	300	1000			6/18/21 00:45:45	N	II
RQ2106863-01	Chromium, Total	MB		Water	0.00 ppm	50 mL	10 µg/L U	1	2	10			6/18/21 00:45:45	N	II
RQ2106863-01	Cobalt, Total	MB		Water	0.00 ppm	50 mL	50 µg/L U	1	0.9	50			6/18/21 00:45:45	N	II
RQ2106863-01	Copper, Total	MB		Water	0.00 ppm	50 mL	20 µg/L U	1	4	20			6/18/21 00:45:45	N	II
RQ2106863-01	Iron, Dissolved	MB		Water	0.00 ppm	50 mL	100 µg/L U	1	70	100			6/18/21 00:45:45	N	II
RQ2106863-01	Iron, Total	MB		Water	0.00 ppm	50 mL	100 µg/L U	1	70	100			6/18/21 00:45:45	N	II
RQ2106863-01	Lead, Dissolved	MB		Water	0.00 ppm	50 mL	50 µg/L U	1	3	50			6/18/21 00:45:45	N	II
RQ2106863-01	Lead, Total	MB		Water	0.00 ppm	50 mL	50 µg/L U	1	3	50			6/18/21 00:45:45	N	II
RQ2106863-01	Magnesium, Dissolved	MB		Water	0.00 ppm	50 mL	1000 µg/L U	1	30	1000			6/18/21 00:45:45	N	II
RQ2106863-01	Magnesium, Total	MB		Water	0.00 ppm	50 mL	1000 µg/L U	1	30	1000			6/18/21 00:45:45	N	II
RQ2106863-01	Manganese, Dissolved	MB		Water	0.00 ppm	50 mL	10 µg/L U	1	4	10			6/18/21 00:45:45	N	II
RQ2106863-01	Manganese, Total	MB		Water	0.00 ppm	50 mL	10 µg/L U	1	4	10			6/18/21 00:45:45	N	II
RQ2106863-01	Nickel, Total	MB		Water	0.00 ppm	50 mL	40 µg/L U	1	3	40			6/18/21 00:45:45	N	II
RQ2106863-01	Potassium, Dissolved	MB		Water	-0.01 ppm	50 mL	2000 µg/L U	1	400	2000			6/18/21 00:45:45	N	II
RQ2106863-01	Potassium, Total	MB		Water	-0.01 ppm	50 mL	2000 µg/L U	1	400	2000			6/18/21 00:45:45	N	II
RQ2106863-01	Selenium, Total	MB		Water	0.00 ppm	50 mL	10 µg/L U	1	7	10			6/18/21 00:45:45	N	II
RQ2106863-01	Silver, Total	MB		Water	0.00 ppm	50 mL	10 µg/L U	1	0.6	10			6/18/21 00:45:45	N	II
RQ2106863-01	Sodium, Dissolved	MB		Water	0.02 ppm	50 mL	1000 µg/L U	1	200	1000			6/18/21 00:45:45	N	II
RQ2106863-01	Sodium, Total	MB		Water	0.02 ppm	50 mL	1000 µg/L U	1	200	1000			6/18/21 00:45:45	N	II
RQ2106863-01	Thallium, Total	MB		Water	0.00 ppm	50 mL	10 µg/L U	1	7	10			6/18/21 00:45:45	N	II
RQ2106863-01	Tin, Total	MB		Water	0.00 ppm	50 mL	500 µg/L U	1	8	500			6/18/21 00:45:45	N	II
RQ2106863-01	Vanadium, Total	MB		Water	0.00 ppm	50 mL	50 µg/L U	1	0.7	50			6/18/21 00:45:45	N	II
RQ2106863-01	Zinc, Total	MB		Water	0.00 ppm	50 mL	20 µg/L U	1	3	20			6/18/21 00:45:45	N	II
RQ2106863-02	Aluminum, Total	LCS		Water	1.98 ppm	50 mL	1980 µg/L	1	30	100	99		6/18/21 00:49:00	N	II
RQ2106863-02	Antimony, Total	LCS		Water	0.49 ppm	50 mL	485 µg/L	1	7	60	97		6/18/21 00:49:00	N	II
RQ2106863-02	Arsenic, Dissolved	LCS		Water	0.04 ppm	50 mL	35.5 µg/L	1	6	10	89		6/18/21 00:49:00	N	II

# indicates Final Result is not yet adjusted for Solids because it has not yet been determined.

Analytical Results Summary

Instrument Name: R-ICP-AES-06 **Analyst:** NMANSEN **Analysis Lot:** 727936 **Method/Testcode:** 6010C/As T

Lab Code	Target Analytes	QC	Parent Sample	Matrix	Raw Result	Sample Amt.	Final Result	Dil	MDL	PQL	% Rec	% RSD	Date Analyzed	QC?	Tier
RQ2106863-02	Arsenic, Total	LCS		Water	0.04 ppm	50 mL	35.5 µg/L	1	6	10	89		6/18/21 00:49:00	N	II
RQ2106863-02	Barium, Total	LCS		Water	2.04 ppm	50 mL	2040 µg/L	1	3	20	102		6/18/21 00:49:00	N	II
RQ2106863-02	Beryllium, Total	LCS		Water	0.05 ppm	50 mL	50.6 µg/L	1	0.2	3.0	101		6/18/21 00:49:00	N	II
RQ2106863-02	Boron, Total	LCS		Water	0.99 ppm	50 mL	993 µg/L	1	20	200	99		6/18/21 00:49:00	N	II
RQ2106863-02	Cadmium, Dissolved	LCS		Water	0.05 ppm	50 mL	51.8 µg/L	1	0.4	5.0	104		6/18/21 00:49:00	N	II
RQ2106863-02	Cadmium, Total	LCS		Water	0.05 ppm	50 mL	51.8 µg/L	1	0.4	5.0	104		6/18/21 00:49:00	N	II
RQ2106863-02	Calcium, Dissolved	LCS		Water	2.05 ppm	50 mL	2050 µg/L	1	300	1000	103		6/18/21 00:49:00	N	II
RQ2106863-02	Calcium, Total	LCS		Water	2.05 ppm	50 mL	2050 µg/L	1	300	1000	103		6/18/21 00:49:00	N	II
RQ2106863-02	Chromium, Total	LCS		Water	0.20 ppm	50 mL	205 µg/L	1	2	10	102		6/18/21 00:49:00	N	II
RQ2106863-02	Cobalt, Total	LCS		Water	0.51 ppm	50 mL	512 µg/L	1	0.9	50	102		6/18/21 00:49:00	N	II
RQ2106863-02	Copper, Total	LCS		Water	0.25 ppm	50 mL	246 µg/L	1	4	20	98		6/18/21 00:49:00	N	II
RQ2106863-02	Iron, Dissolved	LCS		Water	1.01 ppm	50 mL	1010 µg/L	1	70	100	101		6/18/21 00:49:00	N	II
RQ2106863-02	Iron, Total	LCS		Water	1.01 ppm	50 mL	1010 µg/L	1	70	100	101		6/18/21 00:49:00	N	II
RQ2106863-02	Lead, Dissolved	LCS		Water	0.51 ppm	50 mL	506 µg/L	1	3	50	101		6/18/21 00:49:00	N	II
RQ2106863-02	Lead, Total	LCS		Water	0.51 ppm	50 mL	506 µg/L	1	3	50	101		6/18/21 00:49:00	N	II
RQ2106863-02	Magnesium, Dissolved	LCS		Water	1.98 ppm	50 mL	1980 µg/L	1	30	1000	99		6/18/21 00:49:00	N	II
RQ2106863-02	Magnesium, Total	LCS		Water	1.98 ppm	50 mL	1980 µg/L	1	30	1000	99		6/18/21 00:49:00	N	II
RQ2106863-02	Manganese, Dissolved	LCS		Water	0.50 ppm	50 mL	500 µg/L	1	4	10	100		6/18/21 00:49:00	N	II
RQ2106863-02	Manganese, Total	LCS		Water	0.50 ppm	50 mL	500 µg/L	1	4	10	100		6/18/21 00:49:00	N	II
RQ2106863-02	Nickel, Total	LCS		Water	0.51 ppm	50 mL	511 µg/L	1	3	40	102		6/18/21 00:49:00	N	II
RQ2106863-02	Potassium, Dissolved	LCS		Water	19.49 ppm	50 mL	19500 µg/L	1	400	2000	97		6/18/21 00:49:00	N	II
RQ2106863-02	Potassium, Total	LCS		Water	19.49 ppm	50 mL	19500 µg/L	1	400	2000	97		6/18/21 00:49:00	N	II
RQ2106863-02	Selenium, Total	LCS		Water	1.01 ppm	50 mL	1010 µg/L	1	7	10	100		6/18/21 00:49:00	N	II
RQ2106863-02	Silver, Total	LCS		Water	0.05 ppm	50 mL	48.3 µg/L	1	0.6	10	97		6/18/21 00:49:00	N	II
RQ2106863-02	Sodium, Dissolved	LCS		Water	19.82 ppm	50 mL	19800 µg/L	1	200	1000	99		6/18/21 00:49:00	N	II
RQ2106863-02	Sodium, Total	LCS		Water	19.82 ppm	50 mL	19800 µg/L	1	200	1000	99		6/18/21 00:49:00	N	II
RQ2106863-02	Thallium, Total	LCS		Water	1.86 ppm	50 mL	1860 µg/L	1	7	10	93		6/18/21 00:49:00	N	II
RQ2106863-02	Tin, Total	LCS		Water	4.92 ppm	50 mL	4920 µg/L	1	8	500	98		6/18/21 00:49:00	N	II
RQ2106863-02	Vanadium, Total	LCS		Water	0.50 ppm	50 mL	500 µg/L	1	0.7	50	100		6/18/21 00:49:00	N	II
RQ2106863-02	Zinc, Total	LCS		Water	0.51 ppm	50 mL	512 µg/L	1	3	20	102		6/18/21 00:49:00	N	II
R2105861-001	Arsenic, Total	N/A		Water	0.00 ppm	50 mL	10 µg/L U	1	6	10			6/18/21 00:52:15	N	II
R2105861-001	Cadmium, Total	N/A		Water	0.00 ppm	50 mL	5.0 µg/L U	1	0.4	5.0			6/18/21 00:52:15	N	II
R2105861-001	Calcium, Total	N/A		Water	21.75 ppm	50 mL	21800 µg/L	1	300	1000			6/18/21 00:52:15	N	II
R2105861-001	Iron, Total	N/A		Water	1.08 ppm	50 mL	1080 µg/L	1	70	100			6/18/21 00:52:15	N	II
R2105861-001	Lead, Total	N/A		Water	0.00 ppm	50 mL	5.0 µg/L U	1	2.1	5.0			6/18/21 00:52:15	N	II
R2105861-001	Magnesium, Total	N/A		Water	5.62 ppm	50 mL	5600 µg/L	1	30	1000			6/18/21 00:52:15	N	II

# indicates Final Result is not yet adjusted for Solids because it has not yet been determined.

Analytical Results Summary

Instrument Name: R-ICP-AES-06 **Analyst:** NMANSEN **Analysis Lot:** 727936 **Method/Testcode:** 6010C/Mn T

Lab Code	Target Analytes	QC	Parent Sample	Matrix	Raw Result	Sample Amt.	Final Result	Dil	MDL	PQL	% Rec	% RSD	Date Analyzed	QC?	Tier
R2105861-001	Manganese, Total	N/A		Water	0.11 ppm	50 mL	109 µg/L	1	4	10			6/18/21 00:52:15	N	II
R2105861-001	Potassium, Total	N/A		Water	3.72 ppm	50 mL	3700 µg/L	1	400	2000			6/18/21 00:52:15	N	II
R2105861-001	Sodium, Total	N/A		Water	4.87 ppm	50 mL	4900 µg/L	1	200	1000			6/18/21 00:52:15	N	II
R2105861-002	Arsenic, Total	N/A		Water	0.00 ppm	50 mL	10 µg/L U	1	6	10			6/18/21 00:55:29	Y	II
R2105861-002	Cadmium, Total	N/A		Water	0.00 ppm	50 mL	5.0 µg/L U	1	0.4	5.0			6/18/21 00:55:29	Y	II
R2105861-002	Calcium, Total	N/A		Water	68.85 ppm	50 mL	68800 µg/L	1	300	1000			6/18/21 00:55:29	Y	II
R2105861-002	Iron, Total	N/A		Water	0.04 ppm	50 mL	100 µg/L U	1	70	100			6/18/21 00:55:29	Y	II
R2105861-002	Lead, Total	N/A		Water	0.00 ppm	50 mL	5.0 µg/L U	1	2.1	5.0			6/18/21 00:55:29	Y	II
R2105861-002	Magnesium, Total	N/A		Water	20.87 ppm	50 mL	20900 µg/L	1	30	1000			6/18/21 00:55:29	Y	II
R2105861-002	Manganese, Total	N/A		Water	0.01 ppm	50 mL	8 µg/L J	1	4	10			6/18/21 00:55:29	Y	II
R2105861-002	Potassium, Total	N/A		Water	1.53 ppm	50 mL	1500 µg/L J	1	400	2000			6/18/21 00:55:29	Y	II
R2105861-002	Sodium, Total	N/A		Water	5.54 ppm	50 mL	5500 µg/L	1	200	1000			6/18/21 00:55:29	Y	II
RQ2106863-03	Arsenic, Total	MS	R2105861-002	Water	0.04 ppm	50 mL	38 µg/L	1	6	10	94		6/18/21 00:58:44	N	II
RQ2106863-03	Cadmium, Total	MS	R2105861-002	Water	0.05 ppm	50 mL	50.7 µg/L	1	0.4	5.0	101		6/18/21 00:58:44	N	II
RQ2106863-03	Calcium, Total	MS	R2105861-002	Water	70.18 ppm	50 mL	70200 µg/L	1	300	1000	67*		6/18/21 00:58:44	N	II
RQ2106863-03	Iron, Total	MS	R2105861-002	Water	1.07 ppm	50 mL	1070 µg/L	1	70	100	107		6/18/21 00:58:44	N	II
RQ2106863-03	Lead, Total	MS	R2105861-002	Water	0.51 ppm	50 mL	506 µg/L	1	3	50	101		6/18/21 00:58:44	N	II
RQ2106863-03	Magnesium, Total	MS	R2105861-002	Water	22.94 ppm	50 mL	22900 µg/L	1	30	1000	103		6/18/21 00:58:44	N	II
RQ2106863-03	Manganese, Total	MS	R2105861-002	Water	0.52 ppm	50 mL	517 µg/L	1	4	10	102		6/18/21 00:58:44	N	II
RQ2106863-03	Potassium, Total	MS	R2105861-002	Water	22.01 ppm	50 mL	22000 µg/L	1	400	2000	102		6/18/21 00:58:44	N	II
RQ2106863-03	Sodium, Total	MS	R2105861-002	Water	25.64 ppm	50 mL	25600 µg/L	1	200	1000	100		6/18/21 00:58:44	N	II
RQ2106863-04	Arsenic, Total	DMS	R2105861-002	Water	0.04 ppm	50 mL	37 µg/L	1	6	10	93	1	6/18/21 01:01:59	N	II
RQ2106863-04	Cadmium, Total	DMS	R2105861-002	Water	0.05 ppm	50 mL	50.2 µg/L	1	0.4	5.0	100	<1	6/18/21 01:01:59	N	II
RQ2106863-04	Calcium, Total	DMS	R2105861-002	Water	69.57 ppm	50 mL	69600 µg/L	1	300	1000	36*	<1	6/18/21 01:01:59	N	II
RQ2106863-04	Iron, Total	DMS	R2105861-002	Water	1.07 ppm	50 mL	1070 µg/L	1	70	100	107	<1	6/18/21 01:01:59	N	II
RQ2106863-04	Lead, Total	DMS	R2105861-002	Water	0.50 ppm	50 mL	502 µg/L	1	3	50	100	<1	6/18/21 01:01:59	N	II
RQ2106863-04	Magnesium, Total	DMS	R2105861-002	Water	22.73 ppm	50 mL	22700 µg/L	1	30	1000	93	<1	6/18/21 01:01:59	N	II
RQ2106863-04	Manganese, Total	DMS	R2105861-002	Water	0.51 ppm	50 mL	511 µg/L	1	4	10	101	1	6/18/21 01:01:59	N	II
RQ2106863-04	Potassium, Total	DMS	R2105861-002	Water	21.76 ppm	50 mL	21800 µg/L	1	400	2000	101	1	6/18/21 01:01:59	N	II
RQ2106863-04	Sodium, Total	DMS	R2105861-002	Water	25.37 ppm	50 mL	25400 µg/L	1	200	1000	99	1	6/18/21 01:01:59	N	II
R2105861-003	Arsenic, Total	N/A		Water	0.00 ppm	50 mL	10 µg/L U	1	6	10			6/18/21 01:11:45	N	II
R2105861-003	Cadmium, Total	N/A		Water	0.00 ppm	50 mL	5.0 µg/L U	1	0.4	5.0			6/18/21 01:11:45	N	II
R2105861-003	Calcium, Total	N/A		Water	35.47 ppm	50 mL	35500 µg/L	1	300	1000			6/18/21 01:11:45	N	II
R2105861-003	Iron, Total	N/A		Water	0.01 ppm	50 mL	100 µg/L U	1	70	100			6/18/21 01:11:45	N	II
R2105861-003	Lead, Total	N/A		Water	0.00 ppm	50 mL	5.0 µg/L U	1	2.1	5.0			6/18/21 01:11:45	N	II
R2105861-003	Magnesium, Total	N/A		Water	10.41 ppm	50 mL	10400 µg/L	1	30	1000			6/18/21 01:11:45	N	II

# indicates Final Result is not yet adjusted for Solids because it has not yet been determined.

Analytical Results Summary

Instrument Name: R-ICP-AES-06 **Analyst:** NMANSEN **Analysis Lot:** 727936 **Method/Testcode:** 6010C/Mn T

Lab Code	Target Analytes	QC	Parent Sample	Matrix	Raw Result	Sample Amt.	Final Result	Dil	MDL	PQL	% Rec	% RSD	Date Analyzed	QC?	Tier
R2105861-003	Manganese, Total	N/A		Water	0.01 ppm	50 mL	8 µg/L J	1	4	10			6/18/21 01:11:45	N	II
R2105861-003	Potassium, Total	N/A		Water	1.17 ppm	50 mL	1200 µg/L J	1	400	2000			6/18/21 01:11:45	N	II
R2105861-003	Sodium, Total	N/A		Water	5.19 ppm	50 mL	5200 µg/L	1	200	1000			6/18/21 01:11:45	N	II
R2105861-004	Arsenic, Total	N/A		Water	0.00 ppm	50 mL	10 µg/L U	1	6	10			6/18/21 01:15:01	N	II
R2105861-004	Cadmium, Total	N/A		Water	0.00 ppm	50 mL	5.0 µg/L U	1	0.4	5.0			6/18/21 01:15:01	N	II
R2105861-004	Calcium, Total	N/A		Water	14.56 ppm	50 mL	14600 µg/L	1	300	1000			6/18/21 01:15:01	N	II
R2105861-004	Iron, Total	N/A		Water	0.90 ppm	50 mL	900 µg/L	1	70	100			6/18/21 01:15:01	N	II
R2105861-004	Lead, Total	N/A		Water	0.00 ppm	50 mL	5.0 µg/L U	1	2.1	5.0			6/18/21 01:15:01	N	II
R2105861-004	Magnesium, Total	N/A		Water	3.16 ppm	50 mL	3200 µg/L	1	30	1000			6/18/21 01:15:01	N	II
R2105861-004	Manganese, Total	N/A		Water	0.12 ppm	50 mL	123 µg/L	1	4	10			6/18/21 01:15:01	N	II
R2105861-004	Potassium, Total	N/A		Water	0.80 ppm	50 mL	800 µg/L J	1	400	2000			6/18/21 01:15:01	N	II
R2105861-004	Sodium, Total	N/A		Water	2.59 ppm	50 mL	2600 µg/L	1	200	1000			6/18/21 01:15:01	N	II
R2105861-005	Arsenic, Total	N/A		Water	0.00 ppm	50 mL	10 µg/L U	1	6	10			6/18/21 01:24:50	N	II
R2105861-005	Cadmium, Total	N/A		Water	0.00 ppm	50 mL	5.0 µg/L U	1	0.4	5.0			6/18/21 01:24:50	N	II
R2105861-005	Calcium, Total	N/A		Water	42.28 ppm	50 mL	42300 µg/L	1	300	1000			6/18/21 01:24:50	N	II
R2105861-005	Iron, Total	N/A		Water	0.00 ppm	50 mL	100 µg/L U	1	70	100			6/18/21 01:24:50	N	II
R2105861-005	Lead, Total	N/A		Water	0.00 ppm	50 mL	5.0 µg/L U	1	2.1	5.0			6/18/21 01:24:50	N	II
R2105861-005	Magnesium, Total	N/A		Water	14.32 ppm	50 mL	14300 µg/L	1	30	1000			6/18/21 01:24:50	N	II
R2105861-005	Manganese, Total	N/A		Water	0.00 ppm	50 mL	10 µg/L U	1	4	10			6/18/21 01:24:50	N	II
R2105861-005	Potassium, Total	N/A		Water	0.92 ppm	50 mL	900 µg/L J	1	400	2000			6/18/21 01:24:50	N	II
R2105861-005	Sodium, Total	N/A		Water	3.21 ppm	50 mL	3200 µg/L	1	200	1000			6/18/21 01:24:50	N	II
R2105861-006	Arsenic, Total	N/A		Water	0.00 ppm	50 mL	10 µg/L U	1	6	10			6/18/21 01:28:07	N	II
R2105861-006	Cadmium, Total	N/A		Water	0.00 ppm	50 mL	5.0 µg/L U	1	0.4	5.0			6/18/21 01:28:07	N	II
R2105861-006	Calcium, Total	N/A		Water	35.11 ppm	50 mL	35100 µg/L	1	300	1000			6/18/21 01:28:07	N	II
R2105861-006	Iron, Total	N/A		Water	0.01 ppm	50 mL	100 µg/L U	1	70	100			6/18/21 01:28:07	N	II
R2105861-006	Lead, Total	N/A		Water	0.00 ppm	50 mL	5.0 µg/L U	1	2.1	5.0			6/18/21 01:28:07	N	II
R2105861-006	Magnesium, Total	N/A		Water	10.35 ppm	50 mL	10400 µg/L	1	30	1000			6/18/21 01:28:07	N	II
R2105861-006	Manganese, Total	N/A		Water	0.00 ppm	50 mL	10 µg/L U	1	4	10			6/18/21 01:28:07	N	II
R2105861-006	Potassium, Total	N/A		Water	0.94 ppm	50 mL	900 µg/L J	1	400	2000			6/18/21 01:28:07	N	II
R2105861-006	Sodium, Total	N/A		Water	3.11 ppm	50 mL	3100 µg/L	1	200	1000			6/18/21 01:28:07	N	II
R2105861-007	Arsenic, Total	N/A		Water	-0.01 ppm	50 mL	10 µg/L U	1	6	10			6/18/21 01:31:23	N	II
R2105861-007	Cadmium, Total	N/A		Water	0.00 ppm	50 mL	5.0 µg/L U	1	0.4	5.0			6/18/21 01:31:23	N	II
R2105861-007	Calcium, Total	N/A		Water	95.12 ppm	50 mL	95100 µg/L	1	300	1000			6/18/21 01:31:23	N	II
R2105861-007	Iron, Total	N/A		Water	0.46 ppm	50 mL	460 µg/L	1	70	100			6/18/21 01:31:23	N	II
R2105861-007	Lead, Total	N/A		Water	0.00 ppm	50 mL	5.0 µg/L U	1	2.1	5.0			6/18/21 01:31:23	N	II
R2105861-007	Magnesium, Total	N/A		Water	39.89 ppm	50 mL	39900 µg/L	1	30	1000			6/18/21 01:31:23	N	II

# indicates Final Result is not yet adjusted for Solids because it has not yet been determined.

Analytical Results Summary

Instrument Name: R-ICP-AES-06 **Analyst:** NMANSEN **Analysis Lot:** 727936 **Method/Testcode:** 6010C/Mn T

Lab Code	Target Analytes	QC	Parent Sample	Matrix	Raw Result	Sample Amt.	Final Result	Dil	MDL	PQL	% Rec	% RSD	Date Analyzed	QC?	Tier
R2105861-007	Manganese, Total	N/A		Water	0.02 ppm	50 mL	23 µg/L	1	4	10			6/18/21 01:31:23	N	II
R2105861-007	Potassium, Total	N/A		Water	2.50 ppm	50 mL	2500 µg/L	1	400	2000			6/18/21 01:31:23	N	II
R2105861-007	Sodium, Total	N/A		Water	25.89 ppm	50 mL	25900 µg/L	1	200	1000			6/18/21 01:31:23	N	II
R2105861-008	Arsenic, Total	N/A		Water	0.00 ppm	50 mL	10 µg/L U	1	6	10			6/18/21 01:34:39	N	II
R2105861-008	Cadmium, Total	N/A		Water	0.00 ppm	50 mL	5.0 µg/L U	1	0.4	5.0			6/18/21 01:34:39	N	II
R2105861-008	Calcium, Total	N/A		Water	33.44 ppm	50 mL	33400 µg/L	1	300	1000			6/18/21 01:34:39	N	II
R2105861-008	Iron, Total	N/A		Water	0.05 ppm	50 mL	100 µg/L U	1	70	100			6/18/21 01:34:39	N	II
R2105861-008	Lead, Total	N/A		Water	0.00 ppm	50 mL	5.0 µg/L U	1	2.1	5.0			6/18/21 01:34:39	N	II
R2105861-008	Magnesium, Total	N/A		Water	9.78 ppm	50 mL	9800 µg/L	1	30	1000			6/18/21 01:34:39	N	II
R2105861-008	Manganese, Total	N/A		Water	0.02 ppm	50 mL	15 µg/L	1	4	10			6/18/21 01:34:39	N	II
R2105861-008	Potassium, Total	N/A		Water	0.88 ppm	50 mL	900 µg/L J	1	400	2000			6/18/21 01:34:39	N	II
R2105861-008	Sodium, Total	N/A		Water	4.05 ppm	50 mL	4100 µg/L	1	200	1000			6/18/21 01:34:39	N	II
R2105861-009	Arsenic, Total	N/A		Water	0.00 ppm	50 mL	10 µg/L U	1	6	10			6/18/21 01:37:56	N	II
R2105861-009	Cadmium, Total	N/A		Water	0.00 ppm	50 mL	5.0 µg/L U	1	0.4	5.0			6/18/21 01:37:56	N	II
R2105861-009	Calcium, Total	N/A		Water	50.69 ppm	50 mL	50700 µg/L	1	300	1000			6/18/21 01:37:56	N	II
R2105861-009	Iron, Total	N/A		Water	0.26 ppm	50 mL	260 µg/L	1	70	100			6/18/21 01:37:56	N	II
R2105861-009	Lead, Total	N/A		Water	0.00 ppm	50 mL	5.0 µg/L U	1	2.1	5.0			6/18/21 01:37:56	N	II
R2105861-009	Magnesium, Total	N/A		Water	15.03 ppm	50 mL	15000 µg/L	1	30	1000			6/18/21 01:37:56	N	II
R2105861-009	Manganese, Total	N/A		Water	0.00 ppm	50 mL	10 µg/L U	1	4	10			6/18/21 01:37:56	N	II
R2105861-009	Potassium, Total	N/A		Water	0.82 ppm	50 mL	800 µg/L J	1	400	2000			6/18/21 01:37:56	N	II
R2105861-009	Sodium, Total	N/A		Water	2.44 ppm	50 mL	2400 µg/L	1	200	1000			6/18/21 01:37:56	N	II
R2105861-010	Arsenic, Total	N/A		Water	-0.01 ppm	50 mL	10 µg/L U	1	6	10			6/18/21 01:41:12	N	II
R2105861-010	Cadmium, Total	N/A		Water	0.00 ppm	50 mL	5.0 µg/L U	1	0.4	5.0			6/18/21 01:41:12	N	II
R2105861-010	Calcium, Total	N/A		Water	21.50 ppm	50 mL	21500 µg/L	1	300	1000			6/18/21 01:41:12	N	II
R2105861-010	Iron, Total	N/A		Water	0.05 ppm	50 mL	100 µg/L U	1	70	100			6/18/21 01:41:12	N	II
R2105861-010	Lead, Total	N/A		Water	0.00 ppm	50 mL	5.0 µg/L U	1	2.1	5.0			6/18/21 01:41:12	N	II
R2105861-010	Magnesium, Total	N/A		Water	7.08 ppm	50 mL	7100 µg/L	1	30	1000			6/18/21 01:41:12	N	II
R2105861-010	Manganese, Total	N/A		Water	0.00 ppm	50 mL	4 µg/L J	1	4	10			6/18/21 01:41:12	N	II
R2105861-010	Potassium, Total	N/A		Water	0.65 ppm	50 mL	600 µg/L J	1	400	2000			6/18/21 01:41:12	N	II
R2105861-010	Sodium, Total	N/A		Water	2.63 ppm	50 mL	2600 µg/L	1	200	1000			6/18/21 01:41:12	N	II
R2105861-011	Arsenic, Total	N/A		Water	0.00 ppm	50 mL	10 µg/L U	1	6	10			6/18/21 01:44:28	N	II
R2105861-011	Cadmium, Total	N/A		Water	0.00 ppm	50 mL	5.0 µg/L U	1	0.4	5.0			6/18/21 01:44:28	N	II
R2105861-011	Calcium, Total	N/A		Water	34.97 ppm	50 mL	35000 µg/L	1	300	1000			6/18/21 01:44:28	N	II
R2105861-011	Iron, Total	N/A		Water	0.00 ppm	50 mL	100 µg/L U	1	70	100			6/18/21 01:44:28	N	II
R2105861-011	Lead, Total	N/A		Water	0.00 ppm	50 mL	5.0 µg/L U	1	2.1	5.0			6/18/21 01:44:28	N	II
R2105861-011	Magnesium, Total	N/A		Water	10.32 ppm	50 mL	10300 µg/L	1	30	1000			6/18/21 01:44:28	N	II

# indicates Final Result is not yet adjusted for Solids because it has not yet been determined.

Analytical Results Summary

Instrument Name: R-ICP-AES-06 **Analyst:** NMANSEN **Analysis Lot:** 727936 **Method/Testcode:** 6010C/Mn T

Lab Code	Target Analytes	QC	Parent Sample	Matrix	Raw Result	Sample Amt.	Final Result	Dil	MDL	PQL	% Rec	% RSD	Date Analyzed	QC?	Tier
R2105861-011	Manganese, Total	N/A		Water	0.00 ppm	50 mL	10 µg/L U	1	4	10			6/18/21 01:44:28	N	II
R2105861-011	Potassium, Total	N/A		Water	0.93 ppm	50 mL	900 µg/L J	1	400	2000			6/18/21 01:44:28	N	II
R2105861-011	Sodium, Total	N/A		Water	3.10 ppm	50 mL	3100 µg/L	1	200	1000			6/18/21 01:44:28	N	II
R2105861-012	Arsenic, Total	N/A		Water	0.00 ppm	50 mL	10 µg/L U	1	6	10			6/18/21 01:47:45	N	II
R2105861-012	Cadmium, Total	N/A		Water	0.00 ppm	50 mL	5.0 µg/L U	1	0.4	5.0			6/18/21 01:47:45	N	II
R2105861-012	Calcium, Total	N/A		Water	97.15 ppm	50 mL	97100 µg/L	1	300	1000			6/18/21 01:47:45	N	II
R2105861-012	Iron, Total	N/A		Water	42.49 ppm	50 mL	42500 µg/L	1	70	100			6/18/21 01:47:45	N	II
R2105861-012	Lead, Total	N/A		Water	0.03 ppm	50 mL	33.9 µg/L	1	2.1	5.0			6/18/21 01:47:45	N	II
R2105861-012	Magnesium, Total	N/A		Water	36.38 ppm	50 mL	36400 µg/L	1	30	1000			6/18/21 01:47:45	N	II
R2105861-012	Manganese, Total	N/A		Water	0.98 ppm	50 mL	983 µg/L	1	4	10			6/18/21 01:47:45	N	II
R2105861-012	Potassium, Total	N/A		Water	8.92 ppm	50 mL	8900 µg/L	1	400	2000			6/18/21 01:47:45	N	II
R2105861-012	Sodium, Total	N/A		Water	7.56 ppm	50 mL	7600 µg/L	1	200	1000			6/18/21 01:47:45	N	II
R2105861-013	Arsenic, Dissolved	N/A		Water	0.00 ppm	50 mL	10 µg/L U	1	6	10			6/18/21 01:51:01	N	II
R2105861-013	Cadmium, Dissolved	N/A		Water	0.00 ppm	50 mL	5.0 µg/L U	1	0.4	5.0			6/18/21 01:51:01	N	II
R2105861-013	Calcium, Dissolved	N/A		Water	47.55 ppm	50 mL	47500 µg/L	1	300	1000			6/18/21 01:51:01	N	II
R2105861-013	Iron, Dissolved	N/A		Water	0.26 ppm	50 mL	260 µg/L	1	70	100			6/18/21 01:51:01	N	II
R2105861-013	Lead, Dissolved	N/A		Water	0.00 ppm	50 mL	5.0 µg/L U	1	2.1	5.0			6/18/21 01:51:01	N	II
R2105861-013	Magnesium, Dissolved	N/A		Water	10.23 ppm	50 mL	10200 µg/L	1	30	1000			6/18/21 01:51:01	N	II
R2105861-013	Manganese, Dissolved	N/A		Water	0.02 ppm	50 mL	15 µg/L	1	4	10			6/18/21 01:51:01	N	II
R2105861-013	Potassium, Dissolved	N/A		Water	2.71 ppm	50 mL	2700 µg/L	1	400	2000			6/18/21 01:51:01	N	II
R2105861-013	Sodium, Dissolved	N/A		Water	26.97 ppm	50 mL	27000 µg/L	1	200	1000			6/18/21 01:51:01	N	II
R2105861-014	Arsenic, Total	N/A		Water	0.00 ppm	50 mL	10 µg/L U	1	6	10			6/18/21 01:54:18	N	II
R2105861-014	Cadmium, Total	N/A		Water	0.00 ppm	50 mL	5.0 µg/L U	1	0.4	5.0			6/18/21 01:54:18	N	II
R2105861-014	Calcium, Total	N/A		Water	23.99 ppm	50 mL	24000 µg/L	1	300	1000			6/18/21 01:54:18	N	II
R2105861-014	Iron, Total	N/A		Water	0.58 ppm	50 mL	580 µg/L	1	70	100			6/18/21 01:54:18	N	II
R2105861-014	Lead, Total	N/A		Water	0.00 ppm	50 mL	5.0 µg/L U	1	2.1	5.0			6/18/21 01:54:18	N	II
R2105861-014	Magnesium, Total	N/A		Water	7.76 ppm	50 mL	7800 µg/L	1	30	1000			6/18/21 01:54:18	N	II
R2105861-014	Manganese, Total	N/A		Water	0.03 ppm	50 mL	30 µg/L	1	4	10			6/18/21 01:54:18	N	II
R2105861-014	Potassium, Total	N/A		Water	10.62 ppm	50 mL	10600 µg/L	1	400	2000			6/18/21 01:54:18	N	II
R2105861-014	Sodium, Total	N/A		Water	3.42 ppm	50 mL	3400 µg/L	1	200	1000			6/18/21 01:54:18	N	II
R2105861-015	Arsenic, Total	N/A		Water	0.00 ppm	50 mL	10 µg/L U	1	6	10			6/18/21 02:04:06	N	II
R2105861-015	Cadmium, Total	N/A		Water	0.00 ppm	50 mL	5.0 µg/L U	1	0.4	5.0			6/18/21 02:04:06	N	II
R2105861-015	Calcium, Total	N/A		Water	140.77 ppm	50 mL	141000 µg/L	1	300	1000			6/18/21 02:04:06	N	II
R2105861-015	Iron, Total	N/A		Water	0.16 ppm	50 mL	160 µg/L	1	70	100			6/18/21 02:04:06	N	II
R2105861-015	Lead, Total	N/A		Water	0.00 ppm	50 mL	5.0 µg/L U	1	2.1	5.0			6/18/21 02:04:06	N	II
R2105861-015	Magnesium, Total	N/A		Water	38.83 ppm	50 mL	38800 µg/L	1	30	1000			6/18/21 02:04:06	N	II

# indicates Final Result is not yet adjusted for Solids because it has not yet been determined.

Analytical Results Summary

Instrument Name: R-ICP-AES-06 **Analyst:** NMANSEN **Analysis Lot:** 727936 **Method/Testcode:** 6010C/Mn T

Lab Code	Target Analytes	QC	Parent Sample	Matrix	Raw Result	Sample Amt.	Final Result	Dil	MDL	PQL	% Rec	% RSD	Date Analyzed	QC?	Tier
R2105861-015	Manganese, Total	N/A		Water	0.00 ppm	50 mL	4 µg/L J	1	4	10			6/18/21 02:04:06	N	II
R2105861-015	Potassium, Total	N/A		Water	2.70 ppm	50 mL	2700 µg/L	1	400	2000			6/18/21 02:04:06	N	II
R2105861-015	Sodium, Total	N/A		Water	12.03 ppm	50 mL	12000 µg/L	1	200	1000			6/18/21 02:04:06	N	II
R2105863-001	Aluminum, Total	N/A		Water	0.05 ppm	50 mL	50 µg/L J	1	30	100			6/18/21 02:07:22	N	IV
R2105863-001	Antimony, Total	N/A		Water	0.00 ppm	50 mL	60 µg/L U	1	7	60			6/18/21 02:07:22	N	IV
R2105863-001	Arsenic, Total	N/A		Water	0.04 ppm	50 mL	45 µg/L	1	6	10			6/18/21 02:07:22	N	IV
R2105863-001	Barium, Total	N/A		Water	0.62 ppm	50 mL	623 µg/L	1	3	20			6/18/21 02:07:22	N	IV
R2105863-001	Beryllium, Total	N/A		Water	0.00 ppm	50 mL	3.0 µg/L U	1	0.2	3.0			6/18/21 02:07:22	N	IV
R2105863-001	Boron, Total	N/A		Water	9.54 ppm	50 mL	9540 µg/L	1	20	200			6/18/21 02:07:22	N	IV
R2105863-001	Cadmium, Total	N/A		Water	0.00 ppm	50 mL	5.0 µg/L U	1	0.4	5.0			6/18/21 02:07:22	N	IV
R2105863-001	Calcium, Total	N/A		Water	147.70 ppm	50 mL	148000 µg/L	1	300	1000			6/18/21 02:07:22	N	IV
R2105863-001	Chromium, Total	N/A		Water	0.07 ppm	50 mL	69 µg/L	1	2	10			6/18/21 02:07:22	N	IV
R2105863-001	Cobalt, Total	N/A		Water	0.01 ppm	50 mL	15 µg/L J	1	0.9	50			6/18/21 02:07:22	N	IV
R2105863-001	Copper, Total	N/A		Water	0.00 ppm	50 mL	20 µg/L U	1	4	20			6/18/21 02:07:22	N	IV
R2105863-001	Iron, Total	N/A		Water	0.63 ppm	50 mL	630 µg/L	1	70	100			6/18/21 02:07:22	N	IV
R2105863-001	Lead, Total	N/A		Water	0.00 ppm	50 mL	5.0 µg/L U	1	2.1	5.0			6/18/21 02:07:22	N	IV
R2105863-001	Magnesium, Total	N/A		Water	124.21 ppm	50 mL	124000 µg/L	1	30	1000			6/18/21 02:07:22	N	IV
R2105863-001	Manganese, Total	N/A		Water	0.47 ppm	50 mL	472 µg/L	1	4	10			6/18/21 02:07:22	N	IV
R2105863-001	Nickel, Total	N/A		Water	0.05 ppm	50 mL	54 µg/L	1	3	40			6/18/21 02:07:22	N	IV
R2105863-001	Selenium, Total	N/A		Water	0.00 ppm	50 mL	10 µg/L U	1	7	10			6/18/21 02:07:22	N	IV
R2105863-001	Silver, Total	N/A		Water	0.00 ppm	50 mL	10 µg/L U	1	0.6	10			6/18/21 02:07:22	N	IV
R2105863-001	Thallium, Total	N/A		Water	0.00 ppm	50 mL	10 µg/L U	1	7	10			6/18/21 02:07:22	N	IV
R2105863-001	Tin, Total	N/A		Water	0.00 ppm	50 mL	500 µg/L U	1	8	500			6/18/21 02:07:22	N	IV
R2105863-001	Vanadium, Total	N/A		Water	0.04 ppm	50 mL	41 µg/L J	1	0.7	50			6/18/21 02:07:22	N	IV
R2105863-001	Zinc, Total	N/A		Water	0.00 ppm	50 mL	20 µg/L U	1	3	20			6/18/21 02:07:22	N	IV
R2105863-003	Aluminum, Total	N/A		Water	0.21 ppm	50 mL	210 µg/L	1	30	100			6/18/21 02:10:39	N	IV
R2105863-003	Antimony, Total	N/A		Water	0.02 ppm	50 mL	18 µg/L J	1	7	60			6/18/21 02:10:39	N	IV
R2105863-003	Arsenic, Total	N/A		Water	0.03 ppm	50 mL	27 µg/L	1	6	10			6/18/21 02:10:39	N	IV
R2105863-003	Barium, Total	N/A		Water	0.35 ppm	50 mL	351 µg/L	1	3	20			6/18/21 02:10:39	N	IV
R2105863-003	Beryllium, Total	N/A		Water	0.00 ppm	50 mL	0.2 µg/L J	1	0.2	3.0			6/18/21 02:10:39	N	IV
R2105863-003	Cadmium, Total	N/A		Water	0.00 ppm	50 mL	5.0 µg/L U	1	0.4	5.0			6/18/21 02:10:39	N	IV
R2105863-003	Calcium, Total	N/A		Water	223.21 ppm	50 mL	223000 µg/L	1	300	1000			6/18/21 02:10:39	N	IV
R2105863-003	Chromium, Total	N/A		Water	0.07 ppm	50 mL	69 µg/L	1	2	10			6/18/21 02:10:39	N	IV
R2105863-003	Cobalt, Total	N/A		Water	0.01 ppm	50 mL	12 µg/L J	1	0.9	50			6/18/21 02:10:39	N	IV
R2105863-003	Copper, Total	N/A		Water	0.00 ppm	50 mL	20 µg/L U	1	4	20			6/18/21 02:10:39	N	IV
R2105863-003	Iron, Total	N/A		Water	11.43 ppm	50 mL	11400 µg/L	1	70	100			6/18/21 02:10:39	N	IV

# indicates Final Result is not yet adjusted for Solids because it has not yet been determined.

Analytical Results Summary

Instrument Name: R-ICP-AES-06 **Analyst:** NMANSEN **Analysis Lot:** 727936 **Method/Testcode:** 6010C/Pb T

Lab Code	Target Analytes	QC	Parent Sample	Matrix	Raw Result	Sample Amt.	Final Result	Dil	MDL	PQL	% Rec	% RSD	Date Analyzed	QC?	Tier
R2105863-003	Lead, Total	N/A		Water	0.00 ppm	50 mL	5.0 µg/L U	1	2.1	5.0			6/18/21 02:10:39	N	IV
R2105863-003	Magnesium, Total	N/A		Water	229.88 ppm	50 mL	230000 µg/L	1	30	1000			6/18/21 02:10:39	N	IV
R2105863-003	Manganese, Total	N/A		Water	2.17 ppm	50 mL	2170 µg/L	1	4	10			6/18/21 02:10:39	N	IV
R2105863-003	Nickel, Total	N/A		Water	0.12 ppm	50 mL	119 µg/L	1	3	40			6/18/21 02:10:39	N	IV
R2105863-003	Selenium, Total	N/A		Water	-0.01 ppm	50 mL	10 µg/L U	1	7	10			6/18/21 02:10:39	N	IV
R2105863-003	Silver, Total	N/A		Water	0.00 ppm	50 mL	10 µg/L U	1	0.6	10			6/18/21 02:10:39	N	IV
R2105863-003	Thallium, Total	N/A		Water	0.00 ppm	50 mL	10 µg/L U	1	7	10			6/18/21 02:10:39	N	IV
R2105863-003	Tin, Total	N/A		Water	0.00 ppm	50 mL	500 µg/L U	1	8	500			6/18/21 02:10:39	N	IV
R2105863-003	Vanadium, Total	N/A		Water	0.02 ppm	50 mL	24 µg/L J	1	0.7	50			6/18/21 02:10:39	N	IV
R2105863-003	Zinc, Total	N/A		Water	0.18 ppm	50 mL	184 µg/L	1	3	20			6/18/21 02:10:39	N	IV
R2105863-005	Aluminum, Total	N/A		Water	0.13 ppm	50 mL	130 µg/L	1	30	100			6/18/21 02:13:55	N	IV
R2105863-005	Antimony, Total	N/A		Water	0.00 ppm	50 mL	60 µg/L U	1	7	60			6/18/21 02:13:55	N	IV
R2105863-005	Arsenic, Total	N/A		Water	0.04 ppm	50 mL	39 µg/L	1	6	10			6/18/21 02:13:55	N	IV
R2105863-005	Barium, Total	N/A		Water	0.28 ppm	50 mL	283 µg/L	1	3	20			6/18/21 02:13:55	N	IV
R2105863-005	Beryllium, Total	N/A		Water	0.00 ppm	50 mL	3.0 µg/L U	1	0.2	3.0			6/18/21 02:13:55	N	IV
R2105863-005	Boron, Total	N/A		Water	8.36 ppm	50 mL	8360 µg/L	1	20	200			6/18/21 02:13:55	N	IV
R2105863-005	Cadmium, Total	N/A		Water	0.00 ppm	50 mL	5.0 µg/L U	1	0.4	5.0			6/18/21 02:13:55	N	IV
R2105863-005	Calcium, Total	N/A		Water	151.97 ppm	50 mL	152000 µg/L	1	300	1000			6/18/21 02:13:55	N	IV
R2105863-005	Chromium, Total	N/A		Water	0.08 ppm	50 mL	76 µg/L	1	2	10			6/18/21 02:13:55	N	IV
R2105863-005	Cobalt, Total	N/A		Water	0.02 ppm	50 mL	20 µg/L J	1	0.9	50			6/18/21 02:13:55	N	IV
R2105863-005	Copper, Total	N/A		Water	0.00 ppm	50 mL	20 µg/L U	1	4	20			6/18/21 02:13:55	N	IV
R2105863-005	Iron, Total	N/A		Water	5.30 ppm	50 mL	5300 µg/L	1	70	100			6/18/21 02:13:55	N	IV
R2105863-005	Lead, Total	N/A		Water	0.00 ppm	50 mL	5.0 µg/L U	1	2.1	5.0			6/18/21 02:13:55	N	IV
R2105863-005	Magnesium, Total	N/A		Water	92.04 ppm	50 mL	92000 µg/L	1	30	1000			6/18/21 02:13:55	N	IV
R2105863-005	Manganese, Total	N/A		Water	0.82 ppm	50 mL	822 µg/L	1	4	10			6/18/21 02:13:55	N	IV
R2105863-005	Nickel, Total	N/A		Water	0.08 ppm	50 mL	83 µg/L	1	3	40			6/18/21 02:13:55	N	IV
R2105863-005	Selenium, Total	N/A		Water	-0.01 ppm	50 mL	10 µg/L U	1	7	10			6/18/21 02:13:55	N	IV
R2105863-005	Silver, Total	N/A		Water	0.00 ppm	50 mL	10 µg/L U	1	0.6	10			6/18/21 02:13:55	N	IV
R2105863-005	Thallium, Total	N/A		Water	0.00 ppm	50 mL	10 µg/L U	1	7	10			6/18/21 02:13:55	N	IV
R2105863-005	Tin, Total	N/A		Water	0.01 ppm	50 mL	500 µg/L U	1	8	500			6/18/21 02:13:55	N	IV
R2105863-005	Vanadium, Total	N/A		Water	0.03 ppm	50 mL	33 µg/L J	1	0.7	50			6/18/21 02:13:55	N	IV
R2105863-005	Zinc, Total	N/A		Water	0.03 ppm	50 mL	28 µg/L	1	3	20			6/18/21 02:13:55	N	IV
R2105875-001	Sodium, Total	N/A		Water	39.71 ppm	50 mL	7940000 µg/L	200	30000	200000			6/18/21 02:17:12	N	IV
R2105875-002	Sodium, Total	N/A		Water	56.64 ppm	50 mL	5660000 µg/L	100	20000	100000			6/18/21 02:20:28	N	IV

# indicates Final Result is not yet adjusted for Solids because it has not yet been determined.

METALS
-2A-
INITIAL AND CONTINUING CALIBRATION VERIFICATION

Contract: R2105887

Lab Code: _____ Case No.: _____ SAS No.: _____ SDG NO.: TP-01 (350)

Initial Calibration Source: PERKIN ELMER

Continuing Calibration Source: PERKIN ELMER

Concentration Units: ug/L

Analyte	Initial Calibration			Continuing Calibration					M
	True	Found	%R(1)	True	Found	%R(1)	Found	%R(1)	
Arsenic	1000	976	98	1000	970	97	950	95	P
Barium	10000	10200	102	10000	10200	102	10200	102	P
Beryllium	250	250	100	250	248	99	245	98	P
Cadmium	500	493	99	500	493	99	492	98	P
Mercury	3.00	3.07	102	3.00	3.05	102	3.03	101	CV
Chromium	500	509	102	500	506	101	503	101	P
Copper	1250	1230	98	1250	1220	98	1220	98	P
Lead	500	501	100	500	501	100	498	100	P
Manganese	750	750	100	750	747	100	743	99	P
Nickel	2000	1980	99	2000	1970	98	1970	98	P
Selenium	500	482	96	500	476	95	478	96	P
Silver	500	488	98	500	488	98	486	97	P
Zinc	1000	979	98	1000	975	98	971	97	P

Comments:

METALS
-2A-
INITIAL AND CONTINUING CALIBRATION VERIFICATION

Contract: R2105887

Lab Code: _____ Case No.: _____ SAS No.: _____ SDG NO.: TP-01 (350)

Initial Calibration Source: PERKIN ELMER

Continuing Calibration Source: PERKIN ELMER

Concentration Units: ug/L

Analyte	Initial Calibration			Continuing Calibration					M
	True	Found	%R(1)	True	Found	%R(1)	Found	%R(1)	
Arsenic				1000	952	95	940	94	P
Barium				10000	10100	101	10100	101	P
Beryllium				250	245	98	243	97	P
Cadmium				500	494	99	490	98	P
Mercury				3.00	3.00	100	2.98	99	CV
Chromium				500	506	101	504	101	P
Copper				1250	1210	97	1210	97	P
Lead				500	500	100	494	99	P
Manganese				750	746	99	743	99	P
Nickel				2000	1970	98	1970	98	P
Selenium				500	476	95	473	95	P
Silver				500	487	97	485	97	P
Zinc				1000	976	98	966	97	P

Comments:

METALS
-2A-
INITIAL AND CONTINUING CALIBRATION VERIFICATION

Contract: R2105887

Lab Code: _____ Case No.: _____ SAS No.: _____ SDG NO.: TP-01 (350)

Initial Calibration Source: PERKIN ELMER

Continuing Calibration Source: PERKIN ELMER

Concentration Units: ug/L

Analyte	Initial Calibration			Continuing Calibration					M
	True	Found	%R(1)	True	Found	%R(1)	Found	%R(1)	
Arsenic				1000	946	95			P
Barium				10000	10200	102			P
Beryllium				250	244	98			P
Cadmium				500	491	98			P
Mercury				3.00	2.98	99	2.97	99	CV
Chromium				500	505	101			P
Copper				1250	1210	97			P
Lead				500	494	99			P
Manganese				750	744	99			P
Nickel				2000	1970	98			P
Selenium				500	474	95			P
Silver				500	486	97			P
Zinc				1000	971	97			P

Comments:

METALS
-2A-
INITIAL AND CONTINUING CALIBRATION VERIFICATION

Contract: R2105887

Lab Code: _____ Case No.: _____ SAS No.: _____ SDG NO.: TP-01 (350)

Initial Calibration Source: PERKIN ELMER

Continuing Calibration Source: PERKIN ELMER

Concentration Units: ug/L

Analyte	Initial Calibration			Continuing Calibration					M
	True	Found	%R(1)	True	Found	%R(1)	Found	%R(1)	
Arsenic	1000	984	98	1000	966	97	988	99	P

Comments:

METALS
-2A-
INITIAL AND CONTINUING CALIBRATION VERIFICATION

Contract: R2105887

Lab Code: _____ Case No.: _____ SAS No.: _____ SDG NO.: TP-01 (350)

Initial Calibration Source: PERKIN ELMER

Continuing Calibration Source: PERKIN ELMER

Concentration Units: ug/L

Analyte	Initial Calibration			Continuing Calibration					M
	True	Found	%R(1)	True	Found	%R(1)	Found	%R(1)	
Arsenic				1000	966	97	978	98	P

Comments:

METALS
-2A-
INITIAL AND CONTINUING CALIBRATION VERIFICATION

Contract: R2105887

Lab Code: _____ Case No.: _____ SAS No.: _____ SDG NO.: TP-01 (350)

Initial Calibration Source: PERKIN ELMER

Continuing Calibration Source: PERKIN ELMER

Concentration Units: ug/L

Analyte	Initial Calibration			Continuing Calibration					M
	True	Found	%R(1)	True	Found	%R(1)	Found	%R(1)	
Arsenic				1000	983	98			P

Comments:

METALS

-3-

BLANKS

Contract: R2105887

Lab Code: _____ Case No.: _____ SAS No.: _____ SDG NO.: TP-01 (350)

Preparation Blank Matrix (soil/water): SOIL

Preparation Blank Concentration Units (ug/L, ppt, or mg/kg): MG/KG

Analyte	Initial Calib. Blank ug/L	C	Continuing Calibration Blank ug/L 1	C	2	C	3	C	Preparation Blank	C	M
Arsenic	7.00	U	7.00	U	7.00	U	7.00	U	0.700	U	P
Barium	15.00	U	15.00	U	15.00	U	15.00	U	1.500	U	P
Beryllium	0.60	U	0.60	U	0.60	U	0.60	U	0.060	U	P
Cadmium	0.86	U	0.86	U	0.86	U	0.86	U	0.086	U	P
Mercury	0.078	U	0.078	U	0.078	U	0.078	U	0.013	U	CV
Chromium	3.50	U	3.50	U	3.50	U	3.50	U	0.350	U	P
Copper	1.30	U	1.30	U	1.30	U	1.30	U	0.130	U	P
Lead	4.00	U	4.00	U	4.00	U	4.00	U	0.400	U	P
Manganese	1.60	U	1.60	U	1.60	U	1.60	U	0.160	U	P
Nickel	6.60	U	6.60	U	6.60	U	6.60	U	0.660	U	P
Selenium	5.40	U	5.40	U	5.40	U	5.40	U	-0.610	J	P
Silver	0.90	U	0.90	U	0.90	U	0.90	U	0.090	U	P
Zinc	14.00	U	14.00	U	14.00	U	14.00	U	1.400	U	P

Comments:

METALS

-3-

BLANKS

Contract: R2105887

Lab Code: _____ Case No.: _____ SAS No.: _____ SDG NO.: TP-01 (350)

Preparation Blank Matrix (soil/water): WATER

Preparation Blank Concentration Units (ug/L, ppt, or mg/kg): UG/L

Analyte	Initial Calib. Blank ug/L	C	Continuing Calibration Blank ug/L 1	C	2	C	3	C	Preparation Blank	C	M
Arsenic			7.00	U	7.00	U					P
Barium			15.00	U	15.00	U					P
Beryllium			0.60	U	0.60	U					P
Cadmium			0.86	U	0.86	U					P
Mercury			0.078	U	0.078	U	0.078	U			CV
Chromium			3.50	U	3.50	U					P
Copper			1.30	U	1.30	U					P
Lead			4.00	U	4.00	U					P
Manganese			1.60	U	1.60	U					P
Nickel			6.60	U	6.60	U					P
Selenium			5.40	U	5.40	U					P
Silver			0.90	U	0.90	U					P
Zinc			14.00	U	14.00	U					P

Comments:

METALS

-3-

BLANKS

Contract: R2105887

Lab Code: _____ Case No.: _____ SAS No.: _____ SDG NO.: TP-01 (350)

Preparation Blank Matrix (soil/water): WATER

Preparation Blank Concentration Units (ug/L, ppt, or mg/kg): UG/L

Analyte	Initial Calib. Blank ug/L	C	Continuing Calibration Blank ug/L 1	C	2	C	3	C	Preparation Blank	C	M
Arsenic	7.00	U	7.00	U	7.00	U	7.00	U			P

Comments:

METALS

-3-

BLANKS

Contract: R2105887

Lab Code: _____ Case No.: _____ SAS No.: _____ SDG NO.: TP-01 (350)

Preparation Blank Matrix (soil/water): WATER

Preparation Blank Concentration Units (ug/L, ppt, or mg/kg): UG/L

Analyte	Initial Calib. Blank ug/L	C	Continuing Calibration Blank ug/L 1	C	2	C	3	C	Preparation Blank	C	M
Arsenic			7.00	U	7.00	U					P

Comments:

METALS

-14-

ANALYSIS RUN LOG

Contract: R2105887

Lab Code: _____ Case No.: _____ SAS No.: _____ SDG No.: TP-01 (350)

Instrument ID Number: Agilent ICP Method: P

Start Date: 6/17/2021 End Date: 6/17/2021

Sample ID.	D/F	Time	% R	Analytes																							
				AL	SB	AS	BA	BE	CD	CA	CR	CO	CU	FE	PB	MG	MN	HG	NI	K	SE	AG	NA	TL	V	ZN	CN
BLANK	1.00	09:34				X	X	X	X		X		X		X		X		X		X	X				X	
STANDARD 1	1.00	09:37				X	X	X	X		X		X		X		X		X		X	X				X	
STANDARD 2	1.00	09:40				X	X	X	X		X		X		X		X		X		X	X				X	
STANDARD 3	1.00	09:44				X	X	X	X		X		X		X		X		X		X	X				X	
STANDARD 4	1.00	09:47				X	X	X	X		X		X		X		X		X		X	X				X	
STANDARD 5	1.00	09:50				X	X	X	X		X		X		X		X		X		X	X				X	
ICV1	1.00	09:54				X	X	X	X		X		X		X		X		X		X	X				X	
ICB1	1.00	09:57				X	X	X	X		X		X		X		X		X		X	X				X	
CRDL1	1.00	10:00				X	X	X	X		X		X		X		X		X		X	X				X	
ICS-A1	1.00	10:04				X	X	X	X		X		X		X		X		X		X	X				X	
ICS-AB1	1.00	10:07				X	X	X	X		X		X		X		X		X		X	X				X	
CCV1	1.00	10:10				X	X	X	X		X		X		X		X		X		X	X				X	
CCB1	1.00	10:13				X	X	X	X		X		X		X		X		X		X	X				X	
PBS	1.00	10:17				X	X	X	X		X		X		X		X		X		X	X				X	
LCSS	1.00	10:20				X	X	X	X		X		X		X		X		X		X	X				X	
ZZZZZZ	1.00	10:23																									
ZZZZZZ	1.00	10:26																									
ZZZZZZ	1.00	10:30																									
ZZZZZZ	1.00	10:33																									
ZZZZZZ	1.00	10:36																									
ZZZZZZ	1.00	10:39																									
ZZZZZZ	1.00	10:43																									
ZZZZZZ	1.00	10:46																									
CCV2	1.00	10:49				X	X	X	X		X		X		X		X		X		X	X				X	
CCB2	1.00	10:52				X	X	X	X		X		X		X		X		X		X	X				X	
ZZZZZZ	5.00	10:56																									
ZZZZZZ	1.00	10:59																									
ZZZZZZ	1.00	11:02																									
ZZZZZZ	1.00	11:06																									
ZZZZZZ	1.00	11:09																									
TP-01 (350)	1.00	11:12				X	X	X	X		X		X		X		X		X		X	X				X	
TP-07 (350)	1.00	11:15					X	X	X		X		X		X		X		X		X	X				X	
TP-08+09+10 (350)	1.00	11:19				X	X	X	X		X		X		X		X		X		X	X				X	

* - Denotes additional elements (other than the standard CLP elements) are represented on another Form 14

METALS

-14-

ANALYSIS RUN LOG

Contract: R2105887

Lab Code: _____ Case No.: _____ SAS No.: _____ SDG No.: TP-01 (350)

Instrument ID Number: Agilent ICP Method: P

Start Date: 6/17/2021 End Date: 6/17/2021

Sample ID.	D/F	Time	% R	Analytes																							
				AL	SB	AS	BA	BE	CD	CA	CR	CO	CU	FE	PB	MG	MN	HG	NI	K	SE	AG	NA	TL	V	ZN	CN
TP-11+12 (350)	1.00	11:22				X	X	X	X		X		X		X		X		X		X	X				X	
TP-01 (370)	1.00	11:25				X	X	X	X		X		X		X		X		X		X	X				X	
CCV3	1.00	11:28				X	X	X	X		X		X		X		X		X		X	X				X	
CCB3	1.00	11:31				X	X	X	X		X		X		X		X		X		X	X				X	
TP-06+07 (370)	1.00	11:35				X	X	X	X		X		X		X		X		X		X	X				X	
TP-08+09 (370)	1.00	11:38				X	X	X	X		X		X		X		X		X		X	X				X	
TP-10+11 (370)	1.00	11:41				X	X	X	X		X		X		X		X		X		X	X				X	
TP-10+11 (370)S	1.00	11:45				X	X	X	X		X		X		X		X		X		X	X				X	
TP-10+11 (370)SD	1.00	11:48				X	X	X	X		X		X		X		X		X		X	X				X	
TP-10+11 (370)A	1.00	11:51				X	X	X	X		X		X		X		X		X		X	X				X	
TP-10+11 (370)L	5.00	11:54				X	X	X	X		X		X		X		X		X		X	X				X	
ZZZZZZ	10.00	11:58																									
ZZZZZZ	10.00	12:01																									
ZZZZZZ	10.00	12:04																									
CCV4	1.00	12:07				X	X	X	X		X		X		X		X		X		X	X				X	
CCB4	1.00	12:11				X	X	X	X		X		X		X		X		X		X	X				X	
CRDL2	1.00	12:14				X	X	X	X		X		X		X		X		X		X	X				X	
ICS-A2	1.00	12:17				X	X	X	X		X		X		X		X		X		X	X				X	
ICS-AB2	1.00	12:20				X	X	X	X		X		X		X		X		X		X	X				X	
ZZZZZZ	1.00	12:24																									
ZZZZZZ	1.00	12:27																									
ZZZZZZ	1.00	12:30																									
CCV5	1.00	12:33				X	X	X	X		X		X		X		X		X		X	X				X	
CCB5	1.00	12:37				X	X	X	X		X		X		X		X		X		X	X				X	

* - Denotes additional elements (other than the standard CLP elements) are represented on another Form 14

METALS

-14-

ANALYSIS RUN LOG

Contract: R2105887

Lab Code: _____ Case No.: _____ SAS No.: _____ SDG No.: TP-01 (350)

Instrument ID Number: PE FAA/CVAA Method: CV

Start Date: 6/17/2021 End Date: 6/17/2021

Sample ID.	D/F	Time	% R	Analytes																							
				AL	SB	AS	BA	BE	CD	CA	CR	CO	CU	FE	PB	MG	MN	HG	NI	K	SE	AG	NA	TL	V	ZN	CN
Calib Blank	1.00	12:56																X									
0.2ppb std	1.00	12:58																X									
0.5ppb std	1.00	13:01																X									
1.0ppb std	1.00	13:03																X									
2.0ppb std	1.00	13:06																X									
5.0ppb std	1.00	13:09																X									
10.0ppb std	1.00	13:11																X									
ICV1	1.00	13:14																X									
ICB1	1.00	13:16																X									
CRDL1	1.00	13:19																X									
CCV1	1.00	13:21																X									
CCB1	1.00	13:24																X									
PBS	1.00	13:27																X									
LCSS	1.00	13:29																X									
ZZZZZZ	1.00	13:32																									
ZZZZZZ	1.00	13:34																									
ZZZZZZ	1.00	13:37																									
ZZZZZZ	1.00	13:39																									
ZZZZZZ	1.00	13:42																									
ZZZZZZ	1.00	13:45																									
ZZZZZZ	1.00	13:47																									
ZZZZZZ	1.00	13:50																									
CCV2	1.00	13:52																X									
CCB2	1.00	13:55																X									
TP-01 (350)	1.00	13:57																X									
TP-07 (350)	1.00	14:00																X									
TP-08+09+10 (350)	1.00	14:03																									
TP-11+12 (350)	1.00	14:05																X									
TP-01 (370)	1.00	14:08																X									
TP-06+07 (370)	1.00	14:10																X									
TP-08+09 (370)	1.00	14:13																X									
TP-10+11 (370)	1.00	14:15																X									
TP-10+11 (370)S	1.00	14:18																X									

* - Denotes additional elements (other than the standard CLP elements) are represented on another Form 14

METALS

-14-

ANALYSIS RUN LOG

Contract: R2105887

Lab Code: _____ Case No.: _____ SAS No.: _____ SDG No.: TP-01 (350)

Instrument ID Number: PE FAA/CVAA Method: CV

Start Date: 6/17/2021 End Date: 6/17/2021

Sample ID.	D/F	Time	% R	Analytes																							
				AL	SB	AS	BA	BE	CD	CA	CR	CO	CU	FE	PB	MG	MN	HG	NI	K	SE	AG	NA	TL	V	ZN	CN
CCV3	1.00	14:21																X									
CCB3	1.00	14:23																X									
TP-10+11 (370)SD	1.00	14:26																X									
ZZZZZZ	1.00	14:28																									
CCV4	1.00	14:31																X									
CCB4	1.00	14:33																X									
ZZZZZZ	1.00	14:36																									
ZZZZZZ	1.00	14:39																									
ZZZZZZ	1.00	14:41																									
ZZZZZZ	1.00	14:44																									
ZZZZZZ	1.00	14:46																									
ZZZZZZ	1.00	14:49																									
ZZZZZZ	1.00	14:52																									
ZZZZZZ	1.00	14:54																									
ZZZZZZ	1.00	14:57																									
CCV5	1.00	14:59																X									
CCB5	1.00	15:02																X									
ZZZZZZ	1.00	15:04																									
TP-08+09+10 (350)	3.00	15:08																X									
CRDL2	1.00	15:11																X									
CCV6	1.00	15:13																X									
CCB6	1.00	15:16																X									

* - Denotes additional elements (other than the standard CLP elements) are represented on another Form 14

METALS

-14-

ANALYSIS RUN LOG

Contract: R2105887

Lab Code: _____ Case No.: _____ SAS No.: _____ SDG No.: TP-01 (350)

Instrument ID Number: Agilent ICP Method: P

Start Date: 6/17/2021 End Date: 6/17/2021

Sample ID.	D/F	Time	% R	Analytes																							
				AL	SB	AS	BA	BE	CD	CA	CR	CO	CU	FE	PB	MG	MN	HG	NI	K	SE	AG	NA	TL	V	ZN	CN
BLANK	1.00	15:02				X																					
STANDARD 1	1.00	15:06				X																					
STANDARD 2	1.00	15:09				X																					
STANDARD 3	1.00	15:12				X																					
STANDARD 4	1.00	15:15				X																					
STANDARD 5	1.00	15:19				X																					
ICV2	1.00	15:22				X																					
ICB2	1.00	15:26				X																					
ZZZZZZ	1.00	15:29																									
ZZZZZZ	1.00	15:32																									
ZZZZZZ	1.00	15:35																									
ZZZZZZ	1.00	15:39																									
ZZZZZZ	1.00	15:42																									
ZZZZZZ	1.00	15:45																									
ZZZZZZ	1.00	15:48																									
ZZZZZZ	10.00	15:52																									
ZZZZZZ	10.00	15:55																									
ZZZZZZ	10.00	15:58																									
ZZZZZZ	10.00	16:01																									
ZZZZZZ	1.00	16:05																									
ZZZZZZ	1.00	16:08																									
ZZZZZZ	1.00	16:11																									
ZZZZZZ	1.00	16:14																									
ZZZZZZ	1.00	16:18																									
ZZZZZZ	1.00	16:21																									
ZZZZZZ	1.00	16:24																									
ZZZZZZ	1.00	16:27																									
ZZZZZZ	1.00	16:31																									
ZZZZZZ	1.00	16:34																									
ZZZZZZ	1.00	16:37																									
ZZZZZZ	1.00	16:40																									
ZZZZZZ	1.00	16:44																									
ZZZZZZ	1.00	16:47																									

* - Denotes additional elements (other than the standard CLP elements) are represented on another Form 14

METALS

-14-

ANALYSIS RUN LOG

Contract: R2105887

Lab Code: _____ Case No.: _____ SAS No.: _____ SDG No.: TP-01 (350)

Instrument ID Number: Agilent ICP Method: P

Start Date: 6/17/2021 End Date: 6/17/2021

Sample ID.	D/F	Time	% R	Analytes																							
				AL	SB	AS	BA	BE	CD	CA	CR	CO	CU	FE	PB	MG	MN	HG	NI	K	SE	AG	NA	TL	V	ZN	CN
ZZZZZZ	5.00	16:50																									
ZZZZZZ	1.00	16:53																									
ZZZZZZ	1.00	16:57																									
ZZZZZZ	1.00	17:00																									
ZZZZZZ	1.00	17:03																									
ZZZZZZ	1.00	17:06																									
ZZZZZZ	1.00	17:10																									
ZZZZZZ	1.00	17:13																									
ZZZZZZ	1.00	17:16																									
ZZZZZZ	1.00	17:20																									
ZZZZZZ	1.00	17:23																									
ZZZZZZ	5.00	17:26																									
CCV1	1.00	17:29				X																					
CCB1	1.00	17:33				X																					
CRDL1	1.00	17:36				X																					
ICS-A1	1.00	17:39				X																					
ICS-AB1	1.00	17:42				X																					
ZZZZZZ	1.00	17:46																									
ZZZZZZ	1.00	17:49																									
ZZZZZZ	1.00	17:52																									
CCV2	1.00	17:55				X																					
CCB2	1.00	17:59				X																					
ZZZZZZ	1.00	18:02																									
ZZZZZZ	1.00	18:05																									
ZZZZZZ	1.00	18:08																									
TP-07 (350)	1.00	18:12				X																					
TP-07 (350)L	5.00	18:15				X																					
ZZZZZZ	1.00	18:18																									
ZZZZZZ	1.00	18:22																									
ZZZZZZ	1.00	18:25																									
ZZZZZZ	5.00	18:28																									
CCV3	1.00	18:31				X																					
CCB3	1.00	18:34				X																					

* - Denotes additional elements (other than the standard CLP elements) are represented on another Form 14

METALS

-14-

ANALYSIS RUN LOG

Contract: R2105887

Lab Code: _____ Case No.: _____ SAS No.: _____ SDG No.: TP-01 (350)

Instrument ID Number: Agilent ICP Method: P

Start Date: 6/17/2021 End Date: 6/17/2021

Sample ID.	D/F	Time	% R	Analytes																							
				AL	SB	AS	BA	BE	CD	CA	CR	CO	CU	FE	PB	MG	MN	HG	NI	K	SE	AG	NA	TL	V	ZN	CN
ZZZZZZ	1.00	18:38																									
ZZZZZZ	1.00	18:41																									
ZZZZZZ	1.00	18:44																									
ZZZZZZ	1.00	18:48																									
ZZZZZZ	1.00	18:51																									
ZZZZZZ	1.00	18:54																									
ZZZZZZ	1.00	18:57																									
ZZZZZZ	1.00	19:01																									
ZZZZZZ	1.00	19:04																									
ZZZZZZ	5.00	19:07																									
ZZZZZZ	1.00	19:10																									
ZZZZZZ	1.00	19:14																									
ZZZZZZ	1.00	19:17																									
ZZZZZZ	1.00	19:20																									
ZZZZZZ	1.00	19:23																									
ZZZZZZ	1.00	19:27																									
ZZZZZZ	1.00	19:30																									
ZZZZZZ	1.00	19:33																									
ZZZZZZ	1.00	19:36																									
ZZZZZZ	1.00	19:40																									
ZZZZZZ	1.00	19:43																									
ZZZZZZ	1.00	19:46																									
ZZZZZZ	1.00	19:49																									
ZZZZZZ	1.00	19:53																									
ZZZZZZ	1.00	19:56																									
ZZZZZZ	1.00	19:59																									
ZZZZZZ	1.00	20:02																									
ZZZZZZ	5.00	20:06																									
CCV4	1.00	20:09				X																					
CCB4	1.00	20:12				X																					
CRDL2	1.00	20:15				X																					
ICS-A2	1.00	20:19				X																					
ICS-AB2	1.00	20:22				X																					

* - Denotes additional elements (other than the standard CLP elements) are represented on another Form 14

METALS

-14-

ANALYSIS RUN LOG

Contract: R2105887

Lab Code: _____ Case No.: _____ SAS No.: _____ SDG No.: TP-01 (350)

Instrument ID Number: Agilent ICP Method: P

Start Date: 6/17/2021 End Date: 6/17/2021

Sample ID.	D/F	Time	% R	Analytes																								
				AL	SB	AS	BA	BE	CD	CA	CR	CO	CU	FE	PB	MG	MN	HG	NI	K	SE	AG	NA	TL	V	ZN	CN
CCV5	1.00	20:25				X																					
CCB5	1.00	20:28				X																					

* - Denotes additional elements (other than the standard CLP elements) are represented on another Form 14

METALS

-13-

PREPARATION LOG

Contract: R2105887

Lab Code: _____ Case No.: _____ SAS No.: _____ SDG NO.: TP-01 (350)

Method: P

Sample ID	Preparation Date	Initial Weight (g)	Final Volume(mL)
LCSS	6/15/2021	0.50	50.0
PBS	6/15/2021	0.50	50.0
TP-01 (350)	6/15/2021	0.50	50.0
TP-07 (350)	6/15/2021	0.50	50.0
TP-08+09+10 (350)	6/15/2021	0.51	50.0
TP-11+12 (350)	6/15/2021	0.53	50.0
TP-01 (370)	6/15/2021	0.53	50.0
TP-06+07 (370)	6/15/2021	0.51	50.0
TP-08+09 (370)	6/15/2021	0.55	50.0
TP-10+11 (370)	6/15/2021	0.50	50.0
TP-10+11 (370)S	6/15/2021	0.50	50.0
TP-10+11 (370)SD	6/15/2021	0.50	50.0

Comments:

METALS

-13-

PREPARATION LOG

Contract: R2105887

Lab Code: _____ Case No.: _____ SAS No.: _____ SDG NO.: TP-01 (350)

Method: CV

Sample ID	Preparation Date	Initial Weight (g)	Final Volume(mL)
LCSS	6/16/2021	0.60	100.0
PBS	6/16/2021	0.60	100.0
TP-01 (350)	6/16/2021	0.60	100.0
TP-07 (350)	6/16/2021	0.64	100.0
TP-08+09+10 (350)	6/16/2021	0.60	100.0
TP-11+12 (350)	6/16/2021	0.65	100.0
TP-01 (370)	6/16/2021	0.60	100.0
TP-06+07 (370)	6/16/2021	0.64	100.0
TP-08+09 (370)	6/16/2021	0.61	100.0
TP-10+11 (370)	6/16/2021	0.61	100.0
TP-10+11 (370)S	6/16/2021	0.60	100.0
TP-10+11 (370)SD	6/16/2021	0.61	100.0

Comments:

General Chemistry

ALS Environmental—Rochester Laboratory
1565 Jefferson Road, Building 300, Suite 360, Rochester, NY 14623
Phone (585) 288-5380 Fax (585) 288-8475
www.alsglobal.com

ALS Group USA, Corp.
dba ALS Environmental

Analytical Report

Client:	LU Engineers	**Service Request:**	R2105887
Project:	Orchard Street/4235-01	**Date Collected:**	06/03/21 08:00
Sample Matrix:	Soil	**Date Received:**	06/11/21 17:15
Sample Name:	TP-01 (350)	**Basis:**	Dry
Lab Code:	R2105887-001		

Inorganic Parameters

Analyte Name	Analysis Method	Result	Units	MRL	MDL	Dil.	Date Analyzed	Date Extracted	Q
Chromium, Hexavalent	7199	0.44 U	mg/Kg	0.44	0.05	1	06/21/21 21:27	06/16/21	
Chromium, Trivalent	Calculation	**6.1**	mg/Kg	1.0	-	1	NA	NA	

ALS Group USA, Corp.
dba ALS Environmental

Analytical Report

Client:	LU Engineers	**Service Request:**	R2105887
Project:	Orchard Street/4235-01	**Date Collected:**	06/03/21 08:00
Sample Matrix:	Soil	**Date Received:**	06/11/21 17:15
Sample Name:	TP-01 (350)	**Basis:**	As Received
Lab Code:	R2105887-001		

Inorganic Parameters

Analyte Name	Analysis Method	Result	Units	MRL	MDL	Dil.	Date Analyzed	Date Extracted	Q
Total Solids	ALS SOP	**87.5**	Percent	-	-	1	06/23/21 17:00	NA	

ALS Group USA, Corp.
dba ALS Environmental

Analytical Report

Client:	LU Engineers	**Service Request:**	R2105887
Project:	Orchard Street/4235-01	**Date Collected:**	06/03/21 10:00
Sample Matrix:	Soil	**Date Received:**	06/11/21 17:15
Sample Name:	TP-02 (350)	**Basis:**	As Received
Lab Code:	R2105887-002		

Inorganic Parameters

Analyte Name	Analysis Method	Result	Units	MRL	MDL	Dil.	Date Analyzed	Q
Total Solids	ALS SOP	**77.1**	Percent	-	-	1	06/23/21 17:00	

ALS Group USA, Corp.
dba ALS Environmental

Analytical Report

Client:	LU Engineers	**Service Request:**	R2105887
Project:	Orchard Street/4235-01	**Date Collected:**	06/03/21 09:45
Sample Matrix:	Soil	**Date Received:**	06/11/21 17:15
Sample Name:	TP-03 (350)	**Basis:**	As Received
Lab Code:	R2105887-003		

Inorganic Parameters

Analyte Name	Analysis Method	Result	Units	MRL	MDL	Dil.	Date Analyzed	Q
Total Solids	ALS SOP	**77.7**	Percent	-	-	1	06/23/21 17:00	

ALS Group USA, Corp.
dba ALS Environmental

Analytical Report

Client:	LU Engineers	**Service Request:**	R2105887
Project:	Orchard Street/4235-01	**Date Collected:**	06/04/21 11:00
Sample Matrix:	Soil	**Date Received:**	06/11/21 17:15
Sample Name:	TP-06 (350)	**Basis:**	As Received
Lab Code:	R2105887-004		

Inorganic Parameters

Analyte Name	Analysis Method	Result	Units	MRL	MDL	Dil.	Date Analyzed	Q
Total Solids	ALS SOP	**88.7**	Percent	-	-	1	06/23/21 17:00	

ALS Group USA, Corp.
dba ALS Environmental

Analytical Report

Client:	LU Engineers	**Service Request:**	R2105887
Project:	Orchard Street/4235-01	**Date Collected:**	06/03/21 15:00
Sample Matrix:	Soil	**Date Received:**	06/11/21 17:15
Sample Name:	TP-07 (350)	**Basis:**	Dry
Lab Code:	R2105887-005		

Inorganic Parameters

Analyte Name	Analysis Method	Result	Units	MRL	MDL	Dil.	Date Analyzed	Date Extracted	Q
Chromium, Hexavalent	7199	0.46 U	mg/Kg	0.46	0.05	1	06/21/21 21:42	06/16/21	
Chromium, Trivalent	Calculation	**6.6**	mg/Kg	1.0	-	1	NA	NA	

ALS Group USA, Corp.
dba ALS Environmental

Analytical Report

Client:	LU Engineers	**Service Request:**	R2105887
Project:	Orchard Street/4235-01	**Date Collected:**	06/03/21 15:00
Sample Matrix:	Soil	**Date Received:**	06/11/21 17:15
Sample Name:	TP-07 (350)	**Basis:**	As Received
Lab Code:	R2105887-005		

Inorganic Parameters

Analyte Name	Analysis Method	Result	Units	MRL	MDL	Dil.	Date Analyzed	Date Extracted	Q
Total Solids	ALS SOP	**87.5**	Percent	-	-	1	06/23/21 17:00	NA	

ALS Group USA, Corp.
dba ALS Environmental

Analytical Report

Client:	LU Engineers	**Service Request:**	R2105887
Project:	Orchard Street/4235-01	**Date Collected:**	06/03/21 14:30
Sample Matrix:	Soil	**Date Received:**	06/11/21 17:15
Sample Name:	TP-08+09+10 (350)	**Basis:**	Dry
Lab Code:	R2105887-006		

Inorganic Parameters

Analyte Name	Analysis Method	Result	Units	MRL	MDL	Dil.	Date Analyzed	Date Extracted	Q
Chromium, Hexavalent	7199	**0.12**	mg/Kg	0.48	0.06	1	06/21/21 21:58	06/16/21	**J**
Chromium, Trivalent	Calculation	**11.6**	mg/Kg	1.0	-	1	NA	NA	

ALS Group USA, Corp.
dba ALS Environmental

Analytical Report

Client:	LU Engineers	**Service Request:**	R2105887
Project:	Orchard Street/4235-01	**Date Collected:**	06/03/21 14:30
Sample Matrix:	Soil	**Date Received:**	06/11/21 17:15
Sample Name:	TP-08+09+10 (350)	**Basis:**	As Received
Lab Code:	R2105887-006		

Inorganic Parameters

Analyte Name	Analysis Method	Result	Units	MRL	MDL	Dil.	Date Analyzed	Date Extracted	Q
Total Solids	ALS SOP	**81.4**	Percent	-	-	1	06/23/21 17:00	NA	

ALS Group USA, Corp.
dba ALS Environmental

Analytical Report

Client:	LU Engineers	**Service Request:**	R2105887
Project:	Orchard Street/4235-01	**Date Collected:**	06/03/21 13:15
Sample Matrix:	Soil	**Date Received:**	06/11/21 17:15
Sample Name:	TP-10 (350)	**Basis:**	As Received
Lab Code:	R2105887-007		

Inorganic Parameters

Analyte Name	Analysis Method	Result	Units	MRL	MDL	Dil.	Date Analyzed	Q
Total Solids	ALS SOP	**81.5**	Percent	-	-	1	06/23/21 17:00	

ALS Group USA, Corp.
dba ALS Environmental

Analytical Report

Client:	LU Engineers	**Service Request:**	R2105887
Project:	Orchard Street/4235-01	**Date Collected:**	06/03/21 12:45
Sample Matrix:	Soil	**Date Received:**	06/11/21 17:15
Sample Name:	TP-11+12 (350)	**Basis:**	Dry
Lab Code:	R2105887-008		

Inorganic Parameters

Analyte Name	Analysis Method	Result	Units	MRL	MDL	Dil.	Date Analyzed	Date Extracted	Q
Chromium, Hexavalent	7199	0.44 U	mg/Kg	0.44	0.05	1	06/21/21 22:13	06/16/21	
Chromium, Trivalent	Calculation	**6.1**	mg/Kg	1.0	-	1	NA	NA	

ALS Group USA, Corp.
dba ALS Environmental

Analytical Report

Client:	LU Engineers	**Service Request:**	R2105887
Project:	Orchard Street/4235-01	**Date Collected:**	06/03/21 12:45
Sample Matrix:	Soil	**Date Received:**	06/11/21 17:15
Sample Name:	TP-11+12 (350)	**Basis:**	As Received
Lab Code:	R2105887-008		

Inorganic Parameters

Analyte Name	Analysis Method	Result	Units	MRL	MDL	Dil.	Date Analyzed	Date Extracted	Q
Total Solids	ALS SOP	**88.7**	Percent	-	-	1	06/23/21 17:00	NA	

ALS Group USA, Corp.
dba ALS Environmental

Analytical Report

Client:	LU Engineers	**Service Request:**	R2105887
Project:	Orchard Street/4235-01	**Date Collected:**	06/03/21 12:45
Sample Matrix:	Soil	**Date Received:**	06/11/21 17:15
Sample Name:	TP-12 (350)	**Basis:**	As Received
Lab Code:	R2105887-009		

Inorganic Parameters

Analyte Name	Analysis Method	Result	Units	MRL	MDL	Dil.	Date Analyzed	Q
Total Solids	ALS SOP	**85.9**	Percent	-	-	1	06/23/21 17:00	

ALS Group USA, Corp.
dba ALS Environmental

Analytical Report

Client:	LU Engineers	**Service Request:**	R2105887
Project:	Orchard Street/4235-01	**Date Collected:**	06/03/21 08:45
Sample Matrix:	Soil	**Date Received:**	06/11/21 17:15
Sample Name:	TP-01 (370)	**Basis:**	Dry
Lab Code:	R2105887-010		

Inorganic Parameters

Analyte Name	Analysis Method	Result	Units	MRL	MDL	Dil.	Date Analyzed	Date Extracted	Q
Chromium, Hexavalent	7199	0.46 U	mg/Kg	0.46	0.05	1	06/21/21 22:49	06/16/21	
Chromium, Trivalent	Calculation	**6.7**	mg/Kg	1.0	-	1	NA	NA	

ALS Group USA, Corp.
dba ALS Environmental

Analytical Report

Client:	LU Engineers	**Service Request:**	R2105887
Project:	Orchard Street/4235-01	**Date Collected:**	06/03/21 08:45
Sample Matrix:	Soil	**Date Received:**	06/11/21 17:15
Sample Name:	TP-01 (370)	**Basis:**	As Received
Lab Code:	R2105887-010		

Inorganic Parameters

Analyte Name	Analysis Method	Result	Units	MRL	MDL	Dil.	Date Analyzed	Date Extracted	Q
Total Solids	ALS SOP	**84.1**	Percent	-	-	1	06/23/21 17:00	NA	

ALS Group USA, Corp.
dba ALS Environmental

Analytical Report

Client:	LU Engineers	**Service Request:**	R2105887
Project:	Orchard Street/4235-01	**Date Collected:**	06/03/21 09:20
Sample Matrix:	Soil	**Date Received:**	06/11/21 17:15
Sample Name:	TP-03 (370)	**Basis:**	As Received
Lab Code:	R2105887-011		

Inorganic Parameters

Analyte Name	Analysis Method	Result	Units	MRL	MDL	Dil.	Date Analyzed	Q
Total Solids	ALS SOP	**78.8**	Percent	-	-	1	06/23/21 17:00	

ALS Group USA, Corp.
dba ALS Environmental

Analytical Report

Client:	LU Engineers	**Service Request:**	R2105887
Project:	Orchard Street/4235-01	**Date Collected:**	06/04/21 11:00
Sample Matrix:	Soil	**Date Received:**	06/11/21 17:15
Sample Name:	TP-05+06 (370/350)	**Basis:**	As Received
Lab Code:	R2105887-012		

Inorganic Parameters

Analyte Name	Analysis Method	Result	Units	MRL	MDL	Dil.	Date Analyzed	Q
Total Solids	ALS SOP	**87.5**	Percent	-	-	1	06/23/21 17:00	

ALS Group USA, Corp.
dba ALS Environmental

Analytical Report

Client:	LU Engineers	**Service Request:**	R2105887
Project:	Orchard Street/4235-01	**Date Collected:**	06/04/21 07:30
Sample Matrix:	Soil	**Date Received:**	06/11/21 17:15
Sample Name:	TP-06 (370)	**Basis:**	As Received
Lab Code:	R2105887-013		

Inorganic Parameters

Analyte Name	Analysis Method	Result	Units	MRL	MDL	Dil.	Date Analyzed	Q
Total Solids	ALS SOP	**79.7**	Percent	-	-	1	06/23/21 17:00	

ALS Group USA, Corp.
dba ALS Environmental

Analytical Report

Client:	LU Engineers	**Service Request:**	R2105887
Project:	Orchard Street/4235-01	**Date Collected:**	06/04/21 07:45
Sample Matrix:	Soil	**Date Received:**	06/11/21 17:15
Sample Name:	TP-06+07 (370)	**Basis:**	Dry
Lab Code:	R2105887-014		

Inorganic Parameters

Analyte Name	Analysis Method	Result	Units	MRL	MDL	Dil.	Date Analyzed	Date Extracted	Q
Chromium, Hexavalent	7199	0.46 U	mg/Kg	0.46	0.05	1	06/21/21 23:05	06/16/21	
Chromium, Trivalent	Calculation	**7.6**	mg/Kg	1.0	-	1	NA	NA	

ALS Group USA, Corp.
dba ALS Environmental

Analytical Report

Client:	LU Engineers	**Service Request:**	R2105887
Project:	Orchard Street/4235-01	**Date Collected:**	06/04/21 07:45
Sample Matrix:	Soil	**Date Received:**	06/11/21 17:15
Sample Name:	TP-06+07 (370)	**Basis:**	As Received
Lab Code:	R2105887-014		

Inorganic Parameters

Analyte Name	Analysis Method	Result	Units	MRL	MDL	Dil.	Date Analyzed	Date Extracted	Q
Total Solids	ALS SOP	**86.6**	Percent	-	-	1	06/23/21 17:00	NA	

ALS Group USA, Corp.
dba ALS Environmental

Analytical Report

Client:	LU Engineers	**Service Request:**	R2105887
Project:	Orchard Street/4235-01	**Date Collected:**	06/04/21 08:30
Sample Matrix:	Soil	**Date Received:**	06/11/21 17:15
Sample Name:	TP-08 (370)	**Basis:**	As Received
Lab Code:	R2105887-015		

Inorganic Parameters

Analyte Name	Analysis Method	Result	Units	MRL	MDL	Dil.	Date Analyzed	Q
Total Solids	ALS SOP	**85.3**	Percent	-	-	1	06/23/21 17:00	

ALS Group USA, Corp.
dba ALS Environmental

Analytical Report

Client:	LU Engineers	**Service Request:**	R2105887
Project:	Orchard Street/4235-01	**Date Collected:**	06/04/21 08:45
Sample Matrix:	Soil	**Date Received:**	06/11/21 17:15
Sample Name:	TP-08+09 (370)	**Basis:**	Dry
Lab Code:	R2105887-016		

Inorganic Parameters

Analyte Name	Analysis Method	Result	Units	MRL	MDL	Dil.	Date Analyzed	Date Extracted	Q
Chromium, Hexavalent	7199	0.44 U	mg/Kg	0.44	0.05	1	06/21/21 23:20	06/16/21	
Chromium, Trivalent	Calculation	**9.2**	mg/Kg	1.0	-	1	NA	NA	

ALS Group USA, Corp.
dba ALS Environmental

Analytical Report

Client:	LU Engineers	**Service Request:**	R2105887
Project:	Orchard Street/4235-01	**Date Collected:**	06/04/21 08:45
Sample Matrix:	Soil	**Date Received:**	06/11/21 17:15
Sample Name:	TP-08+09 (370)	**Basis:**	As Received
Lab Code:	R2105887-016		

Inorganic Parameters

Analyte Name	Analysis Method	Result	Units	MRL	MDL	Dil.	Date Analyzed	Date Extracted	Q
Total Solids	ALS SOP	**88.2**	Percent	-	-	1	06/23/21 17:00	NA	

ALS Group USA, Corp.
dba ALS Environmental

Analytical Report

Client:	LU Engineers	**Service Request:**	R2105887
Project:	Orchard Street/4235-01	**Date Collected:**	06/04/21 09:00
Sample Matrix:	Soil	**Date Received:**	06/11/21 17:15
Sample Name:	TP-10 (370)	**Basis:**	As Received
Lab Code:	R2105887-017		

Inorganic Parameters

Analyte Name	Analysis Method	Result	Units	MRL	MDL	Dil.	Date Analyzed	Q
Total Solids	ALS SOP	**92.7**	Percent	-	-	1	06/23/21 17:00	

ALS Group USA, Corp.
dba ALS Environmental

Analytical Report

Client:	LU Engineers	**Service Request:**	R2105887
Project:	Orchard Street/4235-01	**Date Collected:**	06/04/21 09:30
Sample Matrix:	Soil	**Date Received:**	06/11/21 17:15
Sample Name:	TP-11 (370)	**Basis:**	As Received
Lab Code:	R2105887-018		

Inorganic Parameters

Analyte Name	Analysis Method	Result	Units	MRL	MDL	Dil.	Date Analyzed	Q
Total Solids	ALS SOP	**79.6**	Percent	-	-	1	06/23/21 17:00	

ALS Group USA, Corp.
dba ALS Environmental

Analytical Report

Client:	LU Engineers	**Service Request:**	R2105887
Project:	Orchard Street/4235-01	**Date Collected:**	06/04/21 09:30
Sample Matrix:	Soil	**Date Received:**	06/11/21 17:15
Sample Name:	TP-10+11 (370)	**Basis:**	Dry
Lab Code:	R2105887-019		

Inorganic Parameters

Analyte Name	Analysis Method	Result		Units	MRL	MDL	Dil.	Date Analyzed	Date Extracted	Q
Chromium, Hexavalent	7199	0.45	U	mg/Kg	0.45	0.05	1	06/22/21 06:18	06/21/21	
Chromium, Trivalent	Calculation	**11.5**		mg/Kg	1.0	-	1	NA	NA	
Cyanide, Total	9012B	0.33	U	mg/Kg	0.33	0.19	1	06/17/21 10:40	06/16/21	

ALS Group USA, Corp.
dba ALS Environmental

Analytical Report

Client:	LU Engineers	**Service Request:**	R2105887
Project:	Orchard Street/4235-01	**Date Collected:**	06/04/21 09:30
Sample Matrix:	Soil	**Date Received:**	06/11/21 17:15
Sample Name:	TP-10+11 (370)	**Basis:**	As Received
Lab Code:	R2105887-019		

Inorganic Parameters

Analyte Name	Analysis Method	Result	Units	MRL	MDL	Dil.	Date Analyzed	Date Extracted	Q
Total Solids	ALS SOP	**86.0**	Percent	-	-	1	06/23/21 17:00	NA	

ALS Group USA, Corp.
dba ALS Environmental

Analytical Report

Client:	LU Engineers	**Service Request:**	R2105887
Project:	Orchard Street/4235-01	**Date Collected:**	06/04/21 10:00
Sample Matrix:	Soil	**Date Received:**	06/11/21 17:15
Sample Name:	TP-12 (370)	**Basis:**	As Received
Lab Code:	R2105887-020		

Inorganic Parameters

Analyte Name	Analysis Method	Result	Units	MRL	MDL	Dil.	Date Analyzed	Q
Total Solids	ALS SOP	**88.9**	Percent	-	-	1	06/23/21 17:00	

ALS Group USA, Corp.
dba ALS Environmental

Analytical Report

Client:	LU Engineers	**Service Request:**	R2105887
Project:	Orchard Street/4235-01	**Date Collected:**	NA
Sample Matrix:	Soil	**Date Received:**	06/11/21 17:15
Sample Name:	Field Duplicate	**Basis:**	As Received
Lab Code:	R2105887-021		

Inorganic Parameters

Analyte Name	Analysis Method	Result	Units	MRL	MDL	Dil.	Date Analyzed	Q
Total Solids	ALS SOP	**87.6**	Percent	-	-	1	06/23/21 17:00	

Analytical Results Summary

Instrument Name: R-FIA-05 **Analyst:** GNITAJOUPPI **Analysis Lot:** 728037 **Method/Testcode:** 335.4/CN T

Lab Code	Target Analytes	QC	Parent Sample	Matrix	Raw Result	Sample Amt.	Final Result	Dil	MDL	PQL	% Rec	% RSD	Date Analyzed	QC?	Tier
RQ2107013-01	Cyanide, Total	CCV		Water	0.51 mg/L	6 mL	0.510 mg/L	1					6/17/21 10:24:55	N	II
RQ2107013-01	Cyanide, Total	CCV		Water	0.51 mg/L	6 mL	0.510 mg/L	1					6/17/21 10:24:55	N	II
RQ2107013-02	Cyanide, Total	CCB		Water	0.00 mg/L	6 mL	0.010 mg/L U	1	0.004	0.010			6/17/21 10:25:41	N	II
RQ2107013-02	Cyanide, Total	CCB		Water	0.00 mg/L	6 mL	0.010 mg/L U	1	0.004	0.010			6/17/21 10:25:41	N	II
RQ2106963-01	Cyanide, Total	MB		Water	0.00 mg/L	6 mL	0.010 mg/L U	1	0.004	0.010			6/17/21 10:26:29	N	II
RQ2106963-01	Cyanide, Total	MB		Water	0.00 mg/L	6 mL	0.010 mg/L U	1	0.004	0.010			6/17/21 10:26:29	N	II
RQ2106963-02	Cyanide, Total	LCS		Water	0.11 mg/L	6 mL	0.106 mg/L	1	0.004	0.010	106		6/17/21 10:27:17	N	II
RQ2106963-02	Cyanide, Total	LCS		Water	0.11 mg/L	6 mL	0.106 mg/L	1	0.004	0.010	106		6/17/21 10:27:17	N	II
RQ2106963-03	Cyanide, Total	LCS		Water	0.61 mg/L	6 mL	0.614 mg/L	1	0.004	0.010	102		6/17/21 10:28:05	N	II
RQ2106963-03	Cyanide, Total	LCS		Water	0.61 mg/L	6 mL	0.614 mg/L	1	0.004	0.010	102		6/17/21 10:28:05	N	II
R2105890-001	Cyanide, Total	N/A		Water	0.03 mg/L	6 mL	0.026 mg/L	1	0.004	0.010			6/17/21 10:28:52	N	II
RQ2106963-04	Cyanide, Total	MS	R2105890-001	Water	0.10 mg/L	6 mL	0.100 mg/L	1	0.004	0.010	74*		6/17/21 10:29:39	N	II
RQ2106963-05	Cyanide, Total	DMS	R2105890-001	Water	0.10 mg/L	6 mL	0.100 mg/L	1	0.004	0.010	74*	<1	6/17/21 10:30:26	N	II
R2105623-001	Cyanide, Total	N/A		Water	0.00 mg/L	6 mL	0.010 mg/L U	1	0.004	0.010			6/17/21 10:31:13	N	IV
R2105623-003	Cyanide, Total	N/A		Water	0.00 mg/L	6 mL	0.010 mg/L U	1	0.004	0.010			6/17/21 10:32:00	N	IV
R2105623-004	Cyanide, Total	N/A		Water	0.00 mg/L	6 mL	0.010 mg/L U	1	0.004	0.010			6/17/21 10:32:47	N	IV
R2105623-005	Cyanide, Total	N/A		Water	0.00 mg/L	6 mL	0.010 mg/L U	1	0.004	0.010			6/17/21 10:33:33	N	IV
RQ2107013-03	Cyanide, Total	CCV		Water	0.51 mg/L	6 mL	0.511 mg/L	1					6/17/21 10:34:20	N	II
RQ2107013-03	Cyanide, Total	CCV		Water	0.51 mg/L	6 mL	0.511 mg/L	1					6/17/21 10:34:20	N	II
RQ2107013-04	Cyanide, Total	CCB		Water	0.00 mg/L	6 mL	0.010 mg/L U	1	0.004	0.010			6/17/21 10:35:07	N	II
RQ2107013-04	Cyanide, Total	CCB		Water	0.00 mg/L	6 mL	0.010 mg/L U	1	0.004	0.010			6/17/21 10:35:07	N	II
R2104161-020	Cyanide, Total	N/A		Water	0.01 mg/L	6 mL	0.012 mg/L	1	0.004	0.010			6/17/21 10:35:53	N	II
RQ2106963-06	Cyanide, Total	MDLV		Water	0.01 mg/L	6 mL	0.0118 mg/L	1	0.004	0.010			6/17/21 10:35:53	N	II
RQ2106963-06	Cyanide, Total	MDLV		Water	0.01 mg/L	6 mL	0.0118 mg/L	1	0.004	0.010			6/17/21 10:35:53	N	II
RQ2107013-05	Cyanide, Total	CCV		Water	0.52 mg/L	6 mL	0.516 mg/L	1					6/17/21 10:43:42	N	II
RQ2107013-05	Cyanide, Total	CCV		Water	0.52 mg/L	6 mL	0.516 mg/L	1					6/17/21 10:43:42	N	II
RQ2107013-06	Cyanide, Total	CCB		Water	0.00 mg/L	6 mL	0.010 mg/L U	1	0.004	0.010			6/17/21 10:44:29	N	II
RQ2107013-06	Cyanide, Total	CCB		Water	0.00 mg/L	6 mL	0.010 mg/L U	1	0.004	0.010			6/17/21 10:44:29	N	II

! indicates Final Result is not yet adjusted for Solids because it has not yet been determined.

Analytical Results Summary

Instrument Name: R-FIA-05 **Analyst:** GNITAJOUPPI **Analysis Lot:** 728039 **Method/Testcode:** 335.4/CN T DOD

Lab Code	Target Analytes	QC	Parent Sample	Matrix	Raw Result	Sample Amt.	Final Result	Dil	MDL	PQL	% Rec	% RSD	Date Analyzed	QC?	Tier
RQ2106964-01	Cyanide, Total	LCS		Water	0.01 mg/L	6 mL	0.0118 mg/L	1	0.004	0.010	118*		6/17/21 10:35:53	N	III
RQ2106964-01	Cyanide, Total	LCS		Water	0.01 mg/L	6 mL	0.0118 mg/L	1	0.004	0.010	118*		6/17/21 10:35:53	N	III
R2104149-001	Cyanide, Total	N/A		Water	0.01 mg/L	6 mL	0.007 mg/L J	1	0.004	0.010			6/17/21 10:36:40	N	III
R2104149-001	Cyanide, Total	N/A		Water	0.01 mg/L	6 mL	0.007 mg/L J	1	0.004	0.010			6/17/21 10:36:40	N	III
RQ2106964-02	Cyanide, Total	LODV		Water	0.01 mg/L	6 mL	0.00681 mg/L J	1	0.004	0.010	136		6/17/21 10:36:40	N	III
RQ2106964-02	Cyanide, Total	LODV		Water	0.01 mg/L	6 mL	0.00681 mg/L J	1	0.004	0.010	136		6/17/21 10:36:40	N	III

! indicates Final Result is not yet adjusted for Solids because it has not yet been determined.

Analytical Results Summary

Instrument Name: R-FIA-05 **Analyst:** GNITAJOUPPI **Analysis Lot:** 728041 **Method/Testcode:** 9012B/CN Tot

Lab Code	Target Analytes	QC	Parent Sample	Matrix	Raw Result	Sample Amt.	Final Result	Dil	MDL	PQL	% Rec	% RSD	Date Analyzed	QC?	Tier
RQ2107014-01	Cyanide, Total	CCV		Soil	0.51 mg/L	0.2 g	0.511 mg/L	1					6/17/21 10:34:20	N	IV
RQ2107014-02	Cyanide, Total	CCB		Soil	0.00 mg/L	0.2 g	0.30 mg/Kg U	1	0.17	0.30			6/17/21 10:35:07	N	IV
RQ2106965-01	Cyanide, Total	MB		Soil	0.00 mg/L	0.2 g	0.30 mg/Kg U	1	0.17	0.30			6/17/21 10:37:26	N	IV
RQ2106965-02	Cyanide, Total	LCS		Soil	0.11 mg/L	0.2 g	3.22 mg/Kg	1	0.17	0.30	107		6/17/21 10:38:12	N	IV
RQ2106965-03	Cyanide, Total	LCS		Soil	0.62 mg/L	0.2 g	18.6 mg/Kg	1	0.17	0.30	103		6/17/21 10:38:58	N	IV
R2105815-001	Cyanide, Total	N/A		Soil	0.01 mg/L	0.2933 g	0.36 mg/Kg U	1	0.21	0.36			6/17/21 10:39:45	N	IV
R2105887-019	Cyanide, Total	N/A		Soil	0.00 mg/L	0.2126 g	0.28 mg/Kg # U	1	0.17	0.28			6/17/21 10:40:33	Y	IV
RQ2106965-04	Cyanide, Total	MS	R2105887-019	Soil	0.11 mg/L	0.2504 g	2.61 mg/Kg #	1	0.17	0.24	109		6/17/21 10:41:21	N	IV
RQ2106965-05	Cyanide, Total	DMS	R2105887-019	Soil	0.11 mg/L	0.2420 g	2.76 mg/Kg #	1	0.17	0.25	111	6	6/17/21 10:42:08	N	IV
RQ2107014-03	Cyanide, Total	CCV		Soil	0.52 mg/L	0.2 g	0.516 mg/L	1					6/17/21 10:43:42	N	IV
RQ2107014-04	Cyanide, Total	CCB		Soil	0.00 mg/L	0.2 g	0.30 mg/Kg U	1	0.17	0.30			6/17/21 10:44:29	N	IV

# indicates Final Result is not yet adjusted for Solids because it has not yet been determined.

Analytical Results Summary

Instrument Name: R-FIA-05 **Analyst:** GNITAJOUPPI **Analysis Lot:** 728044 **Method/Testcode:** SM 4500-CN- E/CN WAD

Lab Code	Target Analytes	QC	Parent Sample	Matrix	Raw Result	Sample Amt.	Final Result	Dil	MDL	PQL	% Rec	% RSD	Date Analyzed	QC?	Tier
RQ2107015-01	Cyanide, Weak Acid Dissociable (WAD)	CCV		Water	0.51 mg/L	6 mL	0.511 mg/L	1					6/17/21 10:34:20	N	II
RQ2107015-02	Cyanide, Weak Acid Dissociable (WAD)	CCB		Water	0.00 mg/L	6 mL	0.010 mg/L U	1	0.007	0.010			6/17/21 10:35:07	N	II
RQ2106966-01	Cyanide, Weak Acid Dissociable (WAD)	MB		Water	0.00 mg/L	6 mL	0.010 mg/L U	1	0.007	0.010			6/17/21 10:42:55	N	II
RQ2107015-03	Cyanide, Weak Acid Dissociable (WAD)	CCV		Water	0.52 mg/L	6 mL	0.516 mg/L	1					6/17/21 10:43:42	N	II
RQ2107015-04	Cyanide, Weak Acid Dissociable (WAD)	CCB		Water	0.00 mg/L	6 mL	0.010 mg/L U	1	0.007	0.010			6/17/21 10:44:29	N	II
RQ2106966-02	Cyanide, Weak Acid Dissociable (WAD)	LCS		Water	0.11 mg/L	6 mL	0.110 mg/L	1	0.007	0.010	110		6/17/21 10:45:16	N	II
R2105794-001	Cyanide, Weak Acid Dissociable (WAD)	N/A		Water	0.00 mg/L	6 mL	0.010 mg/L U	1	0.007	0.010			6/17/21 10:46:03	N	II
R2105794-002	Cyanide, Weak Acid Dissociable (WAD)	N/A		Water	0.00 mg/L	6 mL	0.010 mg/L U	1	0.007	0.010			6/17/21 10:46:49	N	II
RQ2106966-03	Cyanide, Weak Acid Dissociable (WAD)	MS	R2105794-002	Water	0.07 mg/L	6 mL	0.070 mg/L	1	0.007	0.010	70		6/17/21 10:47:36	N	II
RQ2106966-04	Cyanide, Weak Acid Dissociable (WAD)	DMS	R2105794-002	Water	0.07 mg/L	6 mL	0.072 mg/L	1	0.007	0.010	72	2	6/17/21 10:48:22	N	II
R2105890-001	Cyanide, Weak Acid Dissociable (WAD)	N/A		Water	0.00 mg/L	6 mL	0.010 mg/L U	1	0.007	0.010			6/17/21 10:49:09	N	II
R2104161-019	Cyanide, Weak Acid Dissociable (WAD)	N/A		Water	0.01 mg/L	6 mL	0.013 mg/L	1	0.007	0.010			6/17/21 10:49:55	N	II
RQ2106966-05	Cyanide, Weak Acid Dissociable (WAD)	MDLV		Water	0.01 mg/L	6 mL	0.0132 mg/L	1	0.007	0.010			6/17/21 10:49:55	N	II
RQ2107015-05	Cyanide, Weak Acid Dissociable (WAD)	CCV		Water	0.51 mg/L	6 mL	0.508 mg/L	1					6/17/21 10:50:42	N	II
RQ2107015-06	Cyanide, Weak Acid Dissociable (WAD)	CCB		Water	0.00 mg/L	6 mL	0.010 mg/L U	1	0.007	0.010			6/17/21 10:51:29	N	II

! indicates Final Result is not yet adjusted for Solids because it has not yet been determined.

Creator : GABRIELA NITA-JOUPPI

Creation Date : 6/17/2021 10:12:26 AM

Last Modified : 6/17/2021 10:53:00 AM

Description :

Cup	Sample ID	MDF	Weight	Sample Type	Comments
S1	1.0 ppm CN			Calibration Standard	
S2	0.50 ppm CN			Calibration Standard	
S3	0.20 ppm CN			Calibration Standard	
S4	0.10 ppm CN			Calibration Standard	
S5	0.05 ppm CN			Calibration Standard	
S6	0.02 ppm CN			Calibration Standard	
S7	0.01 ppm CN			Calibration Standard	
S8	0.005 ppm CN			Calibration Standard	
S9	0.00 ppm CN			Calibration Standard	
S10	ICV TV=0.5			Unknown	
S9	ICB			Unknown	
S7	CRDL - 0.0100			Unknown	
S8	CRDL - 0.0050			Unknown	
S10	CCV			Unknown	
S9	CCB			Unknown	
1	MB 1			Unknown	
2	LCS-LL 1			Unknown	
3	LCS-HL 1			Unknown	
4	R2105890-001			Unknown	
5	R2105890-001 MS			Unknown	
6	R2105890-001 MSD			Unknown	
7	R2105623-001			Unknown	
8	R2105623-003			Unknown	
9	R2105623-004			Unknown	
10	R2105623-005			Unknown	
S10	CCV			Unknown	
S9	CCB			Unknown	
11	LOQ/MDL			Unknown	
12	LODV			Unknown	
13	MB s			Unknown	
14	LCS-LL s			Unknown	
15	LCS-HL s			Unknown	
16	R2105815-001			Unknown	
17	R2105887-019			Unknown	
18	R2105887-019 MS			Unknown	
19	R2105887-019 MSD			Unknown	
20	MB WAD			Unknown	
S10	CCV			Unknown	
S9	CCB			Unknown	
21	LCS-LL WAD			Unknown	

22	R2105794-001			Unknown	
23	R2105794-002			Unknown	
24	R2105794-002 MS			Unknown	
25	R2105794-002 MSD			Unknown	
26	R2105890-001			Unknown	
27	MDL WAD			Unknown	
S10	CCV			Unknown	
S9	CCB			Unknown	

Analyte Table	**Cyanide 9012B/SM450**
	(mg CN/L)
1.0 ppm CN	1.00000
0.50 ppm CN	0.50000
0.20 ppm CN	0.20000
0.10 ppm CN	0.10000
0.05 ppm CN	0.05000
0.02 ppm CN	0.02000
0.01 ppm CN	0.01000
0.005 ppm CN	0.00500
0.00 ppm CN	0.00000

Preparation Information Benchsheet

Prep Run#: 381571
Team: GenChem/MROGERSON

Prep WorkFlow: Gen Dist CN
Prep Method:

Status: Prepped
Prep Date/Time: 6/16/21 18:37

#	Lab Code	Client ID	B#	Amt. Ext.	Method /Test	pH	AE	BN	Final Vol	Sample Desc. (Initial/Final)	SpikeAmt./Inv. ID	Comments
1	RQ2106963-01	MB		6mL	335.4/CN T				6.00mL			
2	RQ2106963-01	MB		6mL	9012B/CN Tot				6.00mL			
3	RQ2106963-02	LCS		6mL	335.4/CN T				6.00mL		0.0600 mL/214918	
4	RQ2106963-02	LCS		6mL	9012B/CN Tot				6.00mL		0.0600 mL/214918	
5	RQ2106963-03	LCS		6mL	335.4/CN T				6.00mL		0.3600 mL/214918	
6	RQ2106963-03	LCS		6mL	9012B/CN Tot				6.00mL		0.3600 mL/214918	
7	R2105890-001	STE-06112021-24 HR	.08	6mL	335.4/CN T				6.00mL			
8	RQ2106963-04	R2105890-001 MS	.08	6mL	335.4/CN T				6.00mL		0.0600 mL/214918	
9	RQ2106963-05	R2105890-001 DMS	.08	6mL	335.4/CN T				6.00mL		0.0600 mL/214918	
10	R2105623-001	MW19-0621	.08	6mL	9012B/CN Tot				6.00mL			
11	R2105623-003	DUP1-0621	.08	6mL	9012B/CN Tot				6.00mL			
12	R2105623-004	MW13-0621	.08	6mL	9012B/CN Tot				6.00mL			
13	R2105623-005	MW6-0621	.08	6mL	9012B/CN Tot				6.00mL			
14	R2104161-020	MDLV 8500 Water #2	.01	6mL	335.4/CN T				6.00mL		0.0060 mL/214918	
15	RQ2106963-06	MDLV		6mL	335.4/CN T				6.00mL		0.0060 mL/214918	
16	RQ2106963-06	MDLV		6mL	9012B/CN Tot				6.00mL		0.0060 mL/214918	

Spiking Solutions

Name: Cyanide 10 ppm as CN Inventory ID 214918 Logbook Ref: Primary Expires On: 06/30/2021

Preparation Steps

Step: Distillation
Started: 6/16/21 18:37
Finished: 6/16/21 19:07
By: MROGERSON
Comments

Comments: _____

Reviewed By: _____ Date: _____ Spike Witness: SMEDBURY Date: _____

Chain of Custody

Relinquished By: _____ Date: _____ Extracts Examined

Received By: _____ Date: _____ Yes No

Preparation Information Benchsheet

Prep Run#: 381572
Team: GenChem/MROGERSON

Prep WorkFlow: Gen Dist CN
Prep Method:

Status: Prepped
Prep Date/Time: 6/16/21 18:37

#	Lab Code	Client ID	B#	Amt. Ext.	Method /Test	pH	AE	BN	Final Vol	Sample Desc. (Initial/Final)	SpikeAmt./Inv. ID	Comments
1	R2104149-001	WC Water LODv	.12	6mL	335.4/CN T DOD				6.00mL		0.0060 mL/214918	
2	R2104149-001	WC Water LODv	.12	6mL	9012B/CN Tot DOD				6.00mL		0.0060 mL/214918	
3	RQ2106964-02	LODV		6mL	335.4/CN T DOD				6.00mL		0.0030 mL/214918	
4	RQ2106964-02	LODV		6mL	9012B/CN Tot DOD				6.00mL		0.0030 mL/214918	
5	RQ2106964-01	LCS		6mL	335.4/CN T DOD				6.00mL		0.0060 mL/214918	
6	RQ2106964-01	LCS		6mL	9012B/CN Tot DOD				6.00mL		0.0060 mL/214918	

Spiking Solutions

Name: Cyanide 10 ppm as CN Inventory ID 214918 Logbook Ref: Primary Expires On: 06/30/2021

Preparation Steps

Step: Distillation
Started: 6/16/21 18:37
Finished: 6/16/21 19:07
By: MROGERSON
Comments

Comments: _____

Reviewed By: _____ Date: _____ Spike Witness: SMEDBURY Date: _____

Chain of Custody

Relinquished By: _____ Date: _____ Extracts Examined

Received By: _____ Date: _____ Yes No

Preparation Information Benchsheet

Prep Run#: 381573
Team: GenChem/MROGERSON

Prep WorkFlow: Gen Dist CN
Prep Method:

Status: Prepped
Prep Date/Time: 6/16/21 18:37

#	Lab Code	Client ID	B#	Amt. Ext.	Method /Test	pH	AE	BN	Final Vol	Sample Desc. (Initial/Final)	SpikeAmt./Inv. ID	Comments
1	RQ2106965-01	MB		0.2g	9012B/CN Tot				6.00mL			
2	RQ2106965-02	LCS		0.2g	9012B/CN Tot				6.00mL		0.0600 mL/214918	
3	RQ2106965-03	LCS		0.2g	9012B/CN Tot				6.00mL		0.3600 mL/214918	
4	R2105815-001	SW-1A	.04	0.2933g	9012B/CN Tot				6.00mL			
5	R2105887-019	TP-10+11 (370)	.04	0.2126g	9012B/CN Tot				6.00mL			
6	RQ2106965-04	R2105887-019 MS	.04	0.2504g	9012B/CN Tot				6.00mL		0.0600 mL/214918	
7	RQ2106965-05	R2105887-019 DMS	.04	0.2420g	9012B/CN Tot				6.00mL		0.0600 mL/214918	

Spiking Solutions

Name: Cyanide 10 ppm as CN Inventory ID 214918 Logbook Ref: Primary Expires On: 06/30/2021

Preparation Steps

Step: Distillation
Started: 6/16/21 18:37
Finished: 6/16/21 19:07
By: MROGERSON
Comments

Comments: _____

Reviewed By: _____ Date: _____ Spike Witness: SMEDBURY Date: _____

Chain of Custody

Relinquished By: _____ Date: _____ Extracts Examined

Received By: _____ Date: _____ Yes No

Preparation Information Benchsheet

Prep Run#: 381574 **Prep WorkFlow:** GenDistWAD-CN **Status:** Prepped
Team: GenChem/MROGERSON **Prep Method:** **Prep Date/Time:** 6/16/21 18:37

#	Lab Code	Client ID	B#	Amt. Ext.	Method /Test	pH	AE	BN	Final Vol	Sample Desc. (Initial/Final)	SpikeAmt./Inv. ID	Comments
1	RQ2106966-01	MB		6mL	SM 4500-CN- E/CN WAD				6.00mL			
2	RQ2106966-02	LCS		6mL	SM 4500-CN- E/CN WAD				6.00mL		0.0600 mL/214918	
3	R2105794-001	Hudson River Water	.01	6mL	SM 4500-CN- E/CN WAD				6.00mL			
4	R2105794-002	Secondary Effluent Composite ((3) 8 HR)	.01	6mL	SM 4500-CN- E/CN WAD				6.00mL			
5	RQ2106966-03	R2105794-002 MS	.01	6mL	SM 4500-CN- E/CN WAD				6.00mL		0.0600 mL/214918	
6	RQ2106966-04	R2105794-002 DMS	.01	6mL	SM 4500-CN- E/CN WAD				6.00mL		0.0600 mL/214918	
7	R2105890-001	STE-06112021-24 HR	.08	6mL	SM 4500-CN- E/CN WAD				6.00mL			
8	R2104161-019	MDLV 8500 Water #1	.02	6mL	SM 4500-CN- E/CN WAD				6.00mL		0.0060 mL/214918	
9	RQ2106966-05	MDLV		6mL	SM 4500-CN- E/CN WAD				6.00mL		0.0060 mL/214918	

Spiking Solutions

Name: Cyanide 10 ppm as CN Inventory ID 214918 Logbook Ref: Primary Expires On: 06/30/2021

Preparation Steps

Step: Distillation
Started: 6/16/21 18:37
Finished: 6/16/21 19:07
By: MROGERSON
Comments

Comments: _____

Reviewed By: _____ Date: _____ Spike Witness: SMEDBURY Date: _____

Chain of Custody

Relinquished By: _____ Date: _____ Extracts Examined

Received By: _____ Date: _____ Yes No

ALS Environmental **Analyte: Cyanide Micro Distillation** 120°C

Analyst:	MAR	0.06 mL Pipet ID:	DAISY	pH Paper lot:	223410
Date:	6/16/2021	0.24 mL Pipet ID:	IRON M	PbAcet paper:	203318
Balance ID:	NA	0.75 mL Pipet ID:	IRON M	Releasing Sol'n:	214645
1M NaOH:	217086	1.5 mL Pipet ID:	FRANZ	Digest Tube Lot:	217413
Antifoam:	NA	6mL Pipet ID:	NESSY	Tube volume verif:	WC98
$CdCO_3$:	NA	DOD Pipet Cal:	NA	Sulfamic Acid Sol'n:	215481
$Ca(OCl)_2$:	NA	10ppmCN PrepDate:	6/16/2021	Ottawa Sand:	
$Na_2S_2O_3$:	NA			Spk Witness:	SM
0.25N NaOH fresh daily		Distill Start Time:	1837	Distill End Time:	1907

Still #	Order #	Dist. Vol.	Final Vol.	Method	pH	H2S +/-	Comments
1	MB 1	6	6	335.4 / 9012 B	NA	—	
2	LCS-LL1	6	6	335.4 / 9012 B	NA	—	0.06 ml of 10 ppm
3	LCS-HL1	6	6	335.4 / 9012 B	NA	—	0.36 mL of 10 ppm
4	R2105890-001	6	6	335.4	"	—	
5	R2105890-001 MS	6	6	335.4	"	—	0.06 ml of 10 ppm
6	R2105890-001 DMS	6	6	335.4	"	—	0.06 ml of 10 ppm
7	R2105623-001	6	6	9012 B	712	—	
8	R2105623-003	6	6	9012 B	712	—	
9	R2105623-004	6	6	9012 B	712	—	
10	R2105623-005	6	6	9012 B	712	—	
11	LOQ / MDL	6	6	335.4 / 9012 B	NA	—	0.06 ml of 1 ppm
12	LODV	6	6	335.4 / 9012 B	NA	—	0.03 ml of 1 ppm
13	MB S	0.2	6	9012 B	NA	—	
14	LCS-LL S	0.2	6	9012 B	NA	—	0.06 ml of 10 ppm
15	LCS-HL S	0.2	6	9012 B	NA	—	0.36 mL of 10 ppm
16	R2105815-001	0.2933	6	9012 B	NA	—	
17	R2105887-019	0.2126	6	9012 B	NA	—	
18	R2105887-019 MS	0.2504	6	9012 B	NA	—	0.06 ml of 10 ppm
19	R2105887-019 DMS	0.2420	6	9012 B	NA	—	0.06 ml of 10 ppm
20	MB WAD	6	6	WAD	NA	—	
21	LCS-LL WAD	6	6	WAD	NA	—	0.06 ml of 10 ppm
	Distillation Start Time:		1842			End Time:	1912
22	R2105794-001	6	6	WAD	712	—	
23	R2105794-002	6	6	WAD	712	—	
24	R2105794-002 MS	6	6	WAD	712	—	0.06 ml of 10 ppm
25	R2105794-002 DMS	6	6	WAD	712	—	0.06 ml of 10 ppm
26	R2105890-001	6	6	WAD	"	—	
27	MDL WAD	6	6	WAD	NA	—	0.06 ml of 1 ppm

Stills 1-21 = Block 1. Stills 22-42 = Block 2
I:\ACQUDATA\WetChem\CYANIDE\2021\061621

Template-CN MICRO-r3 11/8/17

Author: GABRIELA NITA-JOUPPI

Date : 6/17/2021

Original Run Filename: OM_6-17-2021_10-12-26AM.OMN Created: 6/17/2021 10:12:26 AM
Original Run Author's Signature: [GABRIELA NITA-JOUPPI]
Current Run Filename: OM_6-17-2021_10-12-26AM.OMN Last Modified: 6/17/2021 10:53:00 AM
Current Run Author's Signature: [GABRIELA NITA-JOUPPI]
Description: Default New Run

Sample	Cup No.	Channel 2 Cyanide 9012B/SM4500CN QC8500		Detection Time	MDF
		Conc. (mg CN/L)	Area (V.s)		
1.0 ppm CN	S1	1.00000	11.54409	6/17/2021@10:13:16 AM	
0.50 ppm CN	S2	0.50000	6.17114	6/17/2021@10:14:03 AM	
0.20 ppm CN	S3	0.20000	2.49071	6/17/2021@10:14:49 AM	
0.10 ppm CN	S4	0.10000	1.22844	6/17/2021@10:15:36 AM	
0.05 ppm CN	S5	0.05000	0.65522	6/17/2021@10:16:23 AM	
0.02 ppm CN	S6	0.02000	0.25337	6/17/2021@10:17:09 AM	
0.01 ppm CN	S7	0.01000	0.12809	6/17/2021@10:17:56 AM	
0.005 ppm CN	S8	0.00500	0.06237	6/17/2021@10:18:42 AM	
0.00 ppm CN	S9	0.00000	0.00452	6/17/2021@10:19:29 AM	
DQM Test: Minimum Correlation Coefficient					
	Result:	0.99995 > 0.99700			
	Message	Pass			
	Action				
ICV TV=0.5	S10	0.50766	6.06643	6/17/2021@10:21:48 AM	
	Calibration:	Table/Fig. : 1			
ICB	S9	-0.00071	0.00027	6/17/2021@10:22:35 AM	
CRDL - 0.0100	S7	0.01052	0.13431	6/17/2021@10:23:21 AM	
CRDL - 0.0050	S8	0.00441	0.06132	6/17/2021@10:24:08 AM	
CCV	S10	0.51048	6.10006	6/17/2021@10:24:55 AM	
CCB	S9	-0.00021	0.00620	6/17/2021@10:25:41 AM	
MB 1	1	0.00050	0.01463	6/17/2021@10:26:29 AM	
LCS-LL 1	2	0.10565	1.26935	6/17/2021@10:27:17 AM	
LCS-HL 1	3	0.61418	7.33747	6/17/2021@10:28:05 AM	
R2105890-001	4	0.02570	0.31534	6/17/2021@10:28:52 AM	
R2105890-001 MS	5	0.09969	1.19822	6/17/2021@10:29:39 AM	
R2105890-001 MSD	6	0.09991	1.20085	6/17/2021@10:30:26 AM	
R2105623-001	7	0.00117	0.02272	6/17/2021@10:31:13 AM	
R2105623-003	8	0.00113	0.02221	6/17/2021@10:32:00 AM	
R2105623-004	9	0.00116	0.02251	6/17/2021@10:32:47 AM	
R2105623-005	10	0.00093	0.01982	6/17/2021@10:33:33 AM	
CCV	S10	0.51137	6.11074	6/17/2021@10:34:20 AM	
CCB	S9	-0.00100	-0.00323	6/17/2021@10:35:07 AM	
LOQ/MDL	11	0.01176	0.14898	6/17/2021@10:35:53 AM	
LODV	12	0.00681	0.09001	6/17/2021@10:36:40 AM	
MB s	13	0.00085	0.01886	6/17/2021@10:37:26 AM	
LCS-LL s	14	0.10742	1.29049	6/17/2021@10:38:12 AM	
LCS-HL s	15	0.61973	7.40371	6/17/2021@10:38:58 AM	
R2105815-001	16	0.00538	0.07297	6/17/2021@10:39:45 AM	
R2105887-019	17	0.00415	0.05829	6/17/2021@10:40:33 AM	
R2105887-019 MS	18	0.10876	1.30647	6/17/2021@10:41:21 AM	
R2105887-019 MSD	19	0.11126	1.33629	6/17/2021@10:42:08 AM	
MB WAD	20	0.00151	0.02671	6/17/2021@10:42:55 AM	
CCV	S10	0.51599	6.16585	6/17/2021@10:43:42 AM	
CCB	S9	-0.00177	-0.01245	6/17/2021@10:44:29 AM	
LCS-LL WAD	21	0.10989	1.32003	6/17/2021@10:45:16 AM	
R2105794-001	22	0.00153	0.02703	6/17/2021@10:46:03 AM	
R2105794-002	23	0.00278	0.04190	6/17/2021@10:46:49 AM	
R2105794-002 MS	24	0.07017	0.84601	6/17/2021@10:47:36 AM	
R2105794-002 MSD	25	0.07168	0.86400	6/17/2021@10:48:22 AM	
R2105890-001	26	0.00413	0.05800	6/17/2021@10:49:09 AM	
MDL WAD	27	0.01320	0.16628	6/17/2021@10:49:55 AM	
CCV	S10	0.50791	6.06942	6/17/2021@10:50:42 AM	
CCB	S9	0.00002	0.00894	6/17/2021@10:51:29 AM	

Analyte Properties Table for : OM_6-17-2021_10-12-26AM.OMN

Property	Channel 2

Author: GABRIELA NITA-JOUPPI

Date : 6/17/2021

	Cyanide 9012B/SM4500CN QC8500
Concentration Units	mg CN/L
Calibration Fit Type	First Order
Clear Calibration	Yes
Force through Zero	No
Calibration Weighting	1/x
Auto Dilution Trigger	No
% of High Standard	110
Quik Chem Method	10-204-00-1-A
Chemistry	Direct/Bipolar
Calibration by Height	No
Inject to Peak Start	22
Peak Base Width	36

Channel 2 (cyanide) - Set: 1 / 5

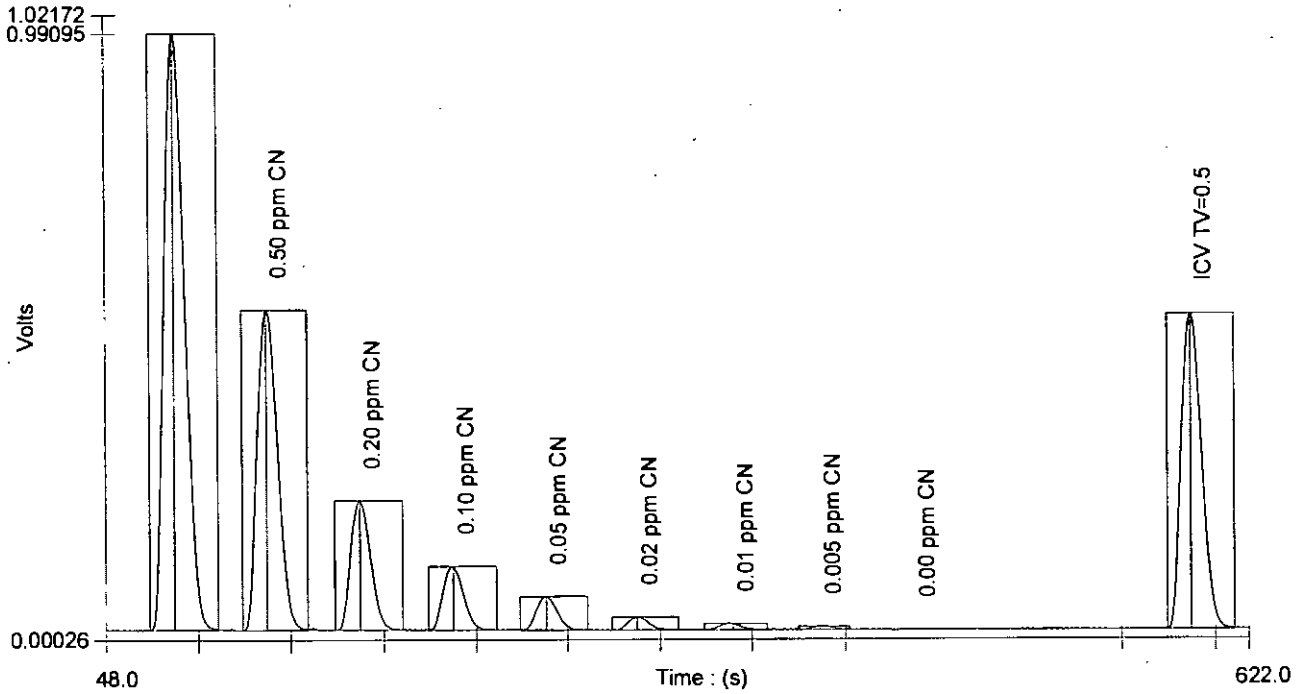

Author: GABRIELA NITA-JOUPPI

Date : 6/17/2021

Channel 2 (cyanide) - Set: 2 / 5

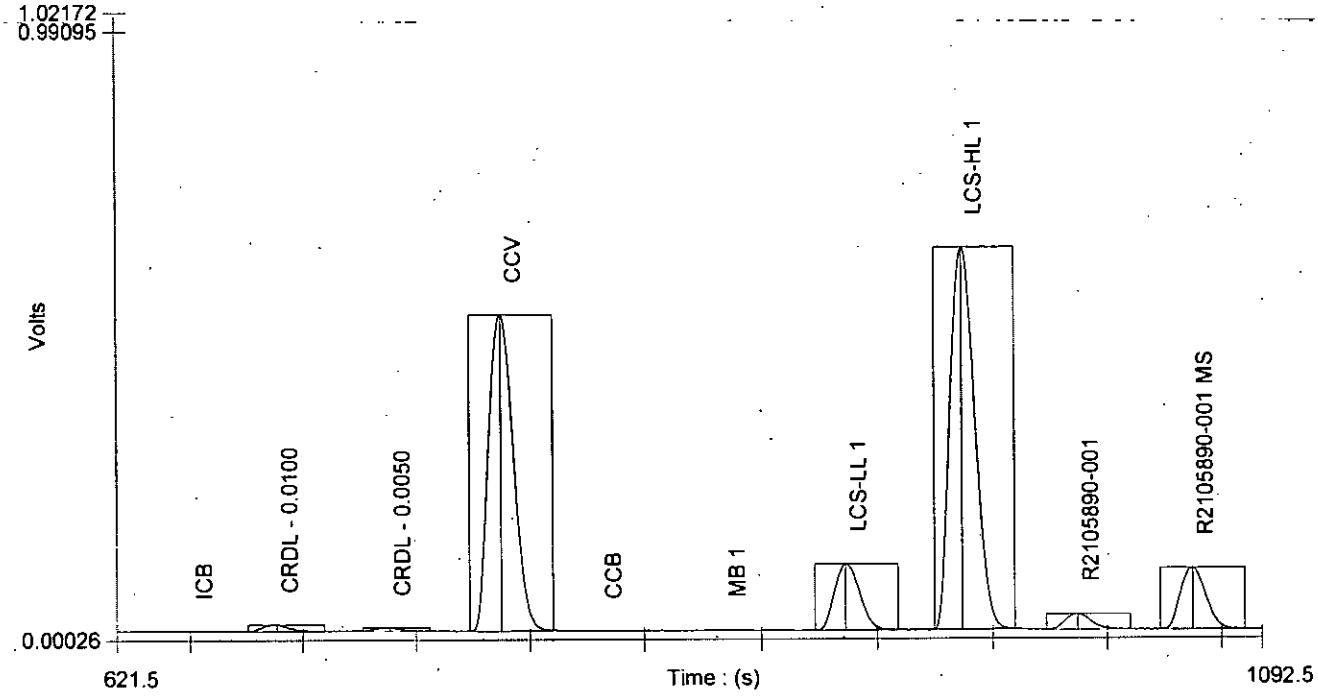

Channel 2 (cyanide) - Set: 3 / 5

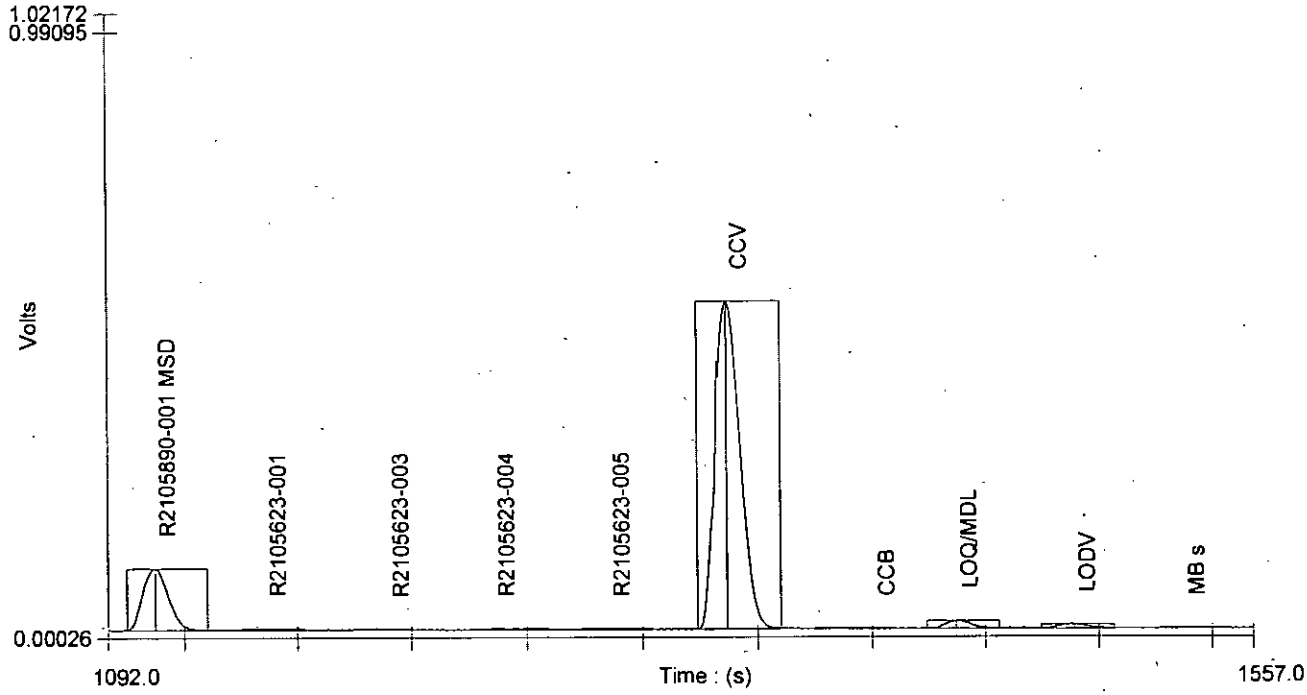

Author: GABRIELA NITA-JOUPPI

Date : 6/17/2021

Table : 1 (Cyanide 9012B/SM4500CN QC8500)

	Known Conc. (mg CN/L)	Rep.	Peak Area (V.s)	Peak Height (V)	% RSD	% Residual	Det. Conc (mg CN/L)	Detection Date	Detection Time
1	1.00000	1	11.54409	0.97327	0.0	3.2	0.96671	6/17/2021	10:13:16 AM
2	0.50000	1	6.17114	0.52319	0.0	-3.4	0.51643	6/17/2021	10:14:03 AM
3	0.20000	1	2.49071	0.21146	0.0	-4.1	0.20800	6/17/2021	10:14:49 AM
4	0.10000	1	1.22844	0.10397	0.0	-2.3	0.10222	6/17/2021	10:15:36 AM
5	0.05000	1	0.65522	0.05493	0.0	-8.3	0.05418	6/17/2021	10:16:23 AM
6	0.02000	1	0.25337	0.02171	0.0	-2.5	0.02050	6/17/2021	10:17:09 AM
7	0.01000	1	0.12809	0.01045	0.0	0.0	0.01000	6/17/2021	10:17:56 AM
8	0.00500	1	0.06237	0.00545	0.0	9.0	0.00450	6/17/2021	10:18:42 AM
9	0.00000	1	0.00452	0.00036			-0.00035	6/17/2021	10:19:29 AM

Figure : 1 (Cyanide 9012B/SM4500CN QC8500)

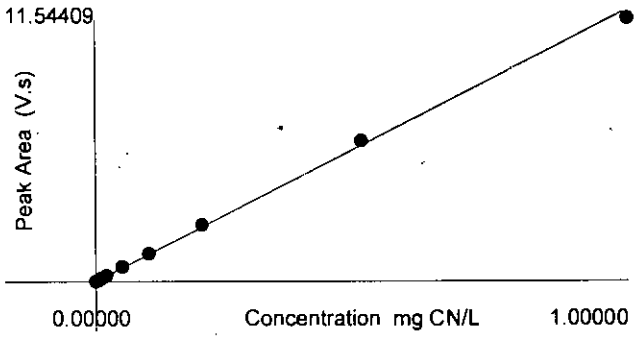

Area = 11.91614 * Conc + 0.00894
Conc = 0.08380 * Area - 0.00073
Correlation Coefficient (r) = 0.99995

Weighting : 1/x

Pipet used : Iron H

ALS Environmental
1565 Jefferson Rd., Rochester, NY 14623

General Chemistry Analytical Run Cover Sheet

Analyst: GN / MAR

Distillation Date: 6/16/2021

Analysis: Total Cyanide Instrument: QC8500 (R-FIA-05)

Analyzer Date: 6/17/2021

PRIMARY STOCKS	Log # Prep/Exp. Dates
Standard	214191 Received: 11/30/2020 Expires :2/27/2022
Reference	214192 Received: 11/30/2020 Expires : 11/30/2021

Working Stock Prep	Prep Date (Exp 1 week)	Stock Soln (mL)	Stock Soln (mg/L)	Final Vol (mL) with 0.25N NaOH in Volumetric	True Value (mg/L)
Standard	6/16/2021	0.982	1000	100	10.0
Reference	6/16/2021	1.072	1000	100	10.0
Pipet ID:	Iron M, Daisy				

Quality Control	Spiked at prep			
LCS-LL, MS (water)	0.06	10	6	0.10
LCS-HL, (water)	0.36	10	6	0.60
LCS-LL, (soil)	0.06	10	0.2	1.0
LCS-HL, (soil)	0.36	10	0.2	6.0
MS (soil)	0.06	10	~0.2	~1.0 see bench sheet

Analysis: Total Cyanide Instrument: Lachat 8500

Standard Curve Prep	Prepared fresh before use.		
Pipet ID:	IRON M	Graduated Disposable Pipet Lot:	19719001
DOD pipet Verification:			

Routine:	Concentration	mLs Carrier Sol'n	mLs 10 mg/L Working Stock (D)
	1.00	9.00	1.00
	0.50	9.50	0.50
	0.20	9.80	0.20
	0.10	1/10 dil'n of 1.00	
	0.050	1/10 dil'n of 0.50	
	0.020	1/10 dil'n of 0.20	
	0.010	1/10 dil'n of 0.10	
	0.005	1/10 dil'n of 0.050	
	0.000	10.0	0.00

Quality Control	Prepared fresh before use	mLs Carrier Sol'n	mL 10 mg/L Reference E
I/CCV, Routine	0.5	9.50	0.5

REAGENTS	Distillation	Log ID	Expiration Date
	Sulfamic Acid	215481	2/11/2022
	H2SO4/MgCl2 Sol'n	214645	11/6/2021
	1 M NaOH	217086	6/30/2021
	0.25 M NaOH	Fresh Daily	Fresh Daily
	Calcium Hypochlorite	214039	7/12/2021
	Na2S2O3	177058	11/2/2021
	Acetate Buffer/ZnAcetate	216535	4/7/2022
	Cadmium Carbonate	180039	3/21/2022
	Antifoam B Emulsion	WC126070C	NA
	Autoanalyzer		
	Buffer	217620	7/10/2021
	Pyridine Barbituric Acid	217244	11/30/2021
	Chloramine-T	185411	11/7/2022

Chloramine-T solution prepared fresh each run: 2.00 g Chloramine-T diluted to 500 g with DI water

Balance ID:

Instrument Log filled in? (Y) (N)

Analytical Results Summary

Instrument Name: R-IC-08 **Analyst:** CWOODS **Analysis Lot:** 728329 **Method/Testcode:** 7199/Cr6

Lab Code	Target Analytes	QC	Parent Sample	Matrix	Raw Result	Sample Amt.	Final Result	Dil	MDL	PQL	% Rec	% RSD	Date Analyzed	QC?	Tier
RQ2107165-01	Chromium, Hexavalent	CCV		Soil	0.50 ppm	2.5 g	0.499 ppm	1					6/21/21 16:04:00	N	IV
RQ2107165-07	Chromium, Hexavalent	CCB		Soil	0.00 ppm	2.5 g	0.40 mg/Kg U	1	0.05	0.40			6/21/21 16:14:00	N	IV
RQ2107160-01	Chromium, Hexavalent	MB		Soil	0.00 ppm	2.5 g	0.40 mg/Kg U	1	0.05	0.40			6/21/21 16:23:00	N	IV
RQ2107160-02	Chromium, Hexavalent	LCS		Soil	16.70 ppm	2.5 g	668 mg/Kg	20	0.9	8.0	103		6/21/21 16:38:00	N	IV
R2105056-001	Chromium, Hexavalent	N/A		Soil	0.00 ppm	2.5600 g	0.46 mg/Kg U	1	0.05	0.46			6/21/21 16:54:00	N	IV
R2105056-002	Chromium, Hexavalent	N/A		Soil	0.00 ppm	2.5100 g	0.50 mg/Kg U	1	0.06	0.50			6/21/21 17:09:00	N	IV
R2105056-003	Chromium, Hexavalent	N/A		Soil	0.00 ppm	2.5 g	0.48 mg/Kg U	1	0.06	0.48			6/21/21 17:25:00	N	IV
RQ2107165-02	Chromium, Hexavalent	CCV		Soil	0.50 ppm	2.5 g	0.499 ppm	1					6/21/21 17:41:00	N	IV
RQ2107165-08	Chromium, Hexavalent	CCB		Soil	0.00 ppm	2.5 g	0.40 mg/Kg U	1	0.05	0.40			6/21/21 17:49:00	N	IV
R2105056-004	Chromium, Hexavalent	N/A		Soil	0.00 ppm	2.5 g	0.53 mg/Kg U	1	0.06	0.53			6/21/21 17:58:00	N	IV
R2105056-005	Chromium, Hexavalent	N/A		Soil	0.00 ppm	2.5500 g	0.56 mg/Kg U	1	0.06	0.56			6/21/21 18:13:00	N	IV
R2105582-001	Chromium, Hexavalent	N/A		Soil	0.00 ppm	2.5400 g	0.45 mg/Kg U	1	0.05	0.45			6/21/21 18:29:00	N	IV
R2105582-002	Chromium, Hexavalent	N/A		Soil	0.00 ppm	2.5400 g	0.48 mg/Kg U	1	0.06	0.48			6/21/21 18:45:00	N	IV
R2105582-003	Chromium, Hexavalent	N/A		Soil	0.00 ppm	2.5 g	0.09 mg/Kg J	1	0.06	0.48			6/21/21 19:00:00	N	IV
RQ2107165-03	Chromium, Hexavalent	CCV		Soil	0.50 ppm	2.5 g	0.495 ppm	1					6/21/21 19:16:00	N	IV
RQ2107165-09	Chromium, Hexavalent	CCB		Soil	0.00 ppm	2.5 g	0.40 mg/Kg U	1	0.05	0.40			6/21/21 19:26:00	N	IV
R2105582-004	Chromium, Hexavalent	N/A		Soil	0.00 ppm	2.5800 g	0.45 mg/Kg U	1	0.05	0.45			6/21/21 19:36:00	N	IV
RQ2107160-03	Chromium, Hexavalent	DUP	R2105582-004	Soil	0.00 ppm	2.5300 g	0.45 mg/Kg U	1	0.05	0.45		NC	6/21/21 19:51:00	N	IV
RQ2107160-04	Chromium, Hexavalent	MS	R2105582-004	Soil	0.90 ppm	2.5100 g	41.2 mg/Kg	1	0.05	0.46	90		6/21/21 20:07:00	N	IV
RQ2107160-05	Chromium, Hexavalent	MS	R2105582-004	Soil	15.95 ppm	2.5300 g	725 mg/Kg	20	1.0	9.1	96		6/21/21 20:23:00	N	IV
RQ2107165-04	Chromium, Hexavalent	CCV		Soil	0.49 ppm	2.5 g	0.495 ppm	1					6/21/21 20:54:00	N	IV
RQ2107165-10	Chromium, Hexavalent	CCB		Soil	0.00 ppm	2.5 g	0.40 mg/Kg U	1	0.05	0.40			6/21/21 21:03:00	N	IV
R2105815-001	Chromium, Hexavalent	N/A		Soil	0.00 ppm	2.5400 g	0.70 mg/Kg U	1	0.08	0.70			6/21/21 21:11:00	N	IV
R2105887-001	Chromium, Hexavalent	N/A		Soil	0.00 ppm	2.5900 g	0.39 mg/Kg # U	1	0.05	0.39			6/21/21 21:27:00	N	IV
R2105887-005	Chromium, Hexavalent	N/A		Soil	0.00 ppm	2.5100 g	0.40 mg/Kg # U	1	0.05	0.40			6/21/21 21:42:00	N	IV
R2105887-006	Chromium, Hexavalent	N/A		Soil	0.00 ppm	2.5700 g	0.1 mg/Kg # J	1	0.05	0.39			6/21/21 21:58:00	N	IV
R2105887-008	Chromium, Hexavalent	N/A		Soil	0.00 ppm	2.5800 g	0.39 mg/Kg # U	1	0.05	0.39			6/21/21 22:13:00	N	IV
RQ2107165-05	Chromium, Hexavalent	CCV		Soil	0.49 ppm	2.5 g	0.493 ppm	1					6/21/21 22:29:00	N	IV
RQ2107165-11	Chromium, Hexavalent	CCB		Soil	0.00 ppm	2.5 g	0.40 mg/Kg U	1	0.05	0.40			6/21/21 22:39:00	N	IV
R2105887-010	Chromium, Hexavalent	N/A		Soil	0.00 ppm	2.5800 g	0.39 mg/Kg # U	1	0.05	0.39			6/21/21 22:49:00	N	IV
R2105887-014	Chromium, Hexavalent	N/A		Soil	0.00 ppm	2.5300 g	0.40 mg/Kg # U	1	0.05	0.40			6/21/21 23:05:00	N	IV
R2105887-016	Chromium, Hexavalent	N/A		Soil	0.00 ppm	2.5700 g	0.39 mg/Kg # U	1	0.05	0.39			6/21/21 23:20:00	N	IV
RQ2107165-06	Chromium, Hexavalent	CCV		Soil	0.49 ppm	2.5 g	0.491 ppm	1					6/22/21 00:07:00	N	IV
RQ2107165-12	Chromium, Hexavalent	CCB		Soil	0.00 ppm	2.5 g	0.40 mg/Kg U	1	0.05	0.40			6/22/21 00:16:00	N	IV

# indicates Final Result is not yet adjusted for Solids because it has not yet been determined.

Analytical Results Summary

Instrument Name: R-IC-08 **Analyst:** CWOODS **Analysis Lot:** 728330 **Method/Testcode:** 7199/Cr6

Lab Code	Target Analytes	QC	Parent Sample	Matrix	Raw Result	Sample Amt.	Final Result	Dil	MDL	PQL	% Rec	% RSD	Date Analyzed	QC?	Tier
RQ2107166-01	Chromium, Hexavalent	CCV		Soil	0.49 ppm	2.5 g	0.493 ppm	1					6/21/21 22:29:00	N	II
RQ2107166-07	Chromium, Hexavalent	CCB		Soil	0.00 ppm	2.5 g	0.40 mg/Kg U	1	0.05	0.40			6/21/21 22:39:00	N	II
RQ2107161-04	Chromium, Hexavalent	MB		Soil	0.00 ppm	2.5 g	0.40 mg/Kg U	1	0.05	0.40			6/21/21 23:36:00	N	II
RQ2107161-05	Chromium, Hexavalent	LCS		Soil	16.46 ppm	2.5 g	658 mg/Kg	20	0.9	8.0	97		6/21/21 23:51:00	N	II
RQ2107166-02	Chromium, Hexavalent	CCV		Soil	0.49 ppm	2.5 g	0.491 ppm	1					6/22/21 00:07:00	N	II
RQ2107166-08	Chromium, Hexavalent	CCB		Soil	0.00 ppm	2.5 g	0.40 mg/Kg U	1	0.05	0.40			6/22/21 00:16:00	N	II
R2106062-001	Chromium, Hexavalent	N/A		Soil	0.00 ppm	2.5100 g	0.48 mg/Kg U	1	0.06	0.48			6/22/21 00:24:00	N	II
R2106062-002	Chromium, Hexavalent	N/A		Soil	0.00 ppm	2.5700 g	0.42 mg/Kg U	1	0.05	0.42			6/22/21 00:40:00	N	II
RQ2107161-01	Chromium, Hexavalent	DUP	R2106062-002	Soil	0.00 ppm	2.5600 g	0.42 mg/Kg U	1	0.05	0.42		NC	6/22/21 00:56:00	N	II
RQ2107161-02	Chromium, Hexavalent	MS	R2106062-002	Soil	1.00 ppm	2.5800 g	41.6 mg/Kg	2	0.09	0.83	100		6/22/21 01:11:00	N	II
RQ2107161-03	Chromium, Hexavalent	MS	R2106062-002	Soil	16.31 ppm	2.5600 g	681 mg/Kg	20	0.9	8.3	99		6/22/21 01:27:00	N	II
RQ2107166-03	Chromium, Hexavalent	CCV		Soil	0.49 ppm	2.5 g	0.491 ppm	1					6/22/21 01:42:00	N	II
RQ2107166-09	Chromium, Hexavalent	CCB		Soil	0.00 ppm	2.5 g	0.40 mg/Kg U	1	0.05	0.40			6/22/21 01:52:00	N	II
R2106062-003	Chromium, Hexavalent	N/A		Soil	0.00 ppm	2.5200 g	0.13 mg/Kg J	1	0.05	0.46			6/22/21 02:18:00	N	II
R2106062-004	Chromium, Hexavalent	N/A		Soil	0.00 ppm	2.5300 g	0.19 mg/Kg J	1	0.05	0.47			6/22/21 02:33:00	N	II
R2106062-005	Chromium, Hexavalent	N/A		Soil	0.01 ppm	2.5800 g	0.33 mg/Kg J	1	0.05	0.42			6/22/21 02:49:00	N	II
R2106062-006	Chromium, Hexavalent	N/A		Soil	0.02 ppm	2.5700 g	1.05 mg/Kg	1	0.05	0.45			6/22/21 03:05:00	N	II
RQ2107166-04	Chromium, Hexavalent	CCV		Soil	0.49 ppm	2.5 g	0.490 ppm	1					6/22/21 03:20:00	N	II
RQ2107166-10	Chromium, Hexavalent	CCB		Soil	0.00 ppm	2.5 g	0.40 mg/Kg U	1	0.05	0.40			6/22/21 03:29:00	N	II
R2106062-007	Chromium, Hexavalent	N/A		Soil	0.00 ppm	2.5200 g	0.11 mg/Kg J	1	0.05	0.45			6/22/21 03:38:00	N	II
R2106062-008	Chromium, Hexavalent	N/A		Soil	0.00 ppm	2.5600 g	0.08 mg/Kg J	1	0.05	0.44			6/22/21 03:53:00	N	II
R2106062-009	Chromium, Hexavalent	N/A		Soil	0.00 ppm	2.5500 g	0.08 mg/Kg J	1	0.05	0.46			6/22/21 04:09:00	N	II
R2106062-010	Chromium, Hexavalent	N/A		Soil	0.00 ppm	2.5800 g	0.11 mg/Kg J	1	0.06	0.50			6/22/21 04:24:00	N	II
R2106062-011	Chromium, Hexavalent	N/A		Soil	0.00 ppm	2.5800 g	0.19 mg/Kg J	1	0.05	0.45			6/22/21 04:40:00	N	II
RQ2107166-05	Chromium, Hexavalent	CCV		Soil	0.49 ppm	2.5 g	0.487 ppm	1					6/22/21 04:56:00	N	II
RQ2107166-11	Chromium, Hexavalent	CCB		Soil	0.00 ppm	2.5 g	0.40 mg/Kg U	1	0.05	0.40			6/22/21 05:06:00	N	II
R2106062-012	Chromium, Hexavalent	N/A		Soil	0.00 ppm	2.5 g	0.11 mg/Kg J	1	0.05	0.43			6/22/21 05:15:00	N	II
R2106062-013	Chromium, Hexavalent	N/A		Soil	0.01 ppm	2.5 g	0.30 mg/Kg J	1	0.05	0.42			6/22/21 05:31:00	N	II
RQ2107166-06	Chromium, Hexavalent	CCV		Soil	0.49 ppm	2.5 g	0.487 ppm	1					6/22/21 06:33:00	N	II
RQ2107166-12	Chromium, Hexavalent	CCB		Soil	0.00 ppm	2.5 g	0.40 mg/Kg U	1	0.05	0.40			6/22/21 06:42:00	N	II

! indicates Final Result is not yet adjusted for Solids because it has not yet been determined.

Analytical Results Summary

Instrument Name: R-IC-08 **Analyst:** CWOODS **Analysis Lot:** 728331 **Method/Testcode:** 7199/Cr6

Lab Code	Target Analytes	QC	Parent Sample	Matrix	Raw Result	Sample Amt.	Final Result	Dil	MDL	PQL	% Rec	% RSD	Date Analyzed	QC?	Tier
RQ2107167-01	Chromium, Hexavalent	CCV		Soil	0.49 ppm	2.5 g	0.487 ppm	1					6/22/21 04:56:00	N	IV
RQ2107167-04	Chromium, Hexavalent	CCB		Soil	0.00 ppm	2.5 g	0.40 mg/Kg U	1	0.05	0.40			6/22/21 05:06:00	N	IV
RQ2107162-01	Chromium, Hexavalent	MB		Soil	0.00 ppm	2.5 g	0.40 mg/Kg U	1	0.05	0.40			6/22/21 05:47:00	N	IV
RQ2107162-02	Chromium, Hexavalent	LCS		Soil	16.11 ppm	2.5 g	644 mg/Kg	20	0.9	8.0	100		6/22/21 06:02:00	N	IV
R2105887-019	Chromium, Hexavalent	N/A		Soil	0.00 ppm	2.5900 g	0.39 mg/Kg # U	1	0.05	0.39			6/22/21 06:18:00	Y	IV
RQ2107167-02	Chromium, Hexavalent	CCV		Soil	0.49 ppm	2.5 g	0.487 ppm	1					6/22/21 06:33:00	N	IV
RQ2107167-05	Chromium, Hexavalent	CCB		Soil	0.00 ppm	2.5 g	0.40 mg/Kg U	1	0.05	0.40			6/22/21 06:42:00	N	IV
RQ2107162-04	Chromium, Hexavalent	MS	R2105887-019	Soil	0.75 ppm	2.5300 g	29.7 mg/Kg #	1	0.05	0.40	75		6/22/21 07:06:00	N	IV
RQ2107162-05	Chromium, Hexavalent	MS	R2105887-019	Soil	17.12 ppm	2.5200 g	680 mg/Kg #	20	0.9	7.9	107		6/22/21 07:22:00	N	IV
RQ2107162-03	Chromium, Hexavalent	DUP	R2105887-019	Soil	0.00 ppm	2.5900 g	0.39 mg/Kg # U	1	0.05	0.39		NC	6/22/21 07:38:00	N	IV
RQ2107167-03	Chromium, Hexavalent	CCV		Soil	0.49 ppm	2.5 g	0.491 ppm	1					6/22/21 07:53:00	N	IV
RQ2107167-06	Chromium, Hexavalent	CCB		Soil	0.00 ppm	2.5 g	0.40 mg/Kg U	1	0.05	0.40			6/22/21 08:03:00	N	IV

! indicates Final Result is not yet adjusted for Solids because it has not yet been determined.

06-21-2021 IC#8 7199 Soils Analyst: CWoods Pipet: Chrome

Injection Number	Injection Name	Type	Level	Processing Method	Inject Time	Dilution	Comment
1	STANDARD 1	Calibration Standard	01	8-062121RL	06/21/21 15:10	1.0	7199/218.6 RL
2	STANDARD 2	Calibration Standard	02	8-062121RL	06/21/21 15:17	1.0	7199/218.6 RL
3	STANDARD 3	Calibration Standard	03	8-062121RL	06/21/21 15:26	1.0	7199/218.6 RL
4	STANDARD 4	Calibration Standard	04	8-062121RL	06/21/21 15:34	1.0	7199/218.6 RL
5	STANDARD 5	Calibration Standard	05	8-062121RL	06/21/21 15:43	1.0	7199/218.6 RL
6	ICV	Unknown		8-062121RL	06/21/21 16:04	1.0	7199/218.6 RL
7	ICB	Unknown		8-062121RL	06/21/21 16:14	1.0	7199/218.6 RL
8	SOIL METHOD BLANK	Unknown		8-062121RL	06/21/21 16:23	1.0	7199
9	SOIL METHOD BLANK	Unknown		8-062121RL	06/21/21 16:31	1.0	7199 REPLICATE
10	SOIL LCS	Unknown		8-062121RL	06/21/21 16:38	20.0	7199
11	SOIL LCS	Unknown		8-062121RL	06/21/21 16:47	20.0	7199 REPLICATE
12	R2105056-001	Unknown		8-062121RL	06/21/21 16:54	1.0	7199
13	R2105056-001	Unknown		8-062121RL	06/21/21 17:03	1.0	7199 REPLICATE
14	R2105056-002	Unknown		8-062121RL	06/21/21 17:09	1.0	7199
15	R2105056-002	Unknown		8-062121RL	06/21/21 17:18	1.0	7199 REPLICATE
16	R2105056-003	Unknown		8-062121RL	06/21/21 17:25	1.0	7199
17	R2105056-003	Unknown		8-062121RL	06/21/21 17:34	1.0	7199 REPLICATE
18	CCV	Unknown		8-062121RL	06/21/21 17:41	1.0	7199/218.6 RL
19	CCB	Unknown		8-062121RL	06/21/21 17:49	1.0	7199/218.6 RL
20	R2105056-004	Unknown		8-062121RL	06/21/21 17:58	1.0	7199
21	R2105056-004	Unknown		8-062121RL	06/21/21 18:07	1.0	7199 REPLICATE
22	R2105056-005	Unknown		8-062121RL	06/21/21 18:13	1.0	7199
23	R2105056-005	Unknown		8-062121RL	06/21/21 18:22	1.0	7199 REPLICATE
24	R2105582-001	Unknown		8-062121RL	06/21/21 18:29	1.0	7199
25	R2105582-001	Unknown		8-062121RL	06/21/21 18:38	1.0	7199 REPLICATE
26	R2105582-002	Unknown		8-062121RL	06/21/21 18:45	1.0	7199
27	R2105582-002	Unknown		8-062121RL	06/21/21 18:54	1.0	7199 REPLICATE
28	R2105582-003	Unknown		8-062121RL	06/21/21 19:00	1.0	7199
29	R2105582-003	Unknown		8-062121RL	06/21/21 19:09	1.0	7199 REPLICATE
30	CCV	Unknown		8-062121RL	06/21/21 19:16	1.0	7199/218.6 RL
31	CCB	Unknown		8-062121RL	06/21/21 19:26	1.0	7199/218.6 RL
32	R2105582-004	Unknown		8-062121RL	06/21/21 19:36	1.0	7199
33	R2105582-004	Unknown		8-062121RL	06/21/21 19:45	1.0	7199 REPLICATE
34	R2105582-004 DUP	Unknown		8-062121RL	06/21/21 19:51	1.0	7199
35	R2105582-004 DUP	Unknown		8-062121RL	06/21/21 20:00	1.0	7199 REPLICATE

36	R2105582-004 SOL	Unknown	8-062121RL	06/21/21 20:07	1.0	7199
37	R2105582-004 SOL	Unknown	8-062121RL	06/21/21 20:16	1.0	7199 REPLICATE
38	R2105582-004 INSOL	Unknown	8-062121RL	06/21/21 20:23	20.0	7199
39	R2105582-004 INSOL	Unknown	8-062121RL	06/21/21 20:31	20.0	7199 REPLICATE
40	R2105582-004 PVS	Unknown	8-062121RL	06/21/21 20:38	2.0	7199
41	R2105582-004 PVS	Unknown	8-062121RL	06/21/21 20:47	2.0	7199 REPLICATE
42	CCV	Unknown	8-062121RL	06/21/21 20:54	1.0	7199/218.6 RL
43	CCB	Unknown	8-062121RL	06/21/21 21:03	1.0	7199/218.6 RL
44	R2105815-001	Unknown	8-062121RL	06/21/21 21:11	1.0	7199
45	R2105815-001	Unknown	8-062121RL	06/21/21 21:20	1.0	7199 REPLICATE
46	R2105887-001	Unknown	8-062121RL	06/21/21 21:27	1.0	7199
47	R2105887-001	Unknown	8-062121RL	06/21/21 21:36	1.0	7199 REPLICATE
48	R2105887-005	Unknown	8-062121RL	06/21/21 21:42	1.0	7199
49	R2105887-005	Unknown	8-062121RL	06/21/21 21:51	1.0	7199 REPLICATE
50	R2105887-006	Unknown	8-062121RL	06/21/21 21:58	1.0	7199
51	R2105887-006	Unknown	8-062121RL	06/21/21 22:07	1.0	7199 REPLICATE
52	R2105887-008	Unknown	8-062121RL	06/21/21 22:13	1.0	7199
53	R2105887-008	Unknown	8-062121RL	06/21/21 22:22	1.0	7199 REPLICATE
54	CCV	Unknown	8-062121RL	06/21/21 22:29	1.0	7199/218.6 RL
55	CCB	Unknown	8-062121RL	06/21/21 22:39	1.0	7199/218.6 RL
56	R2105887-010	Unknown	8-062121RL	06/21/21 22:49	1.0	7199
57	R2105887-010	Unknown	8-062121RL	06/21/21 22:58	1.0	7199 REPLICATE
58	R2105887-014	Unknown	8-062121RL	06/21/21 23:05	1.0	7199
59	R2105887-014	Unknown	8-062121RL	06/21/21 23:13	1.0	7199 REPLICATE
60	R2105887-016	Unknown	8-062121RL	06/21/21 23:20	1.0	7199
61	R2105887-016	Unknown	8-062121RL	06/21/21 23:29	1.0	7199 REPLICATE
62	SOIL METHOD BLANK	Unknown	8-062121RL	06/21/21 23:36	1.0	7199
63	SOIL METHOD BLANK	Unknown	8-062121RL	06/21/21 23:45	1.0	7199 REPLICATE
64	SOIL LCS	Unknown	8-062121RL	06/21/21 23:51	20.0	7199
65	SOIL LCS	Unknown	8-062121RL	06/22/21 00:00	20.0	7199 REPLICATE
66	CCV	Unknown	8-062121RL	06/22/21 00:07	1.0	7199/218.6 RL
67	CCB	Unknown	8-062121RL	06/22/21 00:16	1.0	7199/218.6 RL
68	R2106062-001	Unknown	8-062121RL	06/22/21 00:24	1.0	7199
69	R2106062-001	Unknown	8-062121RL	06/22/21 00:33	1.0	7199 REPLICATE
70	R2106062-002	Unknown	8-062121RL	06/22/21 00:40	1.0	7199
71	R2106062-002	Unknown	8-062121RL	06/22/21 00:49	1.0	7199 REPLICATE
72	R2106062-002 DUP	Unknown	8-062121RL	06/22/21 00:56	1.0	7199
73	R2106062-002 DUP	Unknown	8-062121RL	06/22/21 01:04	1.0	7199 REPLICATE
74	R2106062-002 SOL	Unknown	8-062121RL	06/22/21 01:11	2.0	7199

75	R2106062-002 SOL	Unknown	8-062121RL	06/22/21 01:20	2.0	7199 REPLICATE
76	R2106062-002 INSOL	Unknown	8-062121RL	06/22/21 01:27	20.0	7199
77	R2106062-002 INSOL	Unknown	8-062121RL	06/22/21 01:36	20.0	7199 REPLICATE
78	CCV	Unknown	8-062121RL	06/22/21 01:42	1.0	7199/218.6 RL
79	CCB	Unknown	8-062121RL	06/22/21 01:52	1.0	7199/218.6 RL
80	R2106062-002 PVS	Unknown	8-062121RL	06/22/21 02:02	2.0	7199
81	R2106062-002 PVS	Unknown	8-062121RL	06/22/21 02:11	2.0	7199 REPLICATE
82	R2106062-003	Unknown	8-062121RL	06/22/21 02:18	1.0	7199
83	R2106062-003	Unknown	8-062121RL	06/22/21 02:27	1.0	7199 REPLICATE
84	R2106062-004	Unknown	8-062121RL	06/22/21 02:33	1.0	7199
85	R2106062-004	Unknown	8-062121RL	06/22/21 02:42	1.0	7199 REPLICATE
86	R2106062-005	Unknown	8-062121RL	06/22/21 02:49	1.0	7199
87	R2106062-005	Unknown	8-062121RL	06/22/21 02:58	1.0	7199 REPLICATE
88	R2106062-006	Unknown	8-062121RL	06/22/21 03:05	1.0	7199
89	R2106062-006	Unknown	8-062121RL	06/22/21 03:13	1.0	7199 REPLICATE
90	CCV	Unknown	8-062121RL	06/22/21 03:20	1.0	7199/218.6 RL
91	CCB	Unknown	8-062121RL	06/22/21 03:29	1.0	7199/218.6 RL
92	R2106062-007	Unknown	8-062121RL	06/22/21 03:38	1.0	7199
93	R2106062-007	Unknown	8-062121RL	06/22/21 03:46	1.0	7199 REPLICATE
94	R2106062-008	Unknown	8-062121RL	06/22/21 03:53	1.0	7199
95	R2106062-008	Unknown	8-062121RL	06/22/21 04:02	1.0	7199 REPLICATE
96	R2106062-009	Unknown	8-062121RL	06/22/21 04:09	1.0	7199
97	R2106062-009	Unknown	8-062121RL	06/22/21 04:18	1.0	7199 REPLICATE
98	R2106062-010	Unknown	8-062121RL	06/22/21 04:24	1.0	7199
99	R2106062-010	Unknown	8-062121RL	06/22/21 04:33	1.0	7199 REPLICATE
100	R2106062-011	Unknown	8-062121RL	06/22/21 04:40	1.0	7199
101	R2106062-011	Unknown	8-062121RL	06/22/21 04:49	1.0	7199 REPLICATE
102	CCV	Unknown	8-062121RL	06/22/21 04:56	1.0	7199/218.6 RL
103	CCB	Unknown	8-062121RL	06/22/21 05:06	1.0	7199/218.6 RL
104	R2106062-012	Unknown	8-062121RL	06/22/21 05:15	1.0	7199
105	R2106062-012	Unknown	8-062121RL	06/22/21 05:24	1.0	7199 REPLICATE
106	R2106062-013	Unknown	8-062121RL	06/22/21 05:31	1.0	7199
107	R2106062-013	Unknown	8-062121RL	06/22/21 05:40	1.0	7199 REPLICATE
108	SOIL METHOD BLANK	Unknown	8-062121RL	06/22/21 05:47	1.0	7199
109	SOIL METHOD BLANK	Unknown	8-062121RL	06/22/21 05:55	1.0	7199 REPLICATE
110	SOIL LCS	Unknown	8-062121RL	06/22/21 06:02	20.0	7199
111	SOIL LCS	Unknown	8-062121RL	06/22/21 06:11	20.0	7199 REPLICATE
112	R2105887-019	Unknown	8-062121RL	06/22/21 06:18	1.0	7199
113	R2105887-019	Unknown	8-062121RL	06/22/21 06:27	1.0	7199 REPLICATE

114	CCV	Unknown	8-062121RL	06/22/21 06:33	1.0	7199/218.6 RL
115	CCB	Unknown	8-062121RL	06/22/21 06:42	1.0	7199/218.6 RL
116	R2105887-019 PVS	Unknown	8-062121RL	06/22/21 06:51	2.0	7199
117	R2105887-019 PVS	Unknown	8-062121RL	06/22/21 07:00	2.0	7199 REPLICATE
118	R2105887-019 SOL	Unknown	8-062121RL	06/22/21 07:06	1.0	7199
119	R2105887-019 SOL	Unknown	8-062121RL	06/22/21 07:15	1.0	7199 REPLICATE
120	R2105887-019 INSOL	Unknown	8-062121RL	06/22/21 07:22	20.0	7199
121	R2105887-019 INSOL	Unknown	8-062121RL	06/22/21 07:31	20.0	7199 REPLICATE
122	R2105887-019 DUP	Unknown	8-062121RL	06/22/21 07:38	1.0	7199
123	R2105887-019 DUP	Unknown	8-062121RL	06/22/21 07:46	1.0	7199 REPLICATE
124	CCV	Unknown	8-062121RL	06/22/21 07:53	1.0	7199/218.6 RL
125	CCB	Unknown	8-062121RL	06/22/21 08:03	1.0	7199/218.6 RL

Preparation Information Benchsheet

Prep Run#: 381676
Team: GenChem/CWOODS

Prep WorkFlow: Gen Dig Cr6
Prep Method: EPA 3060A

Status: Prepped
Prep Date/Time: 6/16/21 15:00

#	Lab Code	Client ID	B#	Amt. Ext.	Method /Test	pH	AE	BN	Final Vol	Sample Desc. (Initial/Final)	SpikeAmt./Inv. ID	Comments
1	RQ2107160-01	MB		2.5g	7199/Cr6				100.00mL			
2	RQ2107160-02	LCS		2.5g	7199/Cr6				100.00mL		10.1000 mg/187499	
3	R2105056-001	SW-1 Sediment	.04	2.5600g	7199/Cr6				100.00mL			
4	R2105056-002	SW-2 Sediment	.04	2.5100g	7199/Cr6				100.00mL			
5	R2105056-003	SW-3 Sediment	.04	2.5g	7199/Cr6				100.00mL			
6	R2105056-004	SW-3P Sediment	.04	2.5g	7199/Cr6				100.00mL			
7	R2105056-005	SW-4 Sediment	.04	2.5500g	7199/Cr6				100.00mL			
8	R2105582-001	EVCN-SS-CF-001	.14	2.5400g	7199/Cr6				100.00mL			
9	R2105582-002	EVCN-SS-TS-001	.14	2.5400g	7199/Cr6				100.00mL			
10	R2105582-003	EVCN-MW-CF-001	.14	2.5g	7199/Cr6				100.00mL			
11	R2105582-004	EVCN-MW-CD-002	.14	2.5800g	7199/Cr6				100.00mL			
12	RQ2107160-03	R2105582-004 DUP	.14	2.5300g	7199/Cr6				100.00mL			
13	RQ2107160-04	R2105582-004 MS	.14	2.5100g	7199/Cr6				100.00mL		100.0000 uL/217583	
14	RQ2107160-05	R2105582-004 MS	.14	2.5300g	7199/Cr6				100.00mL		10.3000 mg/187499	
15	R2105815-001	SW-1A	.04	2.5400g	7199/Cr6				100.00mL			
16	R2105887-001	TP-01 (350)	.03	2.5900g	7199/Cr6				100.00mL			
17	R2105887-005	TP-07 (350)	.04	2.5100g	7199/Cr6				100.00mL			
18	R2105887-006	TP-08+09+10 (350)	.04	2.5700g	7199/Cr6				100.00mL			
19	R2105887-008	TP-11+12 (350)	.04	2.5800g	7199/Cr6				100.00mL			
20	R2105887-010	TP-01 (370)	.04	2.5800g	7199/Cr6				100.00mL			
21	R2105887-014	TP-06+07 (370)	.04	2.5300g	7199/Cr6				100.00mL			
22	R2105887-016	TP-08+09 (370)	.04	2.5700g	7199/Cr6				100.00mL			

Spiking Solutions

Name:	Lead (II) Chromate Reagent Grade	Inventory ID	187499	Logbook Ref:	187499	Expires On:	01/04/2023	Lot #:	10160719
Name:	Chromium Hexavalent 1000 ug/mL Cr+6	Inventory ID	217583	Logbook Ref:	217583	Expires On:	05/13/2024	Lot #:	051321

Preparation Steps

Step: Digestion
Started: 6/16/21 15:00
Finished: 6/16/21 16:00
By: CWOODS
Comments

Comments: _____

Preparation Information Benchsheet

Prep Run#: 381676
Team: GenChem/CWOODS

Prep WorkFlow: Gen Dig Cr6
Prep Method: EPA 3060A

Status: Prepped
Prep Date/Time: 6/16/21 15:00

Reviewed By: _____ Date: _____

Chain of Custody

Relinquished By: _____ Date: _____

Received By: _____ Date: _____

Extracts Examined
Yes No

Preparation Information Benchsheet

Prep Run#: 381804
Team: GenChem/CWOODS

Prep WorkFlow: Gen Dig Cr6
Prep Method: EPA 3060A

Status: Prepped
Prep Date/Time: 6/21/21 11:35

#	Lab Code	Client ID	B#	Amt. Ext.	Method /Test	pH	AE	BN	Final Vol	Sample Desc. (Initial/Final)	SpikeAmt./Inv. ID	Comments
1	RQ2107161-04	MB		2.5g	7199/Cr6				100.00mL			
2	RQ2107161-05	LCS		2.5g	7199/Cr6				100.00mL		10.5000 mg/187499	
3	R2106062-001	21F0807-01	.03	2.5100g	7199/Cr6				100.00mL			
4	R2106062-002	21F0807-02	.03	2.5700g	7199/Cr6				100.00mL			
5	RQ2107161-01	R2106062-002 DUP	.03	2.5600g	7199/Cr6				100.00mL			
6	RQ2107161-02	R2106062-002 MS	.03	2.5800g	7199/Cr6				100.00mL		100.0000 uL/217583	
7	RQ2107161-03	R2106062-002 MS	.03	2.5600g	7199/Cr6				100.00mL		10.2000 mg/187499	
8	R2106062-003	21F0807-03	.03	2.5200g	7199/Cr6				100.00mL			
9	R2106062-004	21F0807-04	.03	2.5300g	7199/Cr6				100.00mL			
10	R2106062-005	21F0807-05	.03	2.5800g	7199/Cr6				100.00mL			
11	R2106062-006	21F0807-06	.03	2.5700g	7199/Cr6				100.00mL			
12	R2106062-007	21F0807-07	.03	2.5200g	7199/Cr6				100.00mL			
13	R2106062-008	21F0807-08	.03	2.5600g	7199/Cr6				100.00mL			
14	R2106062-009	21F0807-09	.03	2.5500g	7199/Cr6				100.00mL			
15	R2106062-010	21F0807-10	.03	2.5800g	7199/Cr6				100.00mL			
16	R2106062-011	21F0807-11	.03	2.5800g	7199/Cr6				100.00mL			
17	R2106062-012	21F0807-12	.03	2.5g	7199/Cr6				100.00mL			
18	R2106062-013	21F0807-13	.03	2.5g	7199/Cr6				100.00mL			

Spiking Solutions

Name:	Lead (II) Chromate Reagent Grade	Inventory ID	187499	Logbook Ref:	187499	Expires On:	01/04/2023	Lot #:	10160719
Name:	Chromium Hexavalent 1000 ug/mL Cr+6	Inventory ID	217583	Logbook Ref:	217583	Expires On:	05/13/2024	Lot #:	051321

Preparation Steps

Step: Digestion
Started: 6/21/21 11:35
Finished: 6/21/21 12:35
By: CWOODS
Comments

Comments: _____

Reviewed By: _____ Date: _____

Preparation Information Benchsheet

Prep Run#: 381804
Team: GenChem/CWOODS

Prep WorkFlow: Gen Dig Cr6
Prep Method: EPA 3060A

Status: Prepped
Prep Date/Time: 6/21/21 11:35

Chain of Custody

Relinquished By:		Date:		Extracts Examined
Received By:		Date:		Yes No

Preparation Information Benchsheet

Prep Run#: 381805
Team: GenChem/CWOODS

Prep WorkFlow: Gen Dig Cr6
Prep Method: EPA 3060A

Status: Prepped
Prep Date/Time: 6/21/21 11:30

#	Lab Code	Client ID	B#	Amt. Ext.	Method /Test	pH	AE	BN	Final Vol	Sample Desc. (Initial/Final)	SpikeAmt./Inv. ID	Comments
1	RQ2107162-01	MB		2.5g	7199/Cr6				100.00mL			
2	RQ2107162-02	LCS		2.5g	7199/Cr6				100.00mL		10.0000 mg/187499	
3	R2105887-019	TP-10+11 (370)	.04	2.5900g	7199/Cr6				100.00mL			
4	RQ2107162-03	R2105887-019 DUP	.04	2.5900g	7199/Cr6				100.00mL			
5	RQ2107162-04	R2105887-019 MS	.04	2.5300g	7199/Cr6				100.00mL		100.0000 uL/217583	
6	RQ2107162-05	R2105887-019 MS	.04	2.5200g	7199/Cr6				100.00mL		10.0000 mg/187499	

Spiking Solutions

Name:	Lead (II) Chromate Reagent Grade	Inventory ID	187499	Logbook Ref:	187499	Expires On:	01/04/2023	Lot #:	10160719
Name:	Chromium Hexavalent 1000 ug/mL Cr+6	Inventory ID	217583	Logbook Ref:	217583	Expires On:	05/13/2024	Lot #:	051321

Preparation Steps

Step: Digestion
Started: 6/21/21 11:30
Finished: 6/21/21 12:30
By: CWOODS
Comments

Comments: _____

Reviewed By: _____ Date: _____

Chain of Custody

Relinquished By: _____ Date: _____

Received By: _____ Date: _____

Extracts Examined
Yes No

Hexavalent Chromium Soils Method: EPA 3060A DIGESTION

ALS Environmental
Rochester, NY

Block ID	Hot Block - 6
Start Time	15:00
End Time	16:00

Temp blank position: E1
Therm ID 396
Corr Factor

Time	0	30	60
Observed	91	94	93
Corrected	91	94	93

Analyst:	C. Woods
Date:	6/16/2021
Balance ID:	R-17
Pipet ID:	Chrome
DOD Pipet Cal:	-
Stocks:	
Standard:	217583
Reference:	214230
PbCrO4:	187499

Filters:	See Below
Brand:	Phenomenex
Type:	Nylon Membrane
Pore Size (um):	0.45
Digest Solution:	217803 (Exp 07/16/21)
Digest Solution pH:	13.07
pH Meter:	pHat Albert

#	Method	Order #	Sample Amt. (g.)	Digest Sol. (mL)	Final Vol. (mL)	pH Adjust	pH Adjust Date	Filtered Digestate Color/Comments
1	7199	MB	2.50	50	100	9.33	6/21/21	-
2		LCS	2.50	50	100	9.03	6/21/21	+10.1mg 187499
3		R2105056-001	2.56	50	100	9.26	6/21/21	-
4		R2105056-002	2.51	50	100	9.19	6/21/21	-
5		R2105056-003	2.50	50	100	9.2	6/21/21	-
6		R2105056-004	2.50	50	100	9.37	6/21/21	-
7		R2105056-005	2.55	50	100	9.03	6/21/21	-
8		R2105582-001	2.54	50	100	9.41	6/21/21	-
9		R2105582-002	2.54	50	100	9.24	6/21/21	-
10		R2105582-003	2.50	50	100	9.34	6/21/21	-
11		R2105582-004	2.58	50	100	9.21	6/21/21	-
12		R2105582-004D	2.53	50	100	9.33	6/21/21	-
13		R2105582-004S	2.51	50	100	9.41	6/21/21	+100uL 217583
14		R2105582-004I	2.53	50	100	9.27	6/21/21	+10.3mg 187499
15		R2105815-001	2.54	50	100	9.27	6/21/21	-
16		R2105887-001	2.59	50	100	9.37	6/21/21	-
17		R2105887-005	2.51	50	100	9.28	6/21/21	-
18		R2105887-006	2.57	50	100	9.02	6/21/21	-
19		R2105887-008	2.58	50	100	9.33	6/21/21	-
20		R2105887-010	2.58	50	100	9.45	6/21/21	-
21		R2105887-014	2.53	50	100	9.16	6/21/21	-
22		R2105887-016	2.57	50	100	9.08	6/21/21	-
23								
24								
25								
26								
27								

6/22/2021

Hexavalent Chromium Soils Method: EPA 3060A DIGESTION

ALS Environmental
Rochester, NY

Block ID	Hot Block - 6
Start Time	11:35
End Time	12:35

Temp blank position: A3
Therm ID 396
Corr Factor

Time	0	30	60
Observed	94	95	94
Corrected	94	95	94

Analyst:	C. Woods
Date:	6/21/2021
Balance ID:	R-17
Pipet ID:	Chrome
DOD Pipet Cal:	-
Stocks:	
Standard:	217583
Reference:	214230
PbCrO4:	187499

Filters:	See Below
Brand:	Phenomenex
Type:	Nylon Membrane
Pore Size (um):	0.45
Digest Solution:	217803 (Exp 07/16/21)
Digest Solution pH:	13.03
pH Meter:	pHat Albert

#	Method	Order #	Sample Amt. (g.)	Digest Sol. (mL)	Final Vol. (mL)	pH Adjust	pH Adjust Date	Filtered Digestate Color/Comments
1	7199	MB 1	2.50	50	100	9.43	6/21/21	-
2		LCS 1	2.50	50	100	9.22	6/21/21	+10.5mg 187499
3		R2106062-001	2.51	50	100	9.49	6/21/21	-
4		R2106062-002	2.57	50	100	9.30	6/21/21	-
5		R2106062-002D	2.56	50	100	9.47	6/21/21	-
6		R2106062-002S	2.58	50	100	9.29	6/21/21	+100uL 217583
7		R2106062-002I	2.56	50	100	9.46	6/21/21	+10.2mg 187499
8		R2106062-003	2.52	50	100	9.39	6/21/21	-
9		R2106062-004	2.53	50	100	9.44	6/21/21	-
10		R2106062-005	2.58	50	100	9.03	6/21/21	-
11		R2106062-006	2.57	50	100	9.15	6/21/21	-
12		R2106062-007	2.52	50	100	9.23	6/21/21	-
13		R2106062-008	2.56	50	100	9.11	6/21/21	-
14		R2106062-009	2.55	50	100	9.08	6/21/21	-
15		R2106062-010	2.58	50	100	9.42	6/21/21	-
16		R2106062-011	2.58	50	100	9.39	6/21/21	-
17		R2106062-012	2.50	50	100	9.03	6/21/21	-
18		R2106062-013	2.50	50	100	9.13	6/21/21	-
19		MB 2	2.50	50	100	9.05	6/21/21	-
20		LCS 2	2.50	50	100	9.28	6/21/21	+10.0mg 187499
21		R2105887-019	2.59	50	100	9.38	6/21/21	-
22		R2105887-019D	2.59	50	100	9.32	6/21/21	-
23		R2105887-019S	2.53	50	100	9.27	6/21/21	+100uL 217583
24		R2105887-019I	2.52	50	100	9.39	6/21/21	+10.0mg 187499
25								
26								
27								

6/22/2021

Sample Dilutions

Final Volume: 4-6mL - IC#5, 6, 8, 9

Analyst: CWoode Date 6/21/2021

Instrument: IC#8 Analysis 7199

* Diluent = pH adjusted/buffered DI

Common Dilutions

Dilution	Matrix of Diluent *	1st Dilution			2nd Dilution			3rd Dilution			4th Dilution			5th Dilution		
		mL's of Sample	mL's of Diluent	Dilution Factor	mL's of Sample	mL's of Diluent	Dilution Factor	mL's of Sample	mL's of Diluent	Dilution Factor	mL's of Sample	mL's of Diluent	Dilution Factor	mL's of Sample	mL's of Diluent	Dilution Factor
1/2	DI	3	3	1/2												
1/3	DI	2	4	1/3												
1/4	DI	1	3	1/4												
1/5	DI	1	4	1/5												
1/10	DI	0.5	4.5	1/10												
1/20	DI	1	1	1/2	0.5	4.5	1/20									
1/30	DI	2	4	1/3	0.5	4.5	1/30									
1/40	DI	1	3	1/4	0.5	4.5	1/40									
1/50	DI	1	4	1/5	0.5	4.5	1/50									
1/100	DI	0.5	4.5	1/10	0.5	4.5	1/100									
1/200	DI	1	1	1/2	0.5	4.5	1/20	0.5	4.5	1/200						
1/300	DI	2	4	1/3	0.5	4.5	1/30	0.5	4.5	1/300						
1/400	DI	1	3	1/4	0.5	4.5	1/40	0.5	4.5	1/400						
1/500	DI	1	4	1/5	0.5	4.5	1/50	0.5	4.5	1/500						
1/1000	DI	0.5	4.5	1/10	0.5	4.5	1/100	0.5	4.5	1/1000						
1/2000	DI	1	1	1/2	0.5	4.5	1/20	0.5	4.5	1/200	0.5	4.5	1/2000			
1/3000	DI	2	4	1/3	0.5	4.5	1/30	0.5	4.5	1/300	0.5	4.5	1/3000			
1/4000	DI	1	3	1/4	0.5	4.5	1/40	0.5	4.5	1/400	0.5	4.5	1/4000			
1/10000	DI	0.5	4.5	1/10	0.5	4.5	1/100	0.5	4.5	1/1000	0.5	4.5	1/10000			
1/20000	DI	1	1	1/2	0.5	4.5	1/20	0.5	4.5	1/200	0.5	4.5	1/2000	0.5	4.5	1/20000
1/40000	DI	1	3	1/4	0.5	4.5	1/40	0.5	4.5	1/400	0.5	4.5	1/4000	0.5	4.5	1/40000
1/100000	DI	0.5	4.5	1/10	0.5	4.5	1/100	0.5	4.5	1/1000	0.5	4.5	1/10000	0.5	4.5	1/100000

Special Dilutions

Dilution	Matrix of Diluent	1st Dilution			2nd Dilution			3rd Dilution			4th Dilution			5th Dilution		
		mL's of Sample	mL's of Diluent	Dilution Factor	mL's of Sample	mL's of Diluent	Dilution Factor	mL's of Sample	mL's of Diluent	Dilution Factor	mL's of Sample	mL's of Diluent	Dilution Factor	mL's of Sample	mL's of Diluent	Dilution Factor

ALS Environmental
Rochester, NY

Analyst: CWoods
Date: 6/21/2021
Pipet ID: Chrome

Hexavalent Chromium

Method: _____EPA 7196A, Manual Colorimetric
_____✓7199, IC
_____218.6, IC

Post-Verification Spike (PVS) Calculations

True Value = $\frac{A \times B}{C}$

Note: Calculations based on sample result and PVS expressed in mg/L before dilution or digest factors

Order #	Original Result mg/L on curve	Vol. (mL) of Spk Added (A)	Conc. (mg/L) of Spk Sol'n (B)	Digestate Vol. (mL) spk'd (C)	PVS True Value (mg/L)	Spike Result (mg/L)	Percent Recovery
R2105582-004	0.00	0.10	100	10	1.00	0.96803	96.8%
R2105582-004	0.00	0.10	100	10	1.00	0.96952	97.0%
R2106062-002	0.00	0.10	100	10	1.000	0.96937	96.9%
R2106062-002	0.00	0.10	100	10	1.000	0.97032	97.0%
R2105887-019	0.00	0.10	100	10	1.000	1.00890	100.9%
R2105887-019	0.00	0.10	100	10	1.000	1.00953	101.0%

6/22/2021

I:\ACQUDATA\WetChem\Cr6-soils\2021\062121A

Template-Cr6Digest-r4 1/4/18

Logged on User: ALRCE.GENCHEM02
Instrument: IC#8
Sequence: 062121 - RL

Peak Integration Report

Sample Name:	**ICV**	*Inj. Vol.:*	**100.00**
Injection Type:	**Unknown**	*Dilution Factor:*	**1.0000**
Processing Method:	**8-062121RL**	*Injection Number:*	**6**
Inj. Date / Time:	**21-Jun-2021 / 16:04**	*Sample Comment:*	**7199/218.6 RL**

No.	Time min	Peak Name	Peak Type	Area mAU*min	Height mAU	Amount ppm
1	3.76	Cr(VI)	BMB	58.081	201.598	0.49852

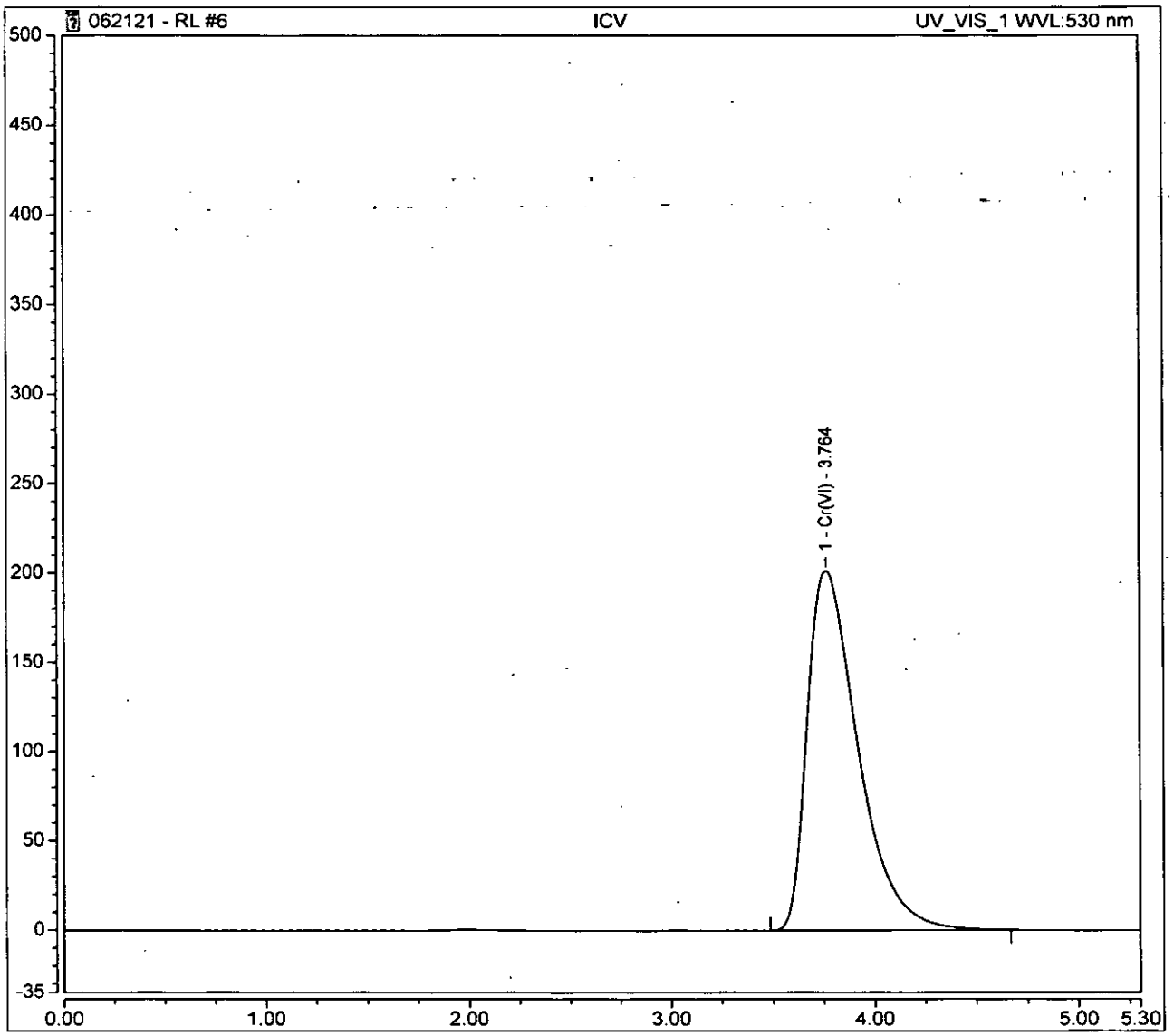

Logged on User: ALRCE.GENCHEM02
Instrument: IC#8
Sequence: 062121 - RL

Peak Integration Report

Sample Name:	**ICB**	*Inj. Vol.:*	**100.00**
Injection Type:	**Unknown**	*Dilution Factor:*	**1.0000**
Processing Method:	**8-062121RL**	*Injection Number:*	**7**
Inj. Date / Time:	**21-Jun-2021 / 16:14**	*Sample Comment:*	**7199/218.6 RL**

No.	Time min	Peak Name	Peak Type	Area mAU*min	Height mAU	Amount n.a.

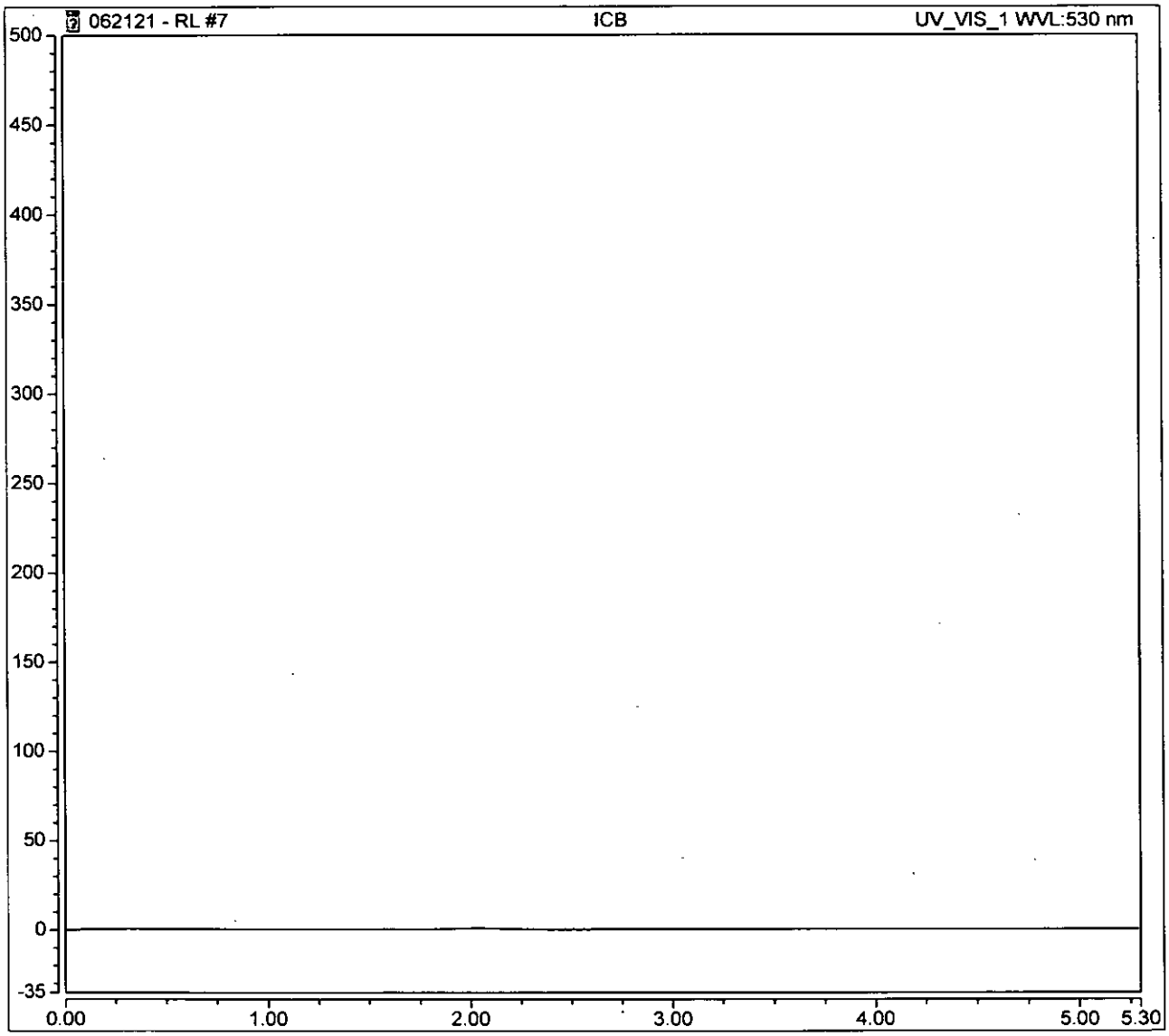

Logged on User: ALRCE.GENCHEM02
Instrument: IC#8
Sequence: 062121 - RL

Peak Integration Report

Sample Name:	**SOIL METHOD BLANK**	*Inj. Vol.:*	**100.00**
Injection Type:	**Unknown**	*Dilution Factor:*	**1.0000**
Processing Method:	**8-062121RL**	*Injection Number:*	**8**
Inj. Date / Time:	**21-Jun-2021 / 16:23**	*Sample Comment:*	**7199**

No.	Time min	Peak Name	Peak Type	Area mAU*min	Height mAU	Amount n.a.

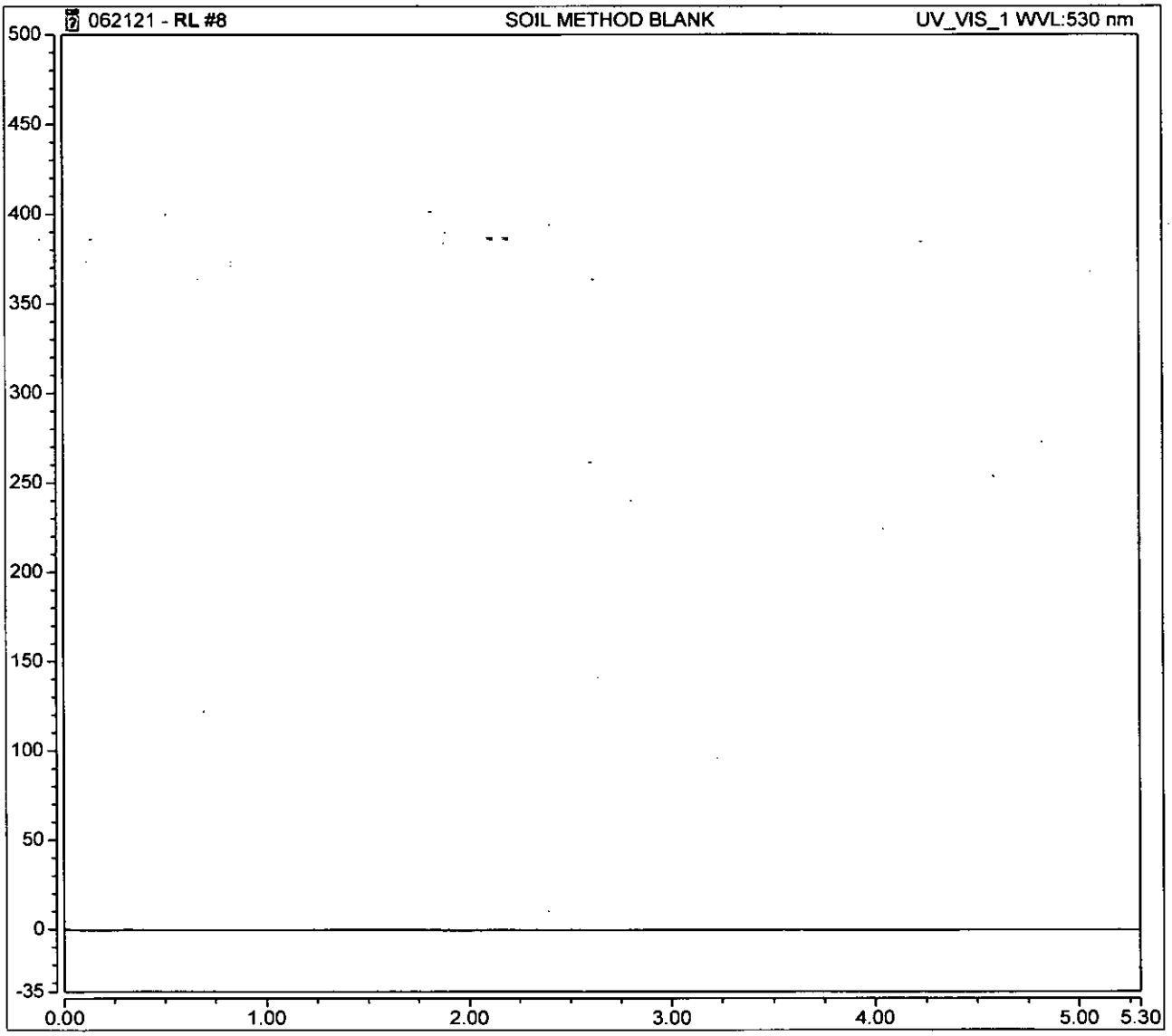

Logged on User: ALRCE.GENCHEM02
Instrument: IC#8
Sequence: 062121 - RL

Peak Integration Report

Sample Name:	**SOIL METHOD BLANK**	*Inj. Vol.:*	**100.00**
Injection Type:	**Unknown**	*Dilution Factor:*	**1.0000**
Processing Method:	**8-062121RL**	*Injection Number:*	**9**
Inj. Date / Time:	**21-Jun-2021 / 16:31**	*Sample Comment:*	**7199 REPLICATE**

No.	Time min	Peak Name	Peak Type	Area mAU*min	Height mAU	Amount n.a.

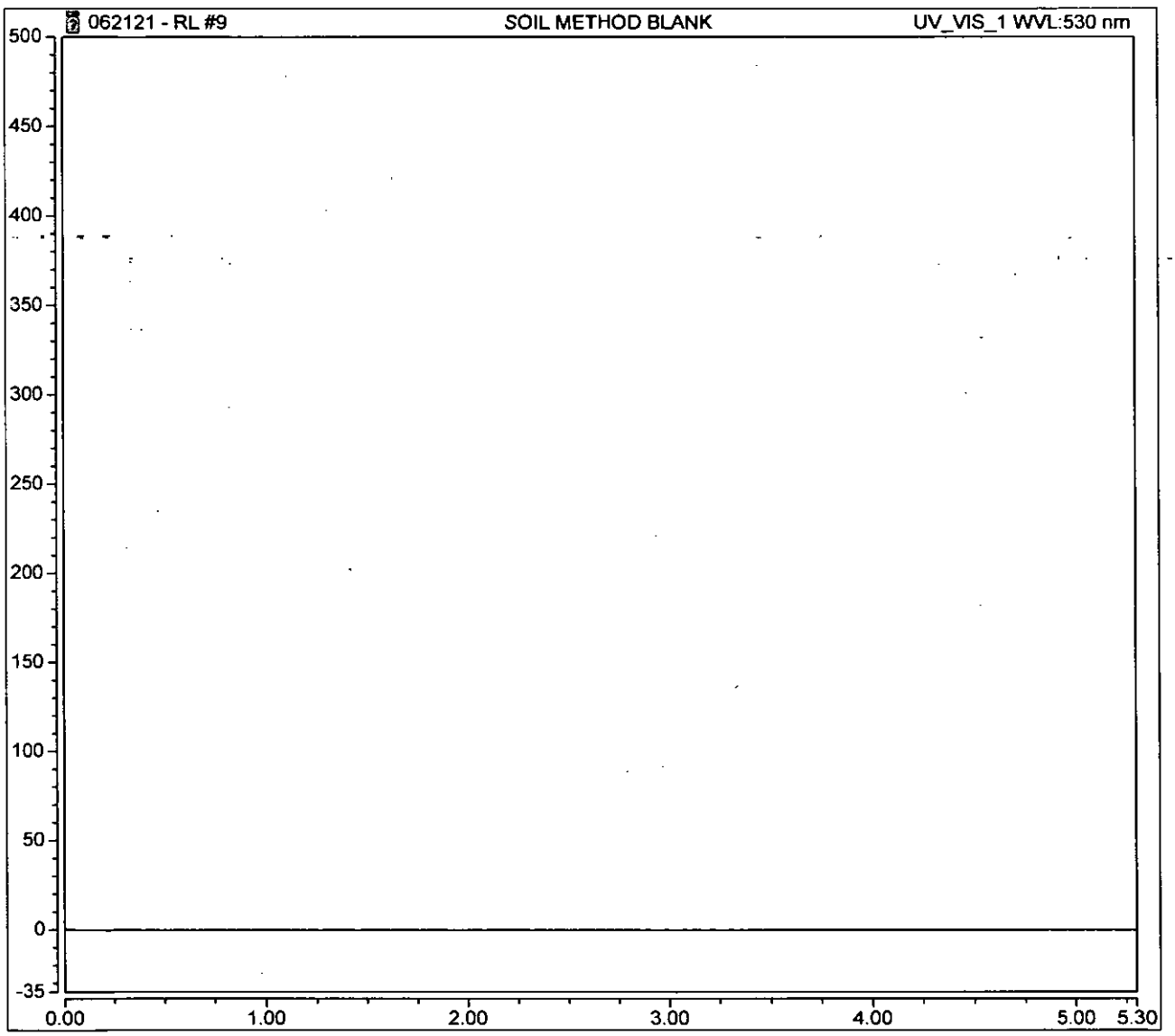

Logged on User: ALRCE.GENCHEM02
Instrument: IC#8
Sequence: 062121 - RL

Peak Integration Report

Sample Name:	**SOIL LCS**	*Inj. Vol.:*	**100.00**
Injection Type:	**Unknown**	*Dilution Factor:*	**20.0000**
Processing Method:	**8-062121RL**	*Injection Number:*	**10**
Inj. Date / Time:	**21-Jun-2021 / 16:38**	*Sample Comment:*	**7199**

No.	Time min	Peak Name	Peak Type	Area mAU*min	Height mAU	Amount ppm
1	3.76	Cr(VI)	BMB	97.289	333.390	16.70201

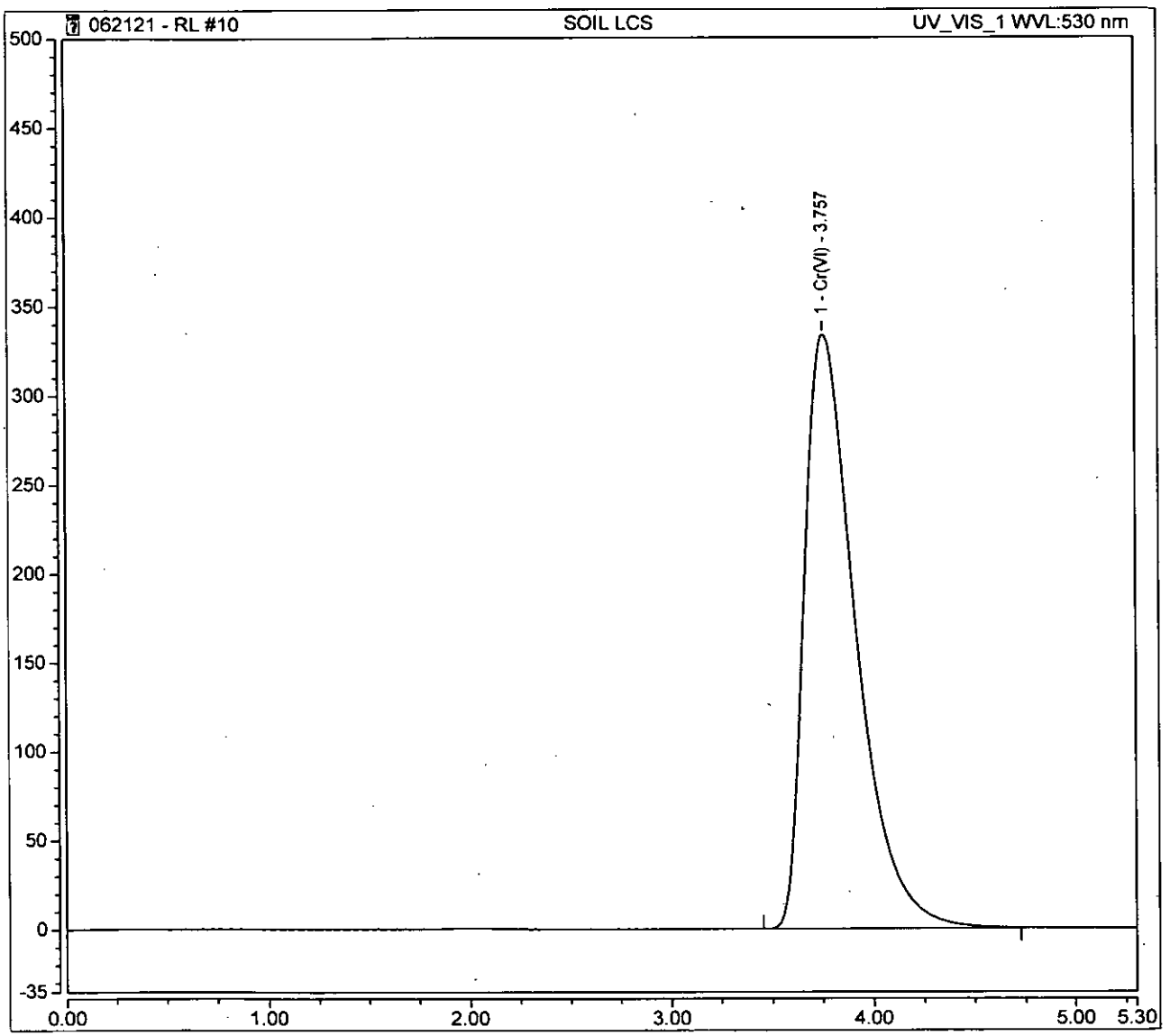

Logged on User: ALRCE.GENCHEM02
Instrument: IC#8
Sequence: 062121 - RL

Peak Integration Report

Sample Name:	**SOIL LCS**	*Inj. Vol.:*	**100.00**
Injection Type:	**Unknown**	*Dilution Factor:*	**20.0000**
Processing Method:	**8-062121RL**	*Injection Number:*	**11**
Inj. Date / Time:	**21-Jun-2021 / 16:47**	*Sample Comment:*	**7199 REPLICATE**

No.	Time min	Peak Name	Peak Type	Area mAU*min	Height mAU	Amount ppm
1	3.75	Cr(VI)	BMB	97.326	333.838	16.70850

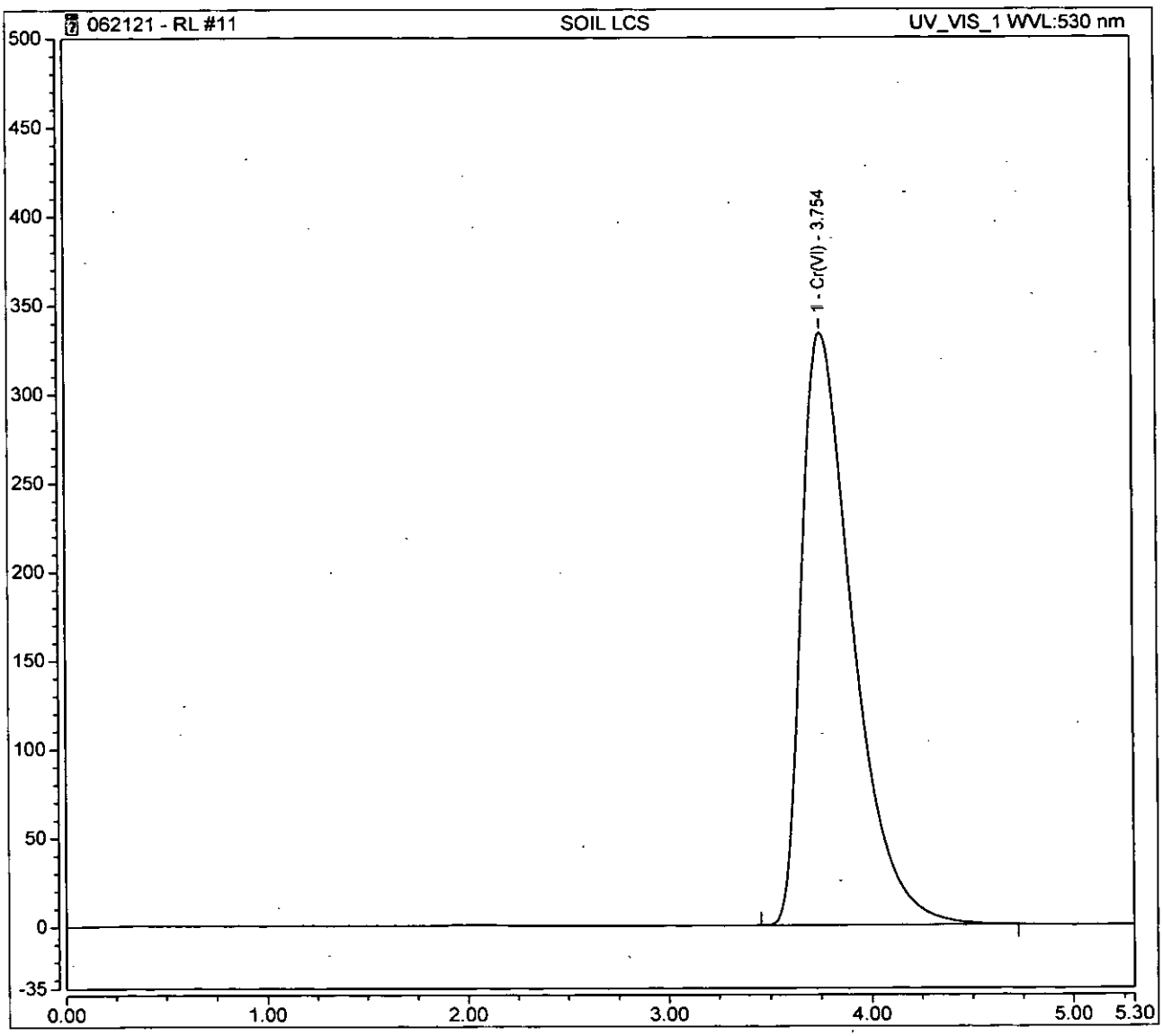

Cr(VI) - RL/Integration

Chromeleon (c) Dionex 1996-2009
Version 7.1.1.1127

Logged on User: ALRCE.GENCHEM02
Instrument: IC#8
Sequence: 062121 - RL

Peak Integration Report

Sample Name:	**R2105056-001**	*Inj. Vol.:*	**100.00**
Injection Type:	**Unknown**	*Dilution Factor:*	**1.0000**
Processing Method:	**8-062121RL**	*Injection Number:*	**12**
Inj. Date / Time:	**21-Jun-2021 / 16:54**	*Sample Comment:*	**7199**

No.	Time min	Peak Name	Peak Type	Area mAU*min	Height mAU	Amount n.a.

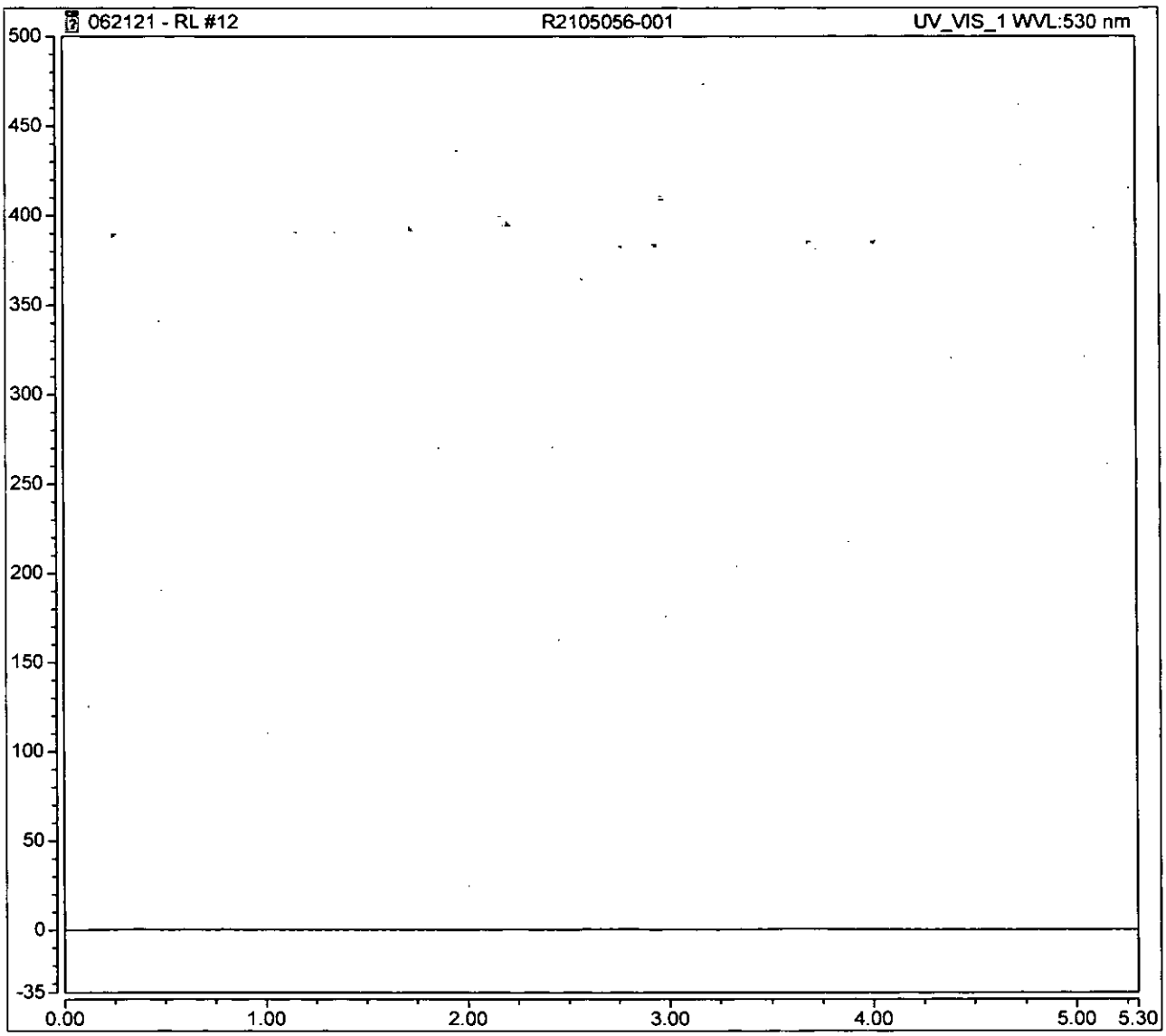

Logged on User: ALRCE.GENCHEM02
Instrument: IC#8
Sequence: 062121 - RL

Peak Integration Report

Sample Name:	**R2105056-001**	*Inj. Vol.:*	**100.00**
Injection Type:	**Unknown**	*Dilution Factor:*	**1.0000**
Processing Method:	**8-062121RL**	*Injection Number:*	**13**
Inj. Date / Time:	**21-Jun-2021 / 17:03**	*Sample Comment:*	**7199 REPLICATE**

No.	Time min	Peak Name	Peak Type	Area mAU*min	Height mAU	Amount n.a.

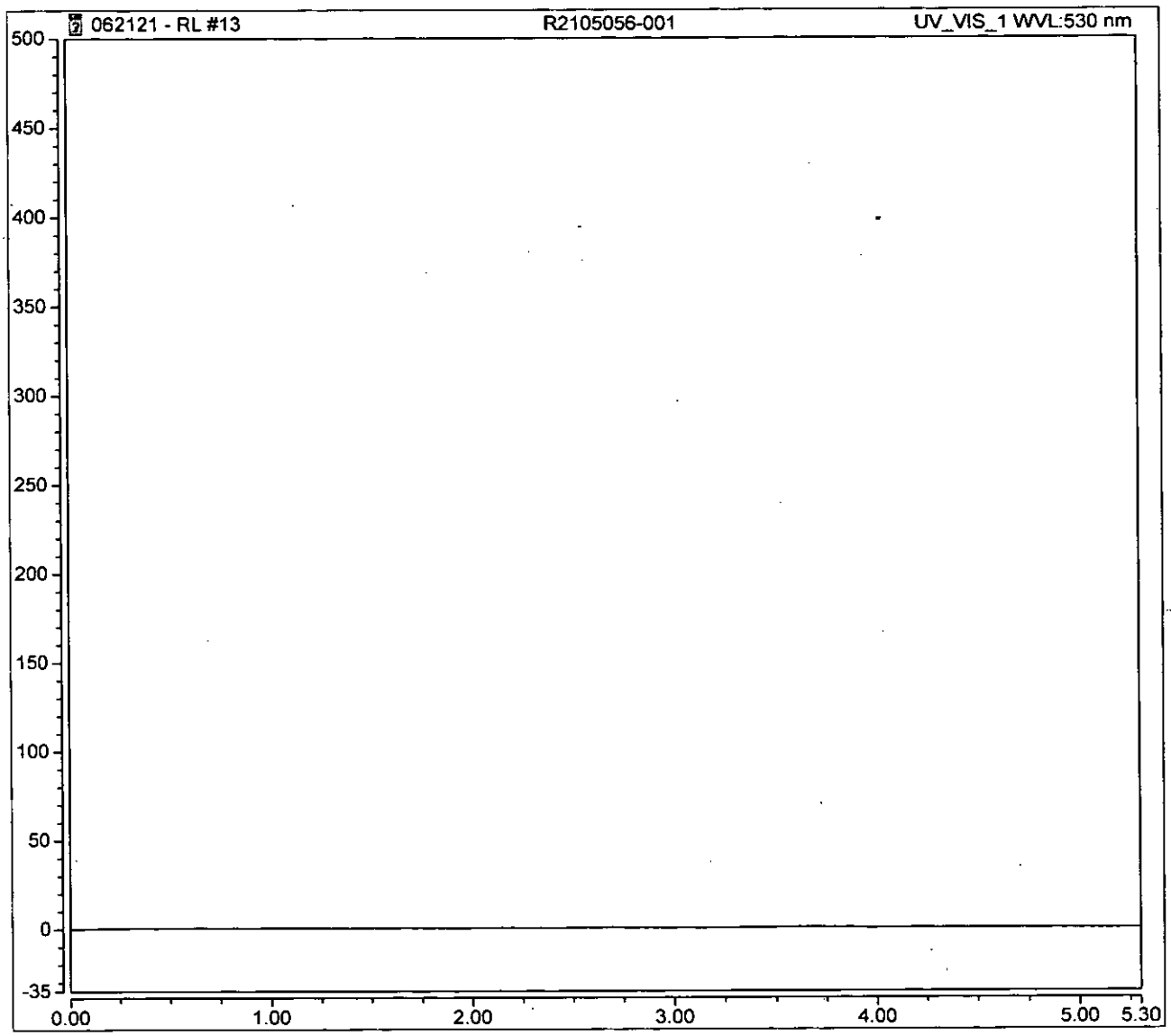

Logged on User: ALRCE.GENCHEM02
Instrument: IC#8
Sequence: 062121 - RL

Peak Integration Report

Sample Name:	**R2105056-002**	*Inj. Vol.:*	**100.00**
Injection Type:	**Unknown**	*Dilution Factor:*	**1.0000**
Processing Method:	**8-062121RL**	*Injection Number:*	**14**
Inj. Date / Time:	**21-Jun-2021 / 17:09**	*Sample Comment:*	**7199**

No.	Time min	Peak Name	Peak Type	Area mAU*min	Height mAU	Amount n.a.

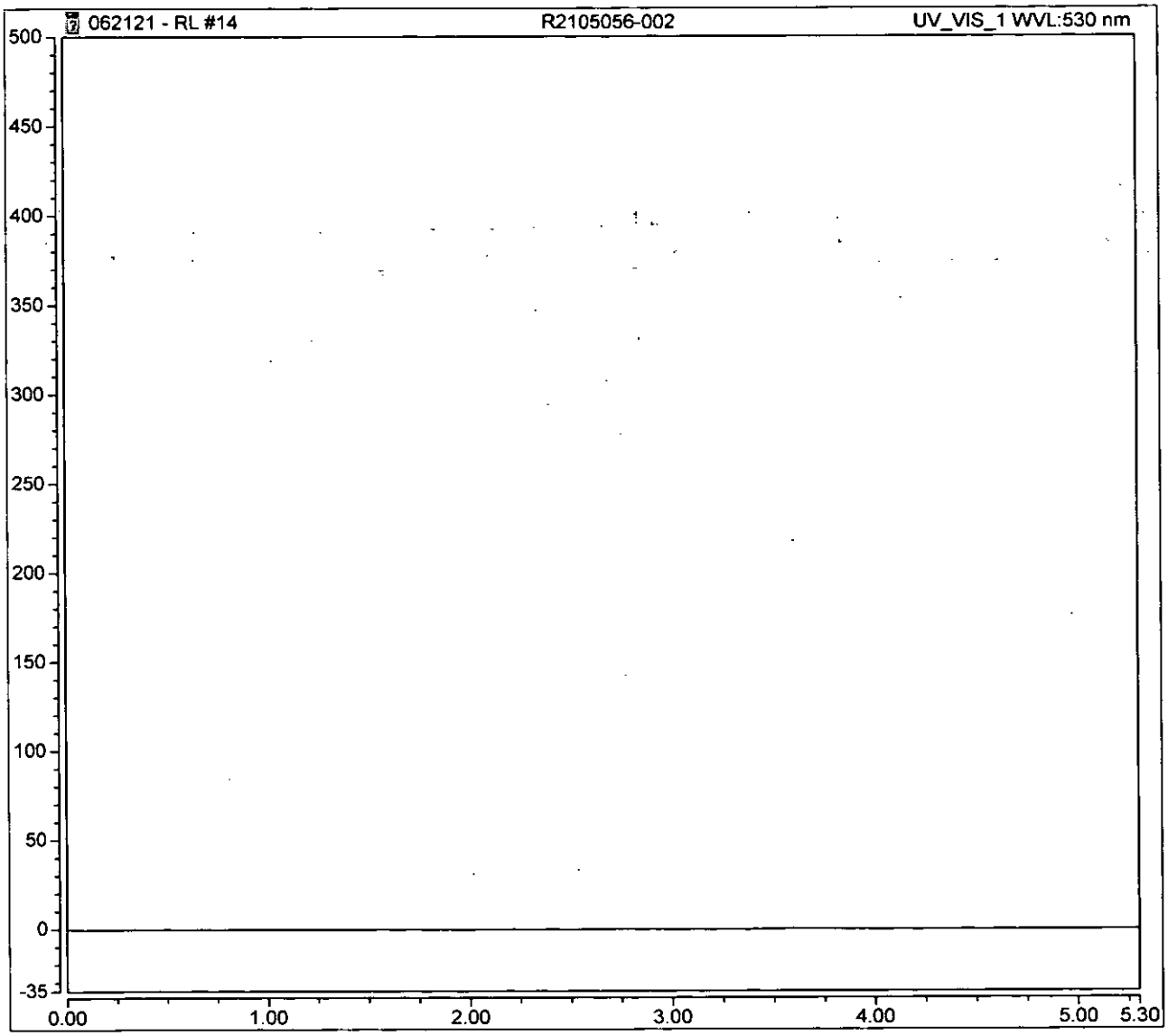

Logged on User: ALRCE.GENCHEM02
Instrument: IC#8
Sequence: 062121 - RL

Peak Integration Report

Sample Name:	**R2105056-002**	*Inj. Vol.:*	**100.00**
Injection Type:	**Unknown**	*Dilution Factor:*	**1.0000**
Processing Method:	**8-062121RL**	*Injection Number:*	**15**
Inj. Date / Time:	**21-Jun-2021 / 17:18**	*Sample Comment:*	**7199 REPLICATE**

No.	Time min	Peak Name	Peak Type	Area mAU*min	Height mAU	Amount n.a.

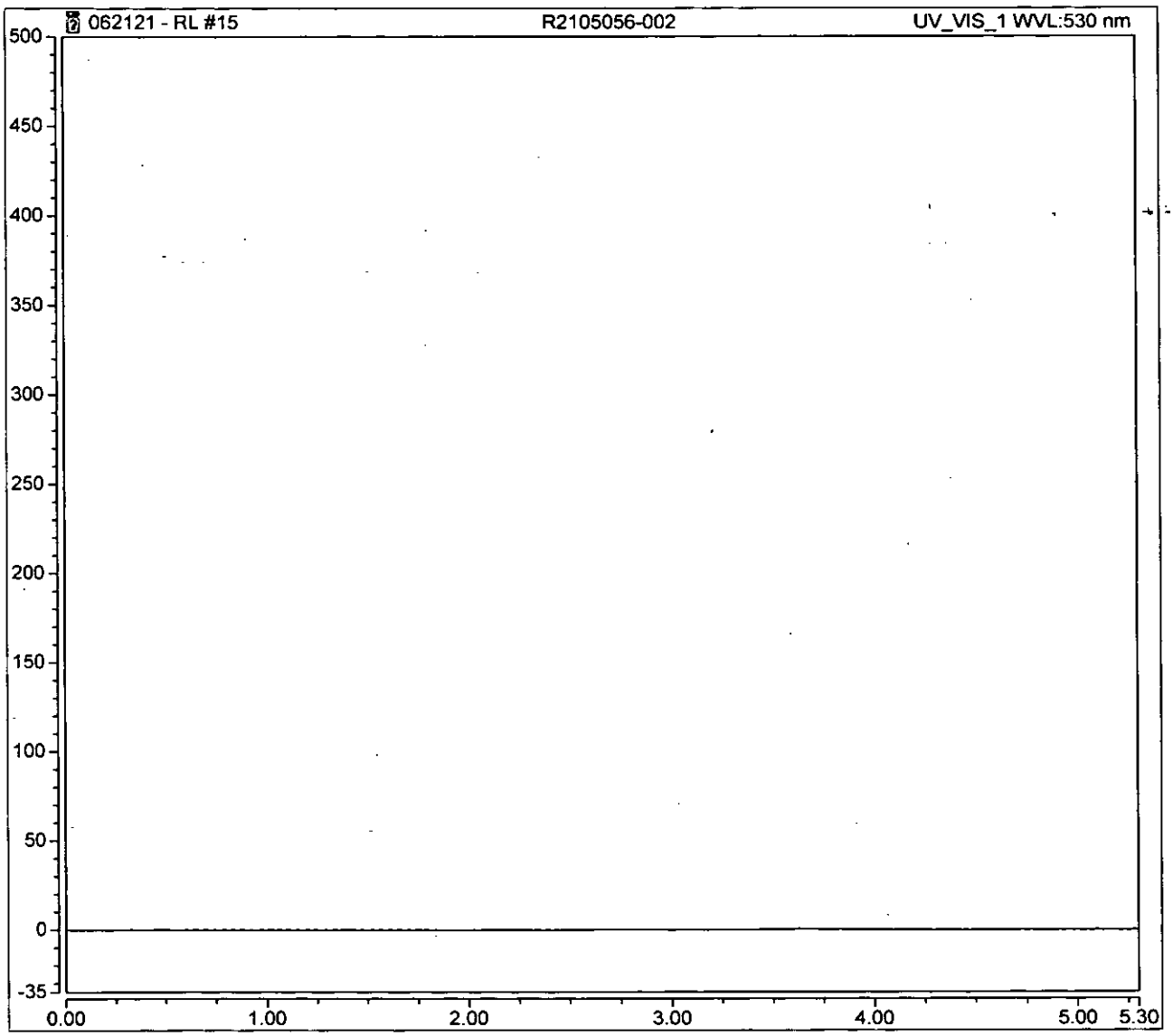

Logged on User: ALRCE.GENCHEM02
Instrument: IC#8
Sequence: 062121 - RL

Peak Integration Report

Sample Name:	**R2105056-003**	*Inj. Vol.:*	**100.00**
Injection Type:	**Unknown**	*Dilution Factor:*	**1.0000**
Processing Method:	**8-062121RL**	*Injection Number:*	**16**
Inj. Date / Time:	**21-Jun-2021 / 17:25**	*Sample Comment:*	**7199**

No.	Time min	Peak Name	Peak Type	Area mAU*min	Height mAU	Amount n.a.

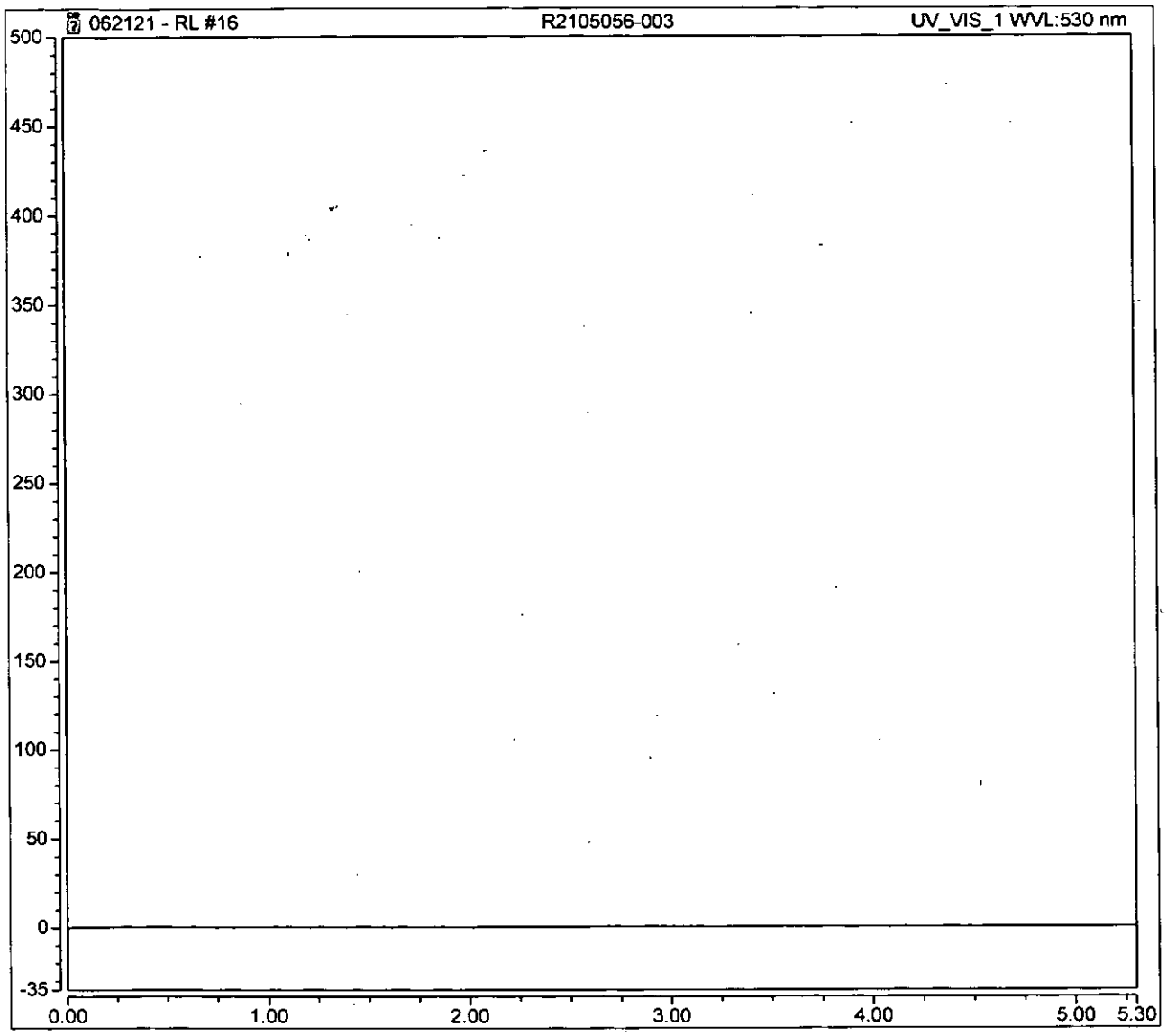

Logged on User: ALRCE.GENCHEM02
Instrument: IC#8
Sequence: 062121 - RL

Peak Integration Report

Sample Name:	**R2105056-003**	*Inj. Vol.:*	**100.00**
Injection Type:	**Unknown**	*Dilution Factor:*	**1.0000**
Processing Method:	**8-062121RL**	*Injection Number:*	**17**
Inj. Date / Time:	**21-Jun-2021 / 17:34**	*Sample Comment:*	**7199 REPLICATE**

No.	Time min	Peak Name	Peak Type	Area mAU*min	Height mAU	Amount n.a.

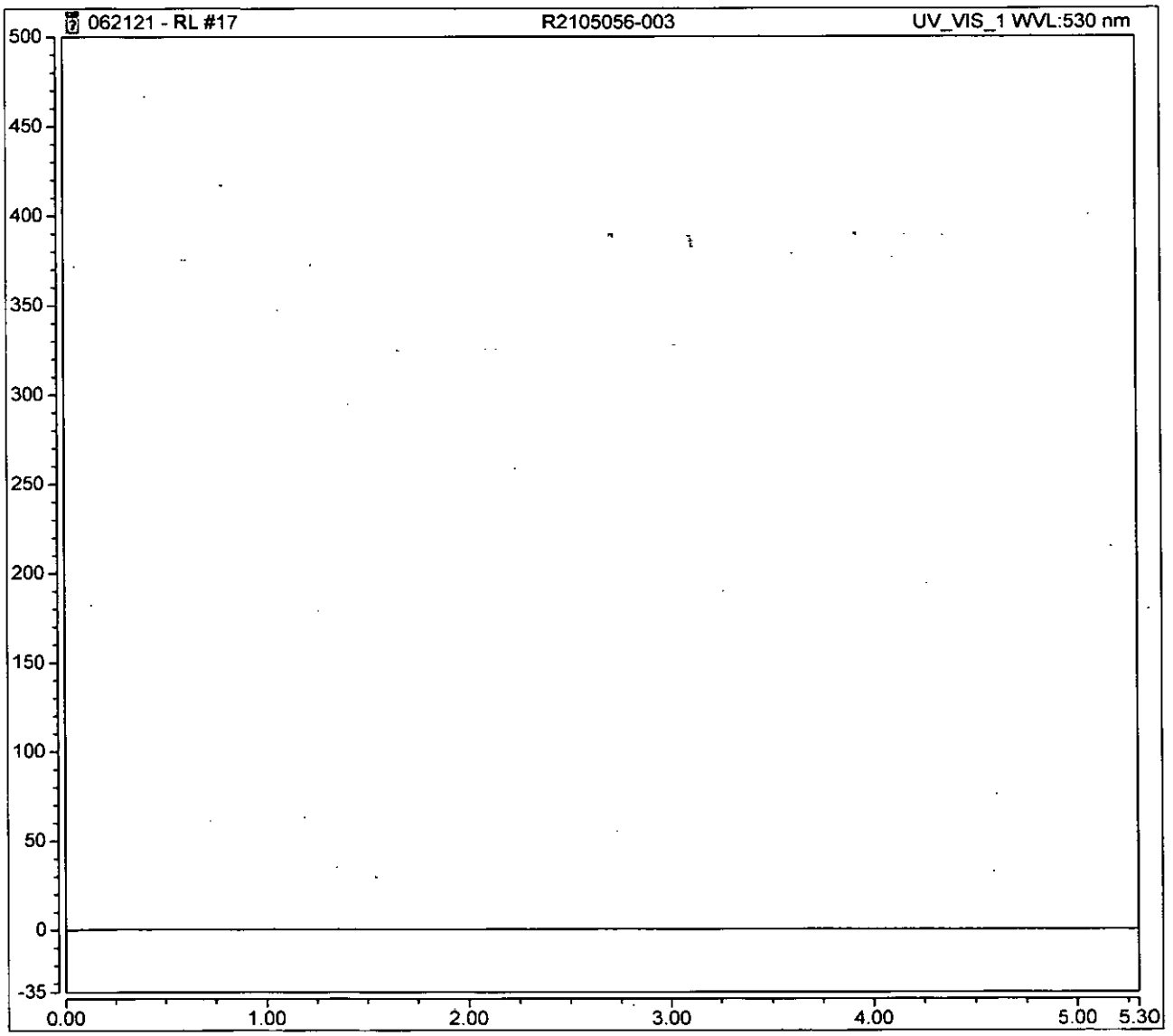

Logged on User: ALRCE.GENCHEM02
Instrument: IC#8
Sequence: 062121 - RL

Peak Integration Report

Sample Name:	**CCV**	*Inj. Vol.:*	**100.00**
Injection Type:	**Unknown**	*Dilution Factor:*	**1.0000**
Processing Method:	**8-062121RL**	*Injection Number:*	**18**
Inj. Date / Time:	**21-Jun-2021 / 17:41**	*Sample Comment:*	**7199/218.6 RL**

No.	Time min	Peak Name	Peak Type	Area mAU*min	Height mAU	Amount ppm
1	3.77	Cr(VI)	BMB	58.150	201.742	0.49911

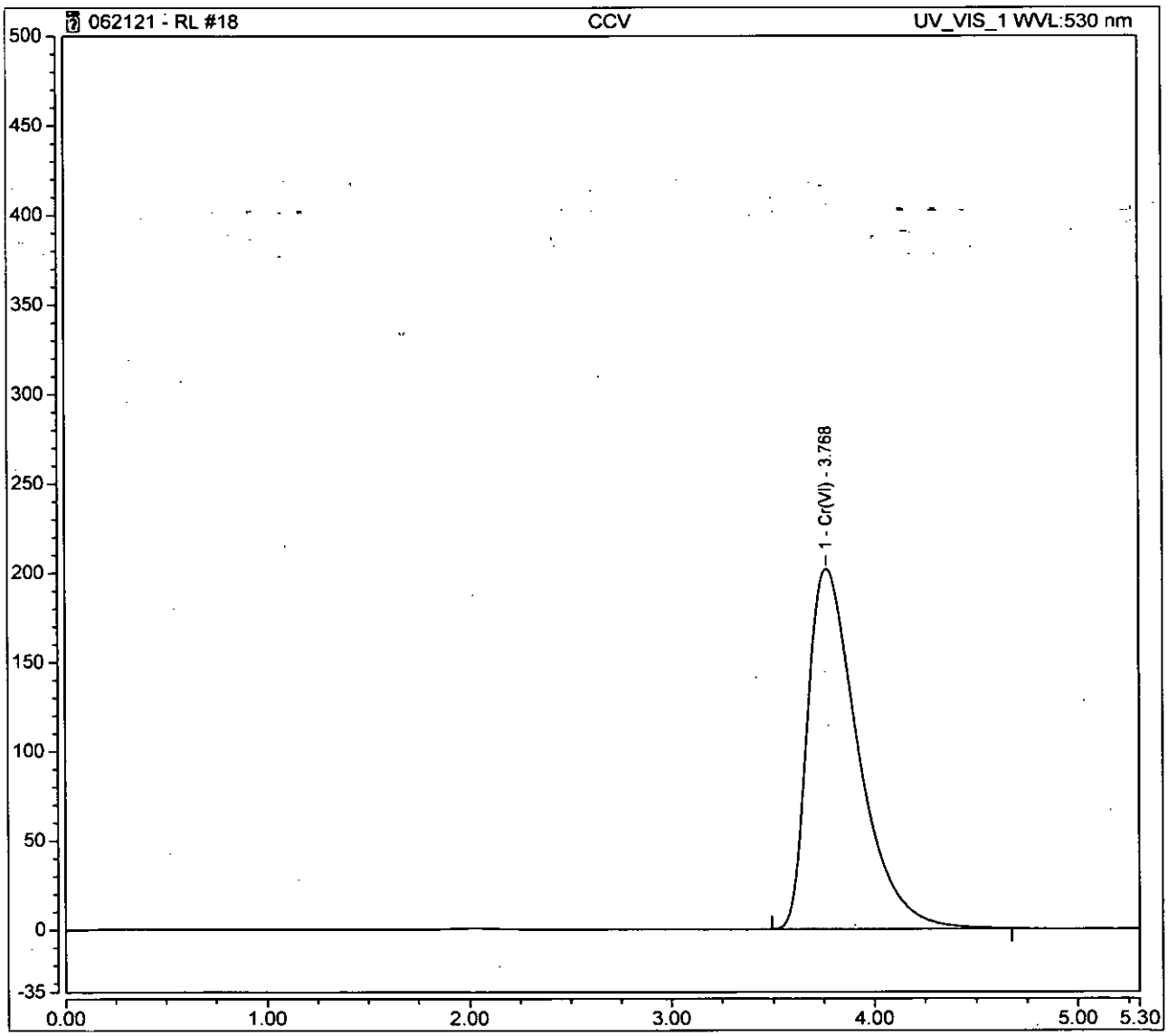

Logged on User: ALRCE.GENCHEM02
Instrument: IC#8
Sequence: 062121 - RL

Peak Integration Report

Sample Name:	**CCB**	*Inj. Vol.:*	**100.00**
Injection Type:	**Unknown**	*Dilution Factor:*	**1.0000**
Processing Method:	**8-062121RL**	*Injection Number:*	**19**
Inj. Date / Time:	**21-Jun-2021 / 17:49**	*Sample Comment:*	**7199/218.6 RL**

No.	Time min	Peak Name	Peak Type	Area mAU*min	Height mAU	Amount n.a.

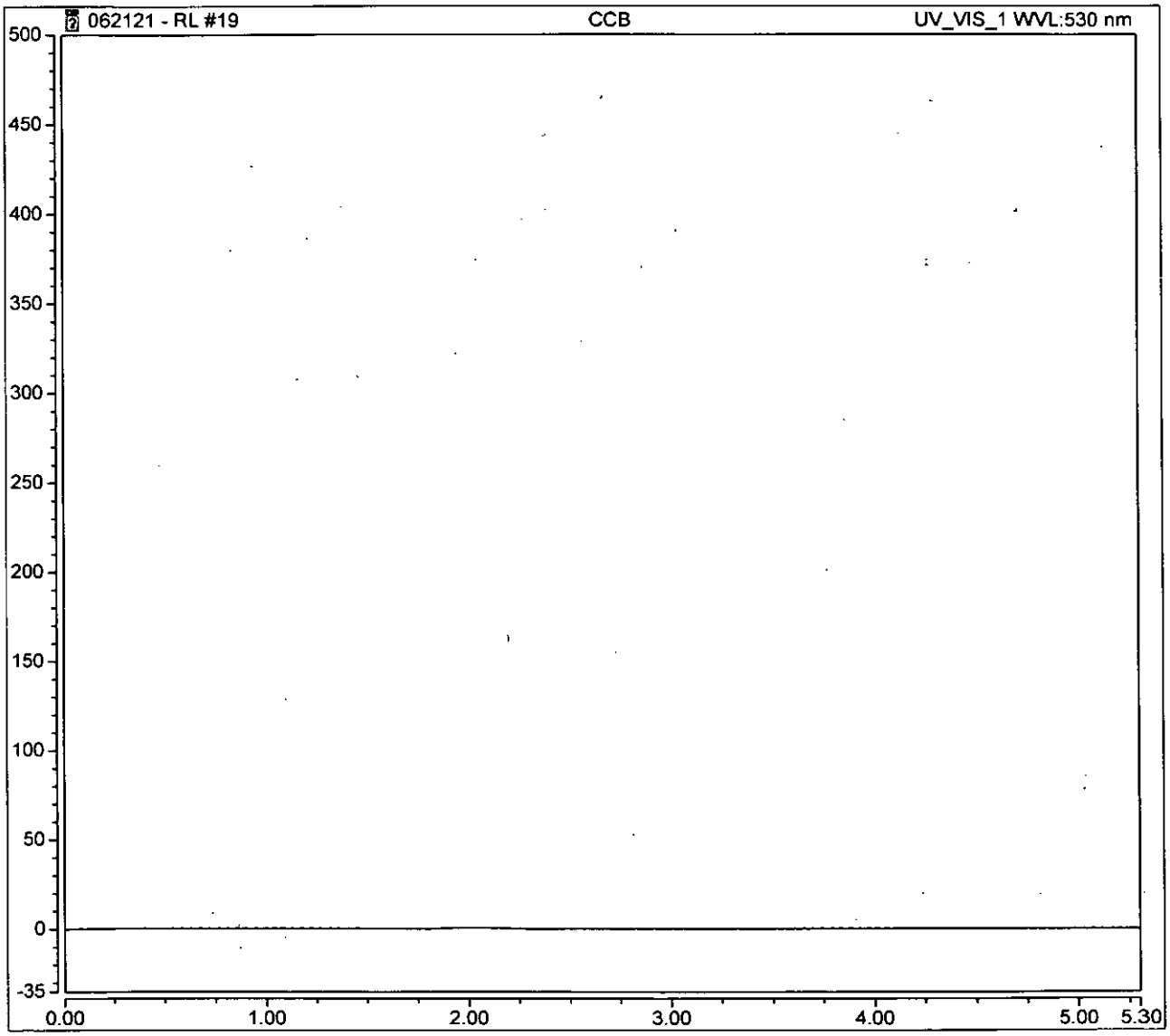

Logged on User: ALRCE.GENCHEM02
Instrument: IC#8
Sequence: 062121 - RL

Peak Integration Report

Sample Name:	**R2105056-004**	*Inj. Vol.:*	**100.00**
Injection Type:	**Unknown**	*Dilution Factor:*	**1.0000**
Processing Method:	**8-062121RL**	*Injection Number:*	**20**
Inj. Date / Time:	**21-Jun-2021 / 17:58**	*Sample Comment:*	**7199**

No.	Time min	Peak Name	Peak Type	Area mAU*min	Height mAU	Amount n.a.

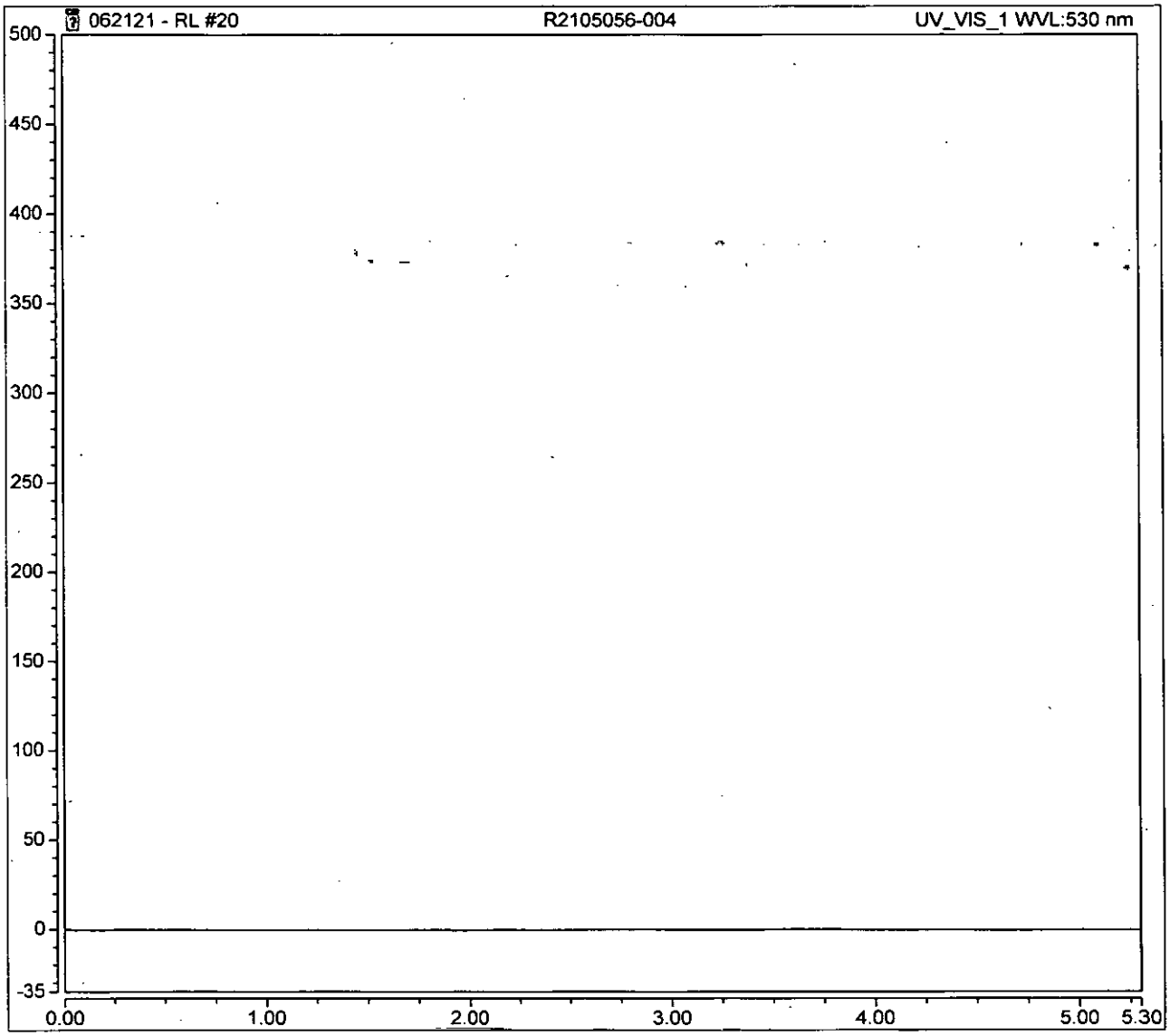

Logged on User: ALRCE.GENCHEM02
Instrument: IC#8
Sequence: 062121 - RL

Peak Integration Report

Sample Name:	**R2105056-004**	*Inj. Vol.:*	**100.00**
Injection Type:	**Unknown**	*Dilution Factor:*	**1.0000**
Processing Method:	**8-062121RL**	*Injection Number:*	**21**
Inj. Date / Time:	**21-Jun-2021 / 18:07**	*Sample Comment:*	**7199 REPLICATE**

No.	Time min	Peak Name	Peak Type	Area mAU*min	Height mAU	Amount n.a.

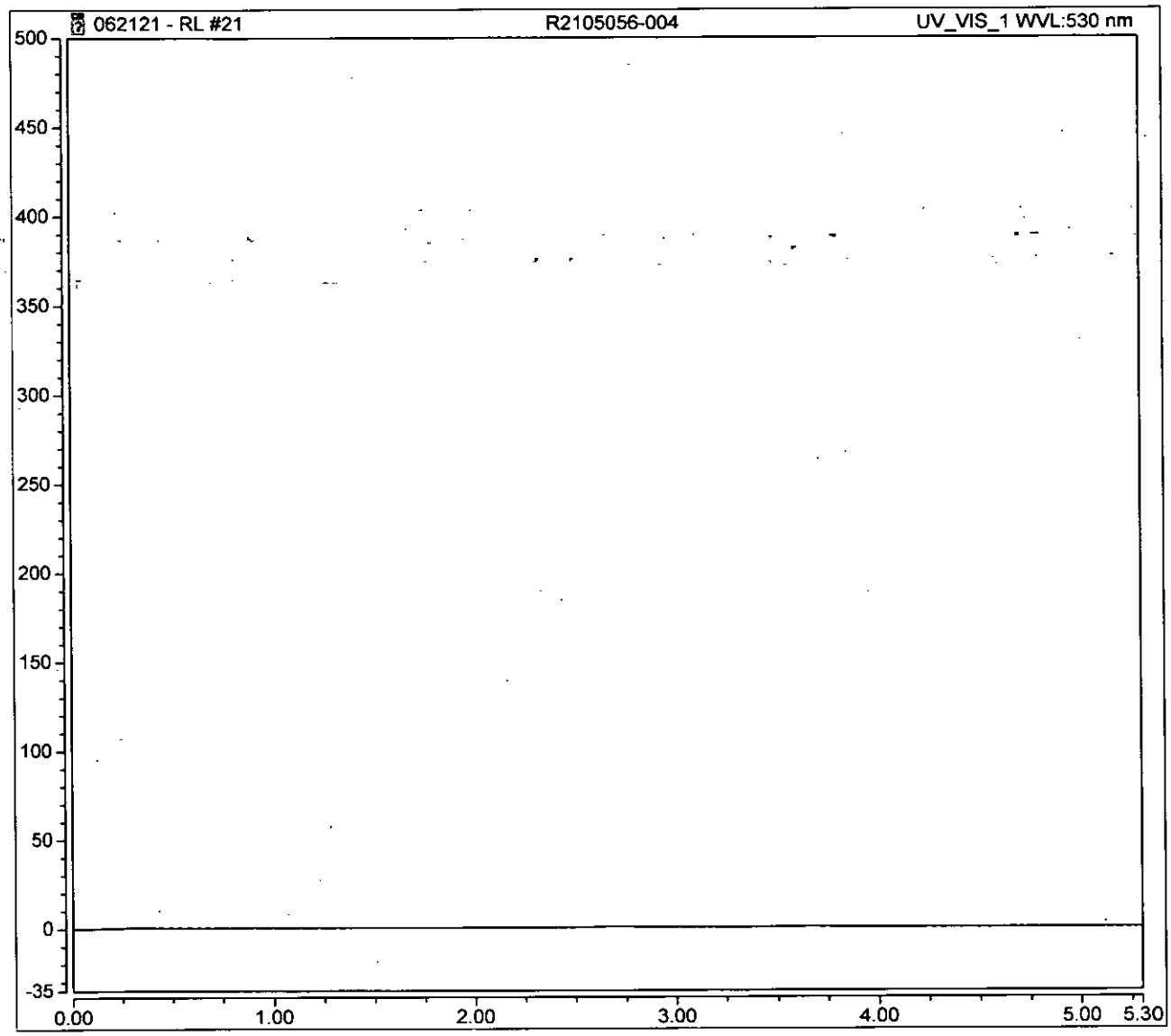

Logged on User: ALRCE.GENCHEM02
Instrument: IC#8
Sequence: 062121 - RL

Peak Integration Report

Sample Name:	**R2105056-005**	*Inj. Vol.:*	**100.00**
Injection Type:	**Unknown**	*Dilution Factor:*	**1.0000**
Processing Method:	**8-062121RL**	*Injection Number:*	**22**
Inj. Date / Time:	**21-Jun-2021 / 18:13**	*Sample Comment:*	**7199**

No.	Time min	Peak Name	Peak Type	Area mAU*min	Height mAU	Amount n.a.

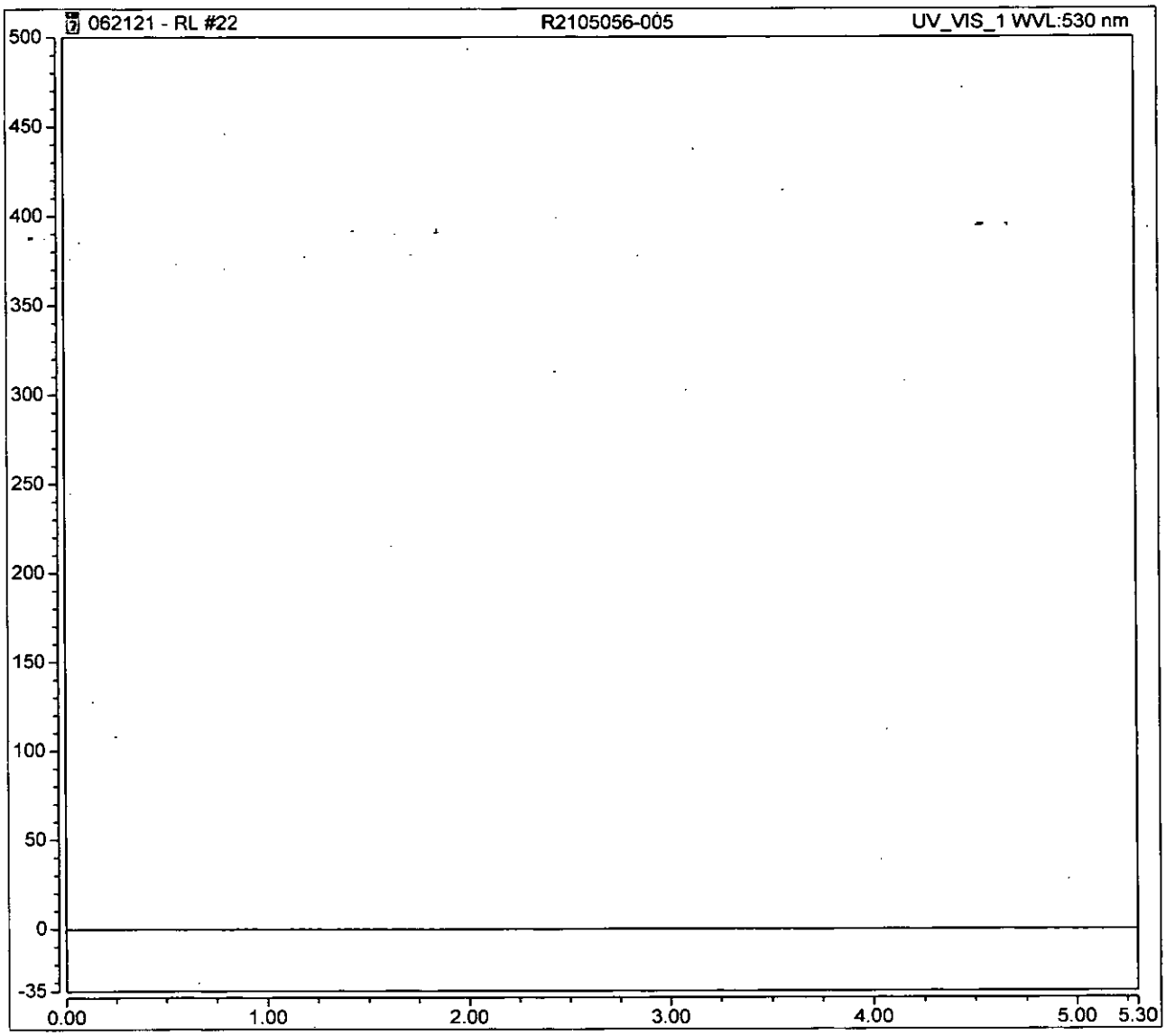

Logged on User: ALRCE.GENCHEM02
Instrument: IC#8
Sequence: 062121 - RL

Peak Integration Report

Sample Name:	**R2105056-005**	*Inj. Vol.:*	**100.00**
Injection Type:	**Unknown**	*Dilution Factor:*	**1.0000**
Processing Method:	**8-062121RL**	*Injection Number:*	**23**
Inj. Date / Time:	**21-Jun-2021 / 18:22**	*Sample Comment:*	**7199 REPLICATE**

No.	Time min	Peak Name	Peak Type	Area mAU*min	Height mAU	Amount n.a.

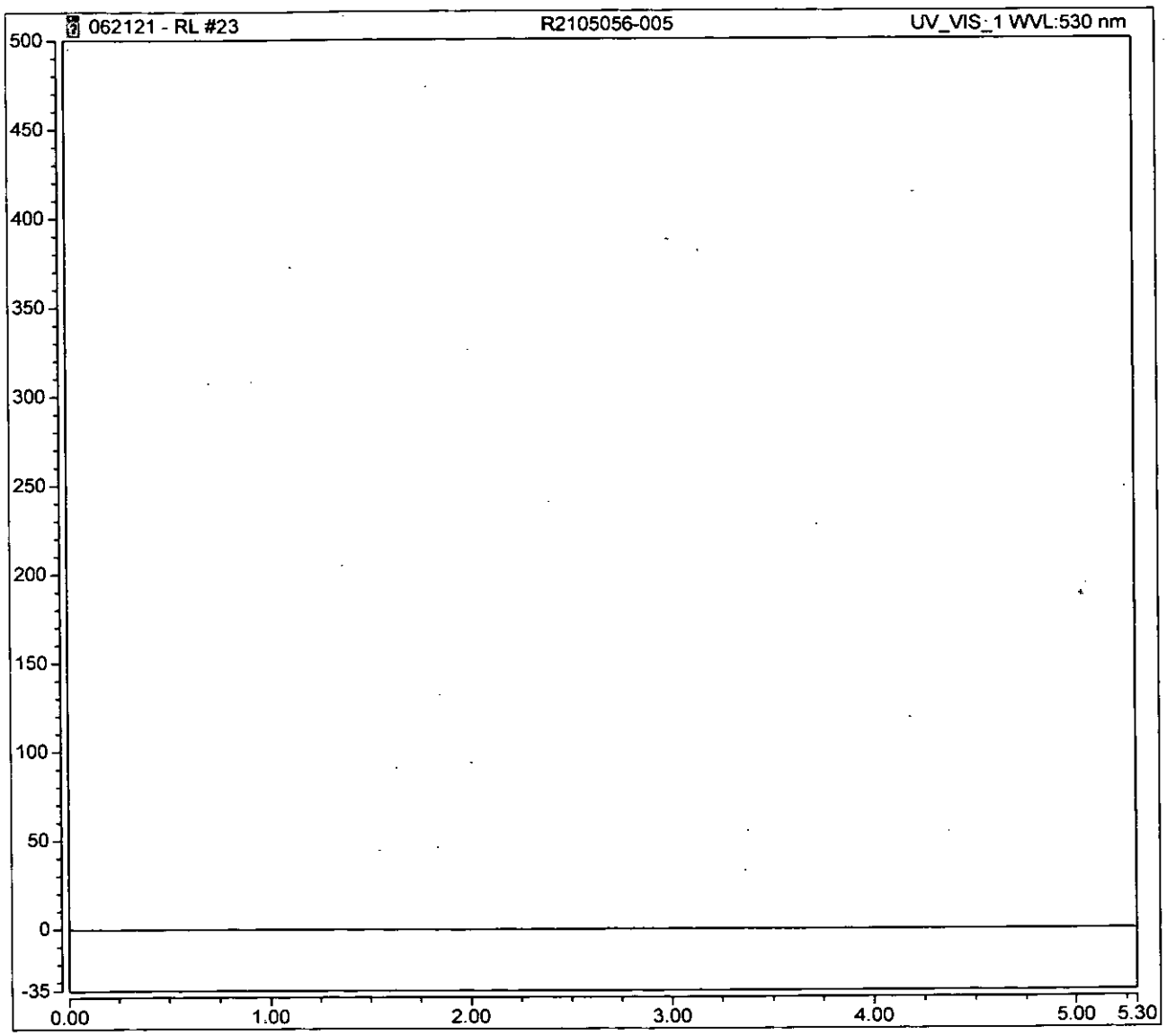

Cr(VI) - RL/Integration

Chromeleon (c) Dionex 1996-2009
Version 7.1.1.1127

Logged on User: ALRCE.GENCHEM02
Instrument: IC#8
Sequence: 062121 - RL

Peak Integration Report

Sample Name:	**R2105582-001**	*Inj. Vol.:*	**100.00**
Injection Type:	**Unknown**	*Dilution Factor:*	**1.0000**
Processing Method:	**8-062121RL**	*Injection Number:*	**24**
Inj. Date / Time:	**21-Jun-2021 / 18:29**	*Sample Comment:*	**7199**

No.	Time min	Peak Name	Peak Type	Area mAU*min	Height mAU	Amount n.a.

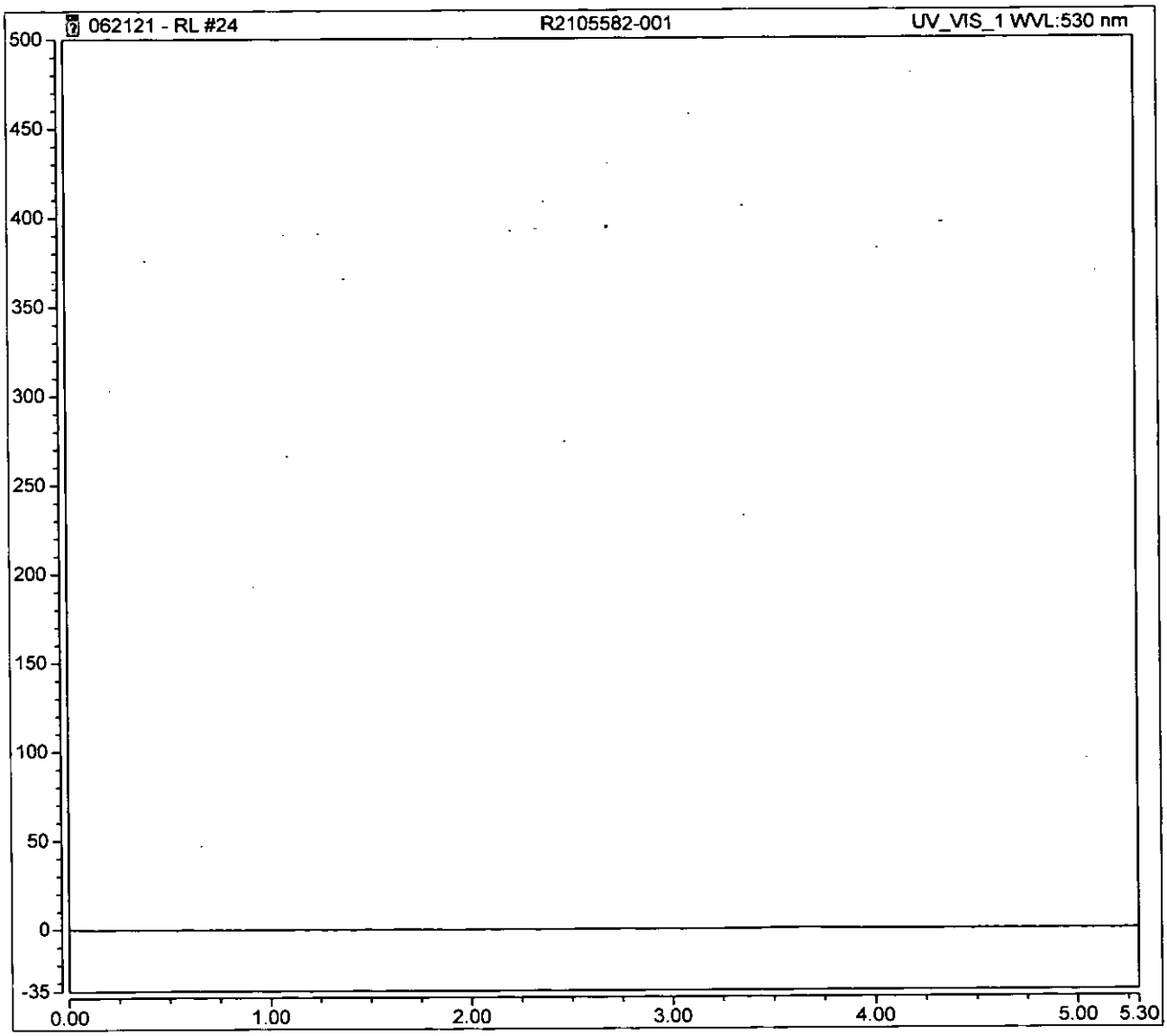

Logged on User: ALRCE.GENCHEM02
Instrument: IC#8
Sequence: 062121 - RL

Peak Integration Report

Sample Name:	**R2105582-001**	*Inj. Vol.:*	**100.00**
Injection Type:	**Unknown**	*Dilution Factor:*	**1.0000**
Processing Method:	**8-062121RL**	*Injection Number:*	**25**
Inj. Date / Time:	**21-Jun-2021 / 18:38**	*Sample Comment:*	**7199 REPLICATE**

No.	Time min	Peak Name	Peak Type	Area mAU*min	Height mAU	Amount n.a.

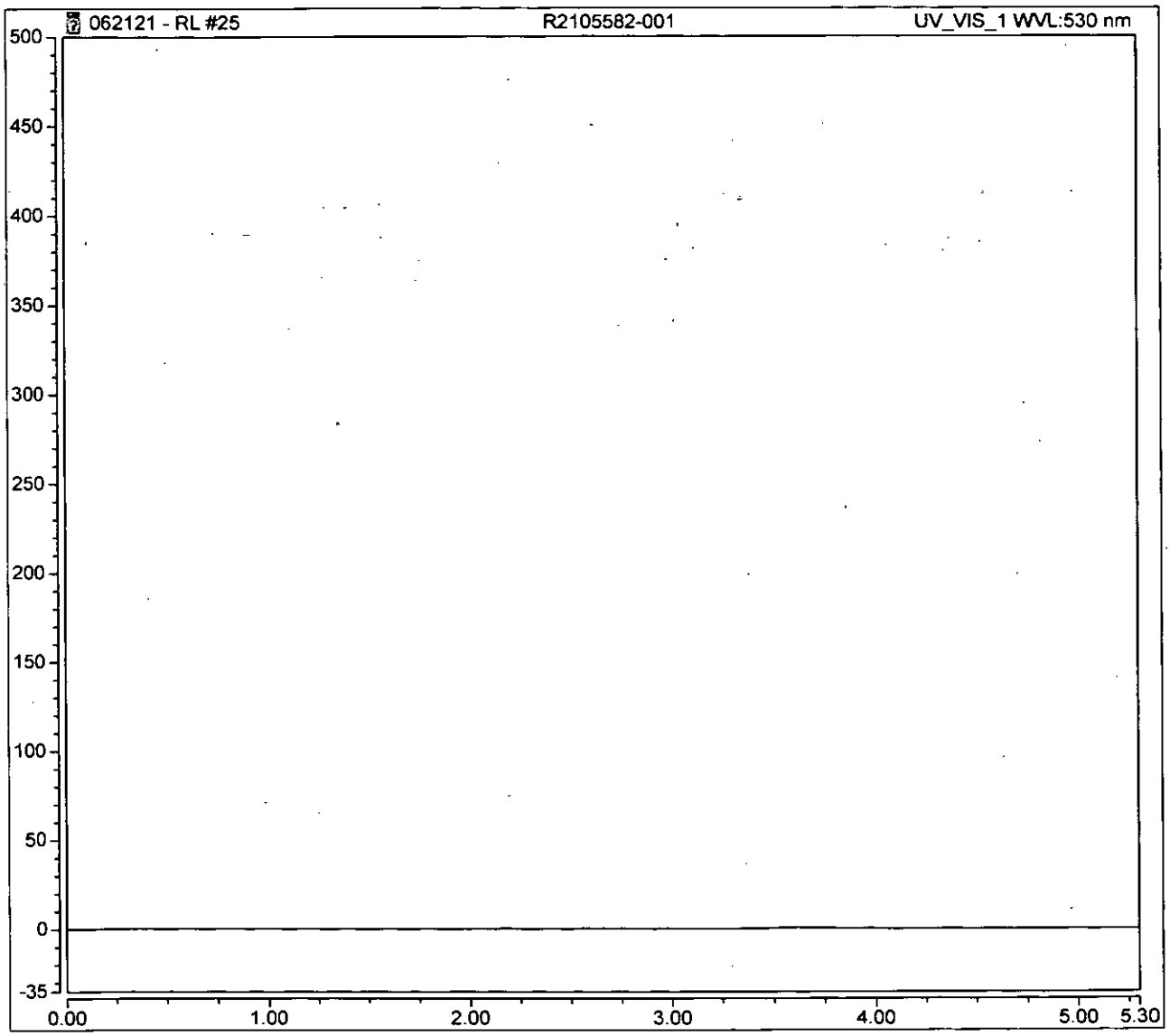

Cr(VI) - RL/Integration

Chromeleon (c) Dionex 1996-2009
Version 7.1.1.1127

Logged on User: ALRCE.GENCHEM02
Instrument: IC#8
Sequence: 062121 - RL

Peak Integration Report

Sample Name:	**R2105582-002**	*Inj. Vol.:*	**100.00**
Injection Type:	**Unknown**	*Dilution Factor:*	**1.0000**
Processing Method:	**8-062121RL**	*Injection Number:*	**26**
Inj. Date / Time:	**21-Jun-2021 / 18:45**	*Sample Comment:*	**7199**

No.	Time min	Peak Name	Peak Type	Area mAU*min	Height mAU	Amount n.a.

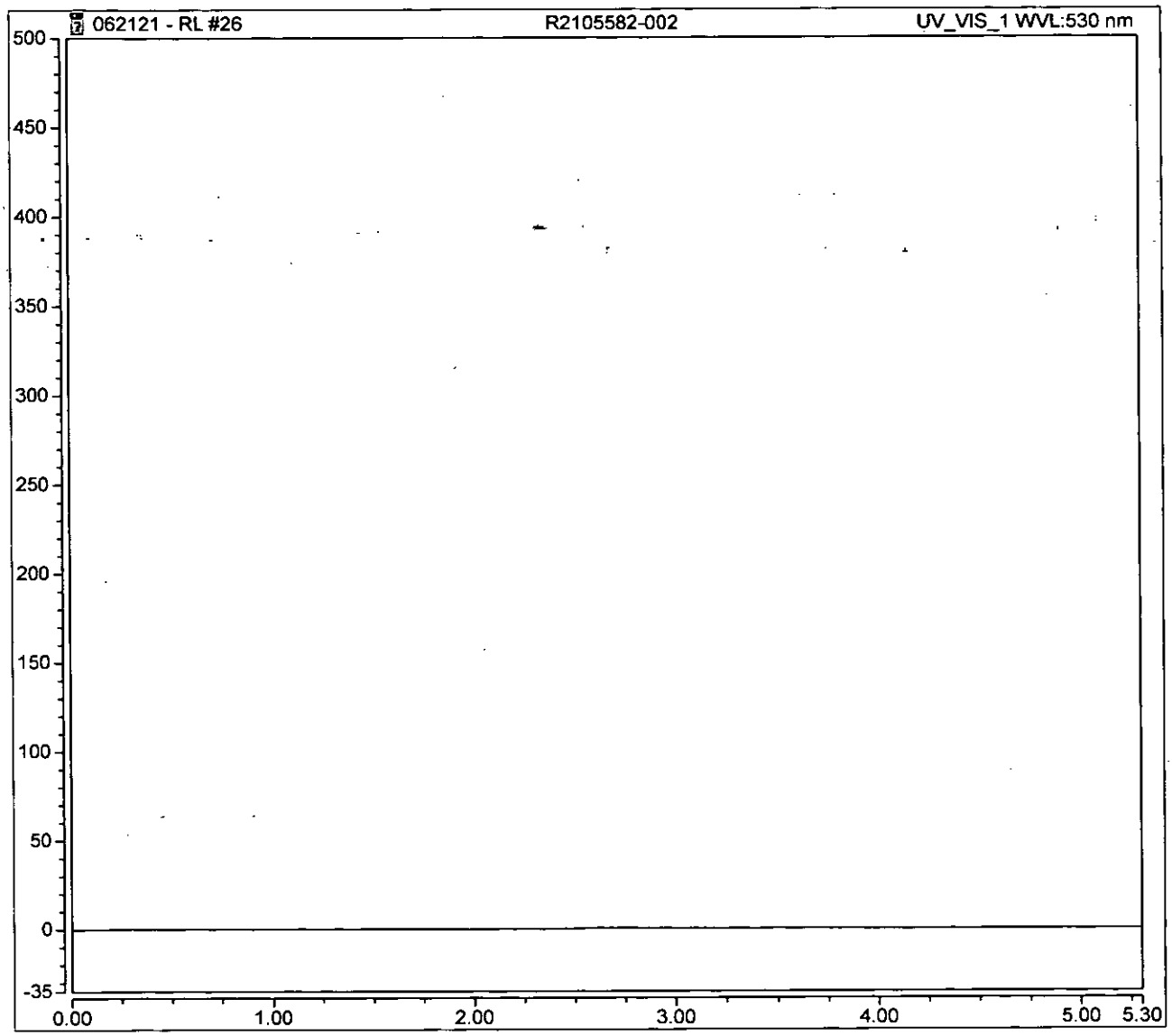

Logged on User: ALRCE.GENCHEM02
Instrument: IC#8
Sequence: 062121 - RL

Peak Integration Report

Sample Name:	**R2105582-002**	*Inj. Vol.:*	**100.00**
Injection Type:	**Unknown**	*Dilution Factor:*	**1.0000**
Processing Method:	**8-062121RL**	*Injection Number:*	**27**
Inj. Date / Time:	**21-Jun-2021 / 18:54**	*Sample Comment:*	**7199 REPLICATE**

No.	Time min	Peak Name	Peak Type	Area mAU*min	Height mAU	Amount n.a.

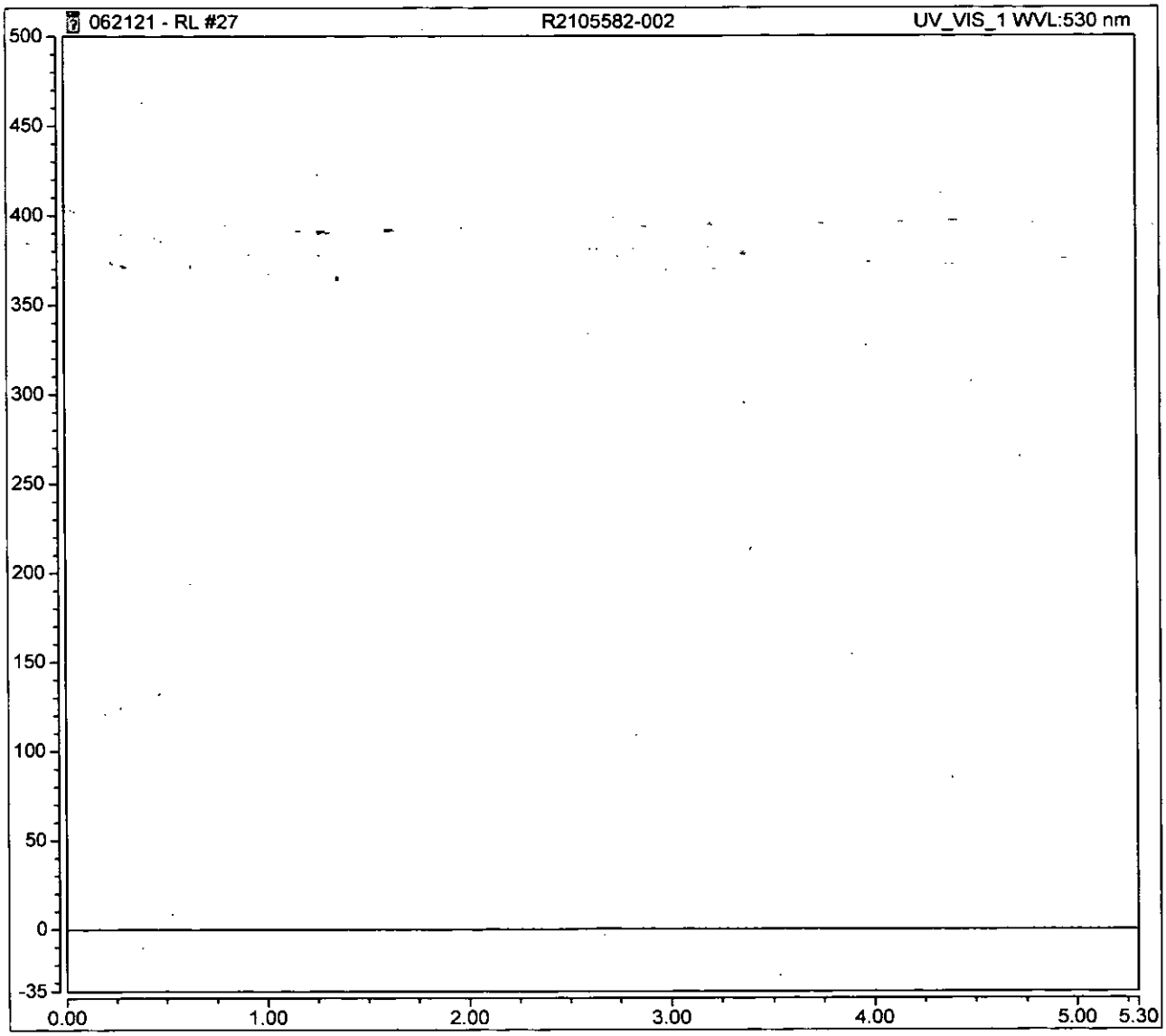

Cr(VI) - RL/Integration

Chromeleon (c) Dionex 1996-2009
Version 7.1.1.1127

Logged on User: ALRCE.GENCHEM02
Instrument: IC#8
Sequence: 062121 - RL

Peak Integration Report

Sample Name:	**R2105582-003**	*Inj. Vol.:*	**100.00**
Injection Type:	**Unknown**	*Dilution Factor:*	**1.0000**
Processing Method:	**8-062121RL**	*Injection Number:*	**28**
Inj. Date / Time:	**21-Jun-2021 / 19:00**	*Sample Comment:*	**7199**

No.	Time min	Peak Name	Peak Type	Area mAU*min	Height mAU	Amount ppm
1	3.62	Cr(VI)	BMB	0.214	0.778	0.00176

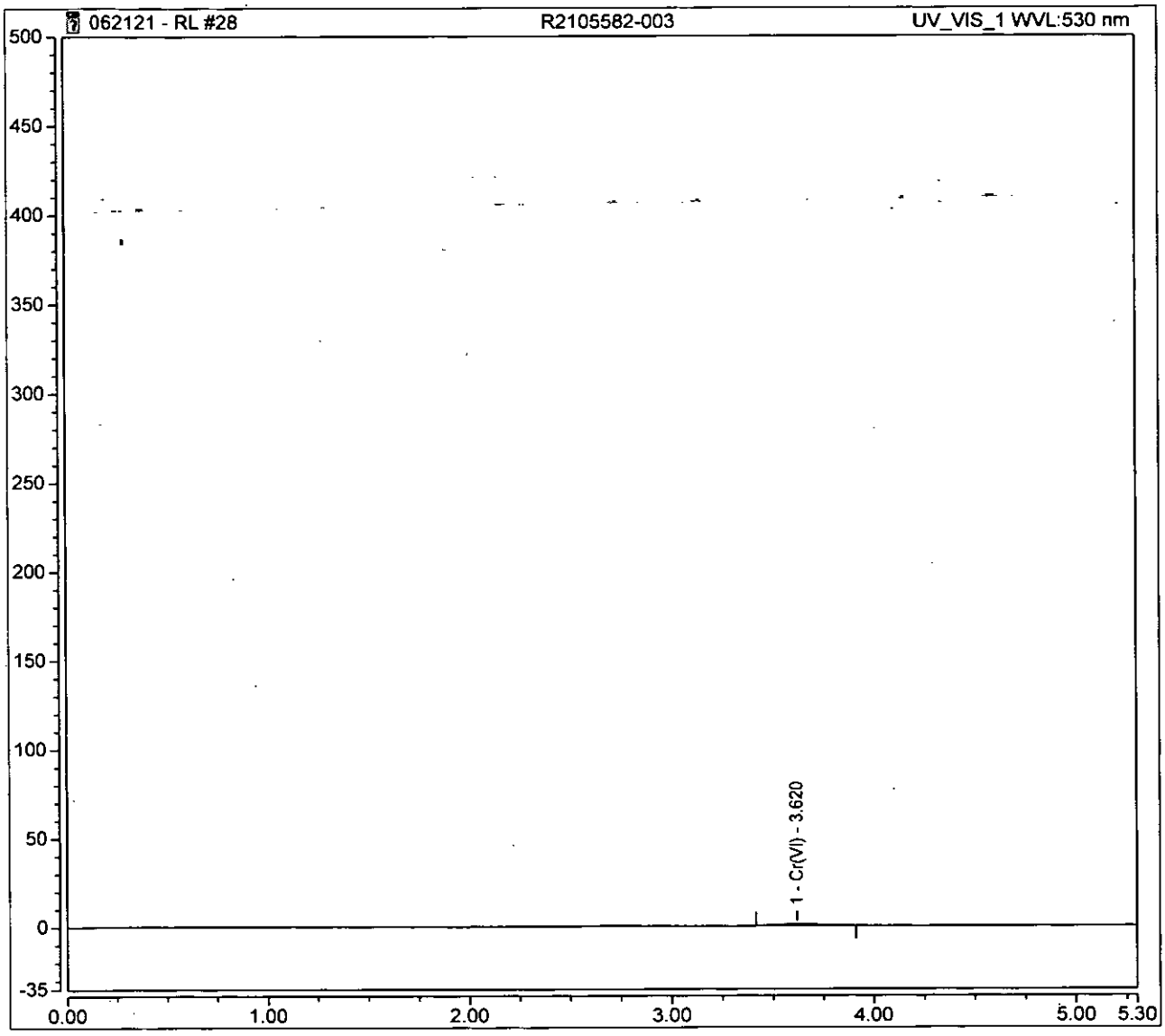

Logged on User: ALRCE.GENCHEM02
Instrument: IC#8
Sequence: 062121 - RL

Peak Integration Report

Sample Name:	**R2105582-003**	*Inj. Vol.:*	**100.00**
Injection Type:	**Unknown**	*Dilution Factor:*	**1.0000**
Processing Method:	**8-062121RL**	*Injection Number:*	**29**
Inj. Date / Time:	**21-Jun-2021 / 19:09**	*Sample Comment:*	**7199 REPLICATE**

No.	Time min	Peak Name	Peak Type	Area mAU*min	Height mAU	Amount n.a.

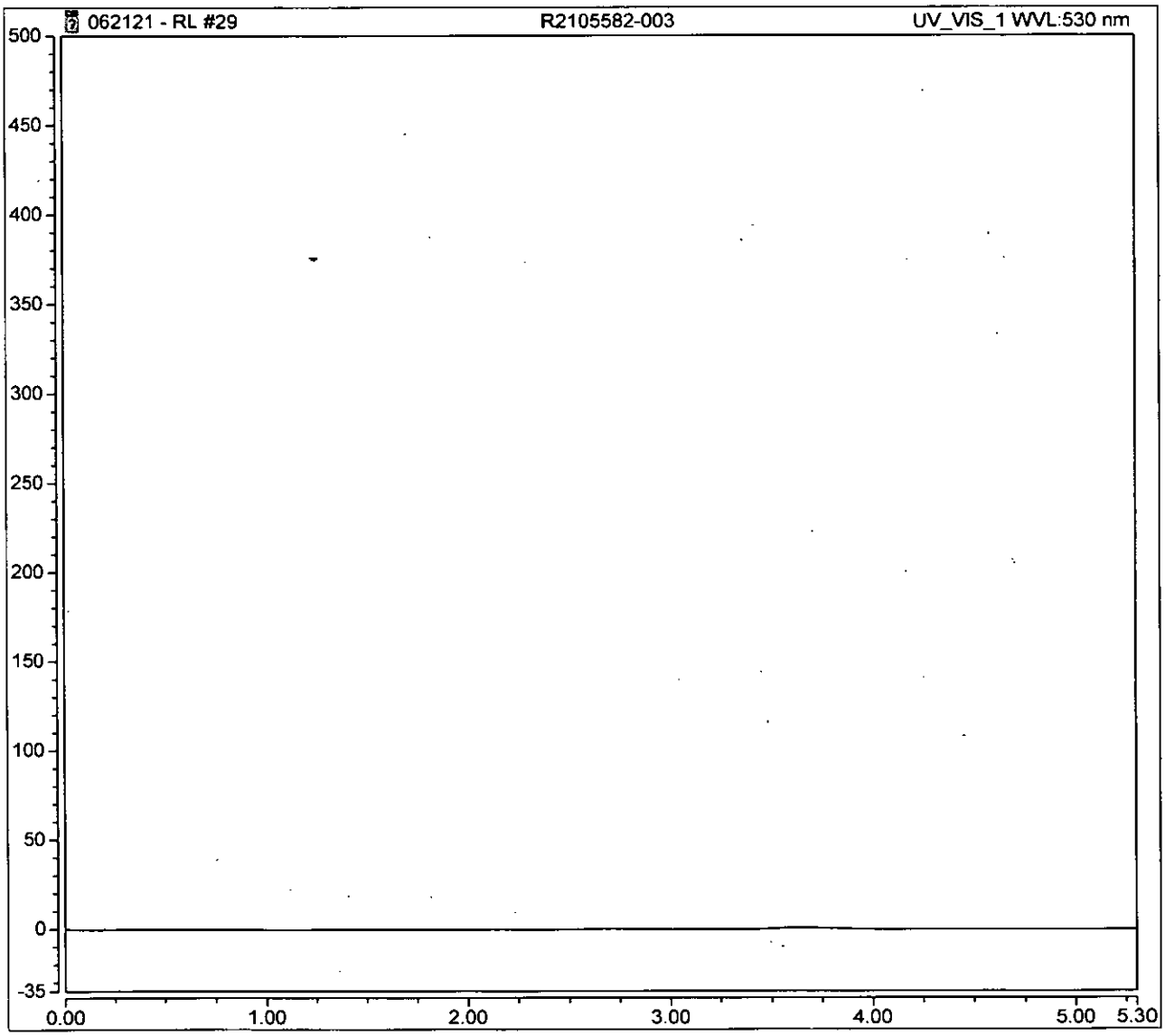

Logged on User: ALRCE.GENCHEM02
Instrument: IC#8
Sequence: 062121 - RL

Peak Integration Report

Sample Name:	**CCV**	*Inj. Vol.:*	**100.00**
Injection Type:	**Unknown**	*Dilution Factor:*	**1.0000**
Processing Method:	**8-062121RL**	*Injection Number:*	**30**
Inj. Date / Time:	**21-Jun-2021 / 19:16**	*Sample Comment:*	**7199/218.6 RL**

No.	Time min	Peak Name	Peak Type	Area mAU*min	Height mAU	Amount ppm
1	3.76	Cr(VI)	BMB	57.713	199.674	0.49536

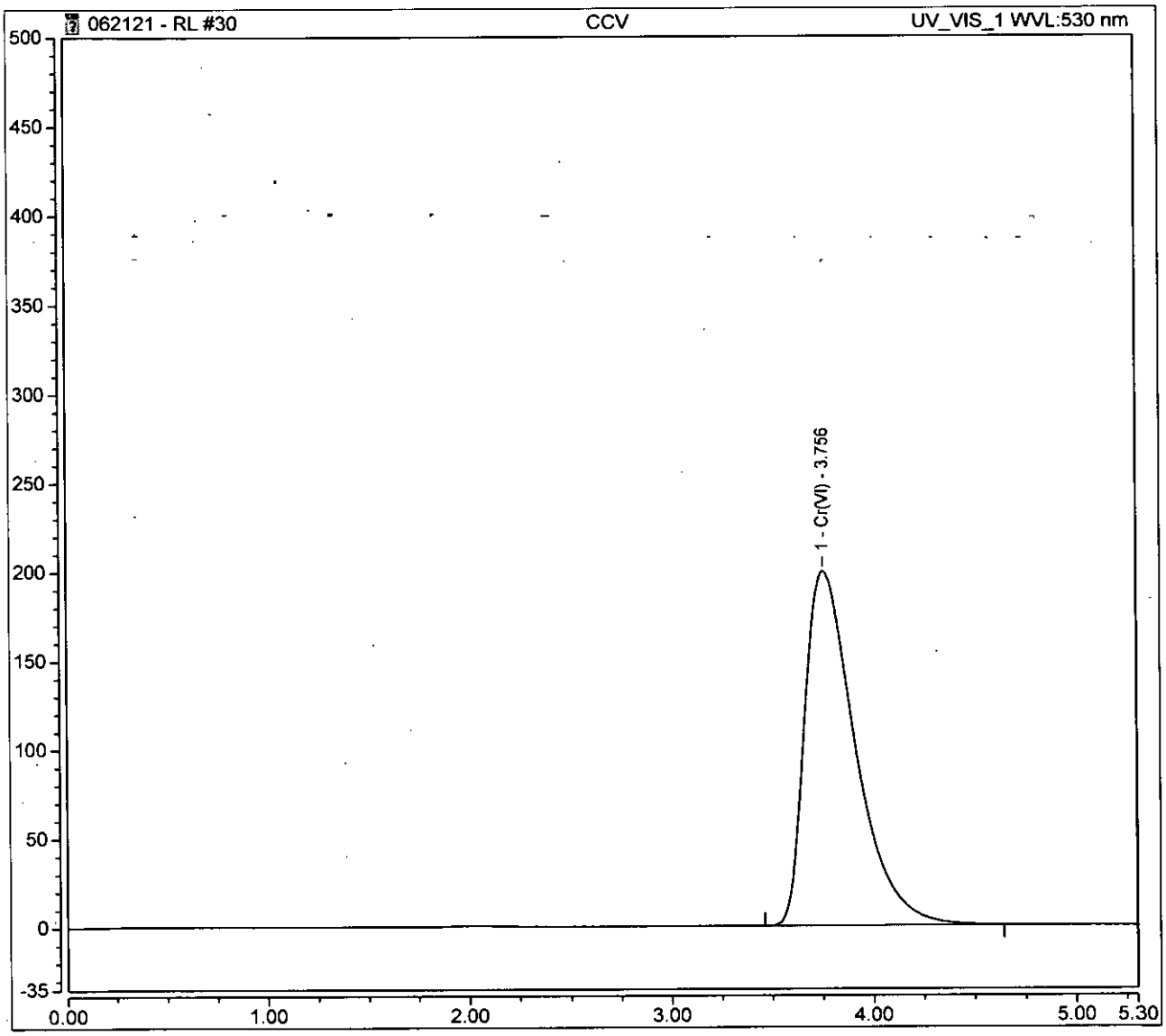

Cr(VI) - RL/Integration

Chromeleon (c) Dionex 1996-2009
Version 7.1.1.1127

Logged on User: ALRCE.GENCHEM02
Instrument: IC#8
Sequence: 062121 - RL

Peak Integration Report

Sample Name:	CCB	*Inj. Vol.:*	100.00
Injection Type:	Unknown	*Dilution Factor:*	1.0000
Processing Method:	8-062121RL	*Injection Number:*	31
Inj. Date / Time:	21-Jun-2021 / 19:26	*Sample Comment:*	7199/218.6 RL

No.	Time min	Peak Name	Peak Type	Area mAU*min	Height mAU	Amount n.a.

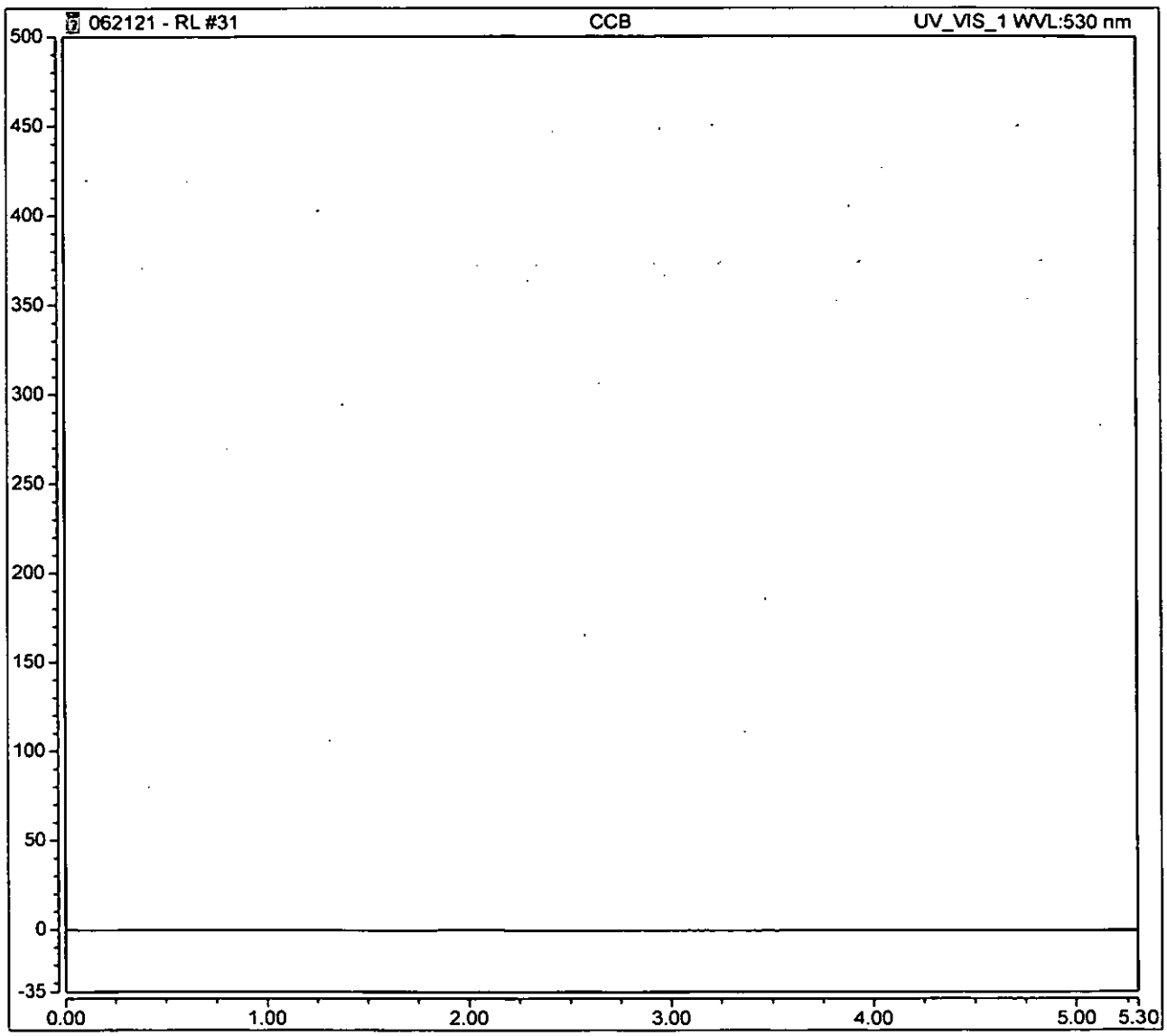

Logged on User: ALRCE.GENCHEM02
Instrument: IC#8
Sequence: 062121 - RL

Peak Integration Report

Sample Name:	**R2105582-004**	*Inj. Vol.:*	**100.00**
Injection Type:	**Unknown**	*Dilution Factor:*	**1.0000**
Processing Method:	**8-062121RL**	*Injection Number:*	**32**
Inj. Date / Time:	**21-Jun-2021 / 19:36**	*Sample Comment:*	**7199**

No.	Time min	Peak Name	Peak Type	Area mAU*min	Height mAU	Amount n.a.

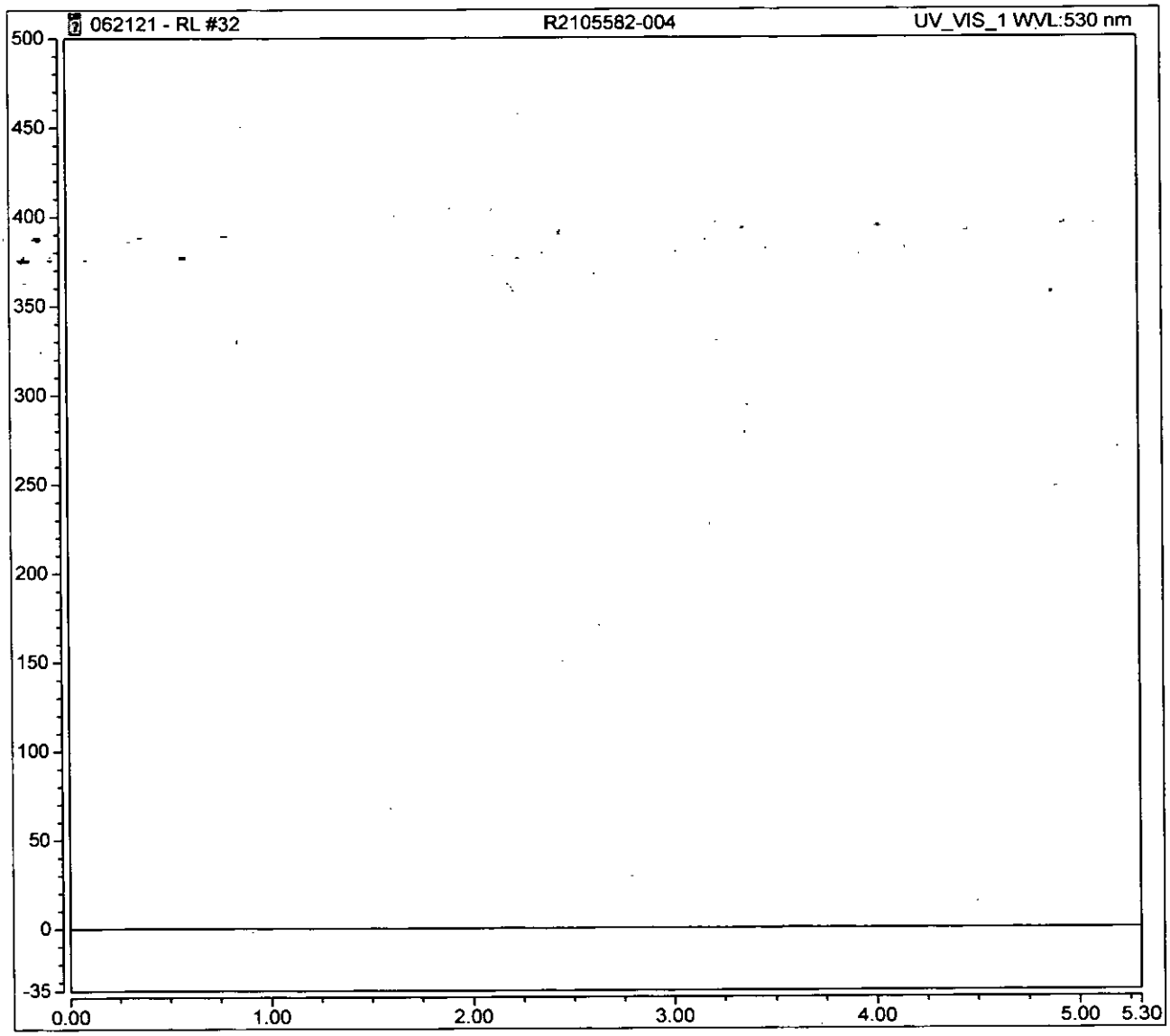

Cr(VI) - RL/Integration

Chromeleon (c) Dionex 1996-2009
Version 7.1.1.1127

Logged on User: ALRCE.GENCHEM02
Instrument: IC#8
Sequence: 062121 - RL

Peak Integration Report

Sample Name:	**R2105582-004**	*Inj. Vol.:*	**100.00**
Injection Type:	**Unknown**	*Dilution Factor:*	**1.0000**
Processing Method:	**8-062121RL**	*Injection Number:*	**33**
Inj. Date / Time:	**21-Jun-2021 / 19:45**	*Sample Comment:*	**7199 REPLICATE**

No.	Time min	Peak Name	Peak Type	Area mAU*min	Height mAU	Amount n.a.

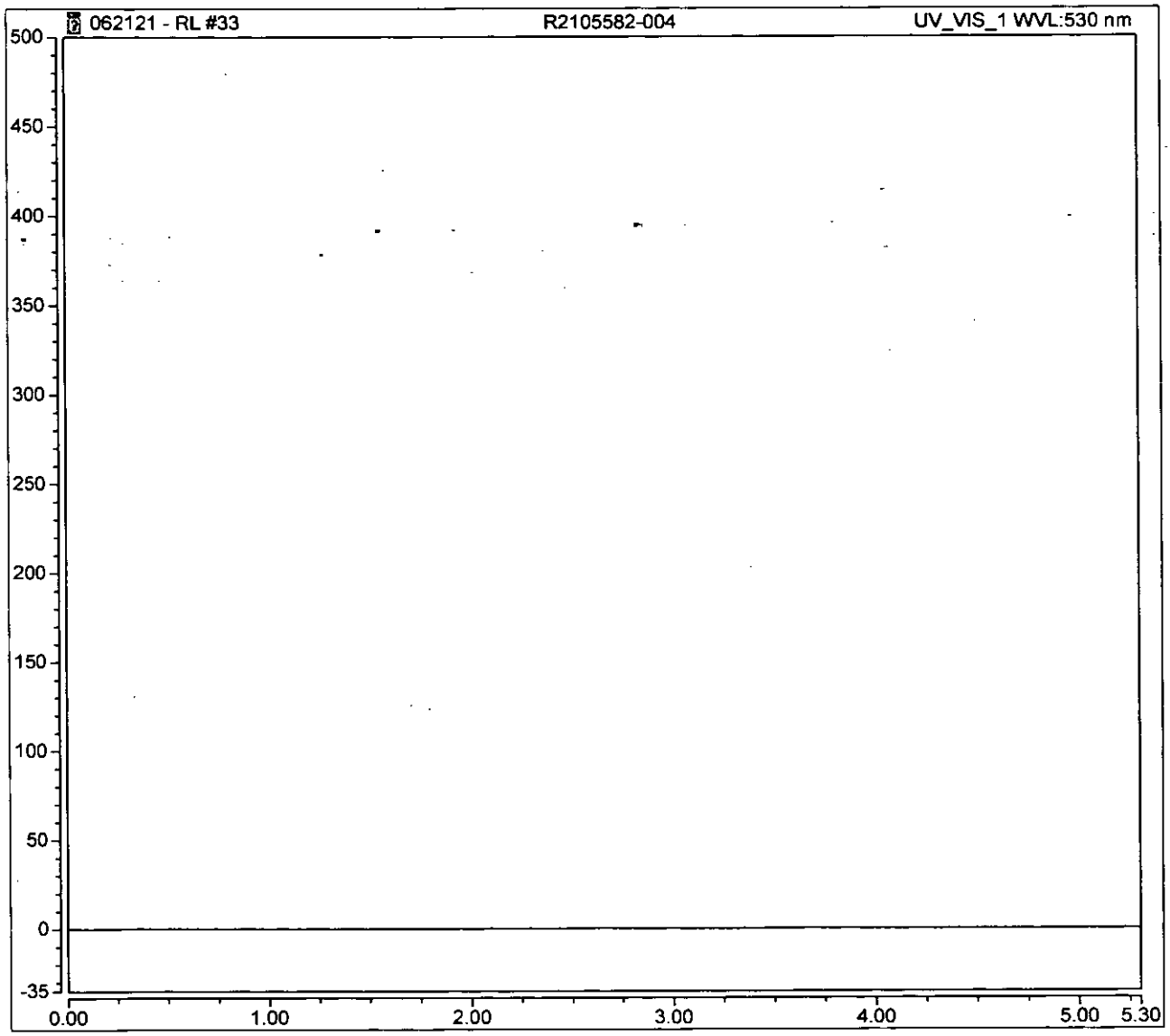

Cr(VI) - RL/Integration

Chromeleon (c) Dionex 1996-2009
Version 7.1.1.1127

Logged on User: ALRCE.GENCHEM02
Instrument: IC#8
Sequence: 062121 - RL

Peak Integration Report

Sample Name:	**R2105582-004 DUP**	*Inj. Vol.:*	**100.00**
Injection Type:	**Unknown**	*Dilution Factor:*	**1.0000**
Processing Method:	**8-062121RL**	*Injection Number:*	**34**
Inj. Date / Time:	**21-Jun-2021 / 19:51**	*Sample Comment:*	**7199**

No.	Time min	Peak Name	Peak Type	Area mAU*min	Height mAU	Amount n.a.

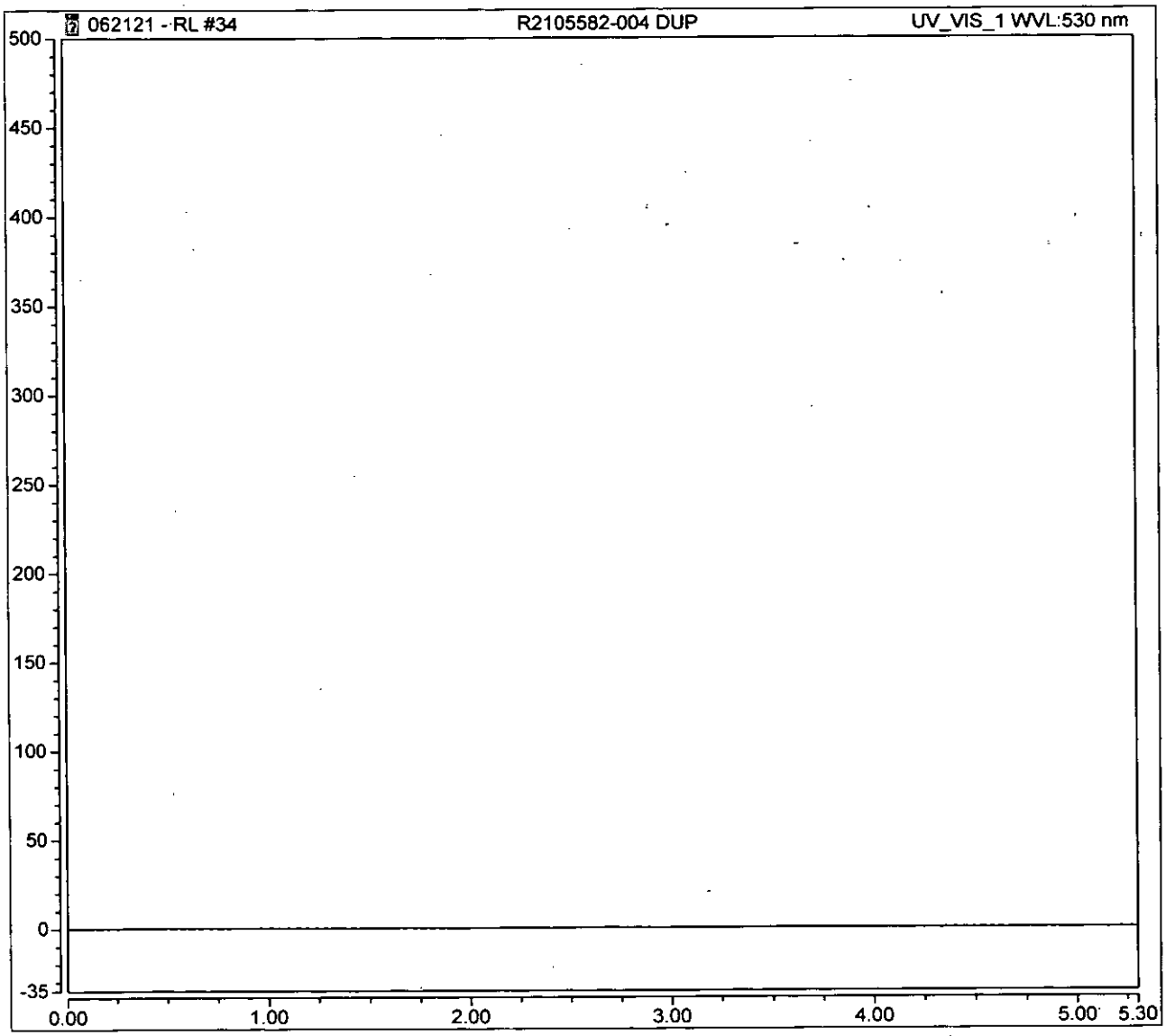

Cr(VI) - RL/Integration

Chromeleon (c) Dionex 1996-2009
Version 7.1.1.1127

Logged on User: ALRCE.GENCHEM02
Instrument: IC#8
Sequence: 062121 - RL

Peak Integration Report

Sample Name:	**R2105582-004 DUP**	*Inj. Vol.:*	**100.00**
Injection Type:	**Unknown**	*Dilution Factor:*	**1.0000**
Processing Method:	**8-062121RL**	*Injection Number:*	**35**
Inj. Date / Time:	**21-Jun-2021 / 20:00**	*Sample Comment:*	**7199 REPLICATE**

No.	Time min	Peak Name	Peak Type	Area mAU*min	Height mAU	Amount n.a.

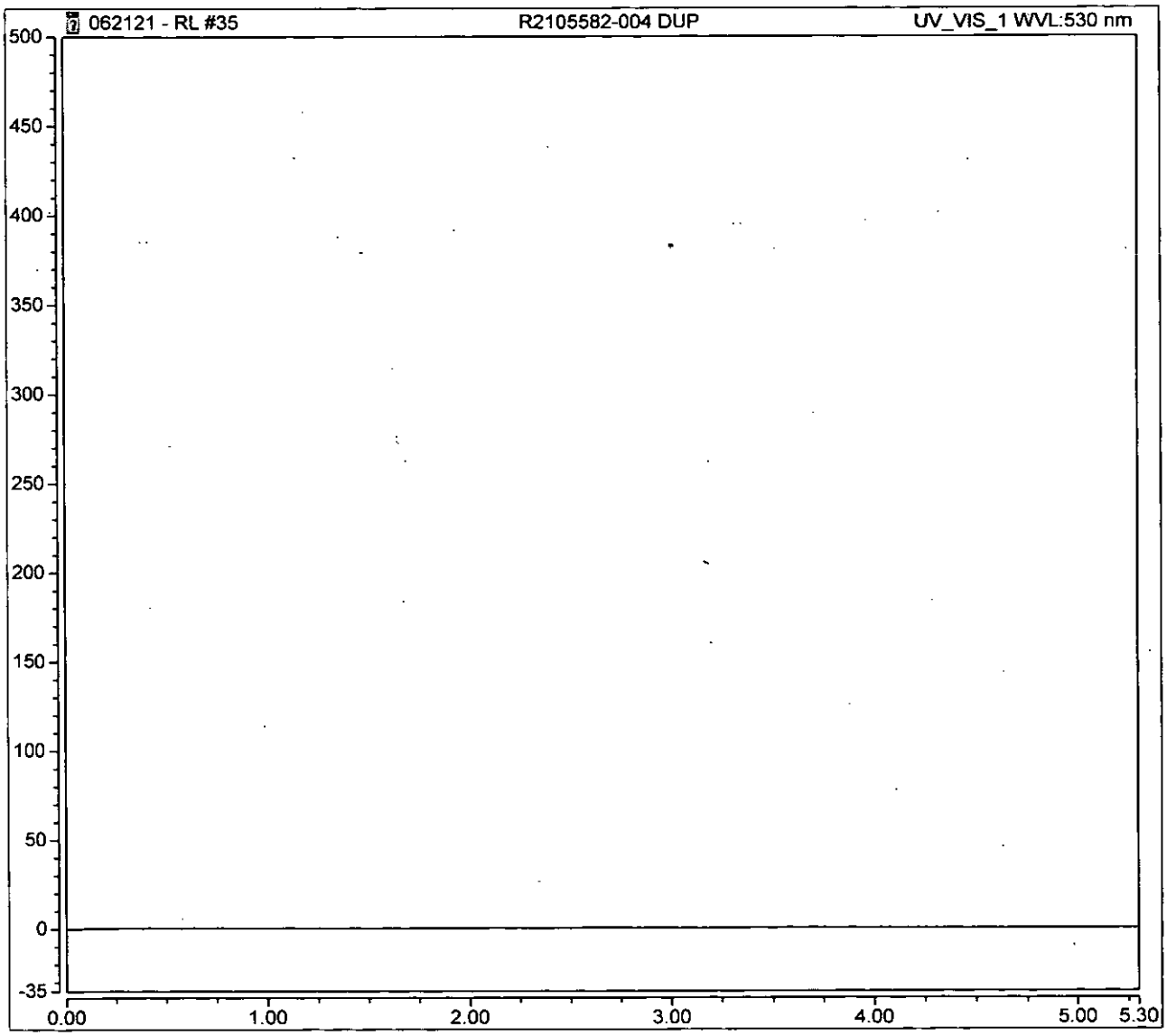

Cr(VI) - RL/Integration

Chromeleon (c) Dionex 1996-2009
Version 7.1.1.1127

Logged on User: ALRCE.GENCHEM02
Instrument: IC#8
Sequence: 062121 - RL

Peak Integration Report

Sample Name:	**R2105582-004 SOL**	*Inj. Vol.:*	**100.00**
Injection Type:	**Unknown**	*Dilution Factor:*	**1.0000**
Processing Method:	**8-062121RL**	*Injection Number:*	**36**
Inj. Date / Time:	**21-Jun-2021 / 20:07**	*Sample Comment:*	**7199**

No.	Time min	Peak Name	Peak Type	Area mAU*min	Height mAU	Amount ppm
1	3.76	Cr(VI)	BMB	104.910	357.680	0.90052

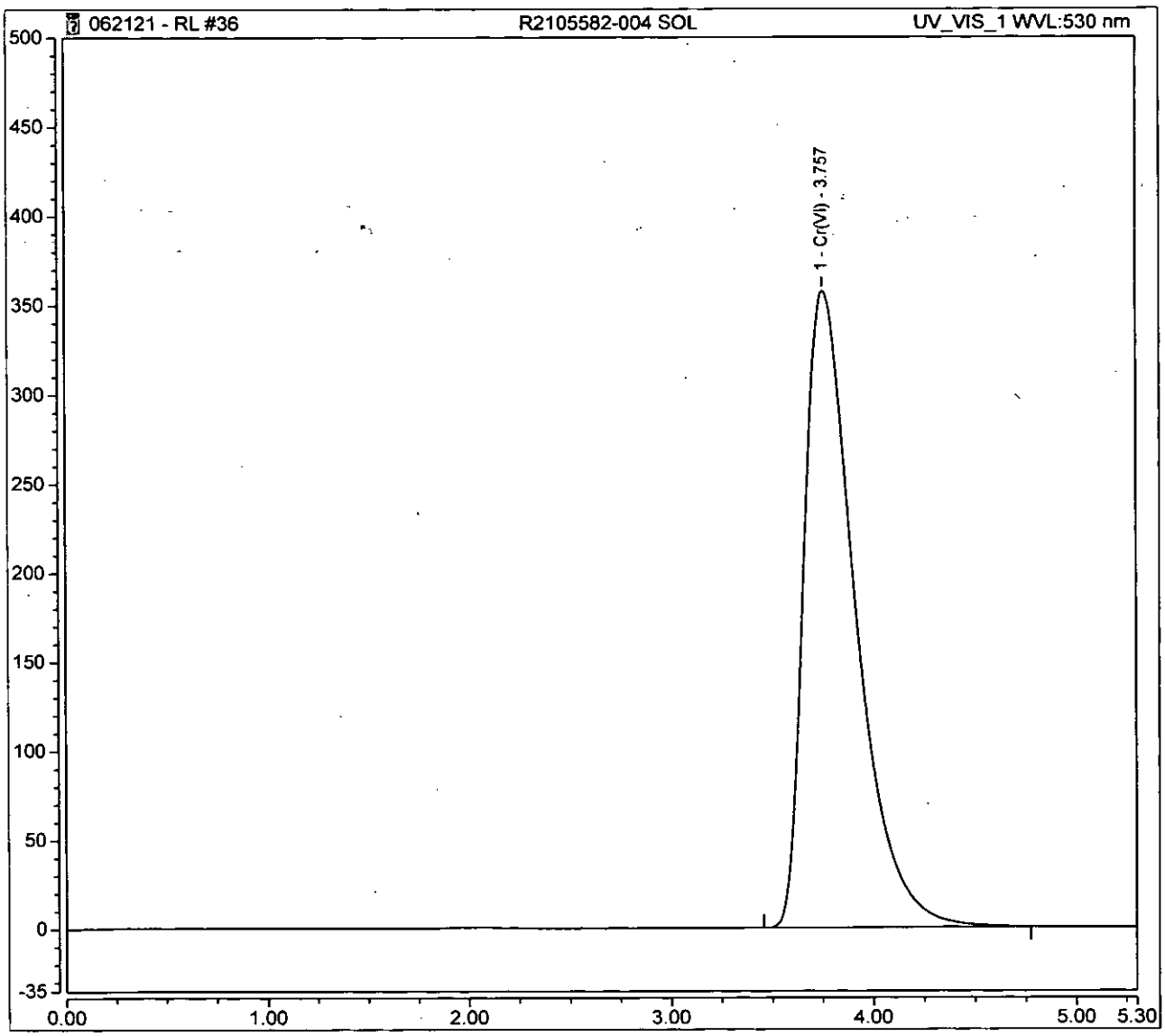

Cr(VI) - RL/Integration

Chromeleon (c) Dionex 1996-2009
Version 7.1.1.1127

Logged on User: ALRCE.GENCHEM02
Instrument: IC#8
Sequence: 062121 - RL

Peak Integration Report

Sample Name:	**R2105582-004 SOL**	*Inj. Vol.:*	**100.00**
Injection Type:	**Unknown**	*Dilution Factor:*	**1.0000**
Processing Method:	**8-062121RL**	*Injection Number:*	**37**
Inj. Date / Time:	**21-Jun-2021 / 20:16**	*Sample Comment:*	**7199 REPLICATE**

No.	Time min	Peak Name	Peak Type	Area mAU*min	Height mAU	Amount ppm
1	3.75	Cr(VI)	BMB	104.946	359.373	0.90083

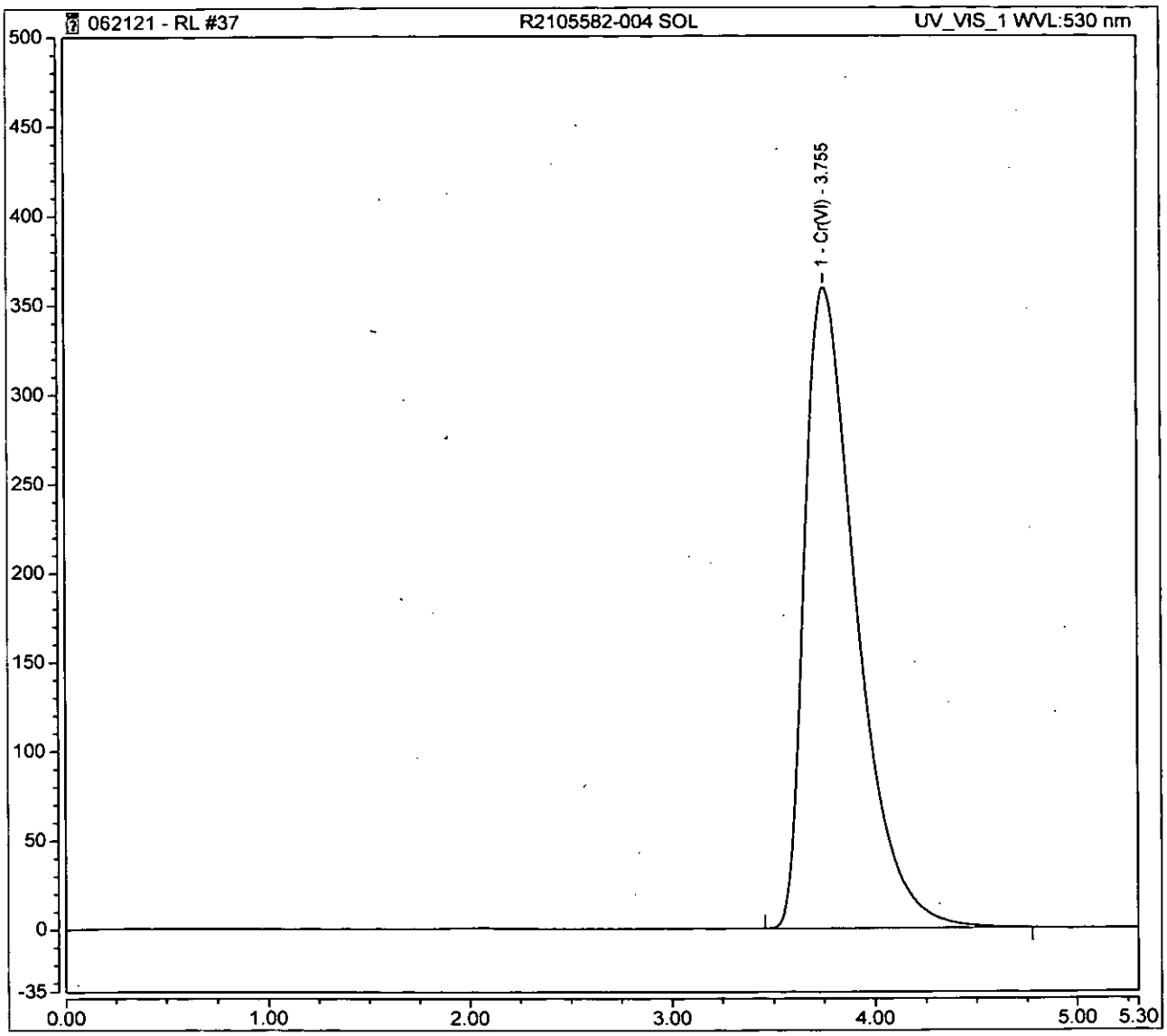

Cr(VI) - RL/Integration

Chromeleon (c) Dionex 1996-2009
Version 7.1.1.1127

Logged on User: ALRCE.GENCHEM02
Instrument: IC#8
Sequence: 062121 - RL

Peak Integration Report

Sample Name:	**R2105582-004 INSOL**	*Inj. Vol.:*	**100.00**
Injection Type:	**Unknown**	*Dilution Factor:*	**20.0000**
Processing Method:	**8-062121RL**	*Injection Number:*	**38**
Inj. Date / Time:	**21-Jun-2021 / 20:23**	*Sample Comment:*	**7199**

No.	Time min	Peak Name	Peak Type	Area mAU*min	Height mAU	Amount ppm
1	3.76	Cr(VI)	BMB	92.913	317.107	15.95078

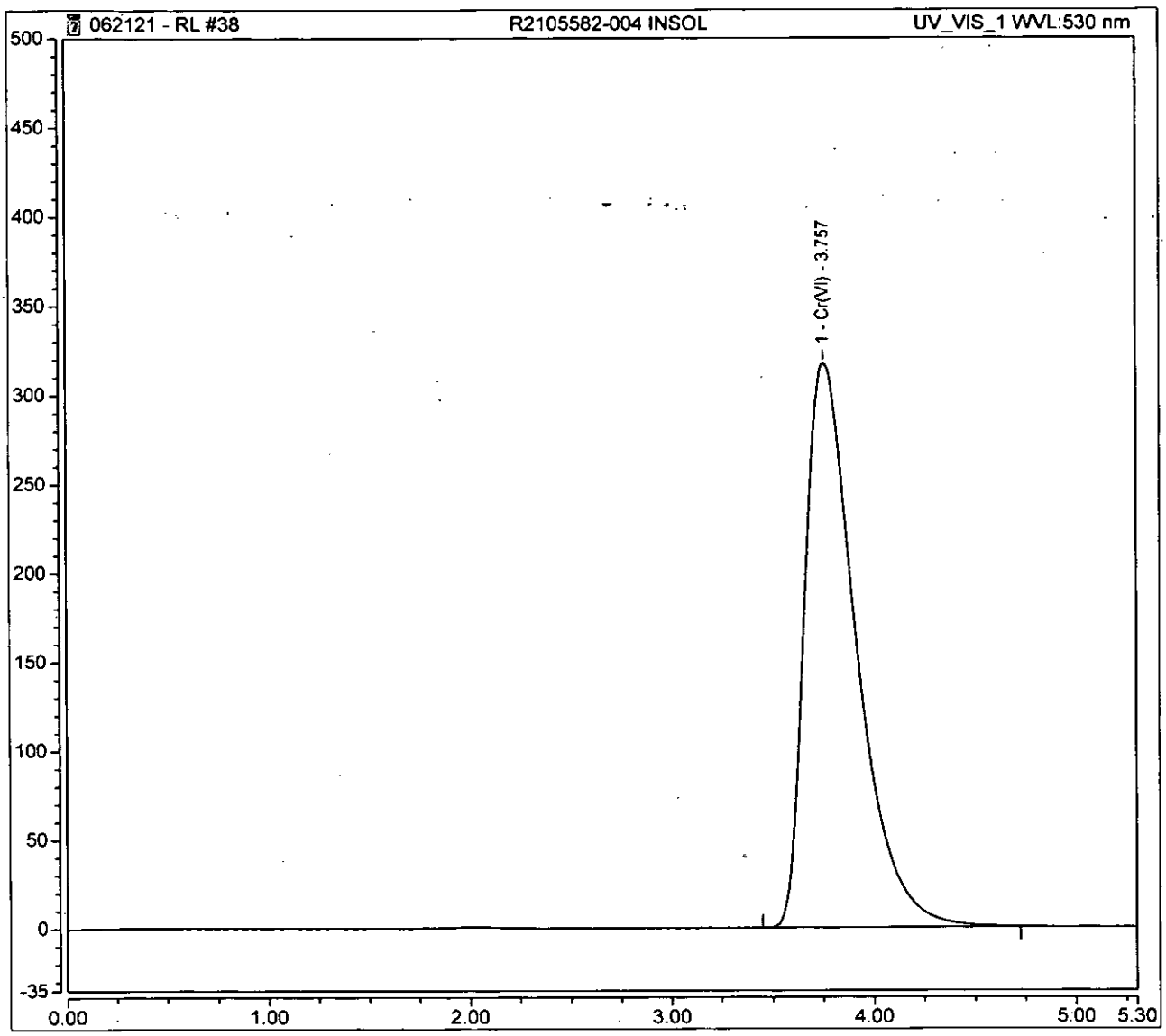

Logged on User: ALRCE.GENCHEM02
Instrument: IC#8
Sequence: 062121 - RL

Peak Integration Report

Sample Name:	**R2105582-004 INSOL**	*Inj. Vol.:*	**100.00**
Injection Type:	**Unknown**	*Dilution Factor:*	**20.0000**
Processing Method:	**8-062121RL**	*Injection Number:*	**39**
Inj. Date / Time:	**21-Jun-2021 / 20:31**	*Sample Comment:*	**7199 REPLICATE**

No.	Time min	Peak Name	Peak Type	Area mAU*min	Height mAU	Amount ppm
1	3.75	Cr(VI)	BMB	92.790	317.525	15.92958

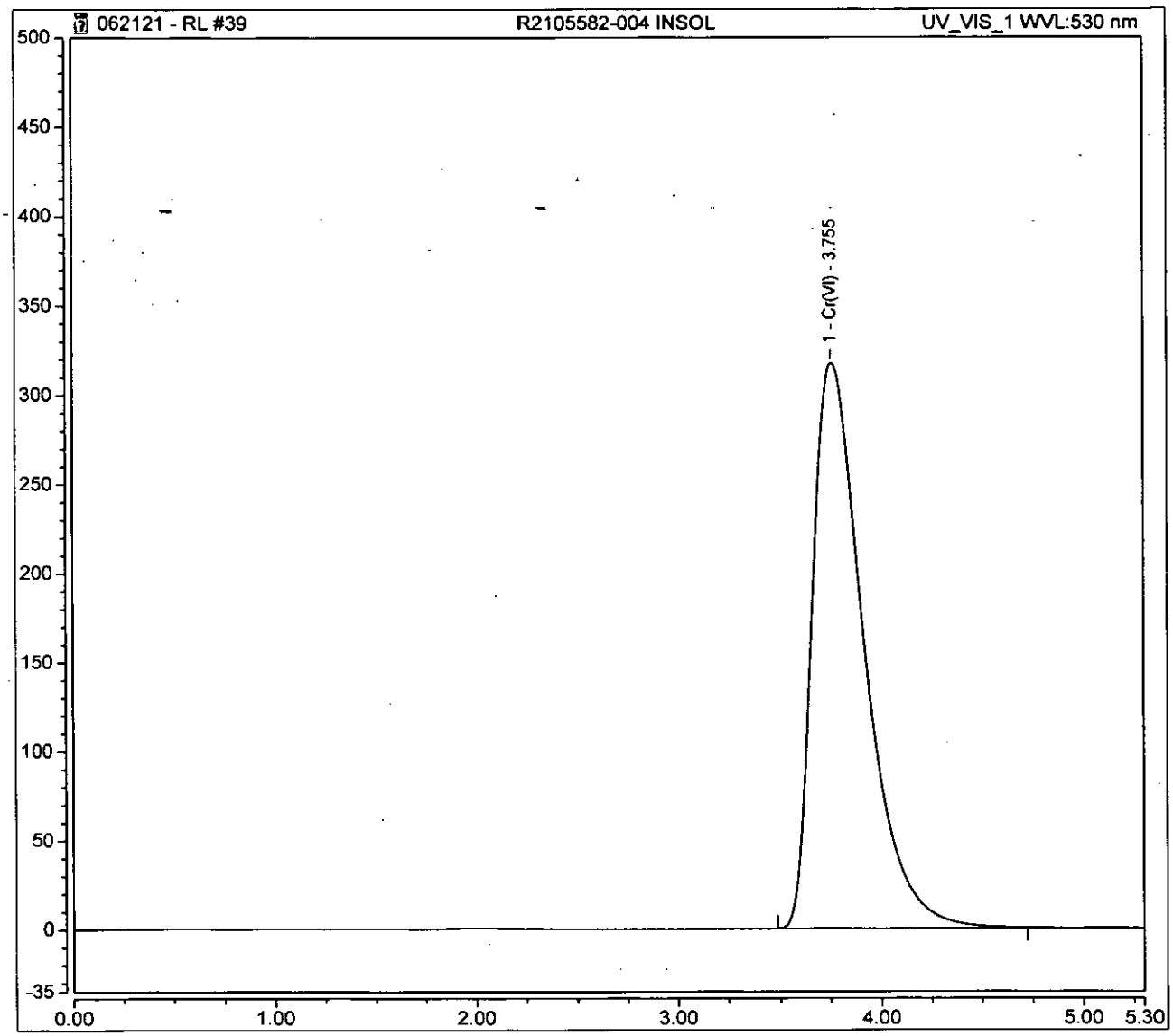

Logged on User: ALRCE.GENCHEM02
Instrument: IC#8
Sequence: 062121 - RL

Peak Integration Report

Sample Name:	**R2105582-004 PVS**	*Inj. Vol.:*	**100.00**
Injection Type:	**Unknown**	*Dilution Factor:*	**2.0000**
Processing Method:	**8-062121RL**	*Injection Number:*	**40**
Inj. Date / Time:	**21-Jun-2021 / 20:38**	*Sample Comment:*	**7199**

No.	Time min	Peak Name	Peak Type	Area mAU*min	Height mAU	Amount ppm
1	3.68	Cr(VI)	BMB	56.391	169.538	0.96803

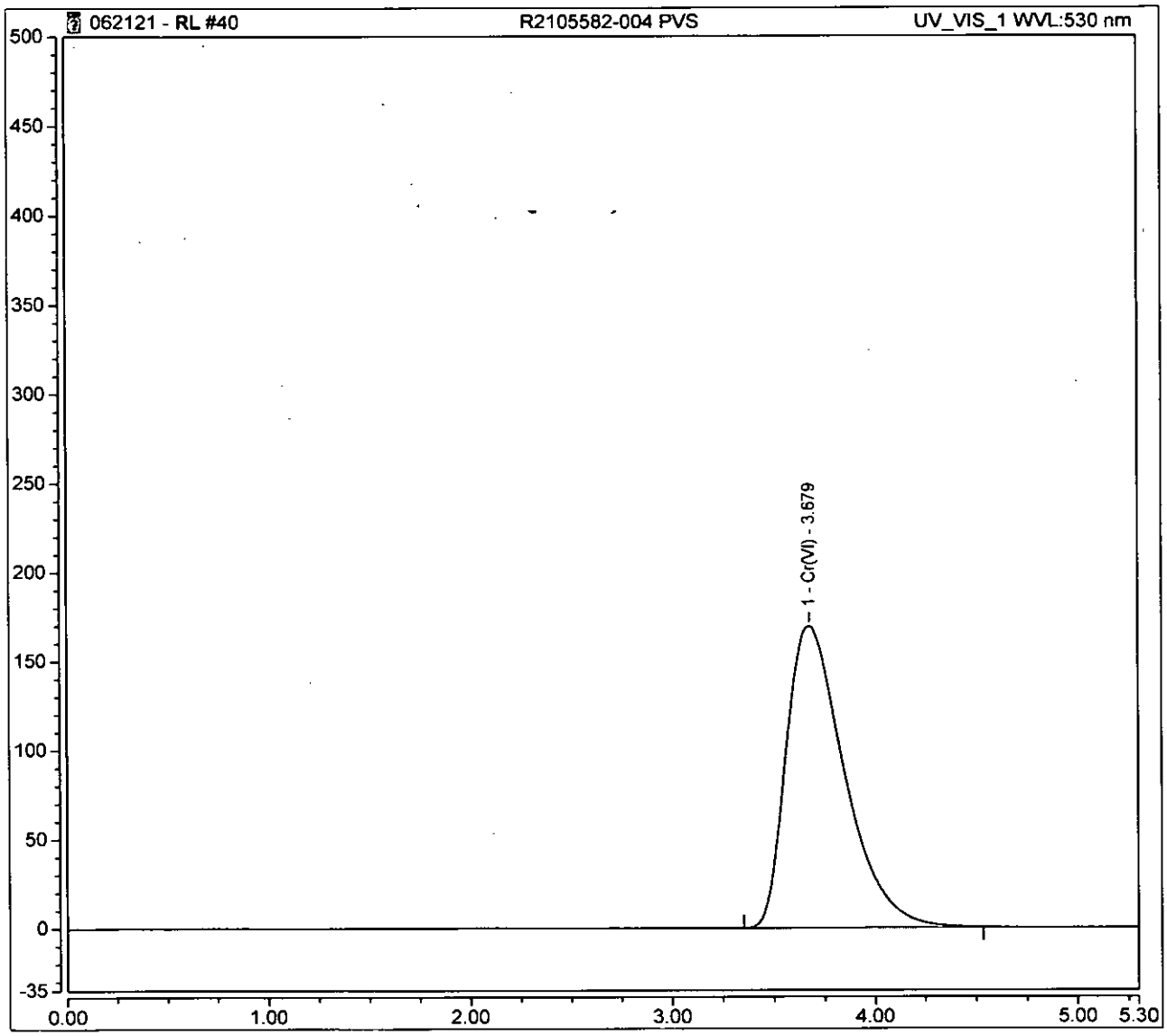

Logged on User: ALRCE.GENCHEM02
Instrument: IC#8
Sequence: 062121 - RL

Peak Integration Report

Sample Name:	**R2105582-004 PVS**	*Inj. Vol.:*	**100.00**
Injection Type:	**Unknown**	*Dilution Factor:*	**2.0000**
Processing Method:	**8-062121RL**	*Injection Number:*	**41**
Inj. Date / Time:	**21-Jun-2021 / 20:47**	*Sample Comment:*	**7199 REPLICATE**

No.	Time min	Peak Name	Peak Type	Area mAU*min	Height mAU	Amount ppm
1	3.69	Cr(VI)	BMB	56.478	170.184	0.96952

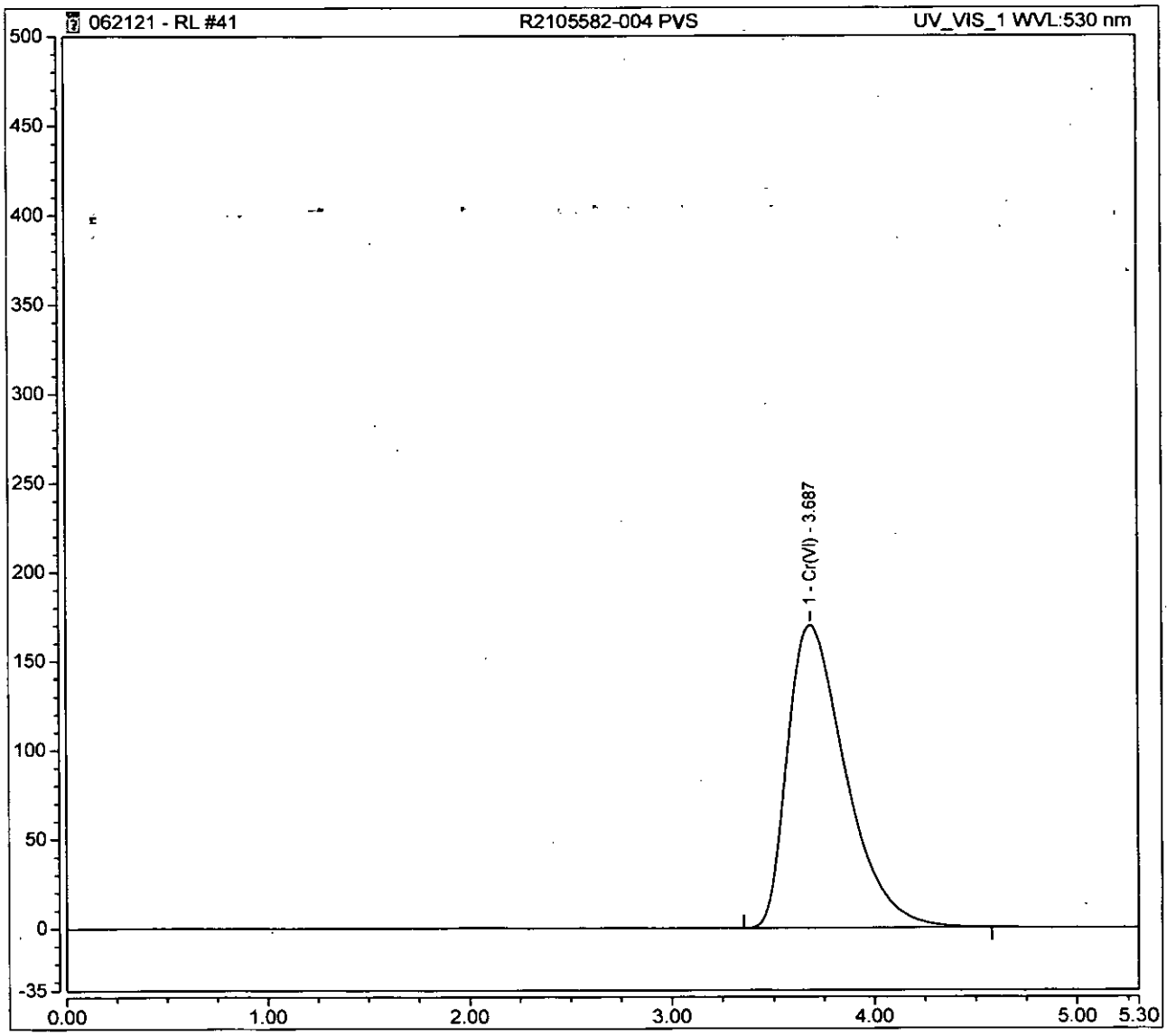

Cr(VI) - RL/Integration

Chromeleon (c) Dionex 1996-2009
Version 7.1.1.1127

Logged on User: ALRCE.GENCHEM02
Instrument: IC#8
Sequence: 062121 - RL

Peak Integration Report

Sample Name:	**CCV**	*Inj. Vol.:*	**100.00**
Injection Type:	**Unknown**	*Dilution Factor:*	**1.0000**
Processing Method:	**8-062121RL**	*Injection Number:*	**42**
Inj. Date / Time:	**21-Jun-2021 / 20:54**	*Sample Comment:*	**7199/218.6 RL**

No.	Time min	Peak Name	Peak Type	Area mAU*min	Height mAU	Amount ppm
1	3.76	Cr(VI)	BMB	57.659	198.249	0.49490

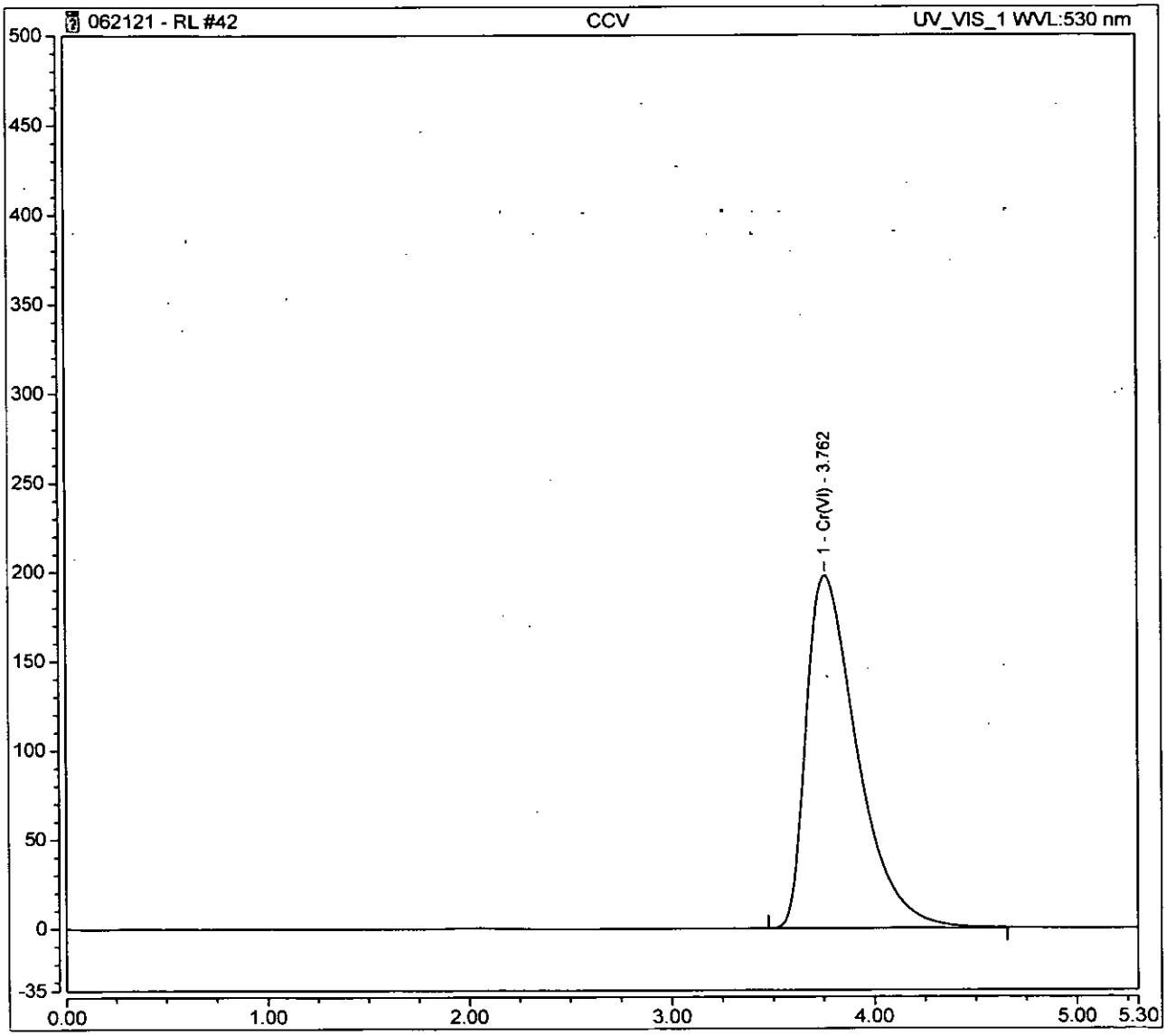

Logged on User: ALRCE.GENCHEM02
Instrument: IC#8
Sequence: 062121 - RL

Peak Integration Report

Sample Name:	**CCB**	*Inj. Vol.:*	**100.00**
Injection Type:	**Unknown**	*Dilution Factor:*	**1.0000**
Processing Method:	**8-062121RL**	*Injection Number:*	**43**
Inj. Date / Time:	**21-Jun-2021 / 21:03**	*Sample Comment:*	**7199/218.6 RL**

No.	Time min	Peak Name	Peak Type	Area mAU*min	Height mAU	Amount n.a.

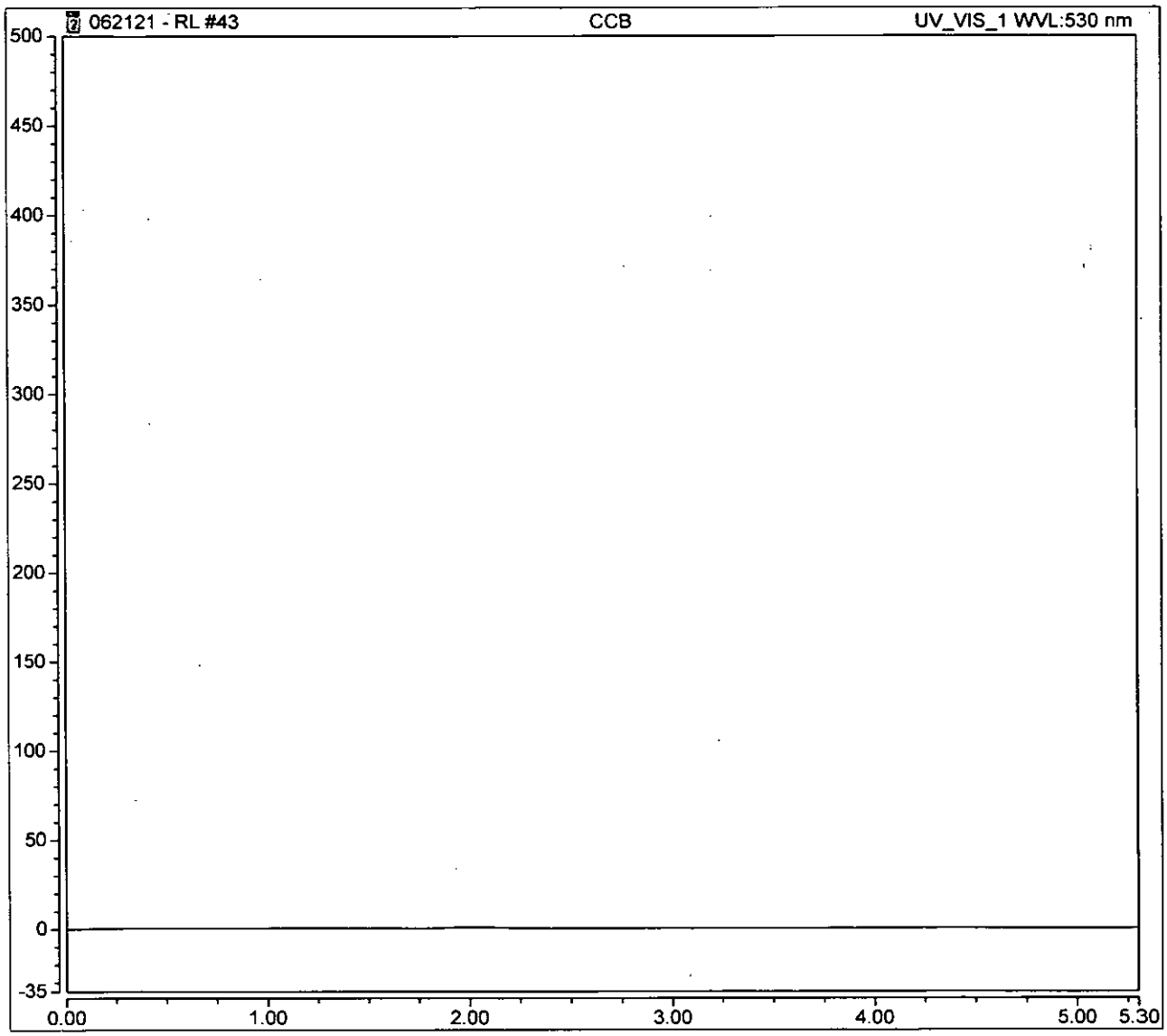

Logged on User: ALRCE.GENCHEM02
Instrument: IC#8
Sequence: 062121 - RL

Peak Integration Report

Sample Name:	**R2105815-001**	*Inj. Vol.:*	**100.00**
Injection Type:	**Unknown**	*Dilution Factor:*	**1.0000**
Processing Method:	**8-062121RL**	*Injection Number:*	**44**
Inj. Date / Time:	**21-Jun-2021 / 21:11**	*Sample Comment:*	**7199**

No.	Time min	Peak Name	Peak Type	Area mAU*min	Height mAU	Amount n.a.

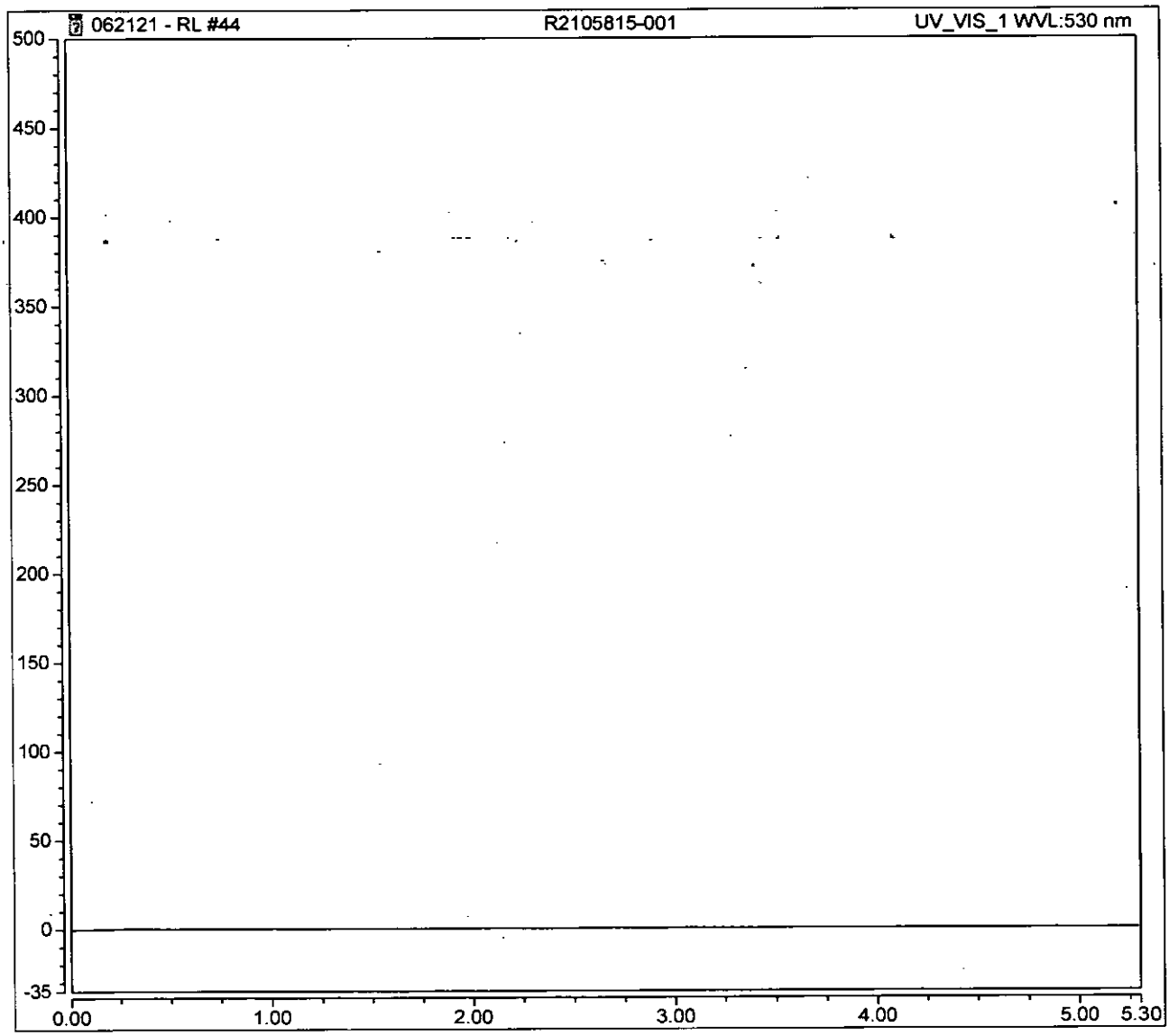

Chromeleon (c) Dionex 1996-2009
Version 7.1.1.1127

Logged on User: ALRCE.GENCHEM02
Instrument: IC#8
Sequence: 062121 - RL

Peak Integration Report

Sample Name:	**R2105815-001**	*Inj. Vol.:*	**100.00**
Injection Type:	**Unknown**	*Dilution Factor:*	**1.0000**
Processing Method:	**8-062121RL**	*Injection Number:*	**45**
Inj. Date / Time:	**21-Jun-2021 / 21:20**	*Sample Comment:*	**7199 REPLICATE**

No.	Time min	Peak Name	Peak Type	Area mAU*min	Height mAU	Amount n.a.

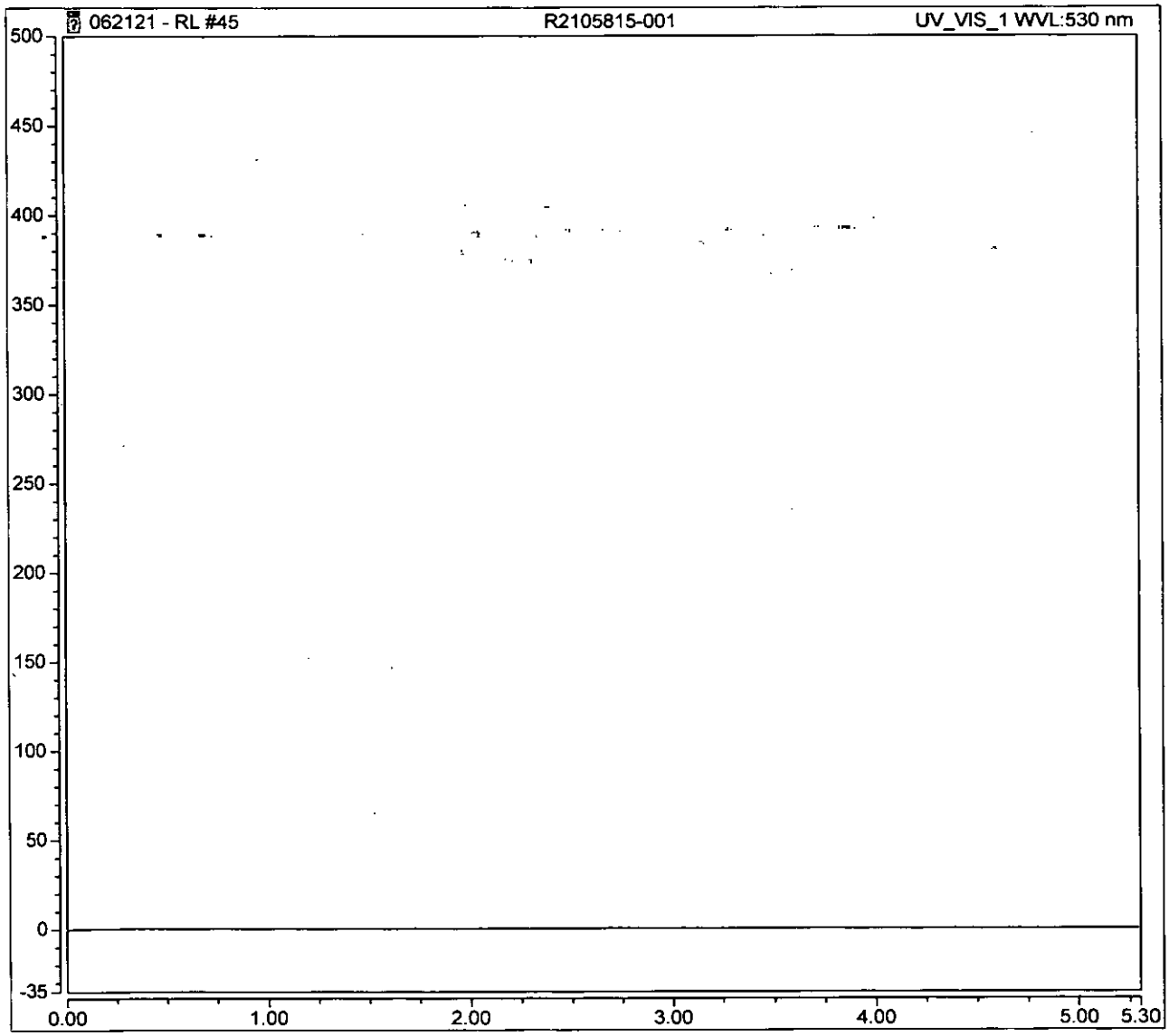

Logged on User: ALRCE.GENCHEM02
Instrument: IC#8
Sequence: 062121 - RL

Peak Integration Report

Sample Name:	**R2105887-001**	*Inj. Vol.:*	**100.00**
Injection Type:	**Unknown**	*Dilution Factor:*	**1.0000**
Processing Method:	**8-062121RL**	*Injection Number:*	**46**
Inj. Date / Time:	**21-Jun-2021 / 21:27**	*Sample Comment:*	**7199**

No.	Time min	Peak Name	Peak Type	Area mAU*min	Height mAU	Amount n.a.

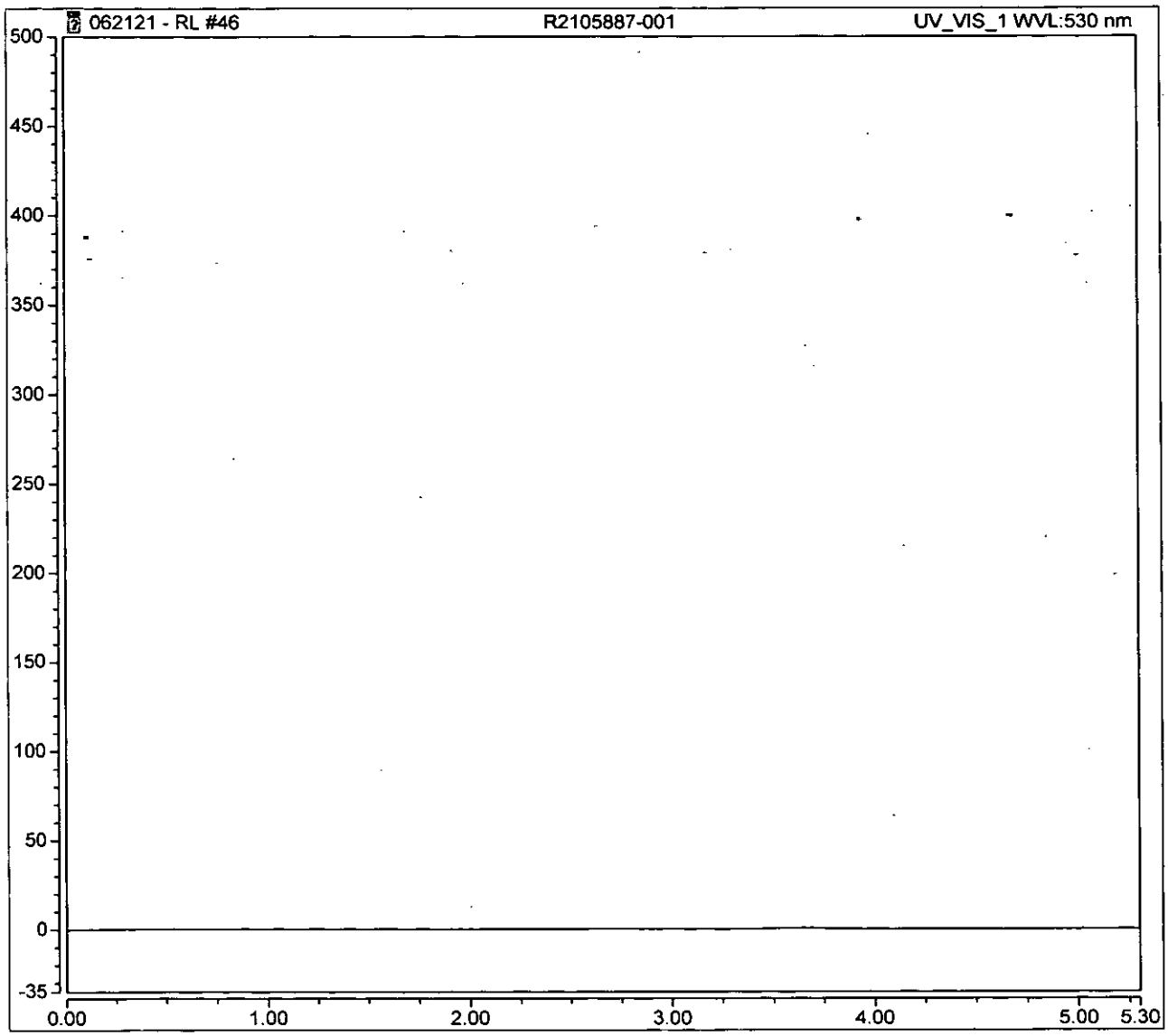

Logged on User: ALRCE.GENCHEM02
Instrument: IC#8
Sequence: 062121 - RL

Peak Integration Report

Sample Name:	R2105887-001	*Inj. Vol.:*	100.00
Injection Type:	Unknown	*Dilution Factor:*	1.0000
Processing Method:	8-062121RL	*Injection Number:*	47
Inj. Date / Time:	21-Jun-2021 / 21:36	*Sample Comment:*	7199 REPLICATE

No.	Time min	Peak Name	Peak Type	Area mAU*min	Height mAU	Amount n.a.

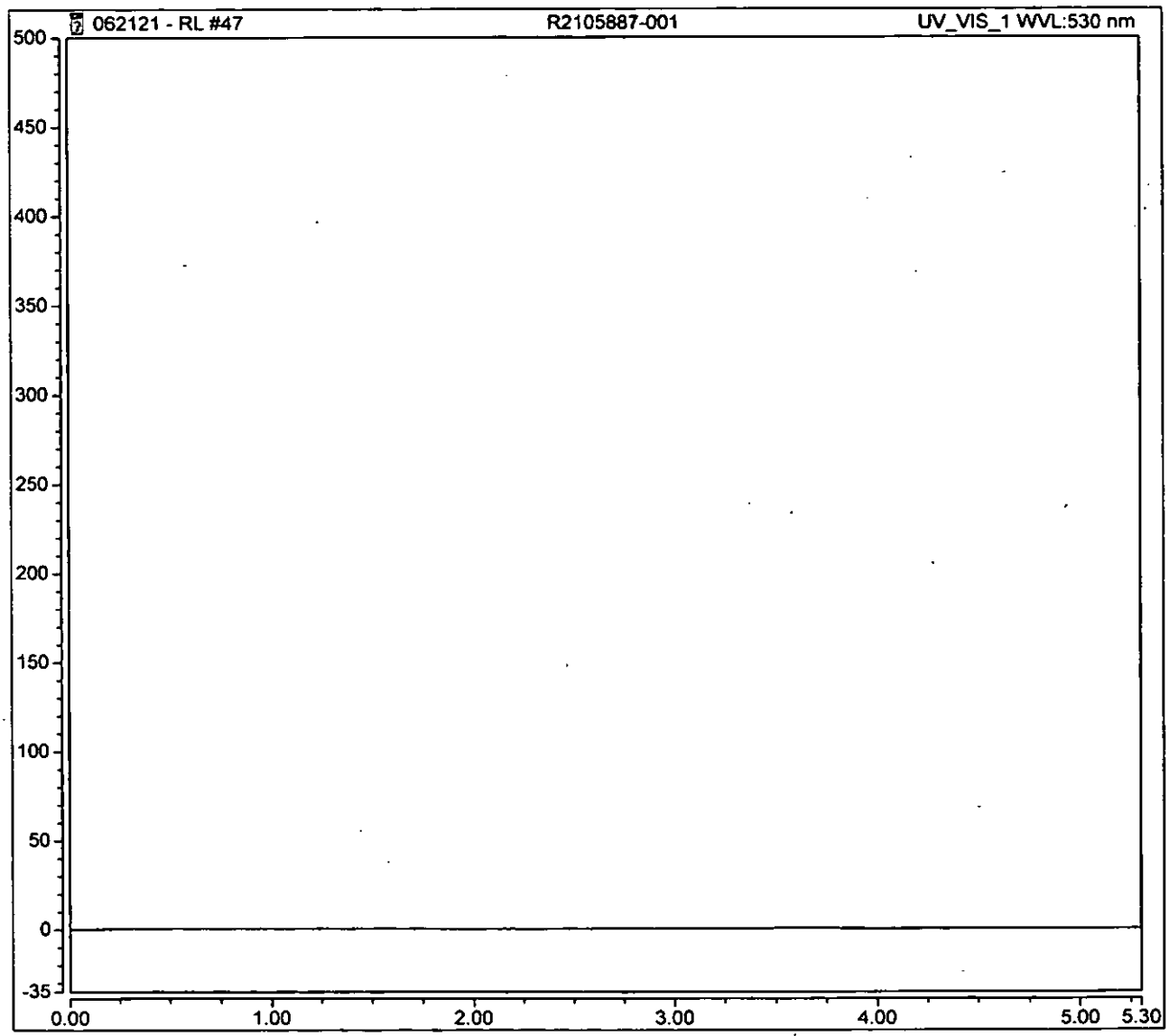

Logged on User: ALRCE.GENCHEM02
Instrument: IC#8
Sequence: 062121 - RL

Peak Integration Report

Sample Name:	**R2105887-005**	*Inj. Vol.:*	**100.00**
Injection Type:	**Unknown**	*Dilution Factor:*	**1.0000**
Processing Method:	**8-062121RL**	*Injection Number:*	**48**
Inj. Date / Time:	**21-Jun-2021 / 21:42**	*Sample Comment:*	**7199**

No.	Time min	Peak Name	Peak Type	Area mAU*min	Height mAU	Amount n.a.

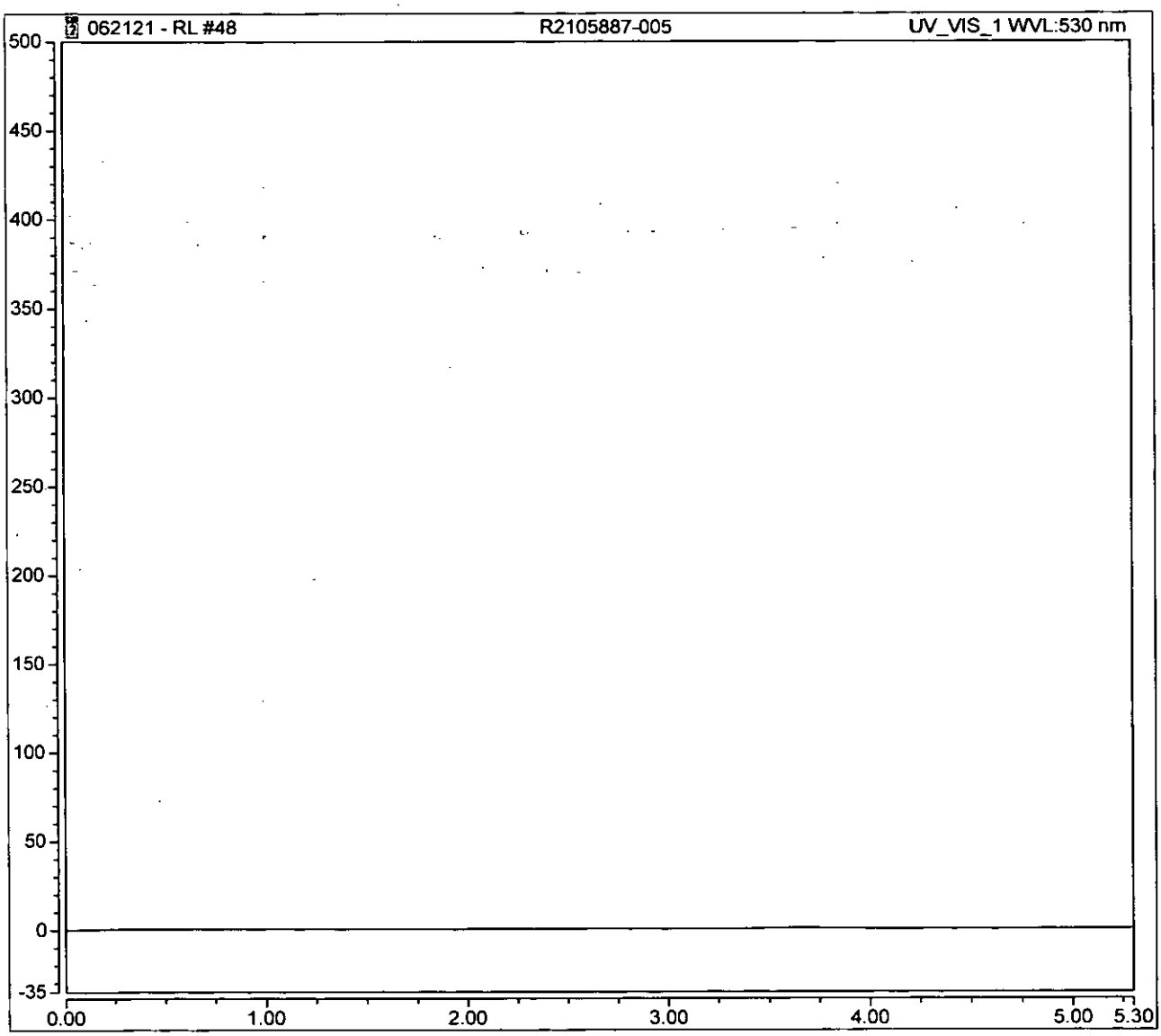

Logged on User: ALRCE.GENCHEM02
Instrument: IC#8
Sequence: 062121 - RL

Peak Integration Report

Sample Name:	**R2105887-005**	*Inj. Vol.:*	**100.00**
Injection Type:	**Unknown**	*Dilution Factor:*	**1.0000**
Processing Method:	**8-062121RL**	*Injection Number:*	**49**
Inj. Date / Time:	**21-Jun-2021 / 21:51**	*Sample Comment:*	**7199 REPLICATE**

No.	Time min	Peak Name	Peak Type	Area mAU*min	Height mAU	Amount n.a.

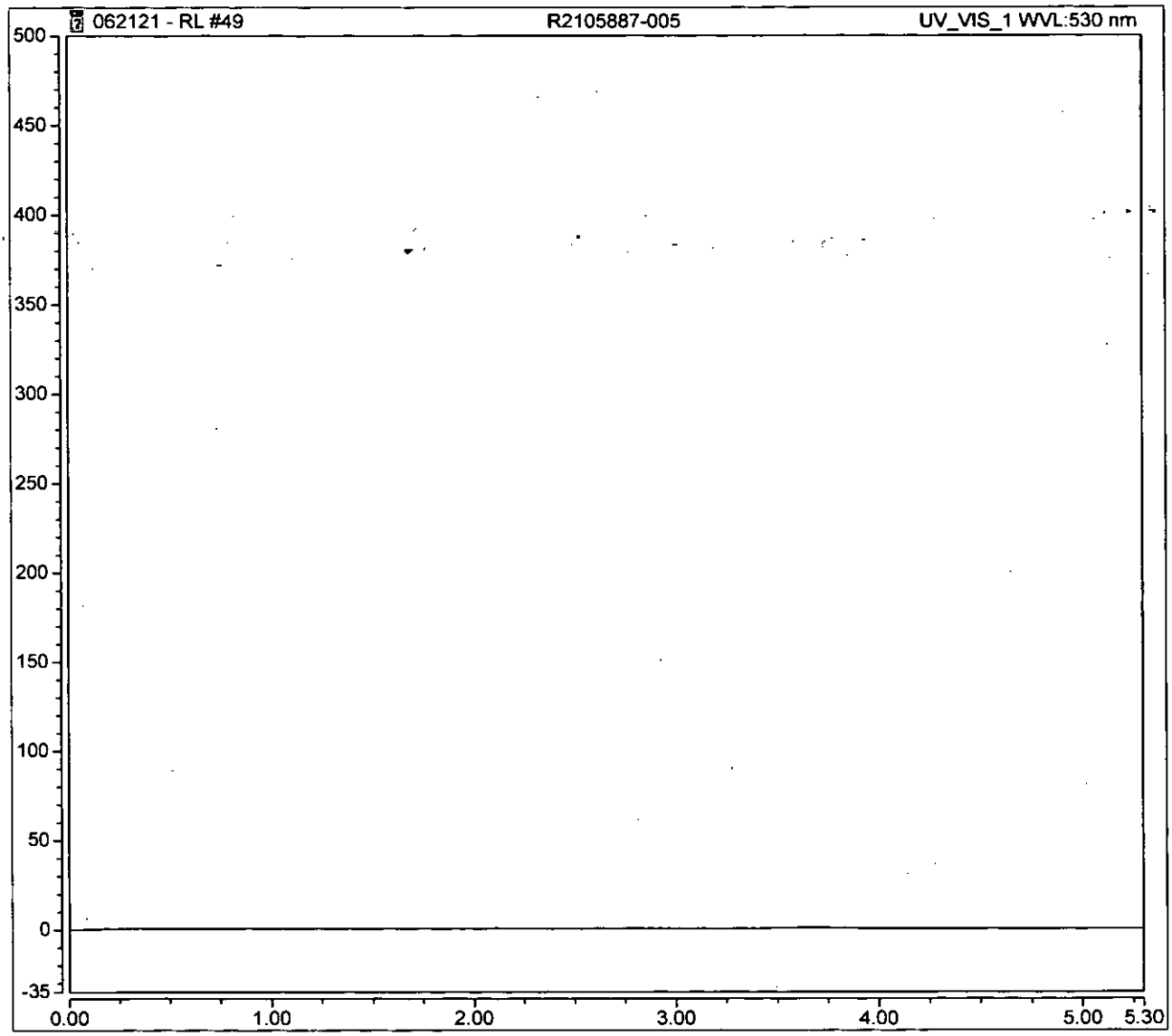

Logged on User: ALRCE.GENCHEM02
Instrument: IC#8
Sequence: 062121 - RL

Peak Integration Report

Sample Name:	**R2105887-006**	*Inj. Vol.:*	**100.00**
Injection Type:	**Unknown**	*Dilution Factor:*	**1.0000**
Processing Method:	**8-062121RL**	*Injection Number:*	**50**
Inj. Date / Time:	**21-Jun-2021 / 21:58**	*Sample Comment:*	**7199**

No.	Time min	Peak Name	Peak Type	Area mAU*min	Height mAU	Amount ppm
1	3.61	Cr(VI)	BMB	0.306	1.020	0.00254

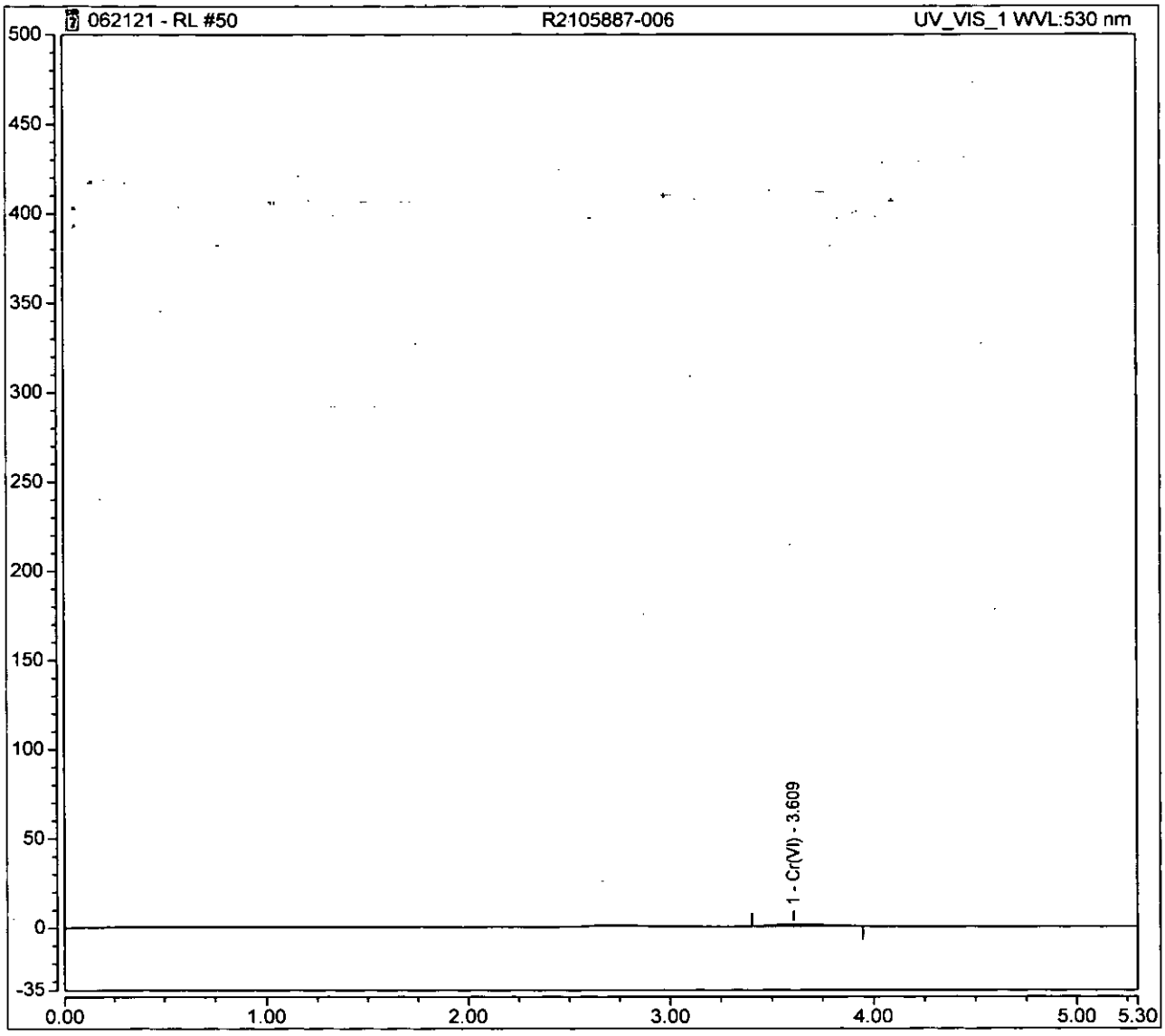

Logged on User: ALRCE.GENCHEM02
Instrument: IC#8
Sequence: 062121 - RL

Peak Integration Report

Sample Name:	**R2105887-006**	*Inj. Vol.:*	**100.00**
Injection Type:	**Unknown**	*Dilution Factor:*	**1.0000**
Processing Method:	**8-062121RL**	*Injection Number:*	**51**
Inj. Date / Time:	**21-Jun-2021 / 22:07**	*Sample Comment:*	**7199 REPLICATE**

No.	Time min	Peak Name	Peak Type	Area mAU*min	Height mAU	Amount ppm
1	3.60	Cr(VI)	BMB	0.308	1.023	0.00256

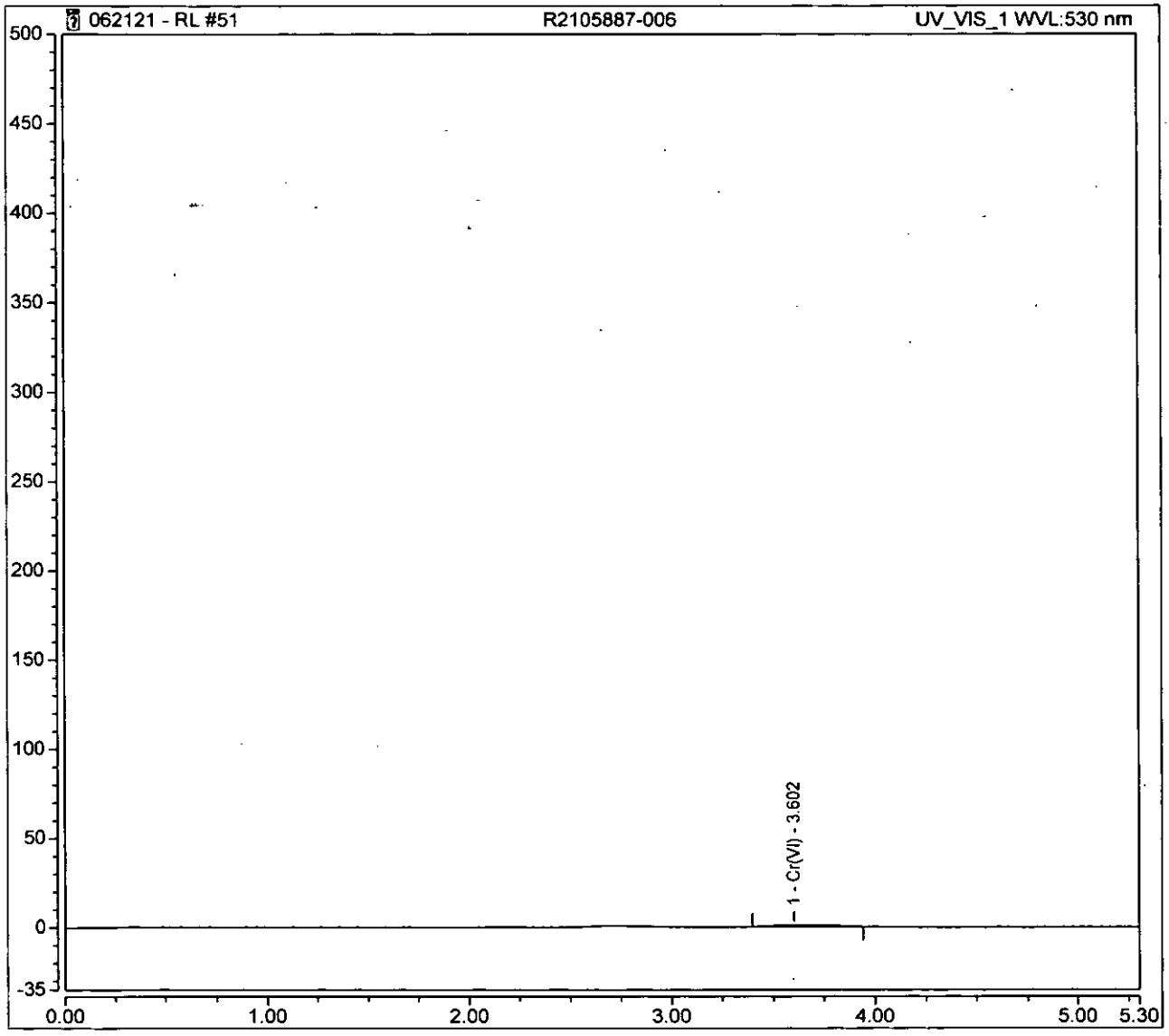

Logged on User: ALRCE.GENCHEM02
Instrument: IC#8
Sequence: 062121 - RL

Peak Integration Report

Sample Name:	**R2105887-008**	*Inj. Vol.:*	**100.00**
Injection Type:	**Unknown**	*Dilution Factor:*	**1.0000**
Processing Method:	**8-062121RL**	*Injection Number:*	**52**
Inj. Date / Time:	**21-Jun-2021 / 22:13**	*Sample Comment:*	**7199**

No.	Time min	Peak Name	Peak Type	Area mAU*min	Height mAU	Amount n.a.

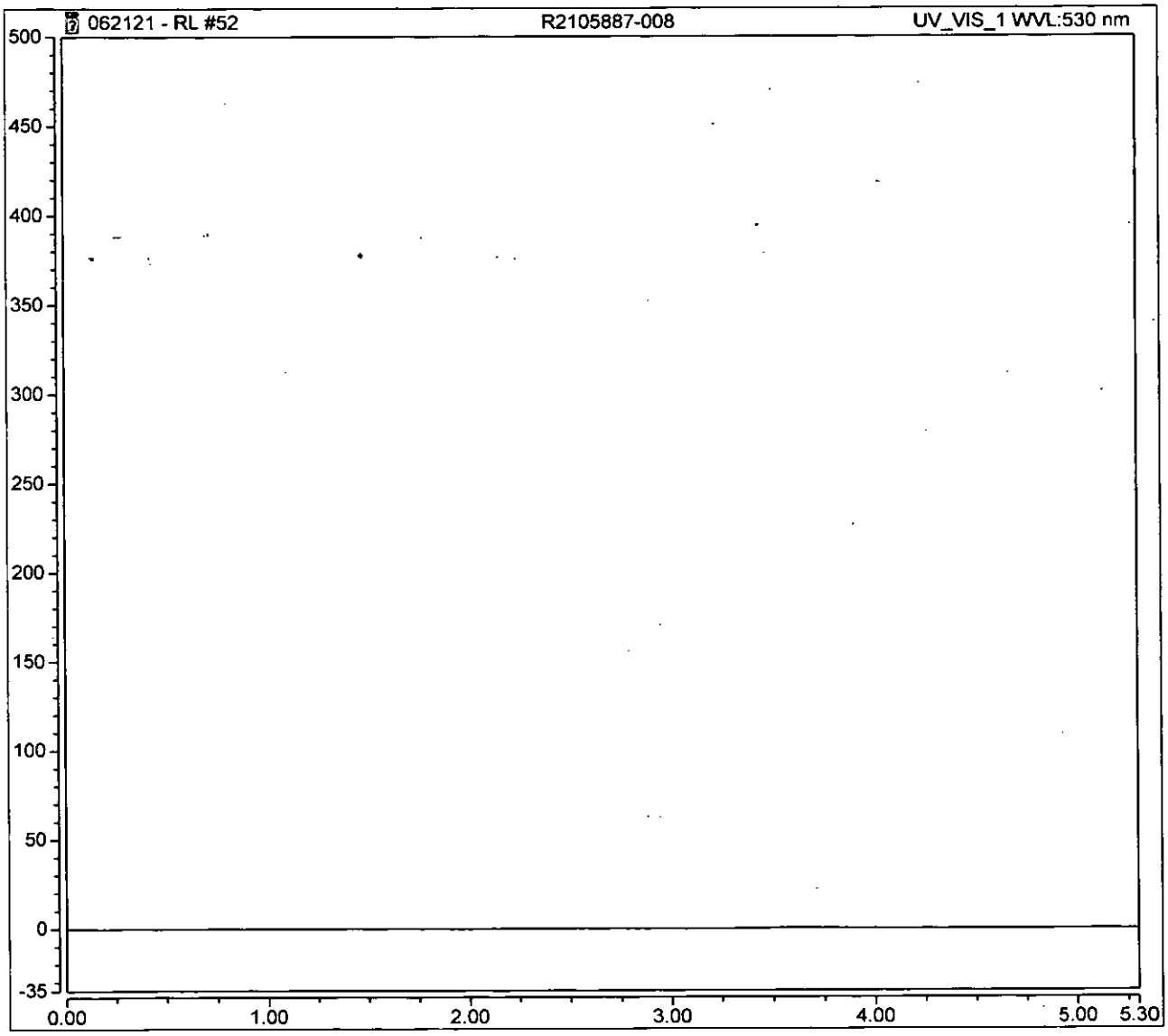

Logged on User: ALRCE.GENCHEM02
Instrument: IC#8
Sequence: 062121 - RL

Peak Integration Report

Sample Name:	**R2105887-008**	*Inj. Vol.:*	**100.00**
Injection Type:	**Unknown**	*Dilution Factor:*	**1.0000**
Processing Method:	**8-062121RL**	*Injection Number:*	**53**
Inj. Date / Time:	**21-Jun-2021 / 22:22**	*Sample Comment:*	**7199 REPLICATE**

No.	Time min	Peak Name	Peak Type	Area mAU*min	Height mAU	Amount n.a.

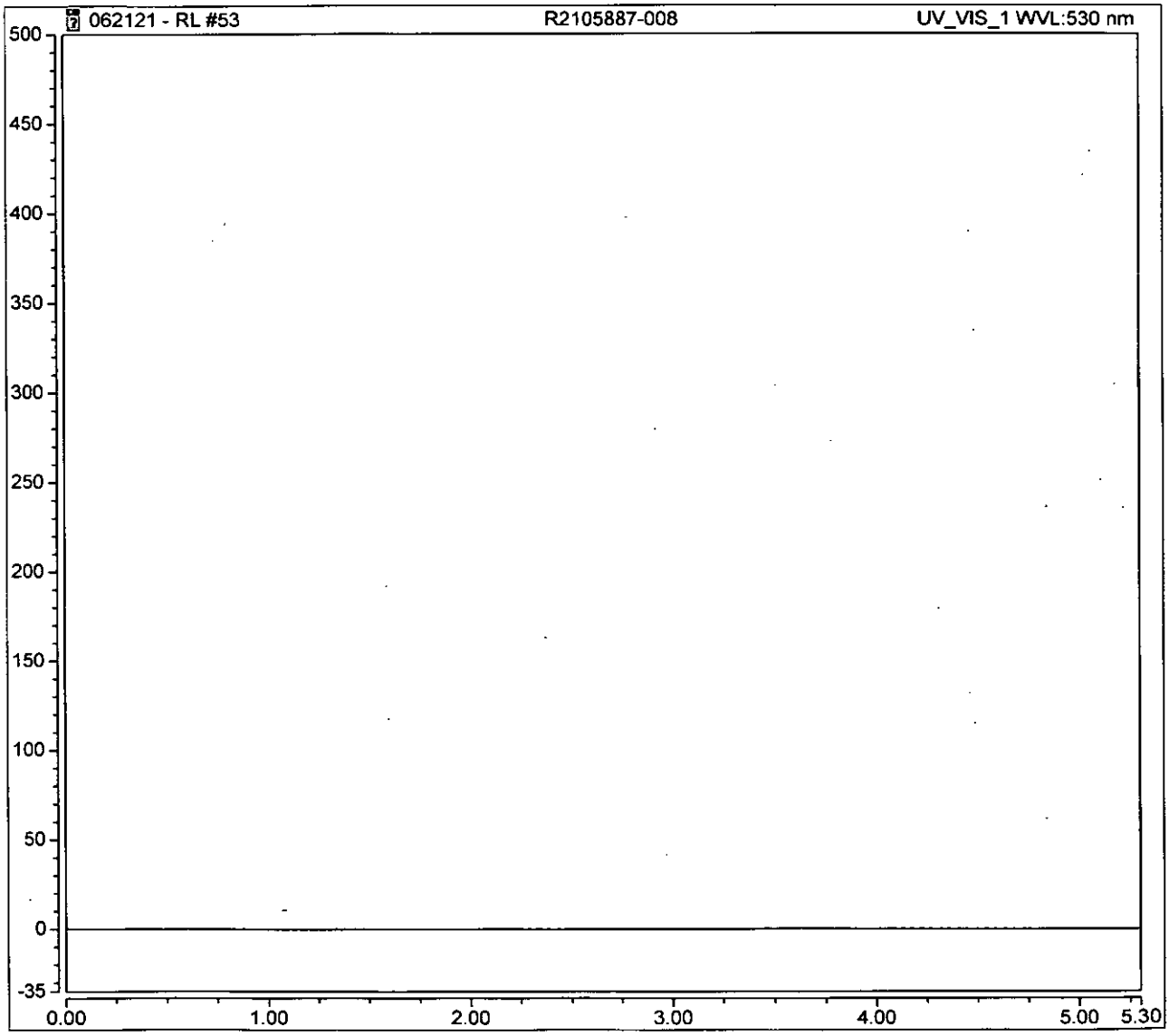

Logged on User: ALRCE.GENCHEM02
Instrument: IC#8
Sequence: 062121 - RL

Peak Integration Report

Sample Name:	**CCV**	*Inj. Vol.:*	**100.00**
Injection Type:	**Unknown**	*Dilution Factor:*	**1.0000**
Processing Method:	**8-062121RL**	*Injection Number:*	**54**
Inj. Date / Time:	**21-Jun-2021 / 22:29**	*Sample Comment:*	**7199/218.6 RL**

No.	Time min	Peak Name	Peak Type	Area mAU*min	Height mAU	Amount ppm
1	3.76	Cr(VI)	BMB	57.427	195.909	0.49291

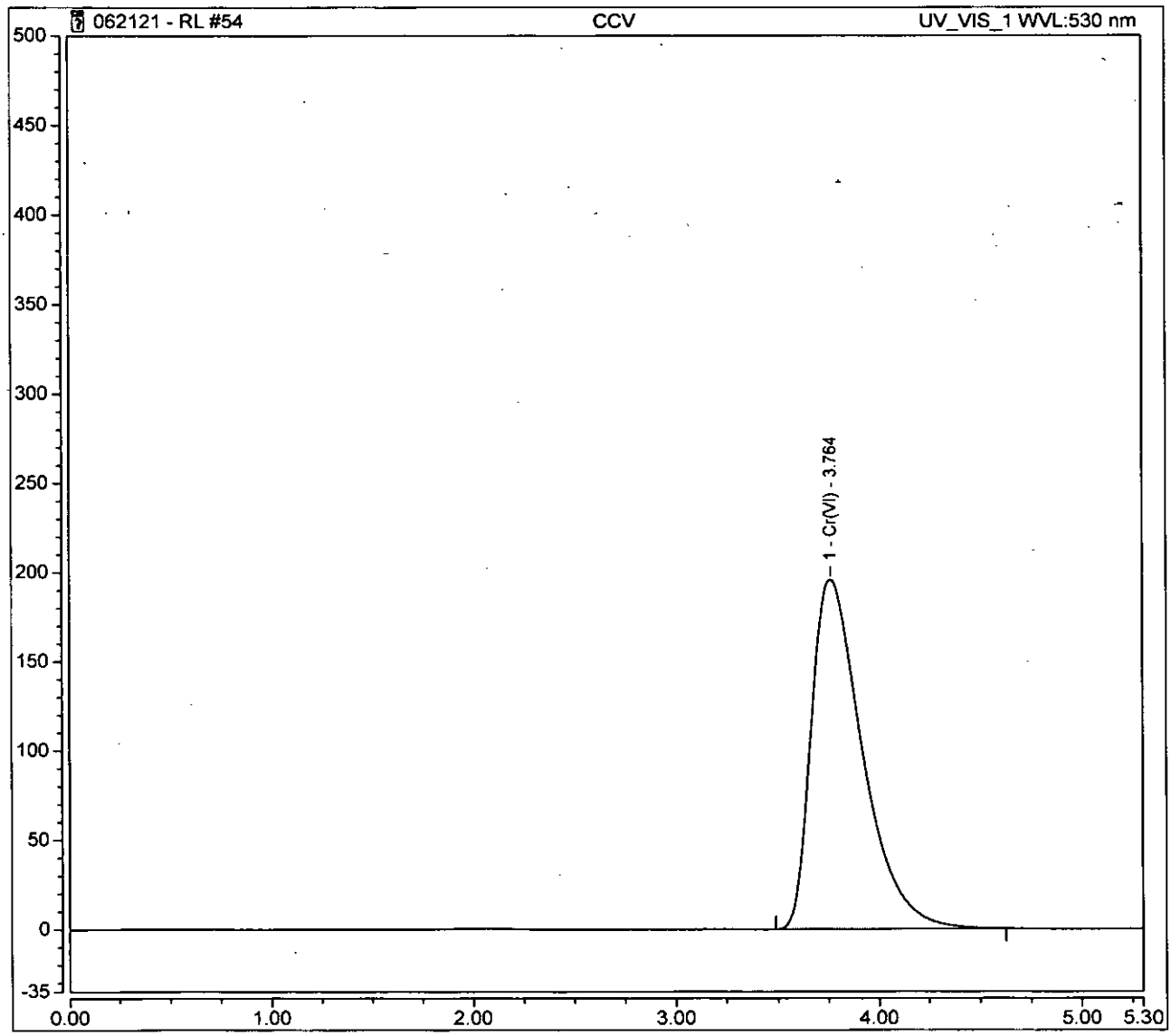

Logged on User: ALRCE.GENCHEM02
Instrument: IC#8
Sequence: 062121 - RL

Peak Integration Report

Sample Name:	CCB	*Inj. Vol.:*	100.00
Injection Type:	Unknown	*Dilution Factor:*	1.0000
Processing Method:	8-062121RL	*Injection Number:*	55
Inj. Date / Time:	21-Jun-2021 / 22:39	*Sample Comment:*	7199/218.6 RL

No.	Time min	Peak Name	Peak Type	Area mAU*min	Height mAU	Amount n.a.

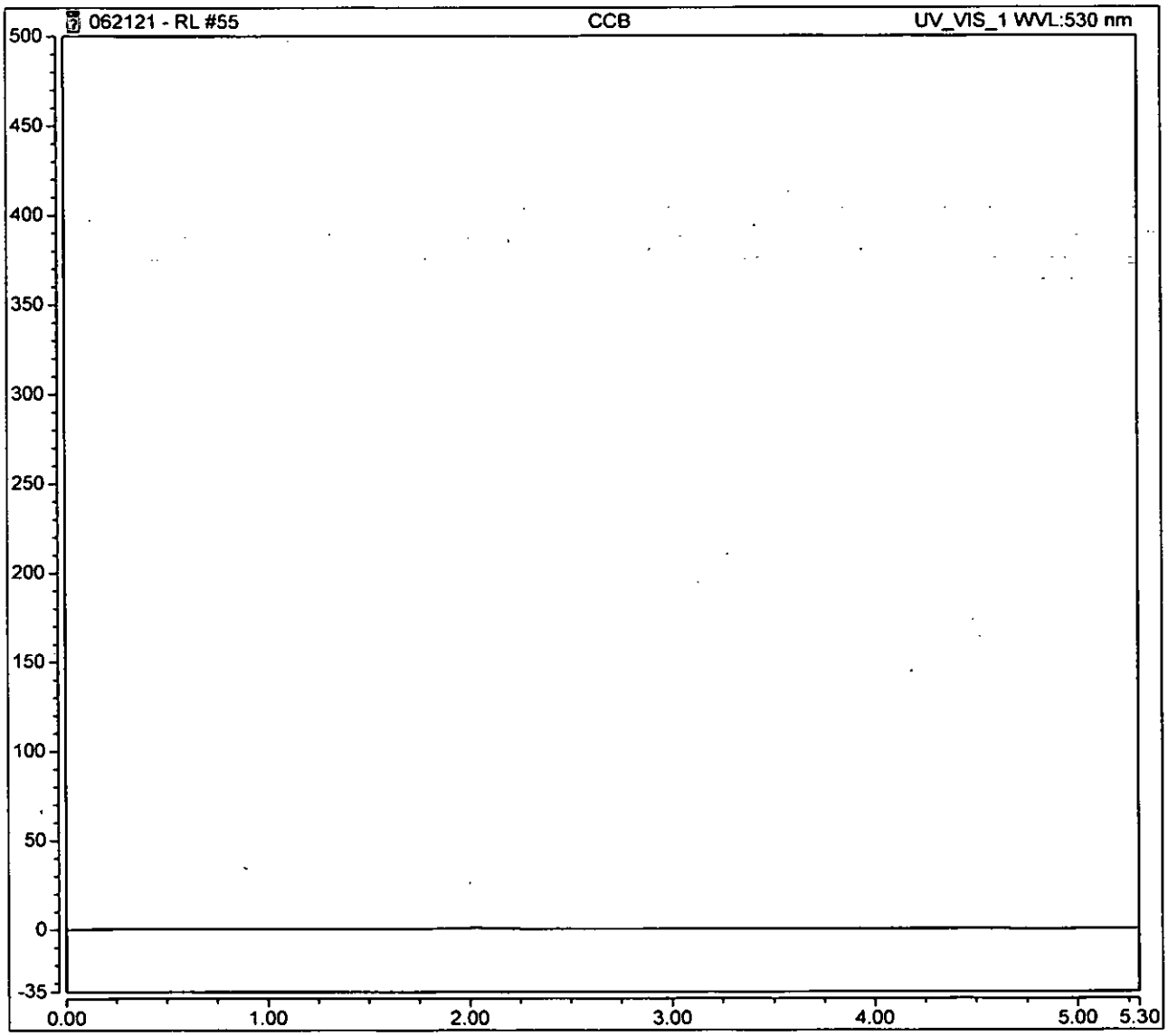

Logged on User: ALRCE.GENCHEM02
Instrument: IC#8
Sequence: 062121 - RL

Peak Integration Report

Sample Name:	**R2105887-010**	*Inj. Vol.:*	**100.00**
Injection Type:	**Unknown**	*Dilution Factor:*	**1.0000**
Processing Method:	**8-062121RL**	*Injection Number:*	**56**
Inj. Date / Time:	**21-Jun-2021 / 22:49**	*Sample Comment:*	**7199**

No..	Time min	Peak Name	Peak Type	Area mAU*min	Height mAU	Amount n.a.

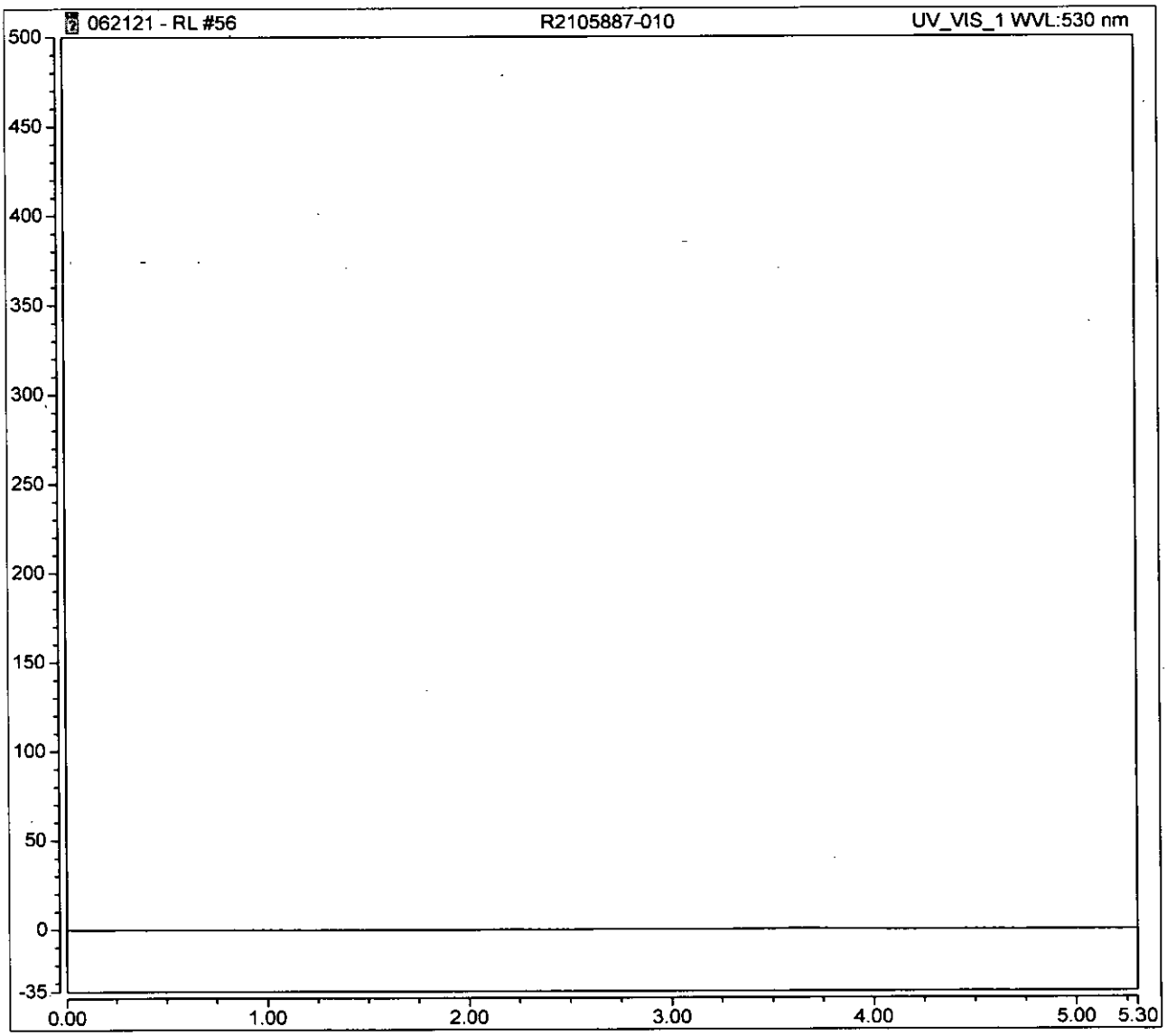

Logged on User: ALRCE.GENCHEM02
Instrument: IC#8
Sequence: 062121 - RL

Peak Integration Report

Sample Name:	**R2105887-010**	*Inj. Vol.:*	**100.00**
Injection Type:	**Unknown**	*Dilution Factor:*	**1.0000**
Processing Method:	**8-062121RL**	*Injection Number:*	**57**
Inj. Date / Time:	**21-Jun-2021 / 22:58**	*Sample Comment:*	**7199 REPLICATE**

No.	Time min	Peak Name	Peak Type	Area mAU*min	Height mAU	Amount n.a.

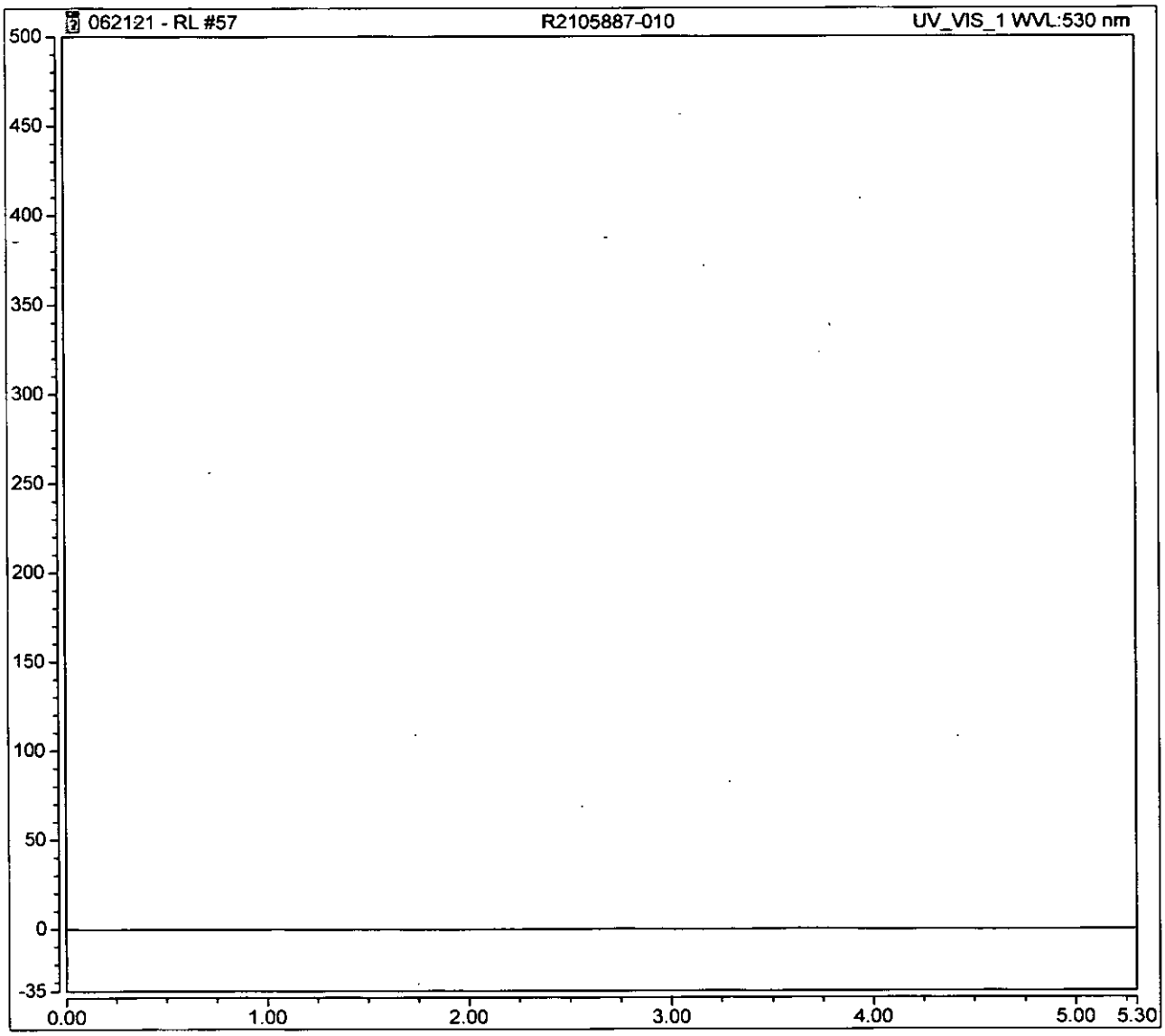

Cr(VI) - RL/Integration

Chromeleon (c) Dionex 1996-2009
Version 7.1.1.1127

Logged on User: ALRCE.GENCHEM02
Instrument: IC#8
Sequence: 062121 - RL

Peak Integration Report

Sample Name:	**R2105887-014**	*Inj. Vol.:*	**100.00**
Injection Type:	**Unknown**	*Dilution Factor:*	**1.0000**
Processing Method:	**8-062121RL**	*Injection Number:*	**58**
Inj. Date / Time:	**21-Jun-2021 / 23:05**	*Sample Comment:*	**7199**

No.	Time min	Peak Name	Peak Type	Area mAU*min	Height mAU	Amount n.a.

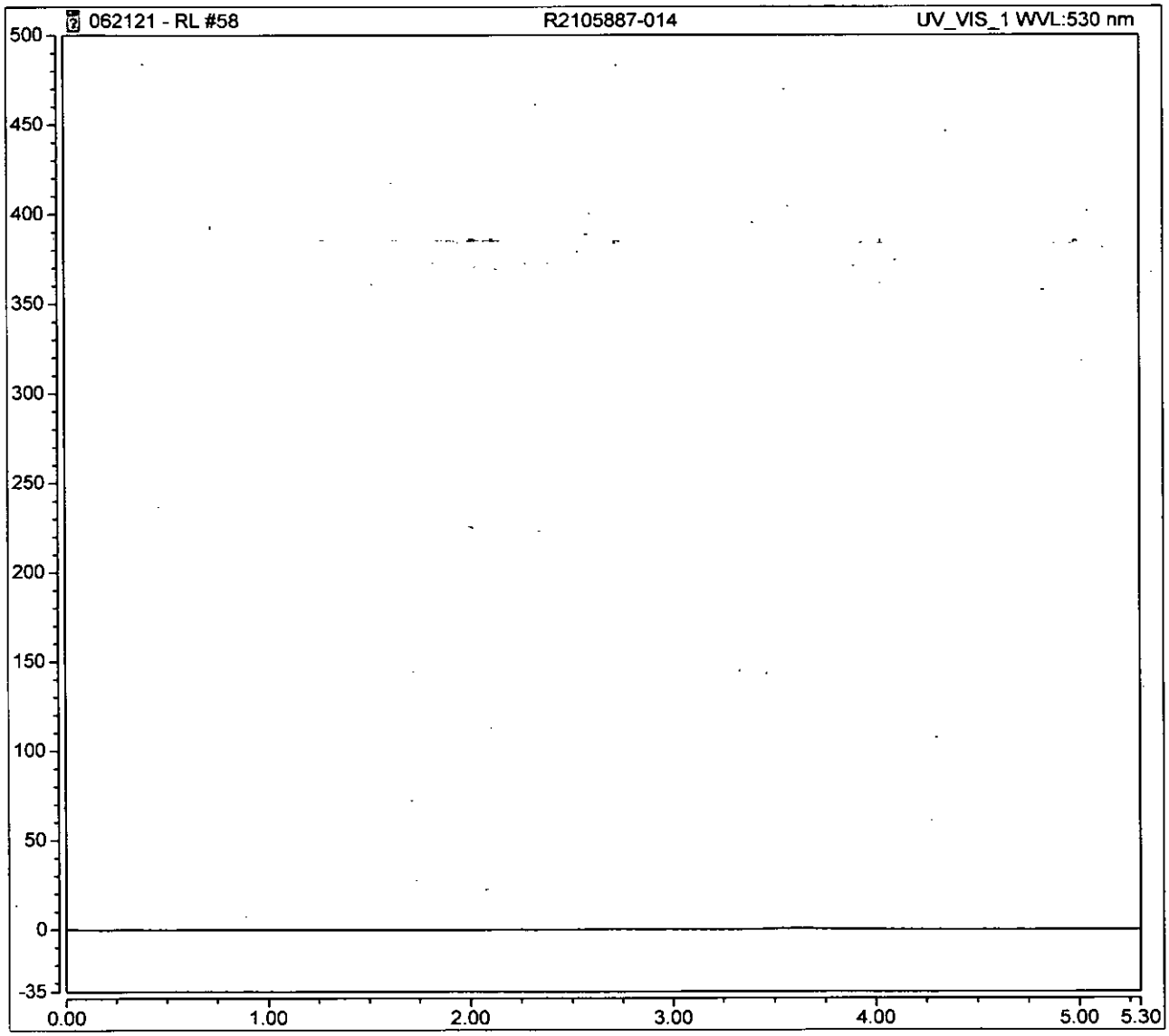

Cr(VI) - RL/Integration

Chromeleon (c) Dionex 1996-2009
Version 7.1.1.1127

Logged on User: ALRCE.GENCHEM02
Instrument: IC#8
Sequence: 062121 - RL

Peak Integration Report

Sample Name:	**R2105887-014**	*Inj. Vol.:*	**100.00**
Injection Type:	**Unknown**	*Dilution Factor:*	**1.0000**
Processing Method:	**8-062121RL**	*Injection Number:*	**59**
Inj. Date / Time:	**21-Jun-2021 / 23:13**	*Sample Comment:*	**7199 REPLICATE**

No.	Time min	Peak Name	Peak Type	Area mAU*min	Height mAU	Amount ppm
1	3.64	Cr(VI)	BMB	0.120	0.465	0.00094

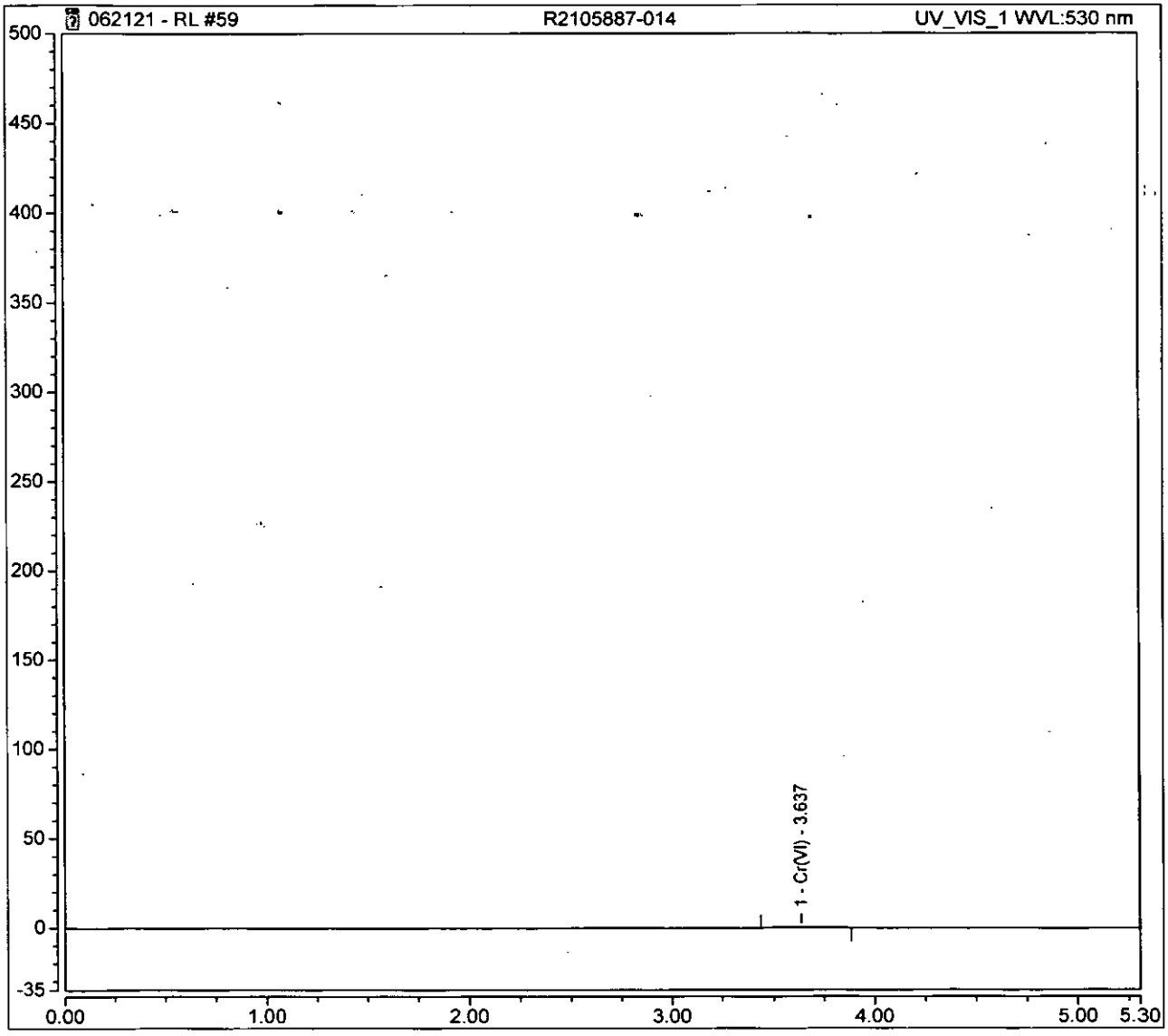

Logged on User: ALRCE.GENCHEM02
Instrument: IC#8
Sequence: 062121 - RL

Peak Integration Report

Sample Name:	**R2105887-016**	*Inj. Vol.:*	**100.00**
Injection Type:	**Unknown**	*Dilution Factor:*	**1.0000**
Processing Method:	**8-062121RL**	*Injection Number:*	**60**
Inj. Date / Time:	**21-Jun-2021 / 23:20**	*Sample Comment:*	**7199**

No.	Time min	Peak Name	Peak Type	Area mAU*min	Height mAU	Amount ppm
1	3.64	Cr(VI)	BMB	0.137	0.532	0.00110

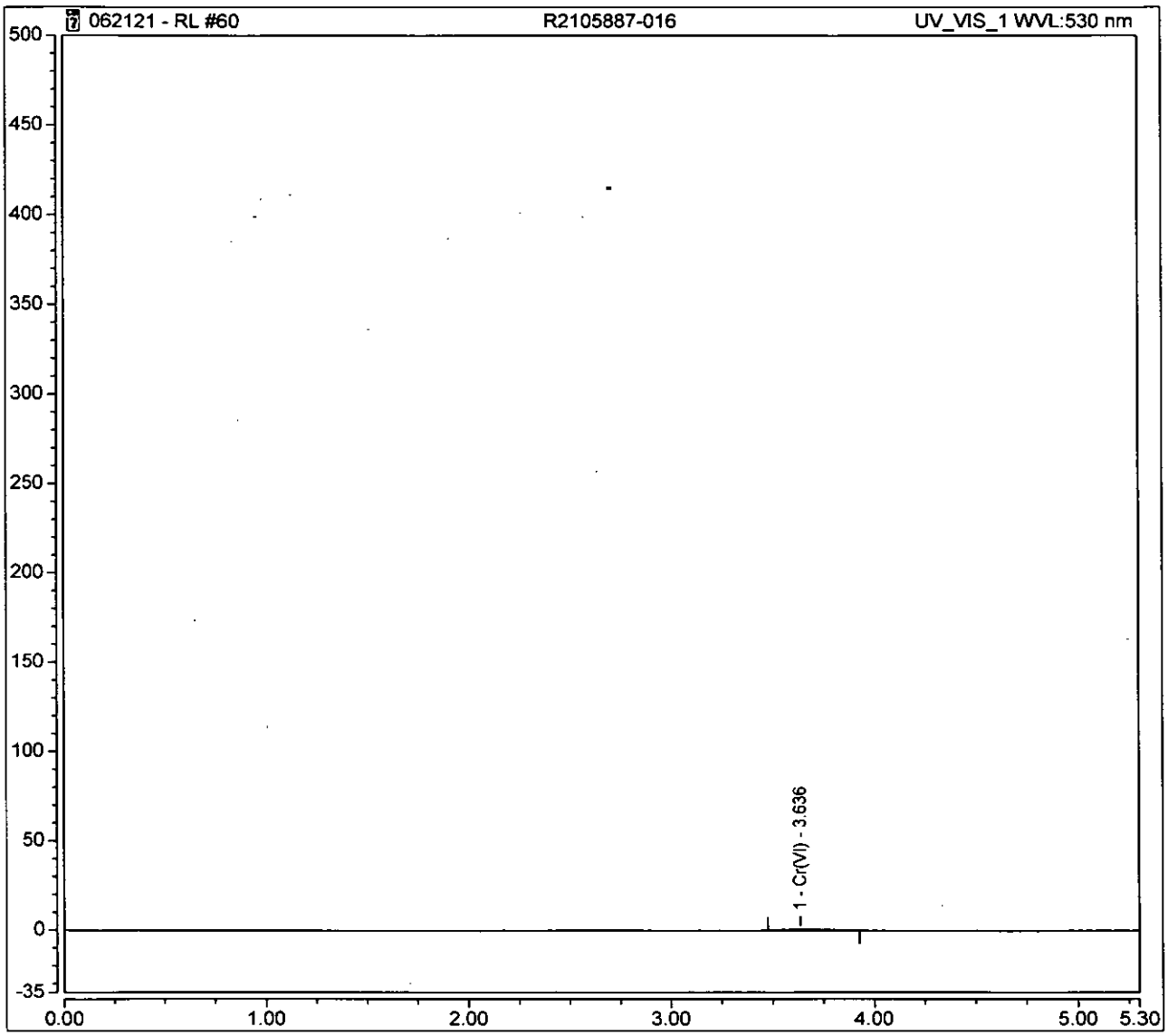

Logged on User: ALRCE.GENCHEM02
Instrument: IC#8
Sequence: 062121 - RL

Peak Integration Report

Sample Name:	**R2105887-016**	*Inj. Vol.:*	**100.00**
Injection Type:	**Unknown**	*Dilution Factor:*	**1.0000**
Processing Method:	**8-062121RL**	*Injection Number:*	**61**
Inj. Date / Time:	**21-Jun-2021 / 23:29**	*Sample Comment:*	**7199 REPLICATE**

No.	Time min	Peak Name	Peak Type	Area mAU*min	Height mAU	Amount n.a.

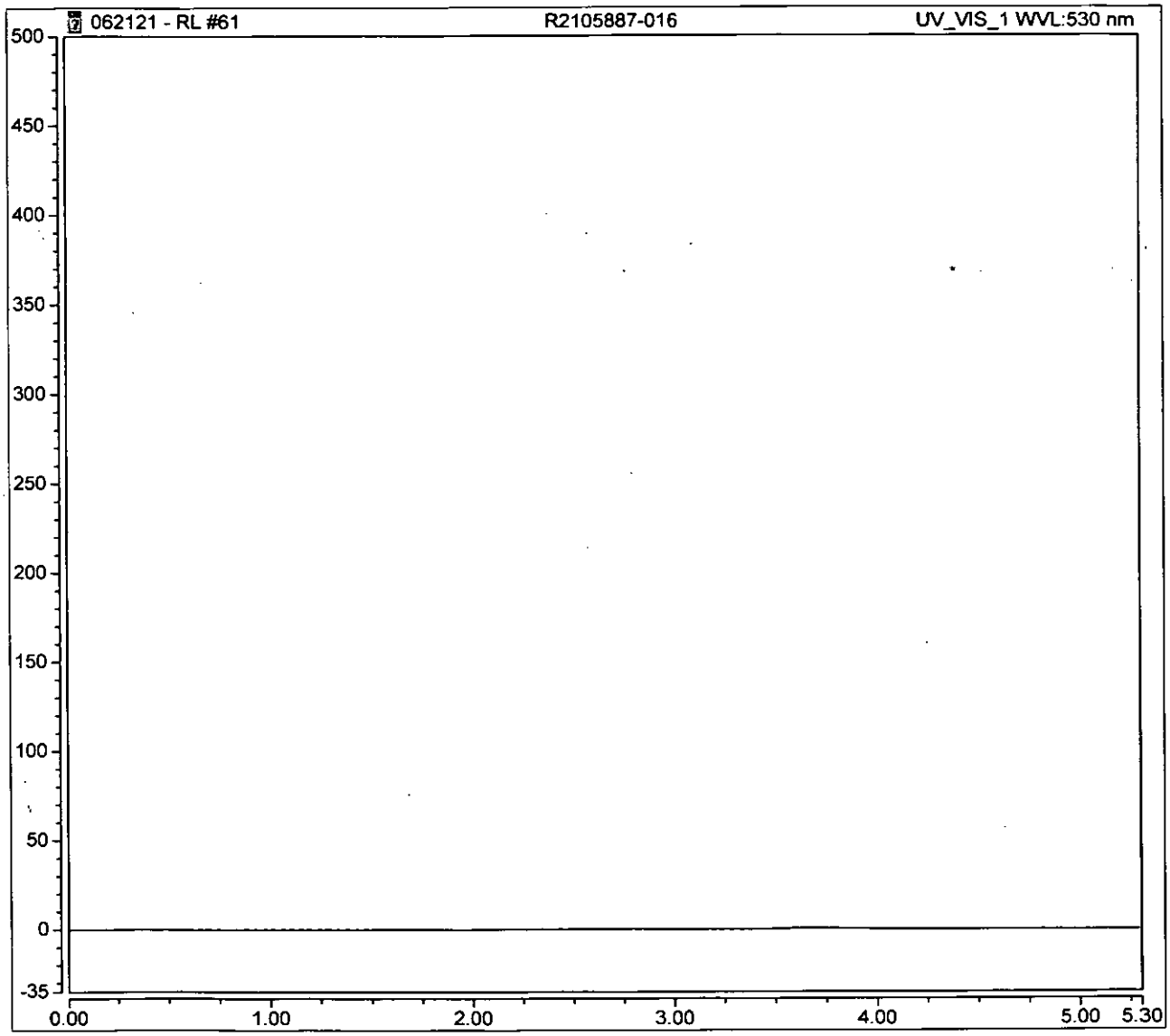

Logged on User: ALRCE.GENCHEM02
Instrument: IC#8
Sequence: 062121 - RL

Peak Integration Report

Sample Name:	**SOIL METHOD BLANK**	*Inj. Vol.:*	**100.00**
Injection Type:	**Unknown**	*Dilution Factor:*	**1.0000**
Processing Method:	**8-062121RL**	*Injection Number:*	**62**
Inj. Date / Time:	**21-Jun-2021 / 23:36**	*Sample Comment:*	**7199**

No.	Time min	Peak Name	Peak Type	Area mAU*min	Height mAU	Amount n.a.

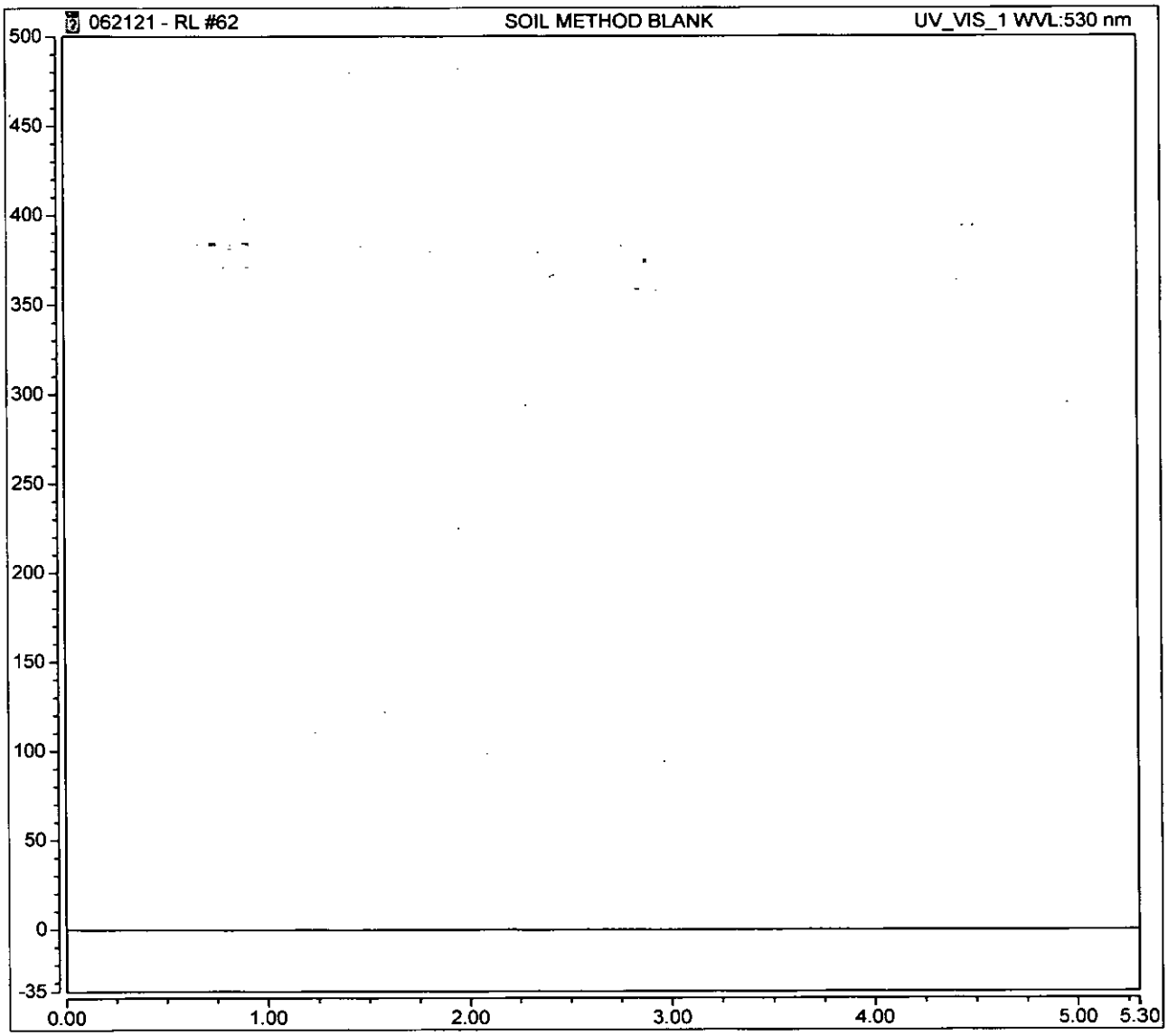

Logged on User: ALRCE.GENCHEM02
Instrument: IC#8
Sequence: 062121 - RL

Peak Integration Report

Sample Name:	**SOIL METHOD BLANK**	*Inj. Vol.:*	**100.00**
Injection Type:	**Unknown**	*Dilution Factor:*	**1.0000**
Processing Method:	**8-062121RL**	*Injection Number:*	**63**
Inj. Date / Time:	**21-Jun-2021 / 23:45**	*Sample Comment:*	**7199 REPLICATE**

No.	Time min	Peak Name	Peak Type	Area mAU*min	Height mAU	Amount n.a.

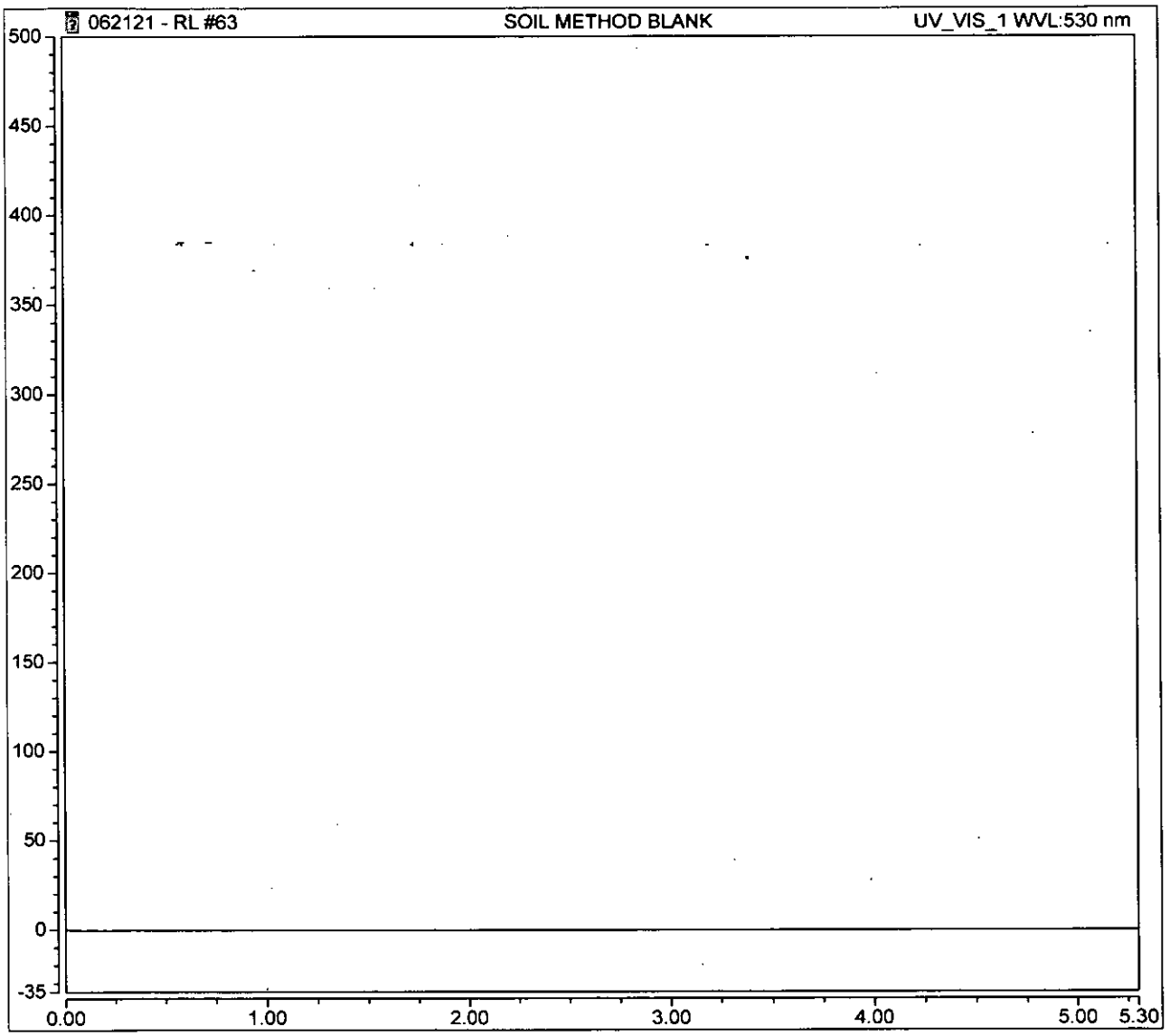

Logged on User: ALRCE.GENCHEM02
Instrument: IC#8
Sequence: 062121 - RL

Peak Integration Report

Sample Name:	**SOIL LCS**	*Inj. Vol.:*	**100.00**
Injection Type:	**Unknown**	*Dilution Factor:*	**20.0000**
Processing Method:	**8-062121RL**	*Injection Number:*	**64**
Inj. Date / Time:	**21-Jun-2021 / 23:51**	*Sample Comment:*	**7199**

No.	Time min	Peak Name	Peak Type	Area mAU*min	Height mAU	Amount ppm
1	3.75	Cr(VI)	BMB	95.858	318.392	16.45645

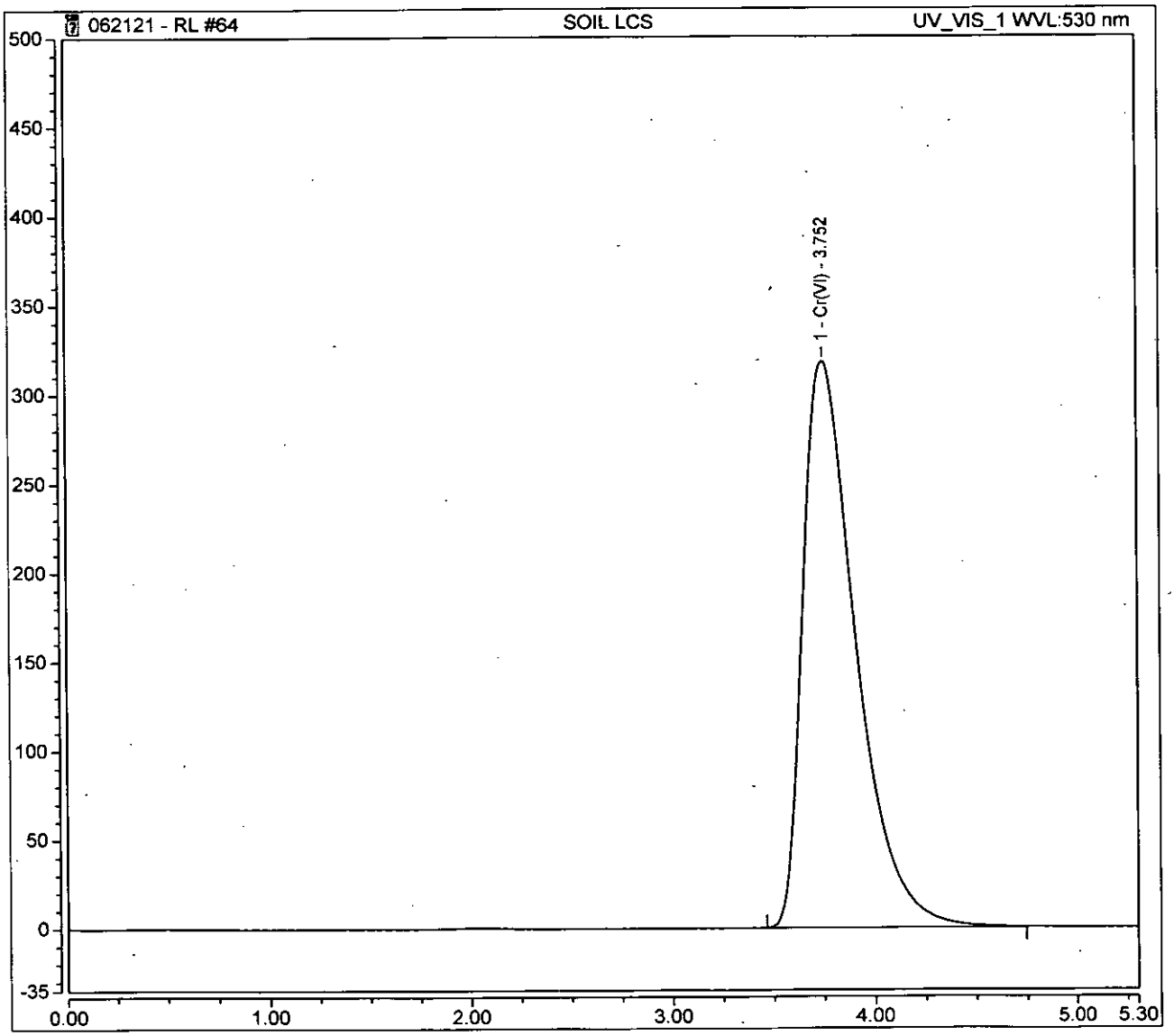

Cr(VI) - RL/Integration

Chromeleon (c) Dionex 1996-2009
Version 7.1.1.1127

Logged on User: ALRCE.GENCHEM02
Instrument: IC#8
Sequence: 062121 - RL

Peak Integration Report

Sample Name:	**SOIL LCS**	*Inj. Vol.:*	**100.00**
Injection Type:	**Unknown**	*Dilution Factor:*	**20.0000**
Processing Method:	**8-062121RL**	*Injection Number:*	**65**
Inj. Date / Time:	**22-Jun-2021 / 00:00**	*Sample Comment:*	**7199 REPLICATE**

No.	Time min	Peak Name	Peak Type	Area mAU*min	Height mAU	Amount ppm
1	3.75	Cr(VI)	BMB	95.905	319.642	16.46447

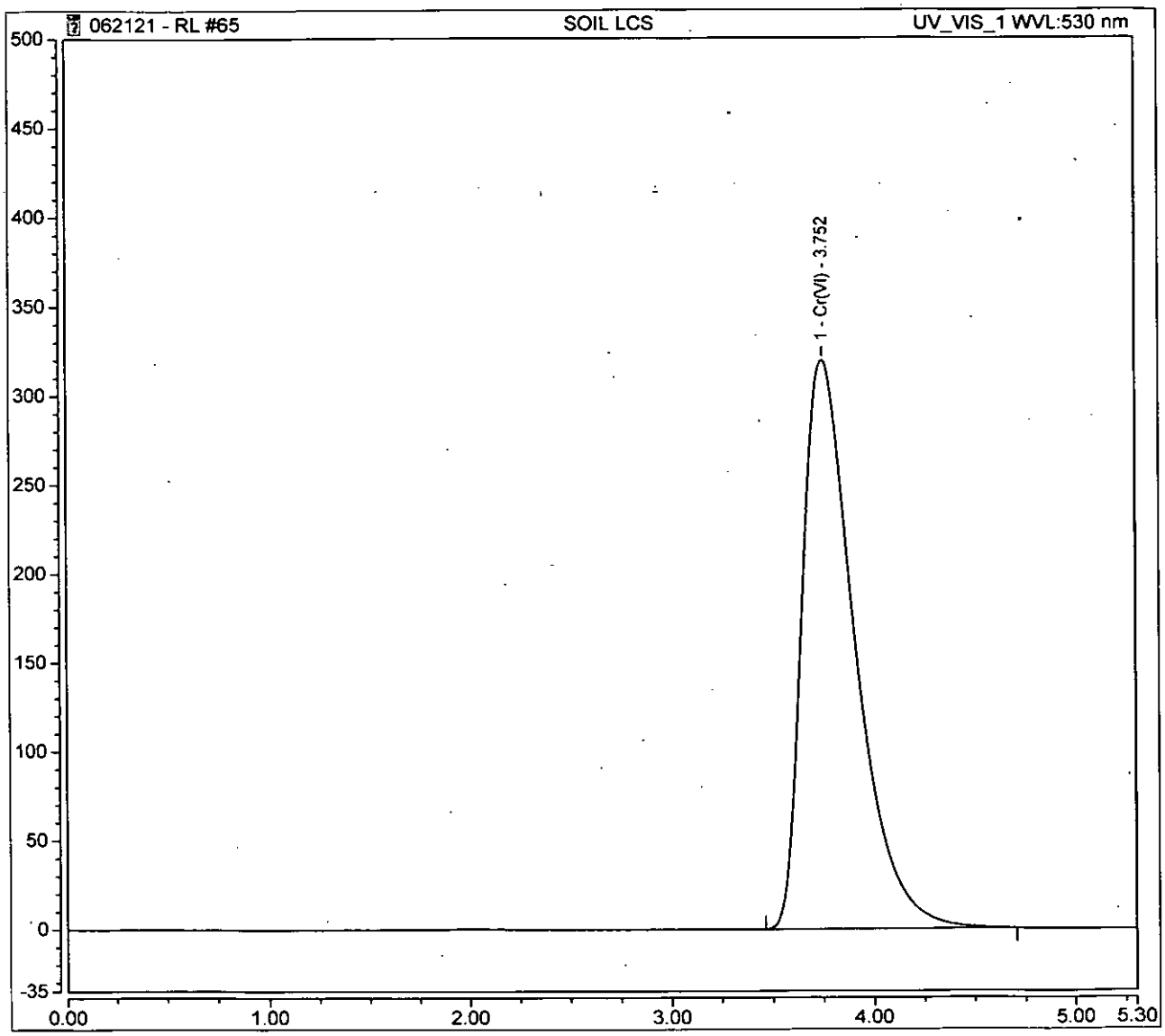

Logged on User: ALRCE.GENCHEM02
Instrument: IC#8
Sequence: 062121 - RL

Peak Integration Report

Sample Name:	CCV	*Inj. Vol.:*	100.00
Injection Type:	Unknown	*Dilution Factor:*	1.0000
Processing Method:	8-062121RL	*Injection Number:*	66
Inj. Date / Time:	22-Jun-2021 / 00:07	*Sample Comment:*	7199/218.6 RL

No.	Time min	Peak Name	Peak Type	Area mAU*min	Height mAU	Amount ppm
1	3.76	Cr(VI)	BMB	57.160	193.009	0.49061

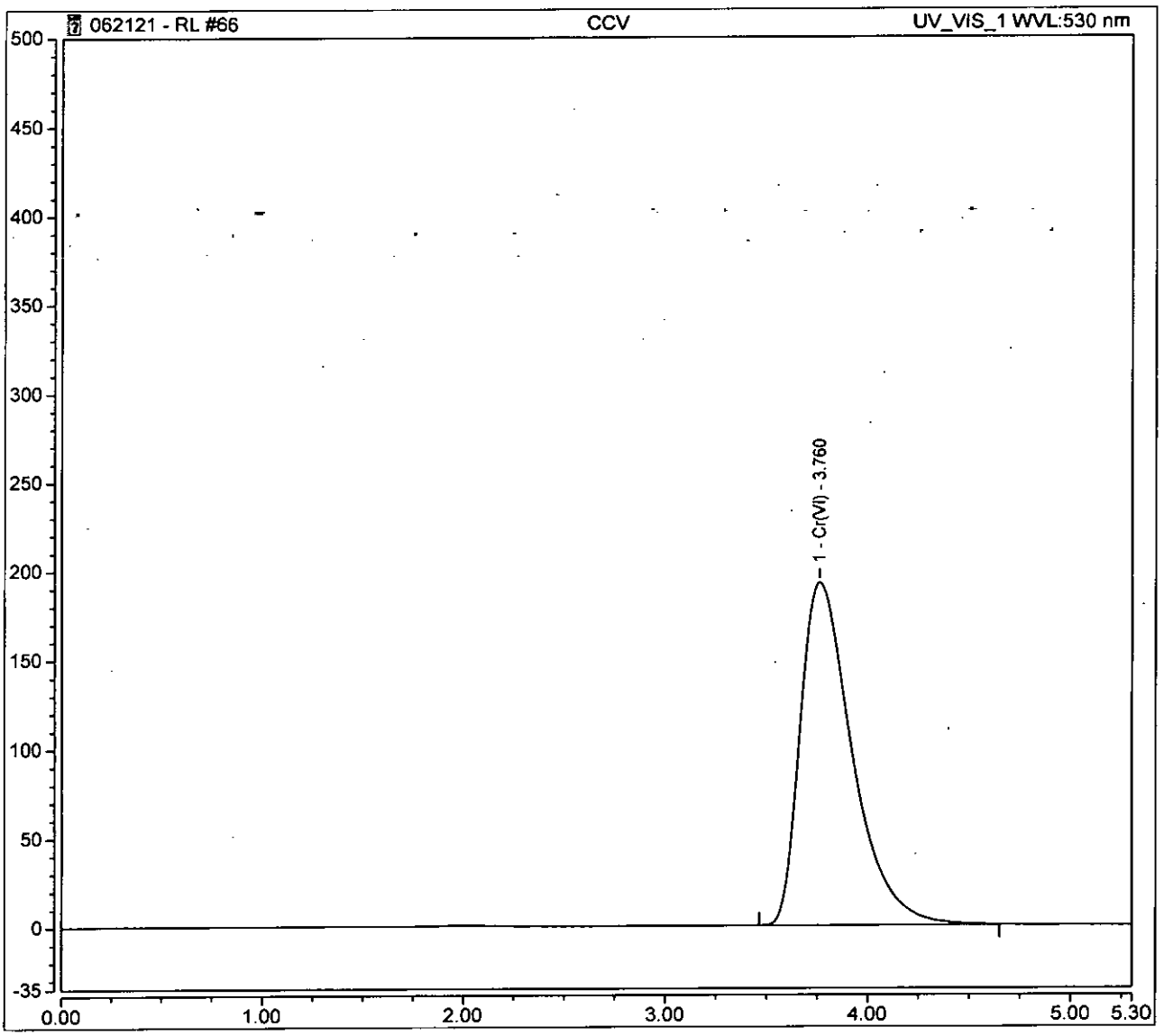

Logged on User: ALRCE.GENCHEM02
Instrument: IC#8
Sequence: 062121 - RL

Peak Integration Report

Sample Name:	**CCB**	*Inj. Vol.:*	**100.00**
Injection Type:	**Unknown**	*Dilution Factor:*	**1.0000**
Processing Method:	**8-062121RL**	*Injection Number:*	**67**
Inj. Date / Time:	**22-Jun-2021 / 00:16**	*Sample Comment:*	**7199/218.6 RL**

No.	Time min	Peak Name	Peak Type	Area mAU*min	Height mAU	Amount n.a.

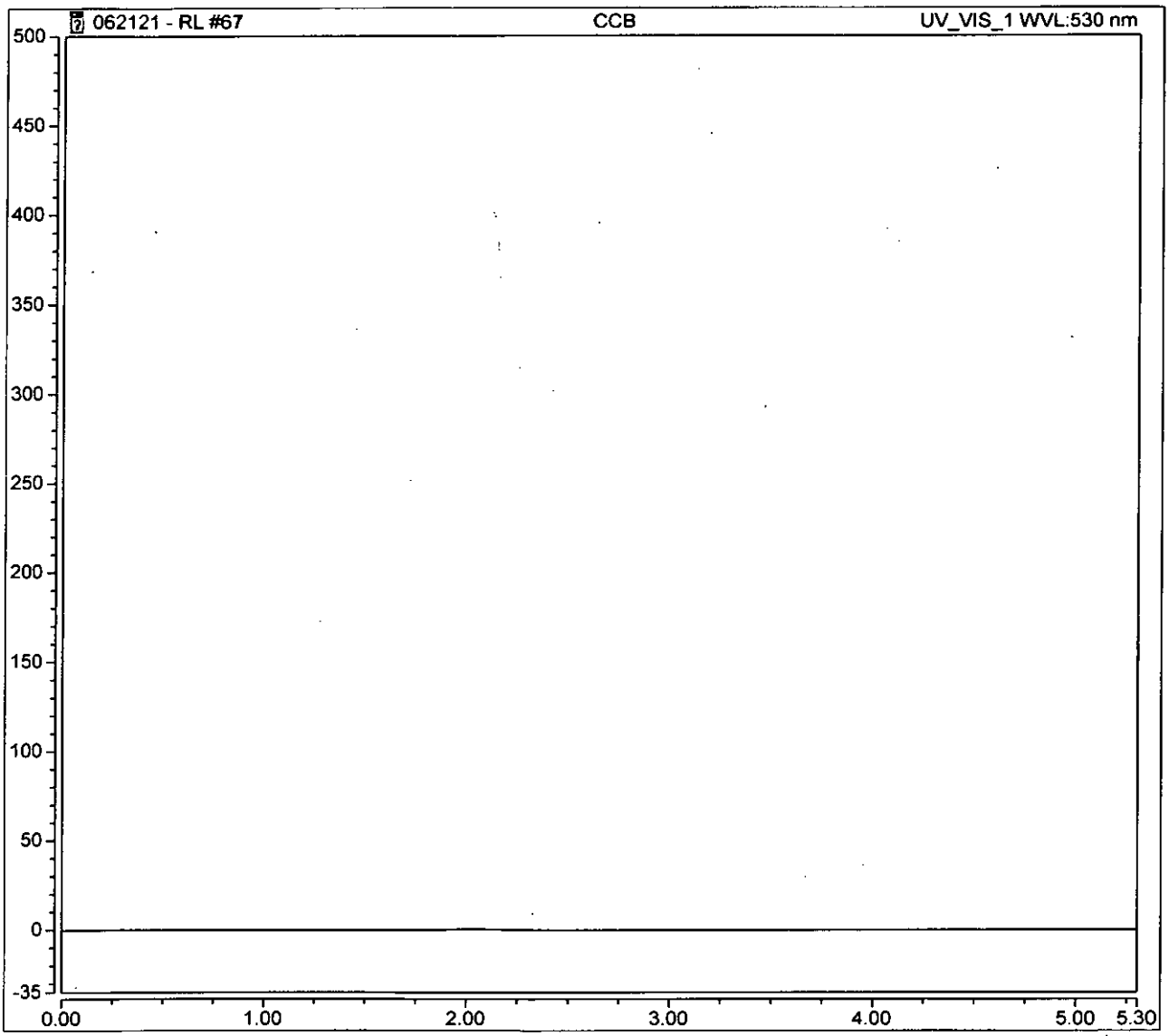

Logged on User: ALRCE.GENCHEM02
Instrument: IC#8
Sequence: 062121 - RL

Peak Integration Report

Sample Name:	**R2106062-001**	*Inj. Vol.:*	**100.00**
Injection Type:	**Unknown**	*Dilution Factor:*	**1.0000**
Processing Method:	**8-062121RL**	*Injection Number:*	**68**
Inj. Date / Time:	**22-Jun-2021 / 00:24**	*Sample Comment:*	**7199**

No.	Time min	Peak Name	Peak Type	Area mAU*min	Height mAU	Amount n.a.

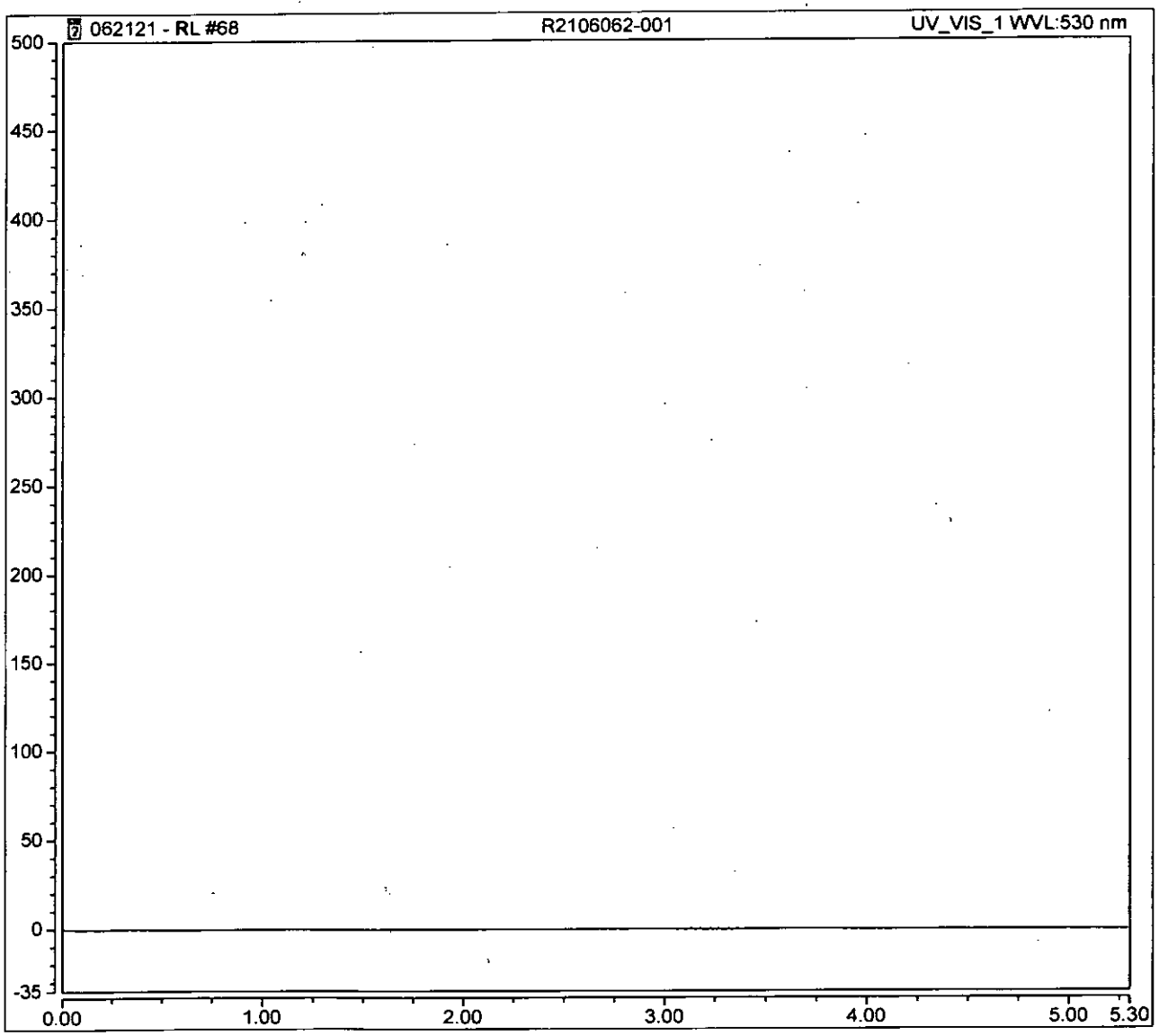

Logged on User: ALRCE.GENCHEM02
Instrument: IC#8
Sequence: 062121 - RL

Peak Integration Report

Sample Name:	**R2106062-001**	*Inj. Vol.:*	**100.00**
Injection Type:	**Unknown**	*Dilution Factor:*	**1.0000**
Processing Method:	**8-062121RL**	*Injection Number:*	**69**
Inj. Date / Time:	**22-Jun-2021 / 00:33**	*Sample Comment:*	**7199 REPLICATE**

No.	Time min	Peak Name	Peak Type	Area mAU*min	Height mAU	Amount n.a.

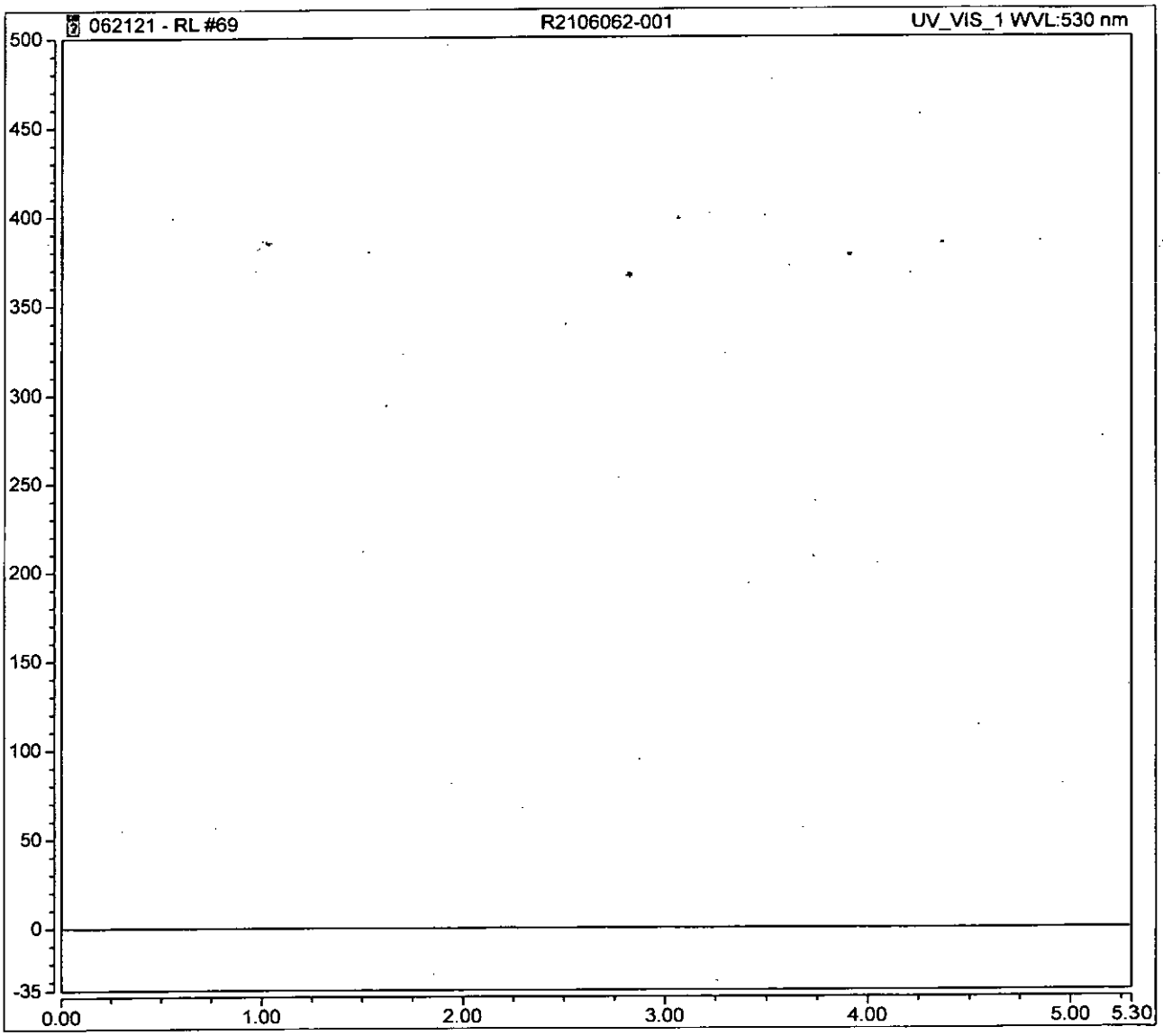

Logged on User: ALRCE.GENCHEM02
Instrument: IC#8
Sequence: 062121 - RL

Peak Integration Report

Sample Name:	**R2106062-002**	*Inj. Vol.:*	**100.00**
Injection Type:	**Unknown**	*Dilution Factor:*	**1.0000**
Processing Method:	**8-062121RL**	*Injection Number:*	**70**
Inj. Date / Time:	**22-Jun-2021 / 00:40**	*Sample Comment:*	**7199**

No.	Time min	Peak Name	Peak Type	Area mAU*min	Height mAU	Amount n.a.

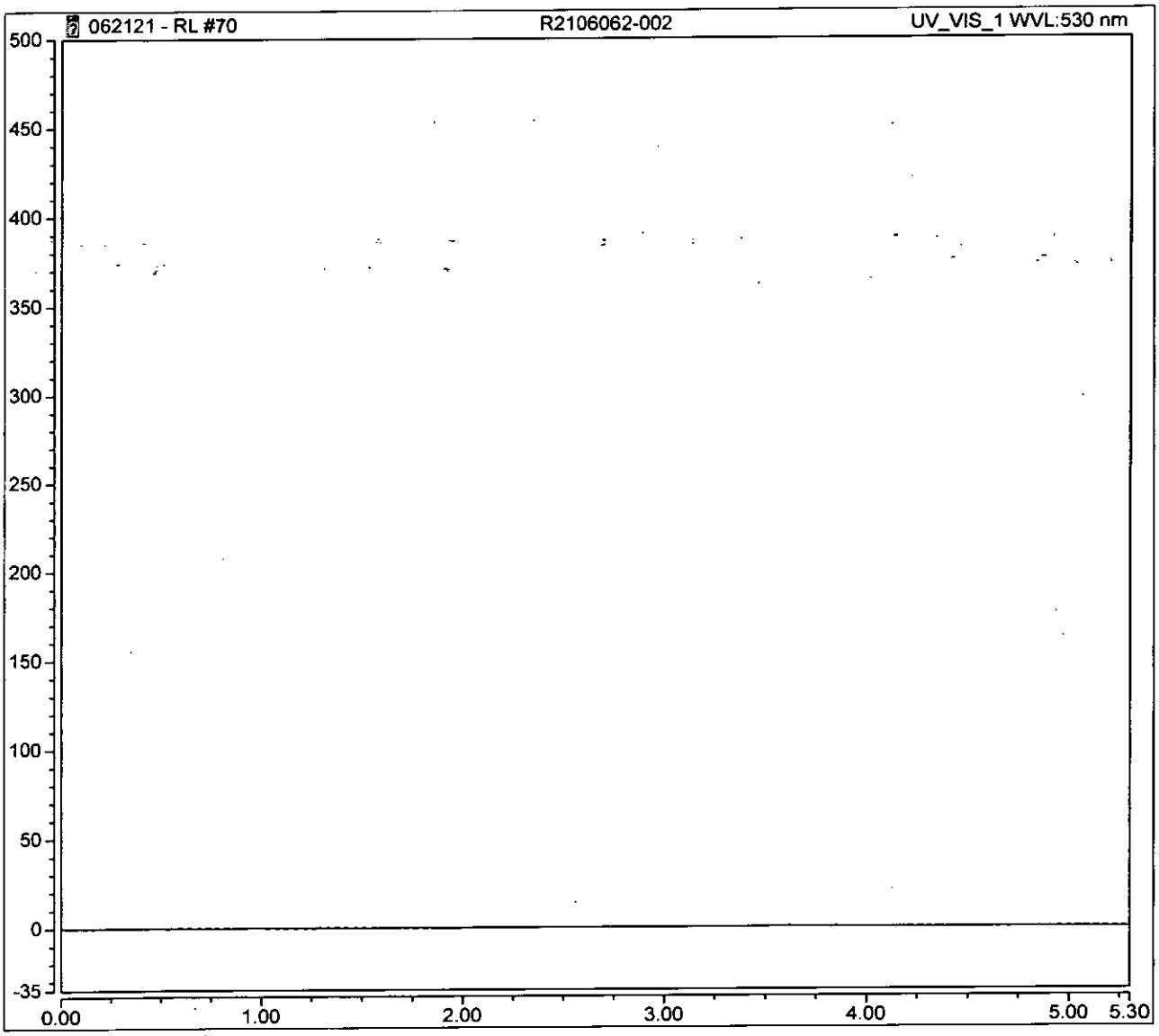

Cr(VI) - RL/Integration

Chromeleon (c) Dionex 1996-2009
Version 7.1.1.1127

Logged on User: ALRCE.GENCHEM02
Instrument: IC#8
Sequence: 062121 - RL

Peak Integration Report

Sample Name:	**R2106062-002**	*Inj. Vol.:*	**100.00**
Injection Type:	**Unknown**	*Dilution Factor:*	**1.0000**
Processing Method:	**8-062121RL**	*Injection Number:*	**71**
Inj. Date / Time:	**22-Jun-2021 / 00:49**	*Sample Comment:*	**7199 REPLICATE**

No.	Time min	Peak Name	Peak Type	Area mAU*min	Height mAU	Amount n.a.

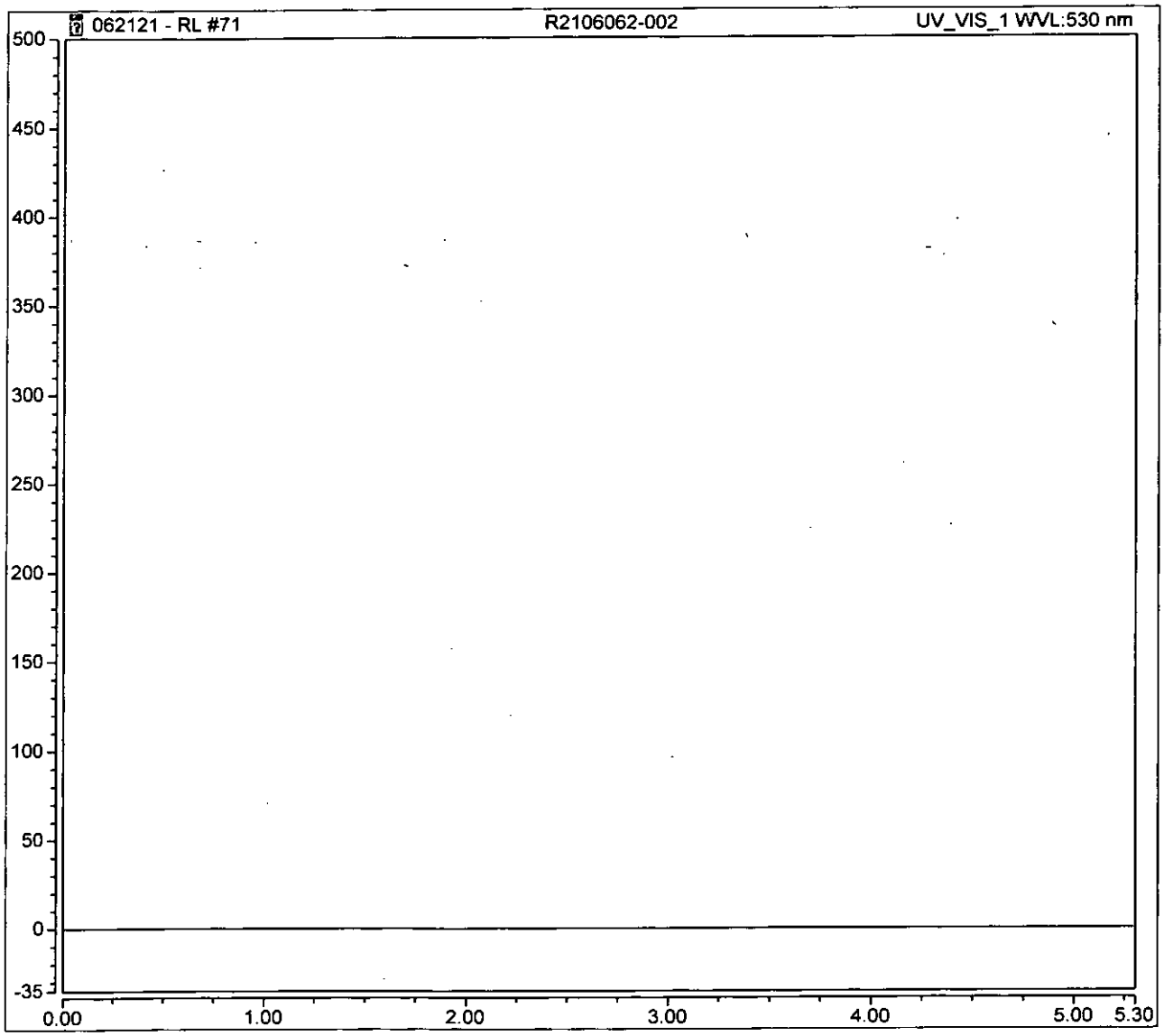

Chromeleon (c) Dionex 1996-2009
Version 7.1.1.1127

Logged on User: ALRCE.GENCHEM02
Instrument: IC#8
Sequence: 062121 - RL

Peak Integration Report

Sample Name:	**R2106062-002 DUP**	*Inj. Vol.:*	**100.00**
Injection Type:	**Unknown**	*Dilution Factor:*	**1.0000**
Processing Method:	**8-062121RL**	*Injection Number:*	**72**
Inj. Date / Time:	**22-Jun-2021 / 00:56**	*Sample Comment:*	**7199**

No.	Time min	Peak Name	Peak Type	Area mAU*min	Height mAU	Amount n.a.

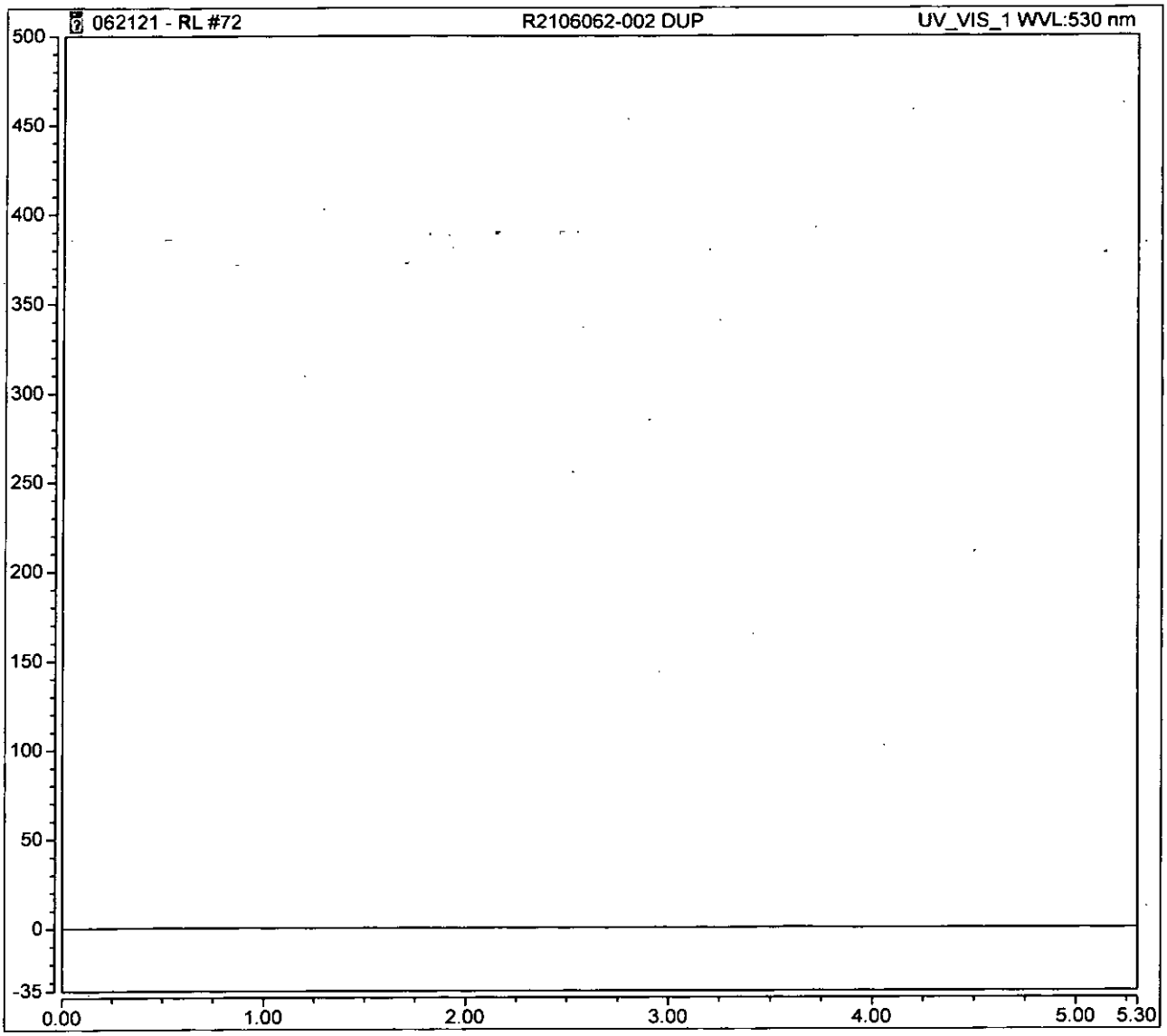

Cr(VI) - RL/Integration

Chromeleon (c) Dionex 1996-2009
Version 7.1.1.1127

Logged on User: ALRCE.GENCHEM02
Instrument: IC#8
Sequence: 062121 - RL

Peak Integration Report

Sample Name:	**R2106062-002 DUP**	*Inj. Vol.:*	**100.00**
Injection Type:	**Unknown**	*Dilution Factor:*	**1.0000**
Processing Method:	**8-062121RL**	*Injection Number:*	**73**
Inj. Date / Time:	**22-Jun-2021 / 01:04**	*Sample Comment:*	**7199 REPLICATE**

No.	Time min	Peak Name	Peak Type	Area mAU*min	Height mAU	Amount n.a.

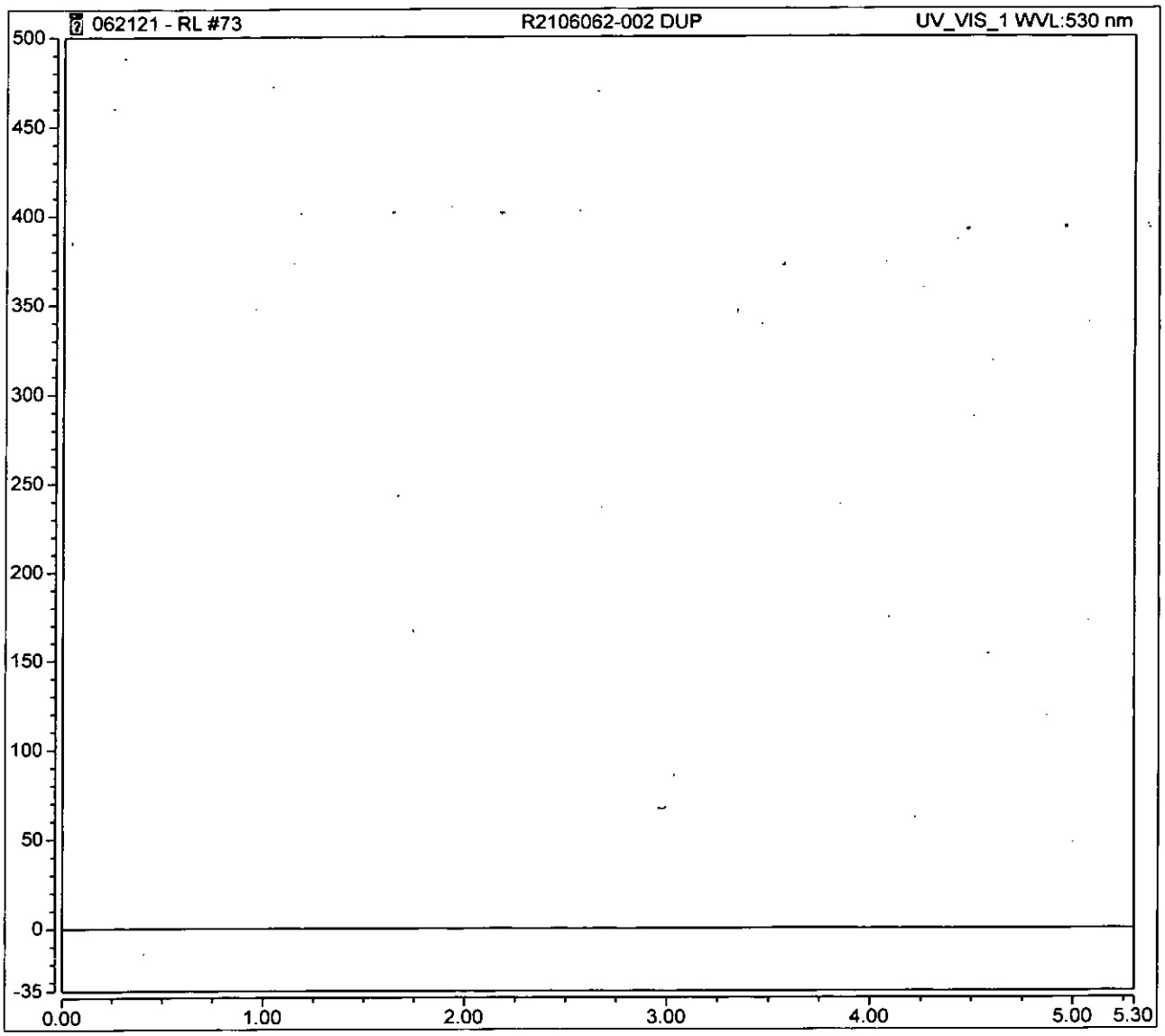

Cr(VI) - RL/Integration

Chromeleon (c) Dionex 1996-2009
Version 7.1.1.1127

Logged on User: ALRCE.GENCHEM02
Instrument: IC#8
Sequence: 062121 - RL

Peak Integration Report

Sample Name:	**R2106062-002 SOL**	*Inj. Vol.:*	**100.00**
Injection Type:	**Unknown**	*Dilution Factor:*	**2.0000**
Processing Method:	**8-062121RL**	*Injection Number:*	**74**
Inj. Date / Time:	**22-Jun-2021 / 01:11**	*Sample Comment:*	**7199**

No.	Time min	Peak Name	Peak Type	Area mAU*min	Height mAU	Amount ppm
1	3.76	Cr(VI)	BMB	58.512	196.657	1.00443

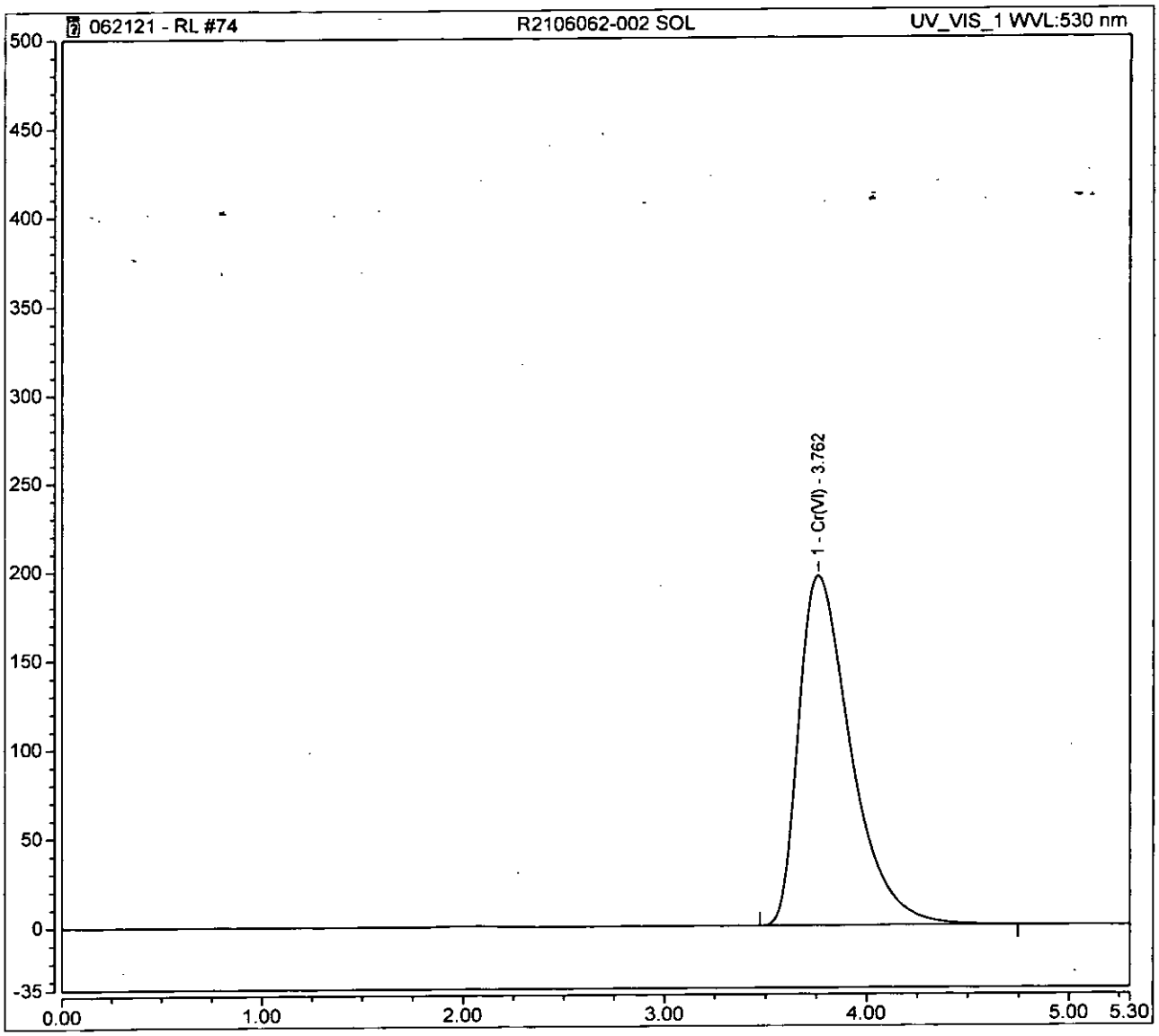

Cr(VI) - RL/Integration

Chromeleon (c) Dionex 1996-2009
Version 7.1.1.1127

Logged on User: ALRCE.GENCHEM02
Instrument: IC#8
Sequence: 062121 - RL

Peak Integration Report

Sample Name:	**R2106062-002 SOL**	*Inj. Vol.:*	**100.00**
Injection Type:	**Unknown**	*Dilution Factor:*	**2.0000**
Processing Method:	**8-062121RL**	*Injection Number:*	**75**
Inj. Date / Time:	**22-Jun-2021 / 01:20**	*Sample Comment:*	**7199 REPLICATE**

No.	Time min	Peak Name	Peak Type	Area mAU*min	Height mAU	Amount ppm
1	3.76	Cr(VI)	BMB	58.583	197.170	1.00566

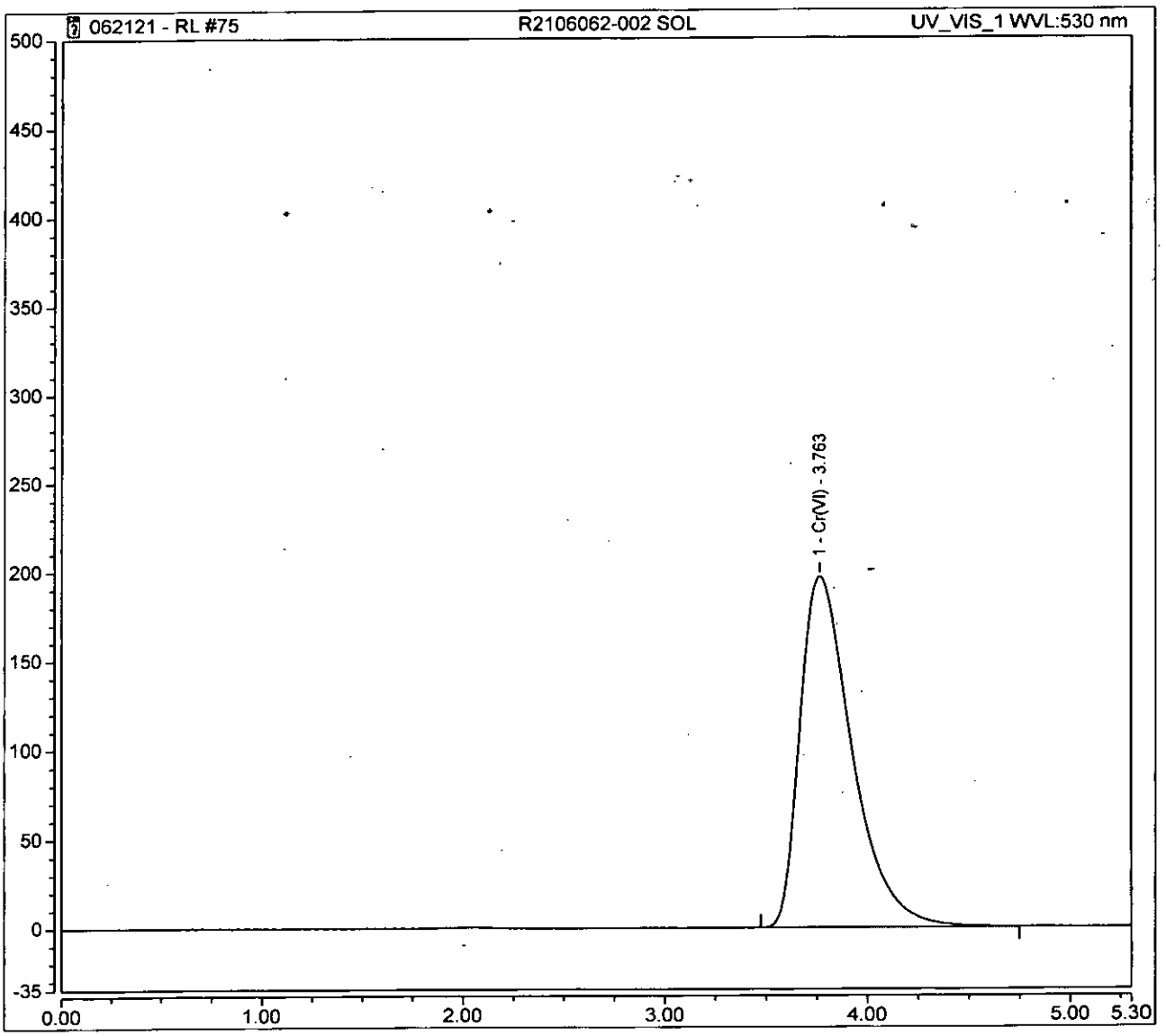

Cr(VI) - RL/Integration

Chromeleon (c) Dionex 1996-2009
Version 7.1.1.1127

Logged on User: ALRCE.GENCHEM02
Instrument: IC#8
Sequence: 062121 - RL

Peak Integration Report

Sample Name:	**R2106062-002 INSOL**	*Inj. Vol.:*	**100.00**
Injection Type:	**Unknown**	*Dilution Factor:*	**20.0000**
Processing Method:	**8-062121RL**	*Injection Number:*	**76**
Inj. Date / Time:	**22-Jun-2021 / 01:27**	*Sample Comment:*	**7199**

No.	Time min	Peak Name	Peak Type	Area mAU*min	Height mAU	Amount ppm
1	3.76	Cr(VI)	BMB	95.028	319.703	16.31385

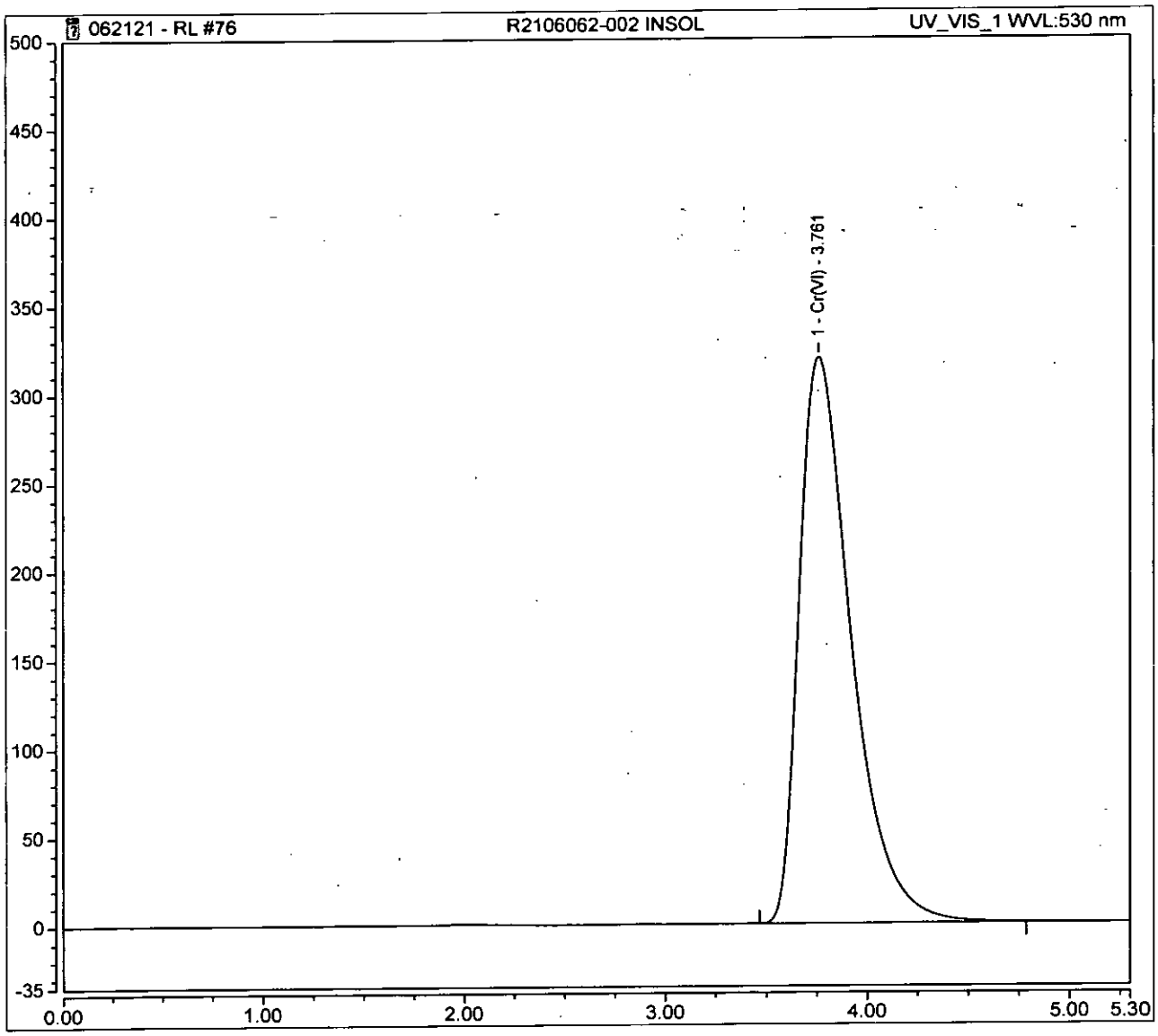

Cr(VI) - RL/Integration

Chromeleon (c) Dionex 1996-2009
Version 7.1.1.1127

Logged on User: ALRCE.GENCHEM02
Instrument: IC#8
Sequence: 062121 - RL

Peak Integration Report

Sample Name:	**R2106062-002 INSOL**	*Inj. Vol.:*	**100.00**
Injection Type:	**Unknown**	*Dilution Factor:*	**20.0000**
Processing Method:	**8-062121RL**	*Injection Number:*	**77**
Inj. Date / Time:	**22-Jun-2021 / 01:36**	*Sample Comment:*	**7199 REPLICATE**

No.	Time min	Peak Name	Peak Type	Area mAU*min	Height mAU	Amount ppm
1	3.76	Cr(VI)	BMB	95.282	320.160	16.35741

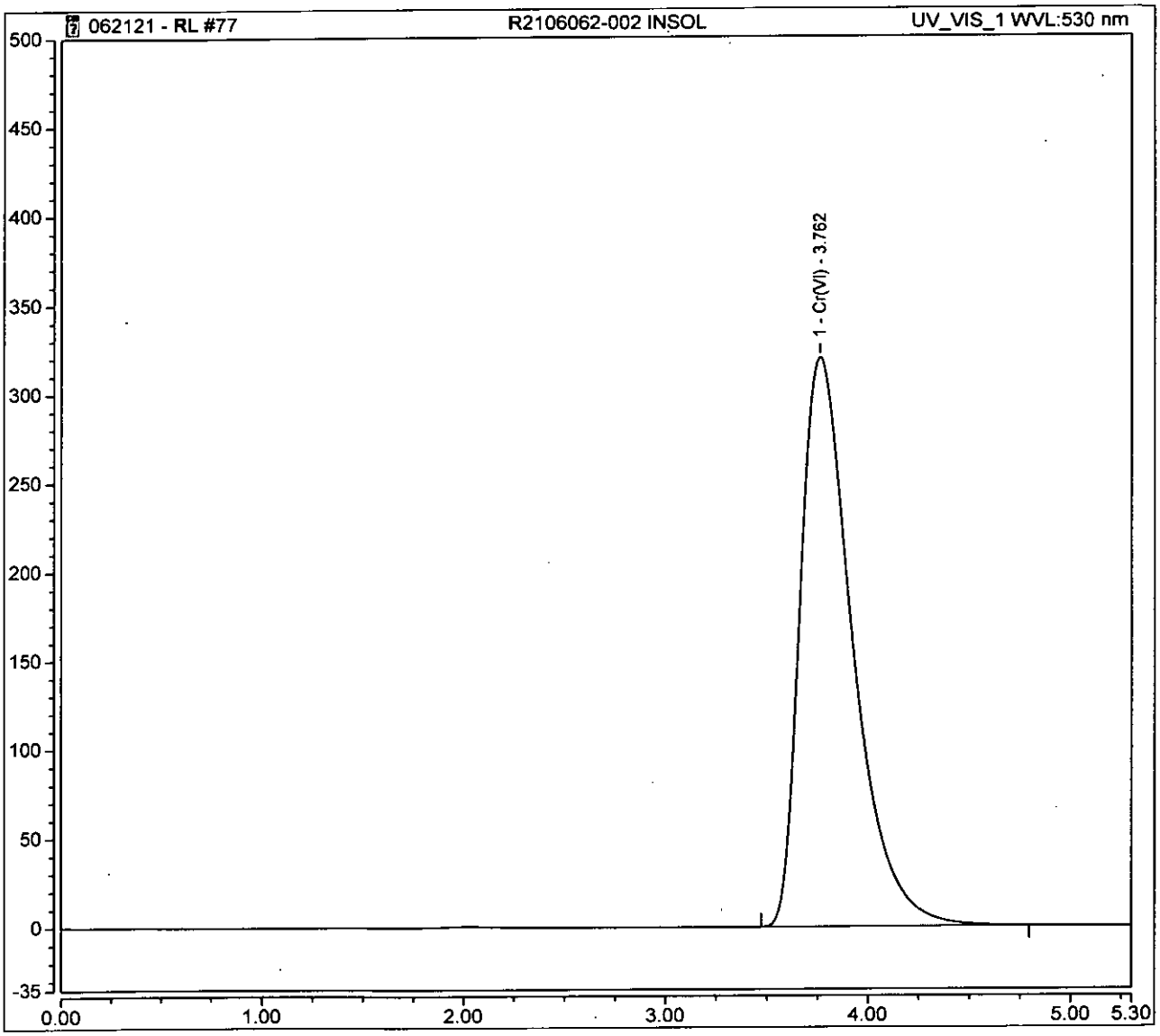

Cr(VI) - RL/Integration

Chromeleon (c) Dionex 1996-2009
Version 7.1.1.1127

Logged on User: ALRCE.GENCHEM02
Instrument: IC#8
Sequence: 062121 - RL

Peak Integration Report

Sample Name:	**CCV**	*Inj. Vol.:*	**100.00**
Injection Type:	**Unknown**	*Dilution Factor:*	**1.0000**
Processing Method:	**8-062121RL**	*Injection Number:*	**78**
Inj. Date / Time:	**22-Jun-2021 / 01:42**	*Sample Comment:*	**7199/218.6 RL**

No.	Time min	Peak Name	Peak Type	Area mAU*min	Height mAU	Amount ppm
1	3.76	Cr(VI)	BMB	57.256	192.655	0.49144

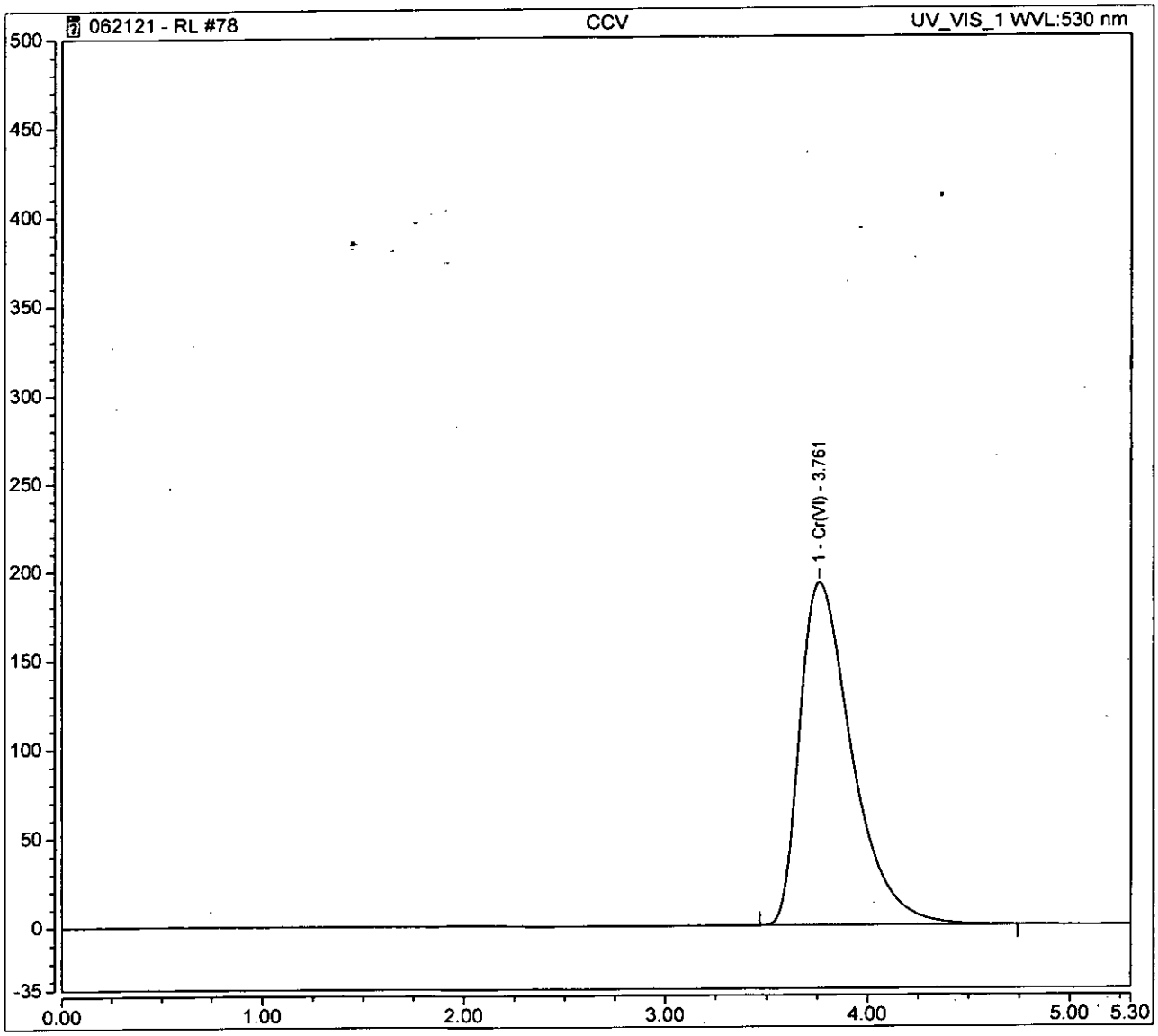

Cr(VI) - RL/Integration

Chromeleon (c) Dionex 1996-2009
Version 7.1.1.1127

Logged on User: ALRCE.GENCHEM02
Instrument: IC#8
Sequence: 062121 - RL

Peak Integration Report

Sample Name:	**CCB**	*Inj. Vol.:*	**100.00**
Injection Type:	**Unknown**	*Dilution Factor:*	**1.0000**
Processing Method:	**8-062121RL**	*Injection Number:*	**79**
Inj. Date / Time:	**22-Jun-2021 / 01:52**	*Sample Comment:*	**7199/218.6 RL**

No.	Time min	Peak Name	Peak Type	Area mAU*min	Height mAU	Amount n.a.

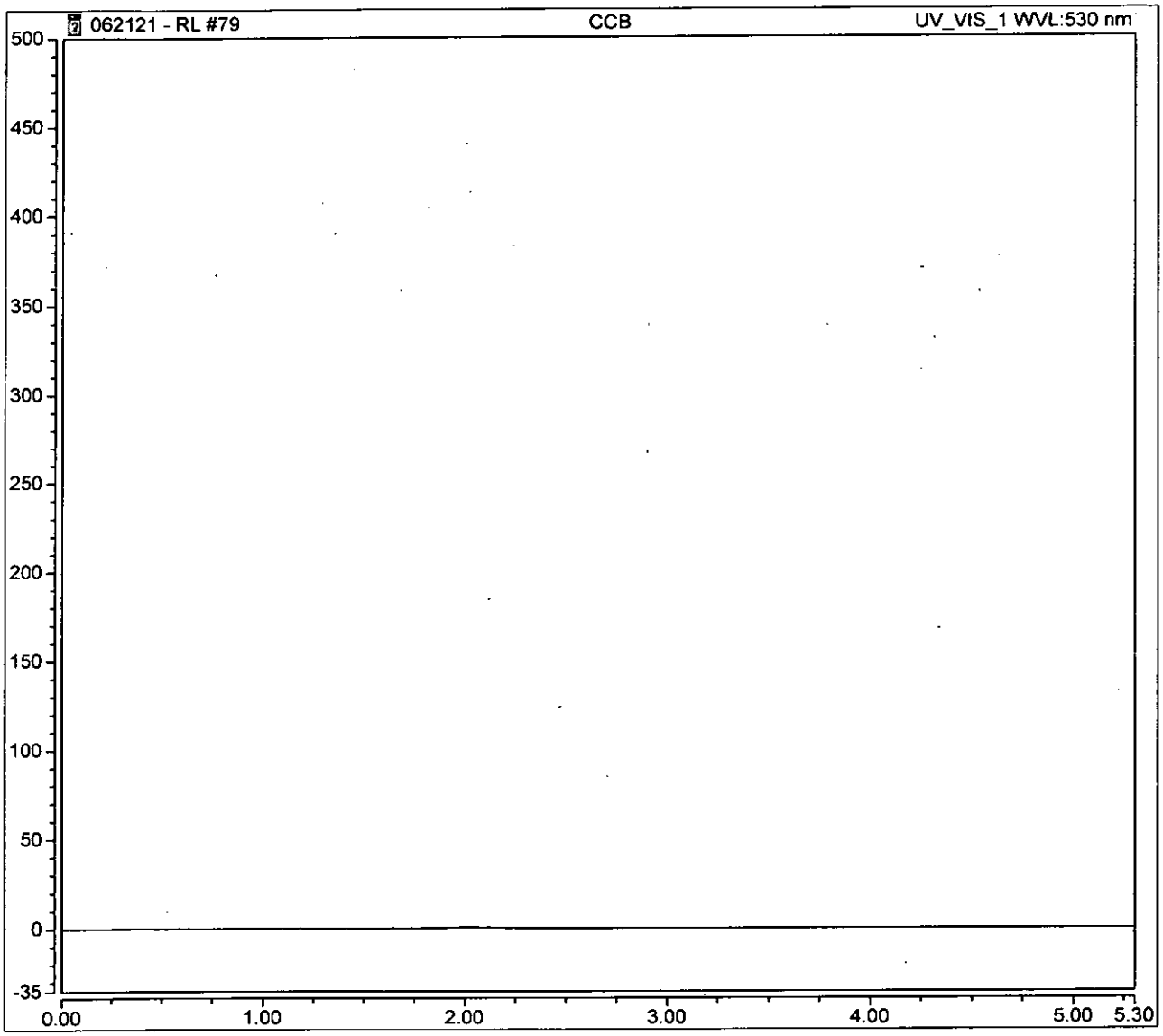

Chromeleon (c) Dionex 1996-2009
Version 7.1.1.1127

Logged on User: ALRCE.GENCHEM02
Instrument: IC#8
Sequence: 062121 - RL

Peak Integration Report

Sample Name:	**R2106062-002 PVS**	*Inj. Vol.:*	**100.00**
Injection Type:	**Unknown**	*Dilution Factor:*	**2.0000**
Processing Method:	**8-062121RL**	*Injection Number:*	**80**
Inj. Date / Time:	**22-Jun-2021 / 02:02**	*Sample Comment:*	**7199**

No.	Time min	Peak Name	Peak Type	Area mAU*min	Height mAU	Amount ppm
1	3.69	Cr(VI)	BMB	56.470	165.934	0.96937

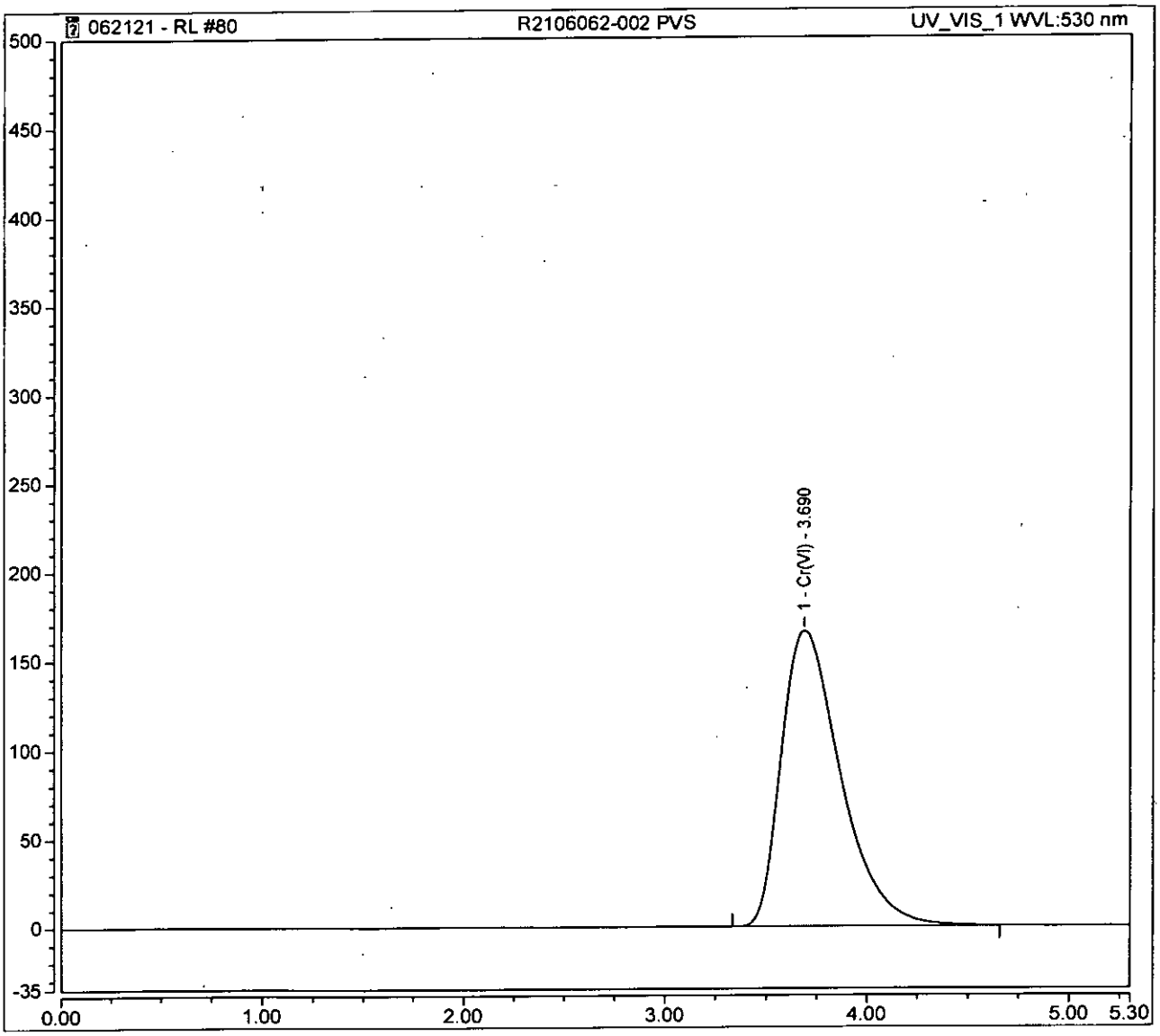

Cr(VI) - RL/Integration

Chromeleon (c) Dionex 1996-2009
Version 7.1.1.1127

Logged on User: ALRCE.GENCHEM02
Instrument: IC#8
Sequence: 062121 - RL

Peak Integration Report

Sample Name:	**R2106062-002 PVS**	*Inj. Vol.:*	**100.00**
Injection Type:	**Unknown**	*Dilution Factor:*	**2.0000**
Processing Method:	**8-062121RL**	*Injection Number:*	**81**
Inj. Date / Time:	**22-Jun-2021 / 02:11**	*Sample Comment:*	**7199 REPLICATE**

No.	Time min	Peak Name	Peak Type	Area mAU*min	Height mAU	Amount ppm
1	3.69	Cr(VI)	BMB	56.525	166.238	0.97032

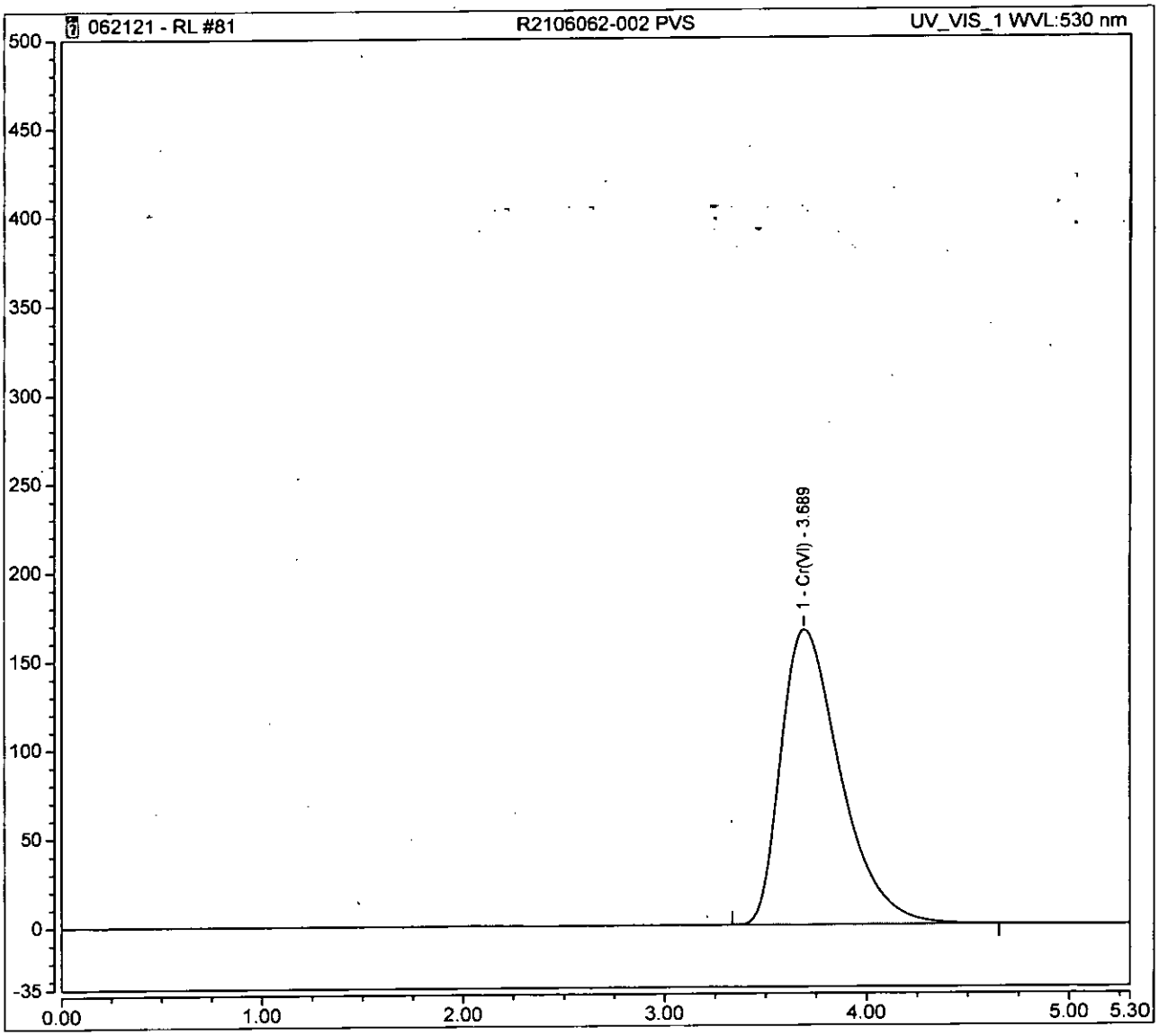

Cr(VI) - RL/Integration

Chromeleon (c) Dionex 1996-2009
Version 7.1.1.1127

Logged on User: ALRCE.GENCHEM02
Instrument: IC#8
Sequence: 062121 - RL

Peak Integration Report

Sample Name:	**R2106062-003**	*Inj. Vol.:*	**100.00**
Injection Type:	**Unknown**	*Dilution Factor:*	**1.0000**
Processing Method:	**8-062121RL**	*Injection Number:*	**82**
Inj. Date / Time:	**22-Jun-2021 / 02:18**	*Sample Comment:*	**7199**

No.	Time min	Peak Name	Peak Type	Area mAU*min	Height mAU	Amount ppm
1	3.61	Cr(VI)	BMB	0.331	0.963	0.00276

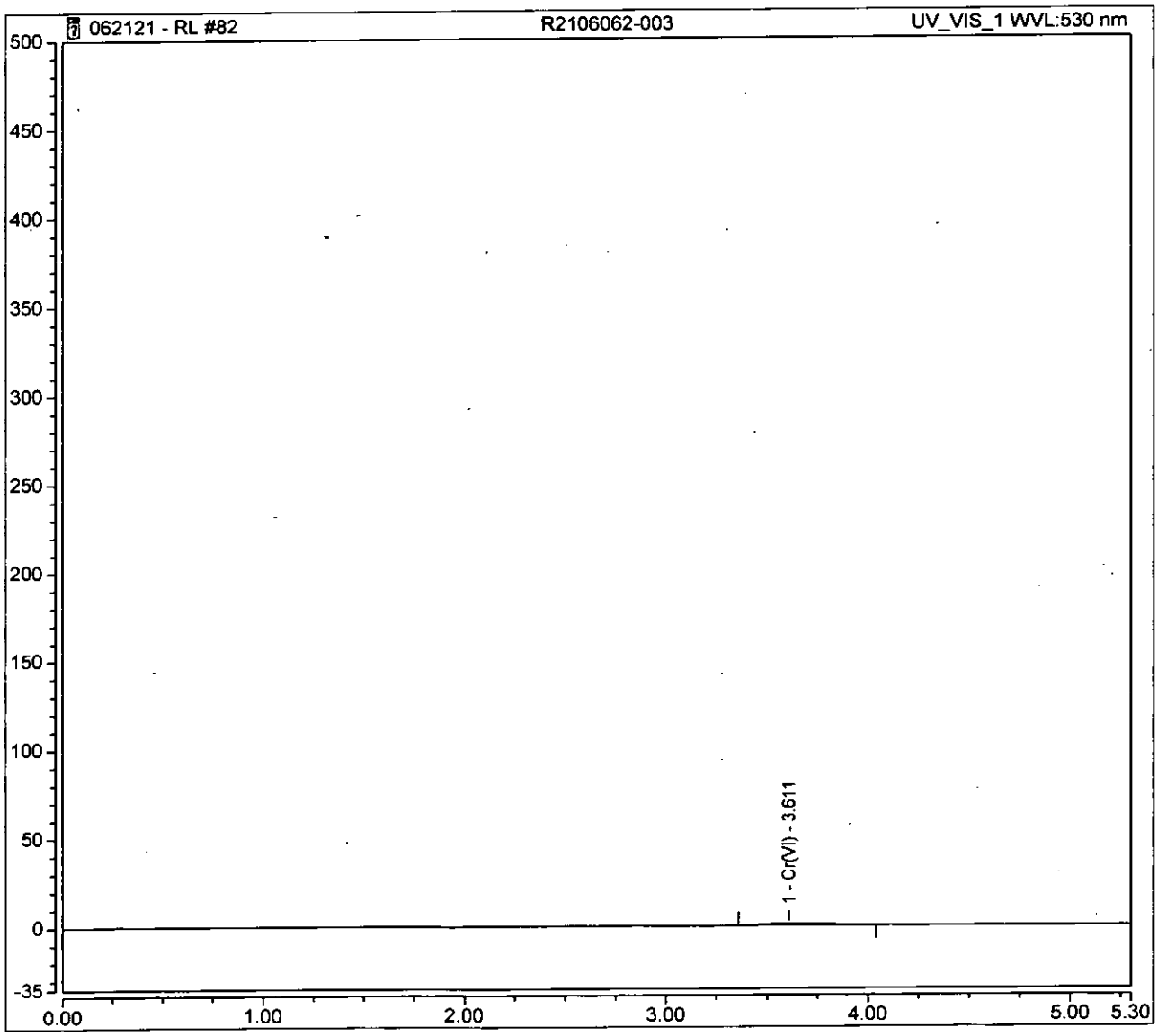

Cr(VI) - RL/Integration

Chromeleon (c) Dionex 1996-2009
Version 7.1.1.1127

Logged on User: ALRCE.GENCHEM02
Instrument: IC#8
Sequence: 062121 - RL

Peak Integration Report

Sample Name:	**R2106062-003**	*Inj. Vol.:*	**100.00**
Injection Type:	**Unknown**	*Dilution Factor:*	**1.0000**
Processing Method:	**8-062121RL**	*Injection Number:*	**83**
Inj. Date / Time:	**22-Jun-2021 / 02:27**	*Sample Comment:*	**7199 REPLICATE**

No.	Time min	Peak Name	Peak Type	Area mAU*min	Height mAU	Amount ppm
1	3.61	Cr(VI)	BMB	0.330	0.957	0.00275

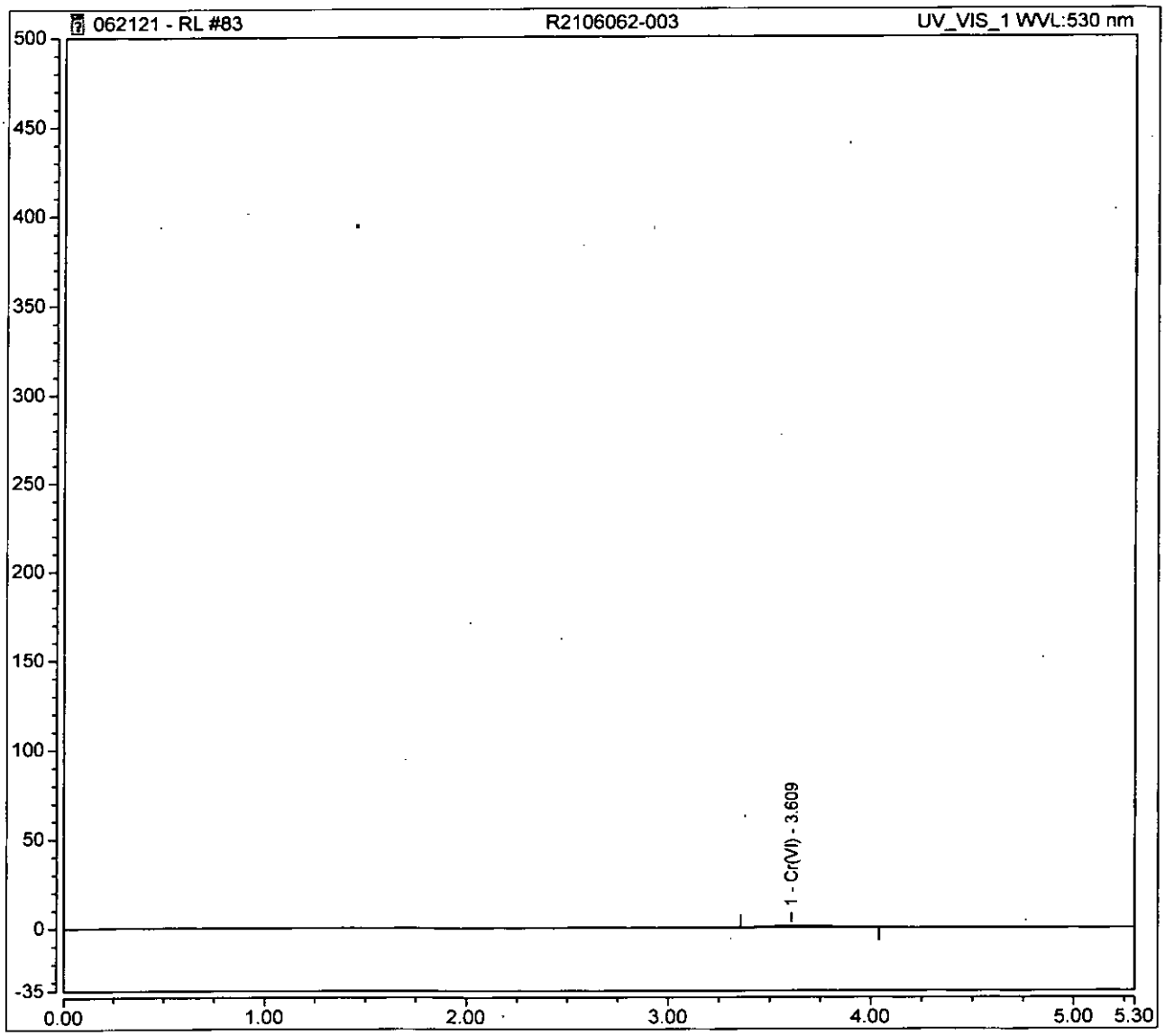

Cr(VI) - RL/Integration

Chromeleon (c) Dionex 1996-2009
Version 7.1.1.1127

Logged on User: ALRCE.GENCHEM02
Instrument: IC#8
Sequence: 062121 - RL

Peak Integration Report

Sample Name:	**R2106062-004**	*Inj. Vol.:*	**100.00**
Injection Type:	**Unknown**	*Dilution Factor:*	**1.0000**
Processing Method:	**8-062121RL**	*Injection Number:*	**84**
Inj. Date / Time:	**22-Jun-2021 / 02:33**	*Sample Comment:*	**7199**

No.	Time min	Peak Name	Peak Type	Area mAU*min	Height mAU	Amount ppm
1	3.65	Cr(VI)	BMB	0.482	1.375	0.00405

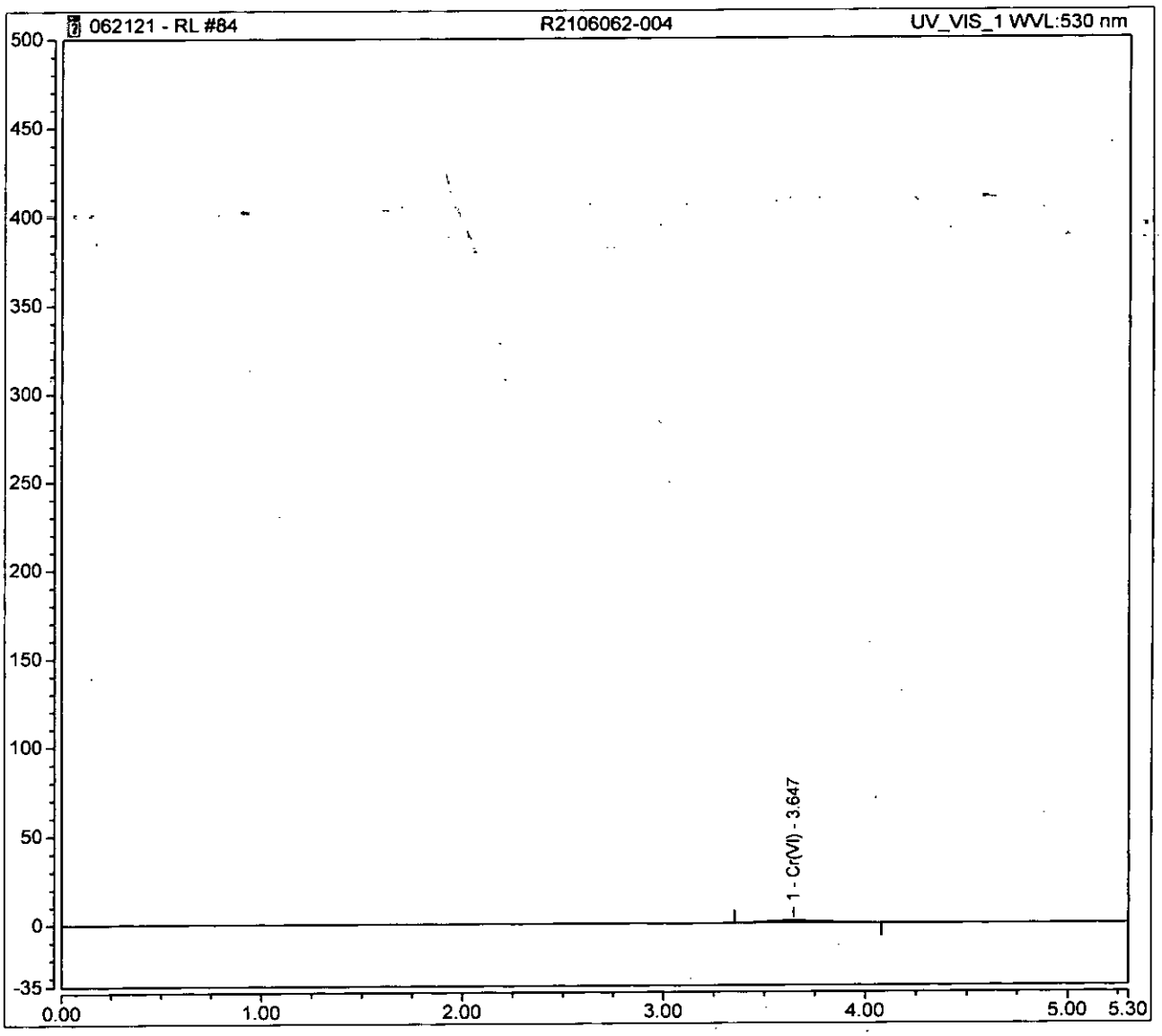

Cr(VI) - RL/Integration

Chromeleon (c) Dionex 1996-2009
Version 7.1.1.1127

Logged on User: ALRCE.GENCHEM02
Instrument: IC#8
Sequence: 062121 - RL

Peak Integration Report

Sample Name:	**R2106062-004**	*Inj. Vol.:*	**100.00**
Injection Type:	**Unknown**	*Dilution Factor:*	**1:0000**
Processing Method:	**8-062121RL**	*Injection Number:*	**85**
Inj. Date / Time:	**22-Jun-2021 / 02:42**	*Sample Comment:*	**7199 REPLICATE**

No.	Time min	Peak Name	Peak Type	Area mAU*min	Height mAU	Amount ppm
1	3.65	Cr(VI)	BMB	0.477	1.369	0.00402

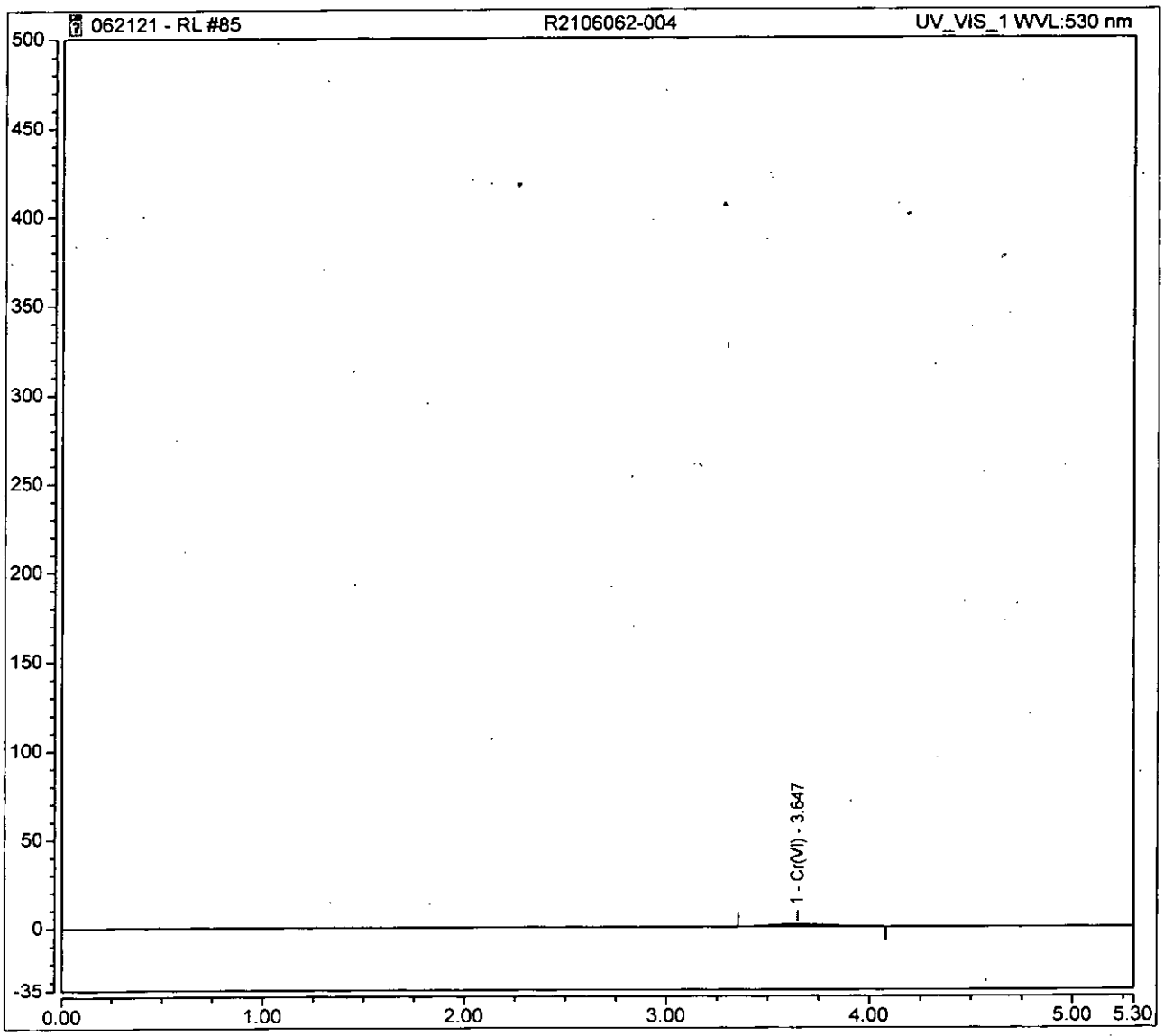

Cr(VI) - RL/Integration

Chromeleon (c) Dionex 1996-2009
Version 7.1.1.1127

Logged on User: ALRCE.GENCHEM02
Instrument: IC#8
Sequence: 062121 - RL

Peak Integration Report

Sample Name:	**R2106062-005**	*Inj. Vol.:*	**100.00**
Injection Type:	**Unknown**	*Dilution Factor:*	**1.0000**
Processing Method:	**8-062121RL**	*Injection Number:*	**86**
Inj. Date / Time:	**22-Jun-2021 / 02:49**	*Sample Comment:*	**7199**

No.	Time min	Peak Name	Peak Type	Area mAU*min	Height mAU	Amount ppm
1	3.63	Cr(VI)	BMB	0.947	2.588	0.00805

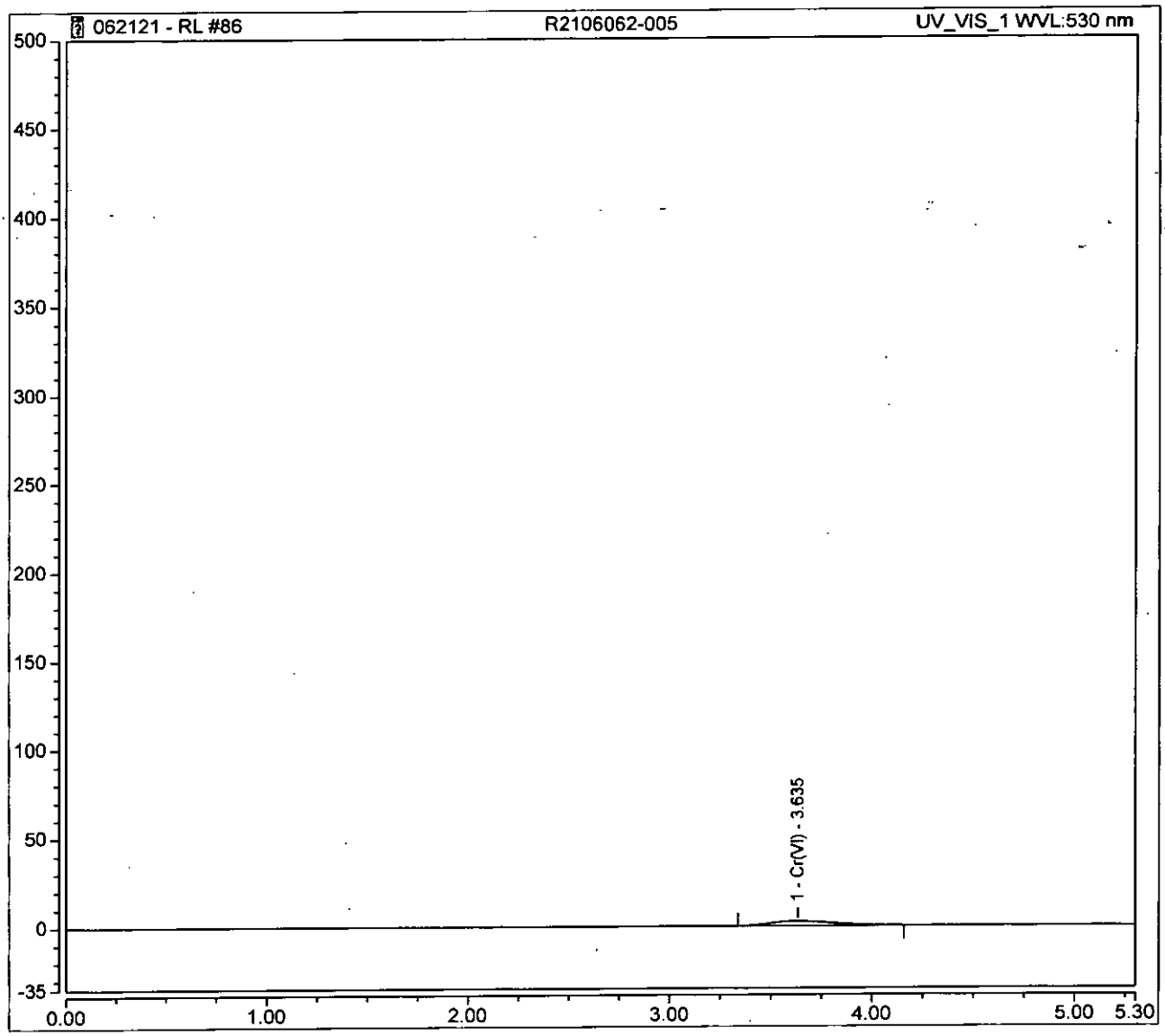

Cr(VI) - RL/Integration

Chromeleon (c) Dionex 1996-2009
Version 7.1.1.1127

Logged on User: ALRCE.GENCHEM02
Instrument: IC#8
Sequence: 062121 - RL

Peak Integration Report

Sample Name:	**R2106062-005**	*Inj. Vol.:*	**100.00**
Injection Type:	**Unknown**	*Dilution Factor:*	**1.0000**
Processing Method:	**8-062121RL**	*Injection Number:*	**87**
Inj. Date / Time:	**22-Jun-2021 / 02:58**	*Sample Comment:*	**7199 REPLICATE**

No.	Time min	Peak Name	Peak Type	Area mAU*min	Height mAU	Amount ppm
1	3.62	Cr(VI)	BMB	0.954	2.609	0.00811

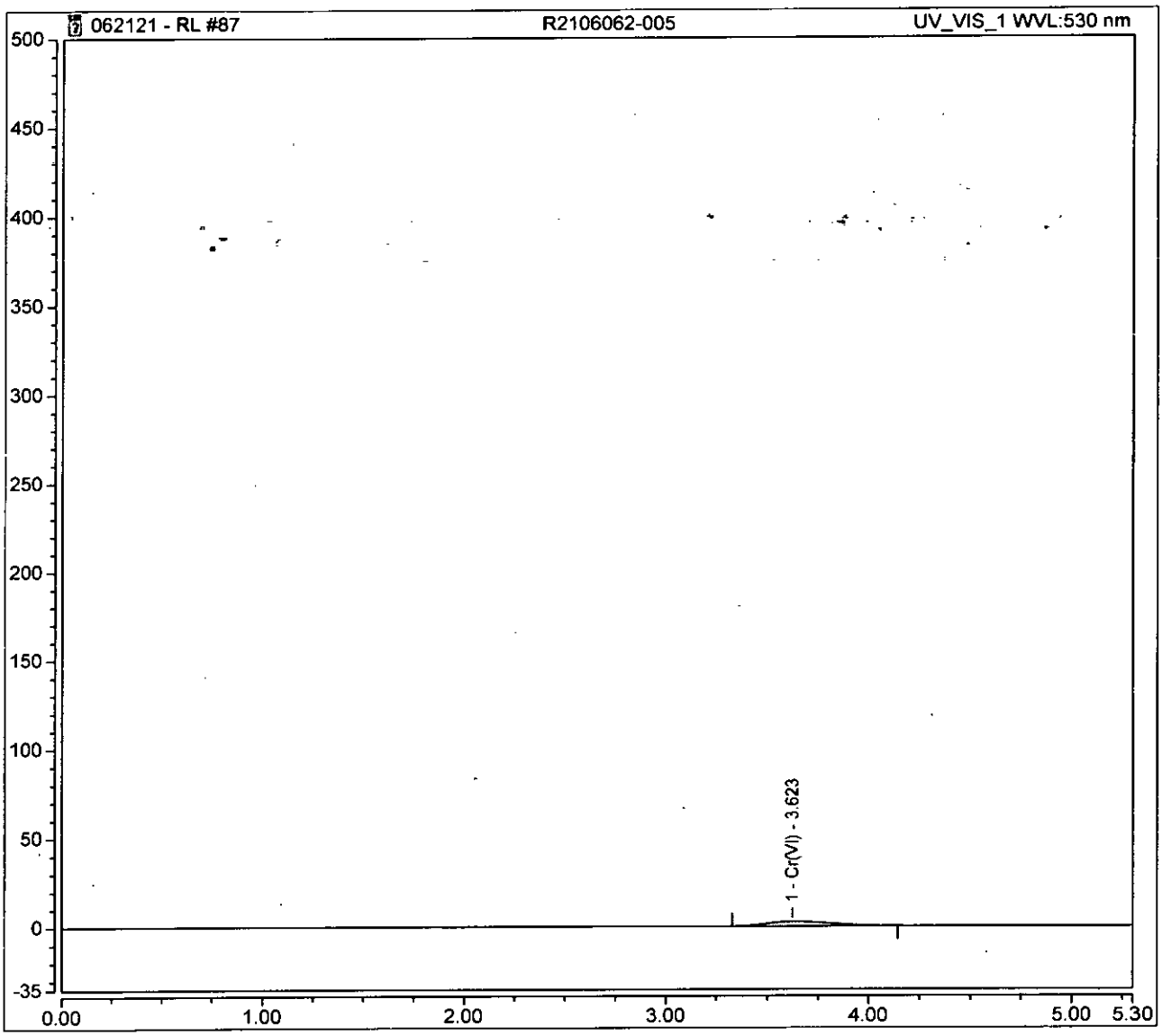

Cr(VI) - RL/Integration

Chromeleon (c) Dionex 1996-2009
Version 7.1.1.1127

Logged on User: ALRCE.GENCHEM02
Instrument: IC#8
Sequence: 062121 - RL

Peak Integration Report

Sample Name:	**R2106062-006**	*Inj. Vol.:*	**100.00**
Injection Type:	**Unknown**	*Dilution Factor:*	**1.0000**
Processing Method:	**8-062121RL**	*Injection Number:*	**88**
Inj. Date / Time:	**22-Jun-2021 / 03:05**	*Sample Comment:*	**7199**

No.	Time min	Peak Name	Peak Type	Area mAU*min	Height mAU	Amount ppm
1	3.62	Cr(VI)	BMB	2.724	7.143	0.02331

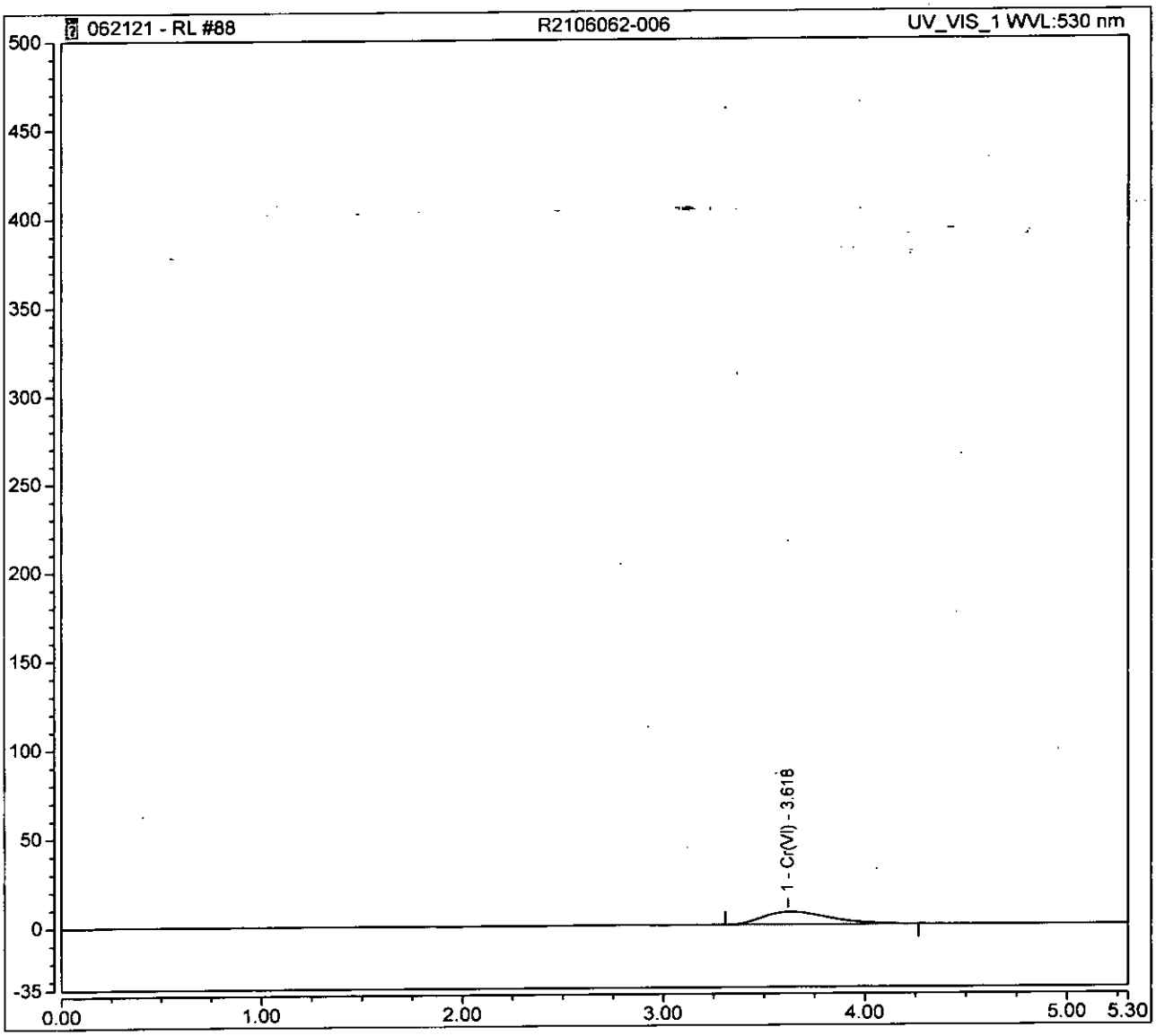

Cr(VI) - RL/Integration

Chromeleon (c) Dionex 1996-2009
Version 7.1.1.1127

Logged on User: ALRCE.GENCHEM02
Instrument: IC#8
Sequence: 062121 - RL

Peak Integration Report

Sample Name:	**R2106062-006**	*Inj. Vol.:*	**100.00**
Injection Type:	**Unknown**	*Dilution Factor:*	**1.0000**
Processing Method:	**8-062121RL**	*Injection Number:*	**89**
Inj. Date / Time:	**22-Jun-2021 / 03:13**	*Sample Comment:*	**7199 REPLICATE**

No.	Time min	Peak Name	Peak Type	Area mAU*min	Height mAU	Amount ppm
1	3.62	Cr(VI)	BMB	2.719	7.126	0.02326

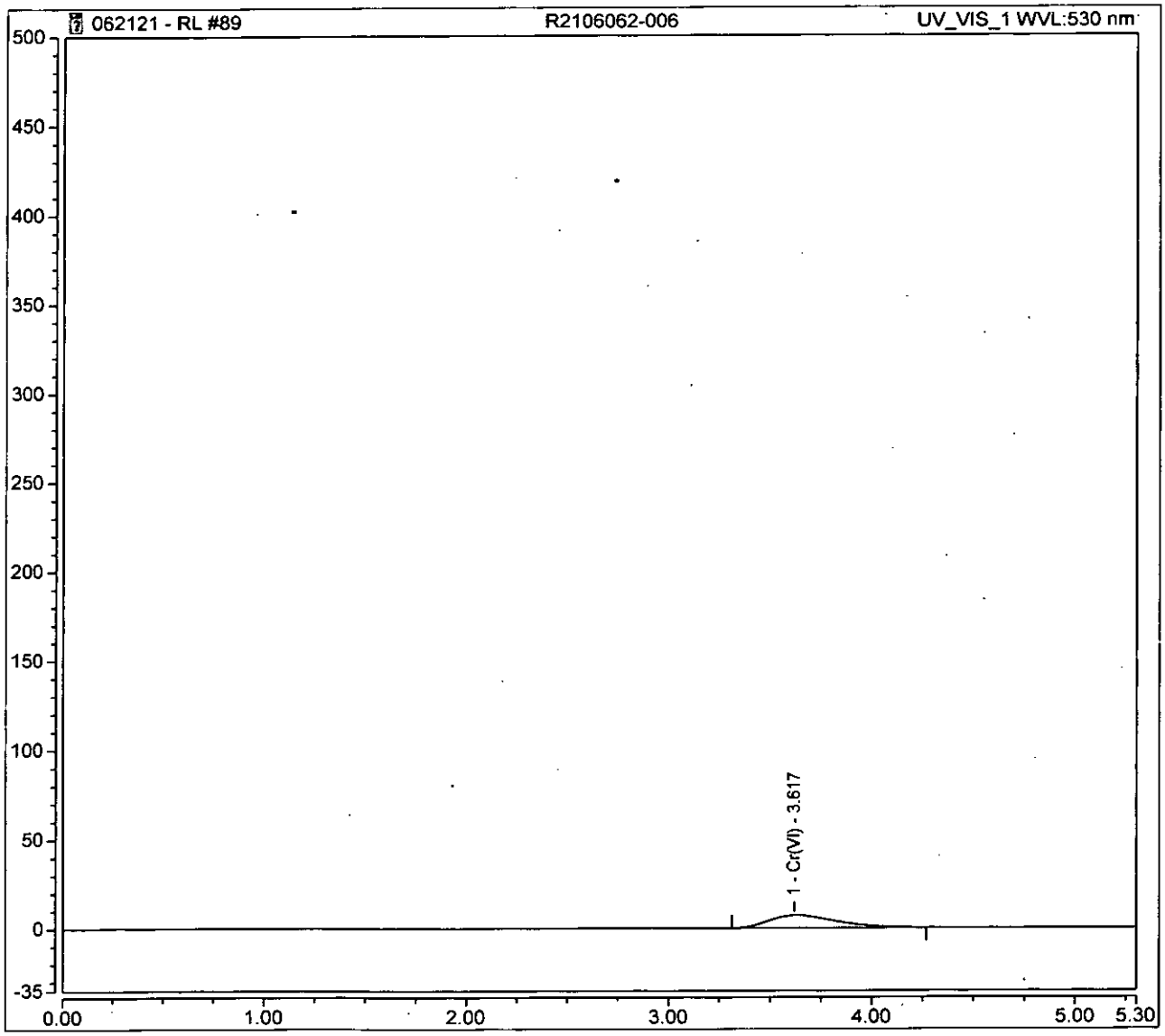

Cr(VI) - RL/Integration

Chromeleon (c) Dionex 1996-2009
Version 7.1.1.1127

Logged on User: ALRCE.GENCHEM02
Instrument: IC#8
Sequence: 062121 - RL

Peak Integration Report

Sample Name:	CCV	*Inj. Vol.:*	100.00
Injection Type:	Unknown	*Dilution Factor:*	1.0000
Processing Method:	8-062121RL	*Injection Number:*	90
Inj. Date / Time:	22-Jun-2021 / 03:20	*Sample Comment:*	7199/218.6 RL

No.	Time min	Peak Name	Peak Type	Area mAU*min	Height mAU	Amount ppm
1	3.76	Cr(VI)	BMB	57.091	190.367	0.49002

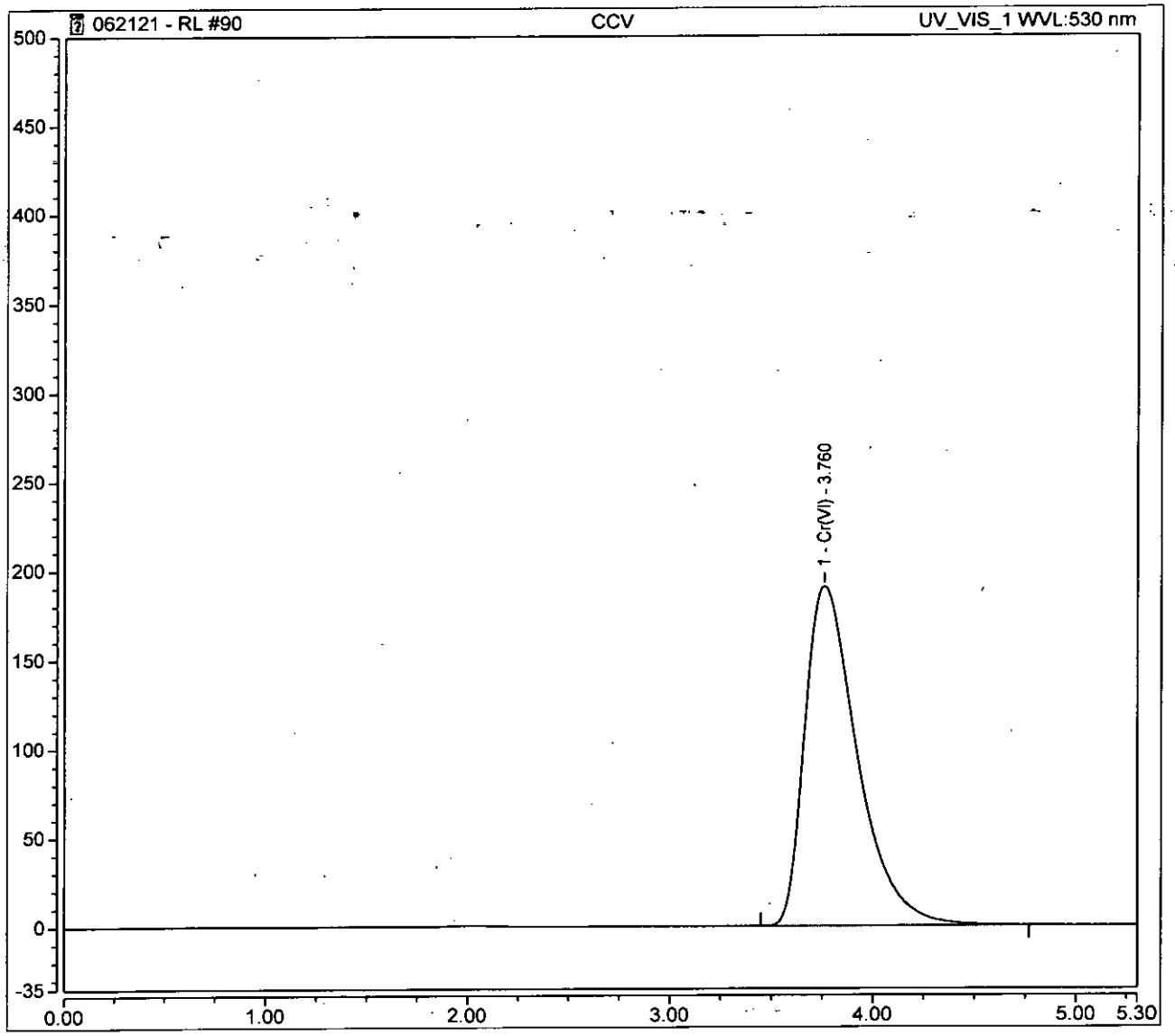

Logged on User: ALRCE.GENCHEM02
Instrument: IC#8
Sequence: 062121 - RL

Peak Integration Report

Sample Name:	**CCB**	*Inj. Vol.:*	**100.00**
Injection Type:	**Unknown**	*Dilution Factor:*	**1.0000**
Processing Method:	**8-062121RL**	*Injection Number:*	**91**
Inj. Date / Time:	**22-Jun-2021 / 03:29**	*Sample Comment:*	**7199/218.6 RL**

No.	Time min	Peak Name	Peak Type	Area mAU*min	Height mAU	Amount n.a.

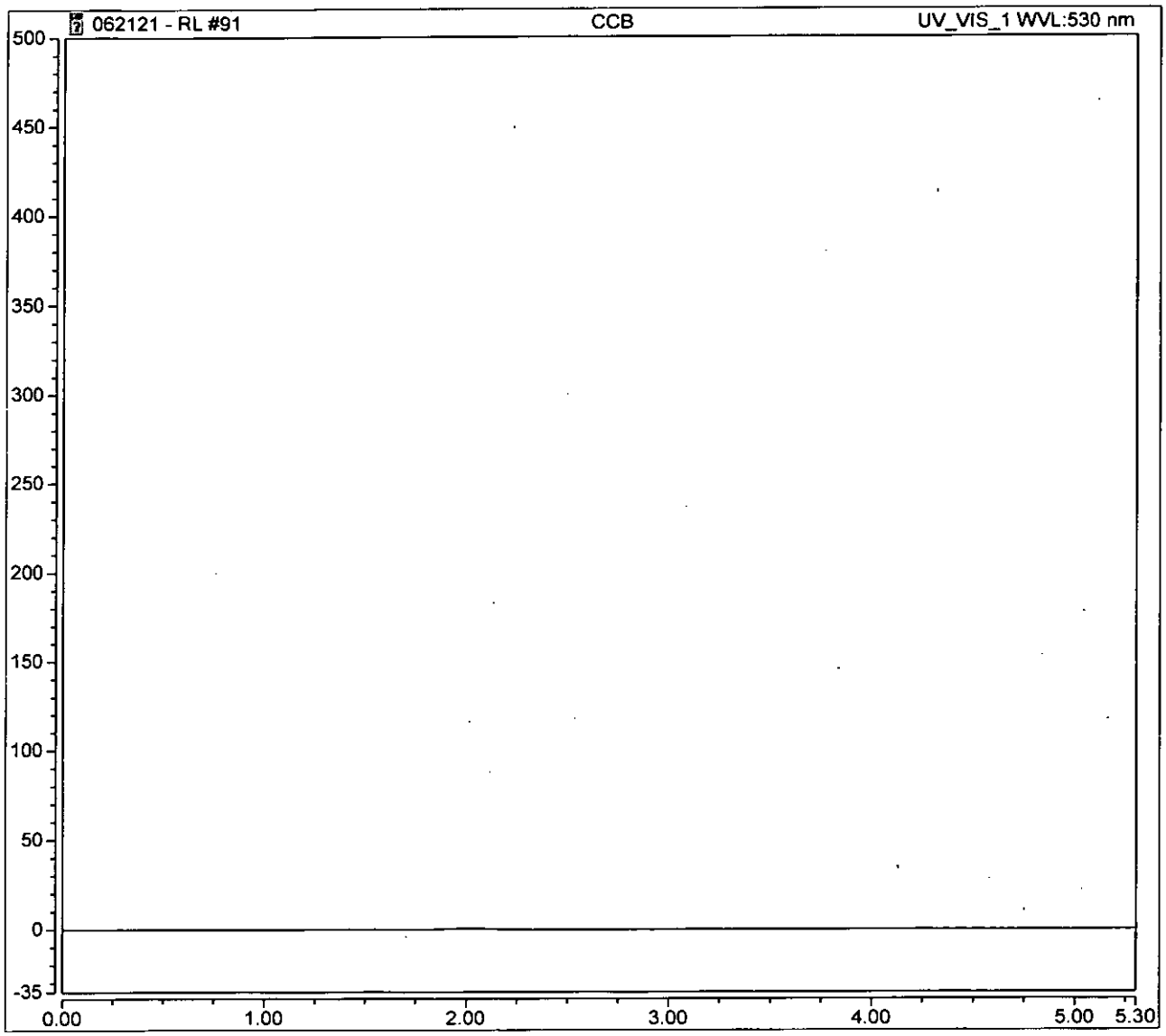

Chromeleon (c) Dionex 1996-2009
Version 7.1.1.1127

Logged on User: ALRCE.GENCHEM02
Instrument: IC#8
Sequence: 062121 - RL

Peak Integration Report

Sample Name:	R2106062-007	*Inj. Vol.:*	100.00
Injection Type:	Unknown	*Dilution Factor:*	1.0000
Processing Method:	8-062121RL	*Injection Number:*	92
Inj. Date / Time:	22-Jun-2021 / 03:38	*Sample Comment:*	7199

No.	Time min	Peak Name	Peak Type	Area mAU*min	Height mAU	Amount ppm
1	3.64	Cr(VI)	BMB	0.291	0.854	0.00242

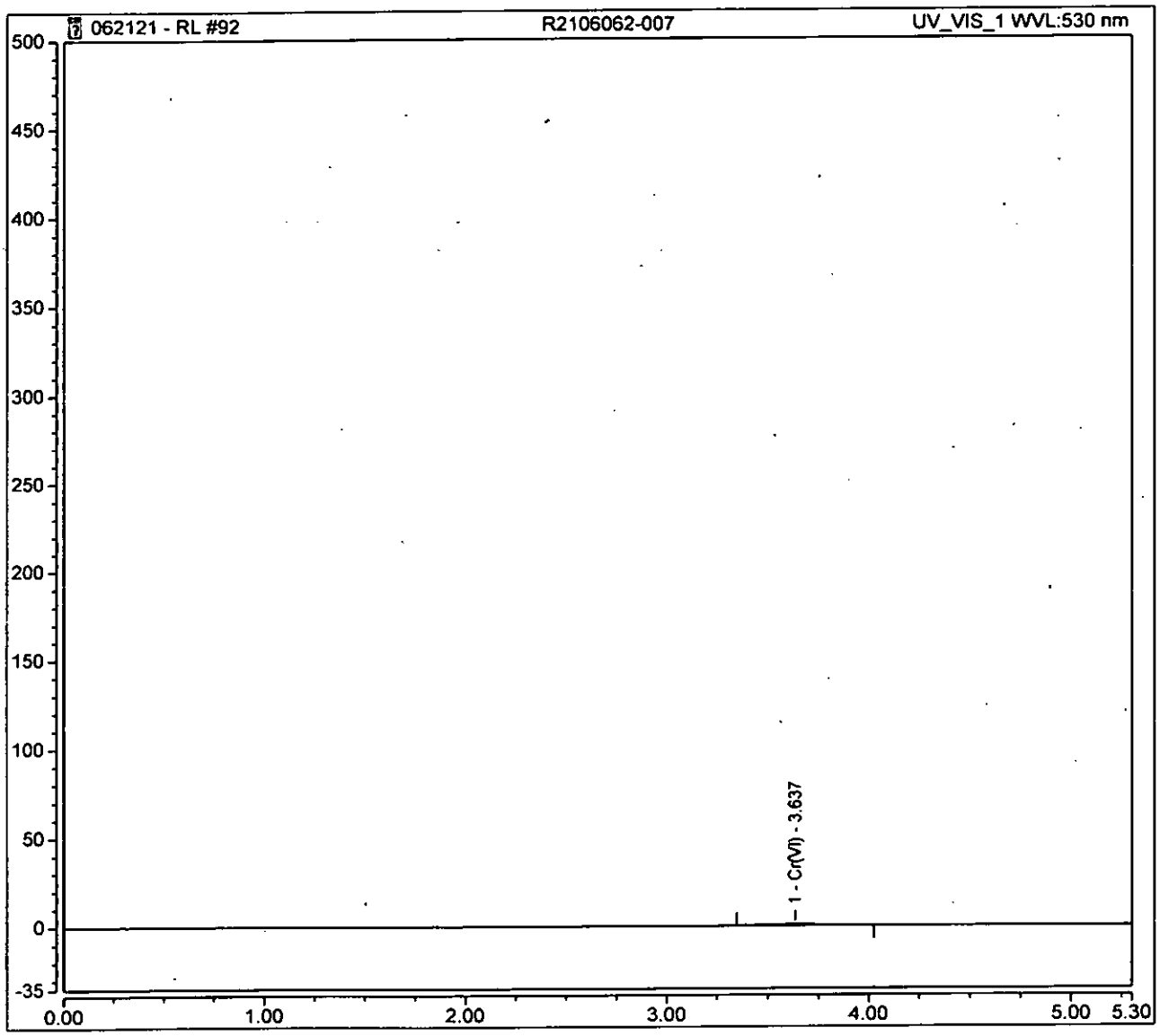

Logged on User: ALRCE.GENCHEM02
Instrument: IC#8
Sequence: 062121 - RL

Peak Integration Report

Sample Name:	**R2106062-007**	*Inj. Vol.:*	**100.00**
Injection Type:	**Unknown**	*Dilution Factor:*	**1.0000**
Processing Method:	**8-062121RL**	*Injection Number:*	**93**
Inj. Date / Time:	**22-Jun-2021 / 03:46**	*Sample Comment:*	**7199 REPLICATE**

No.	Time min	Peak Name	Peak Type	Area mAU*min	Height mAU	Amount ppm
1	3.64	Cr(VI)	BMB	0.293	0.852	0.00243

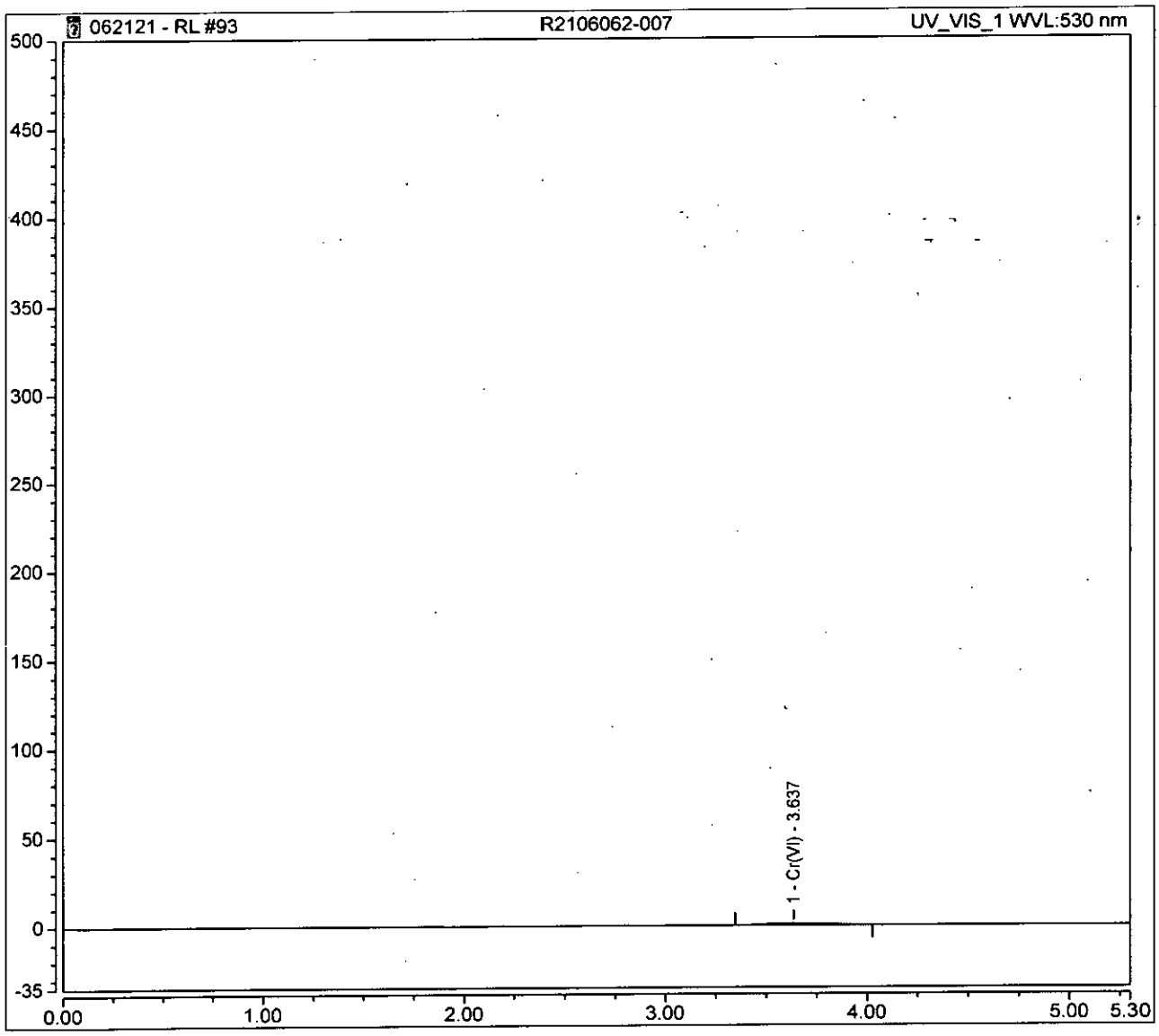

Chromeleon (c) Dionex 1996-2009
Version 7.1.1.1127

Cr(VI) - RL/Integration

Logged on User: ALRCE.GENCHEM02
Instrument: IC#8
Sequence: 062121 - RL

Peak Integration Report

Sample Name:	**R2106062-008**	*Inj. Vol.:*	**100.00**
Injection Type:	**Unknown**	*Dilution Factor:*	**1.0000**
Processing Method:	**8-062121RL**	*Injection Number:*	**94**
Inj. Date / Time:	**22-Jun-2021 / 03:53**	*Sample Comment:*	**7199**

No.	Time min	Peak Name	Peak Type	Area mAU*min	Height mAU	Amount ppm
1	3.63	Cr(VI)	BMB	0.232	0.734	0.00191

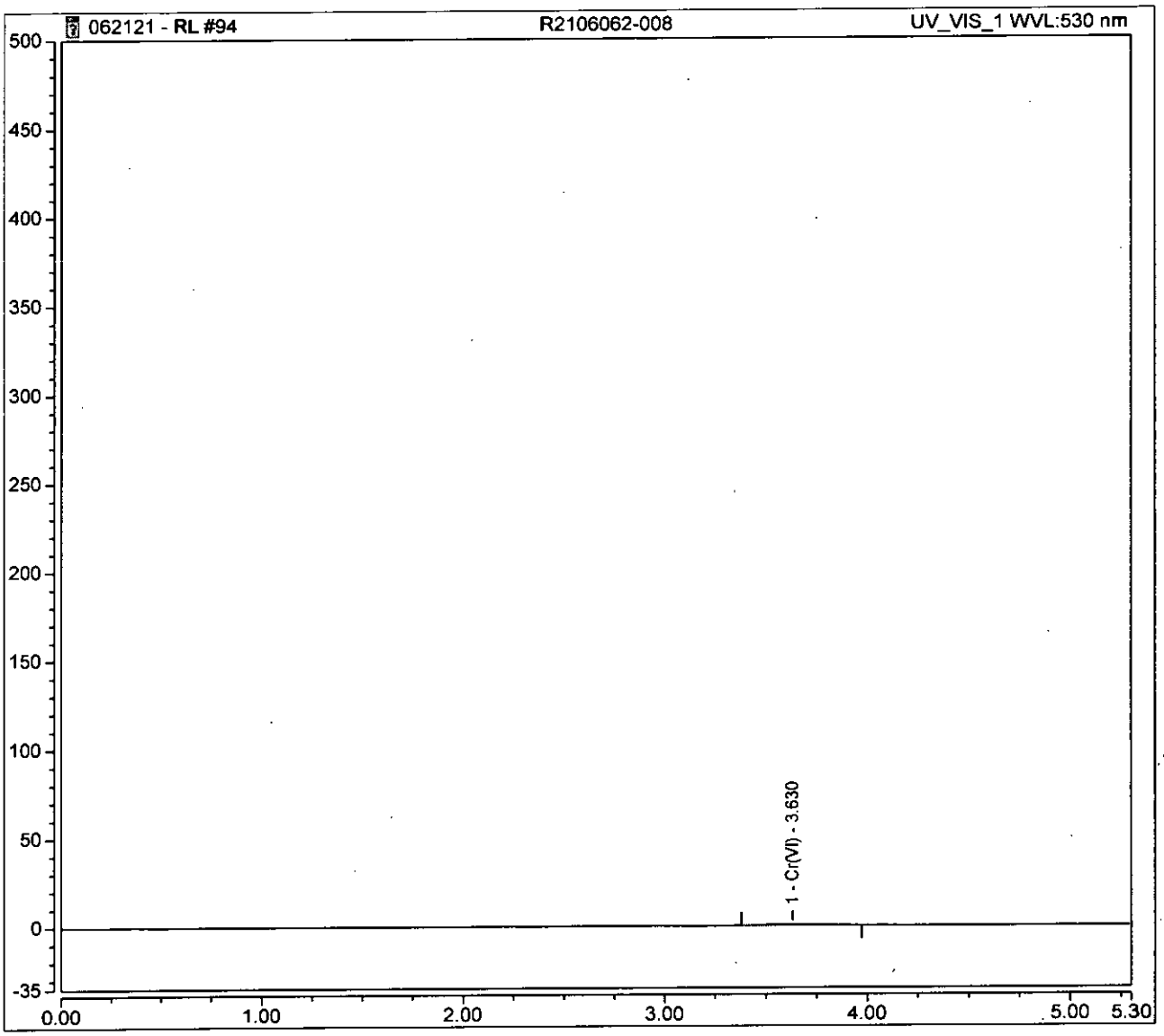

Logged on User: ALRCE.GENCHEM02
Instrument: IC#8
Sequence: 062121 - RL

Peak Integration Report

Sample Name:	**R2106062-008**	*Inj. Vol.:*	**100.00**
Injection Type:	**Unknown**	*Dilution Factor:*	**1.0000**
Processing Method:	**8-062121RL**	*Injection Number:*	**95**
Inj. Date / Time:	**22-Jun-2021 / 04:02**	*Sample Comment:*	**7199 REPLICATE**

No.	Time min	Peak Name	Peak Type	Area mAU*min	Height mAU	Amount ppm
1	3.62	Cr(VI)	BMB	0.249	0.753	0.00205

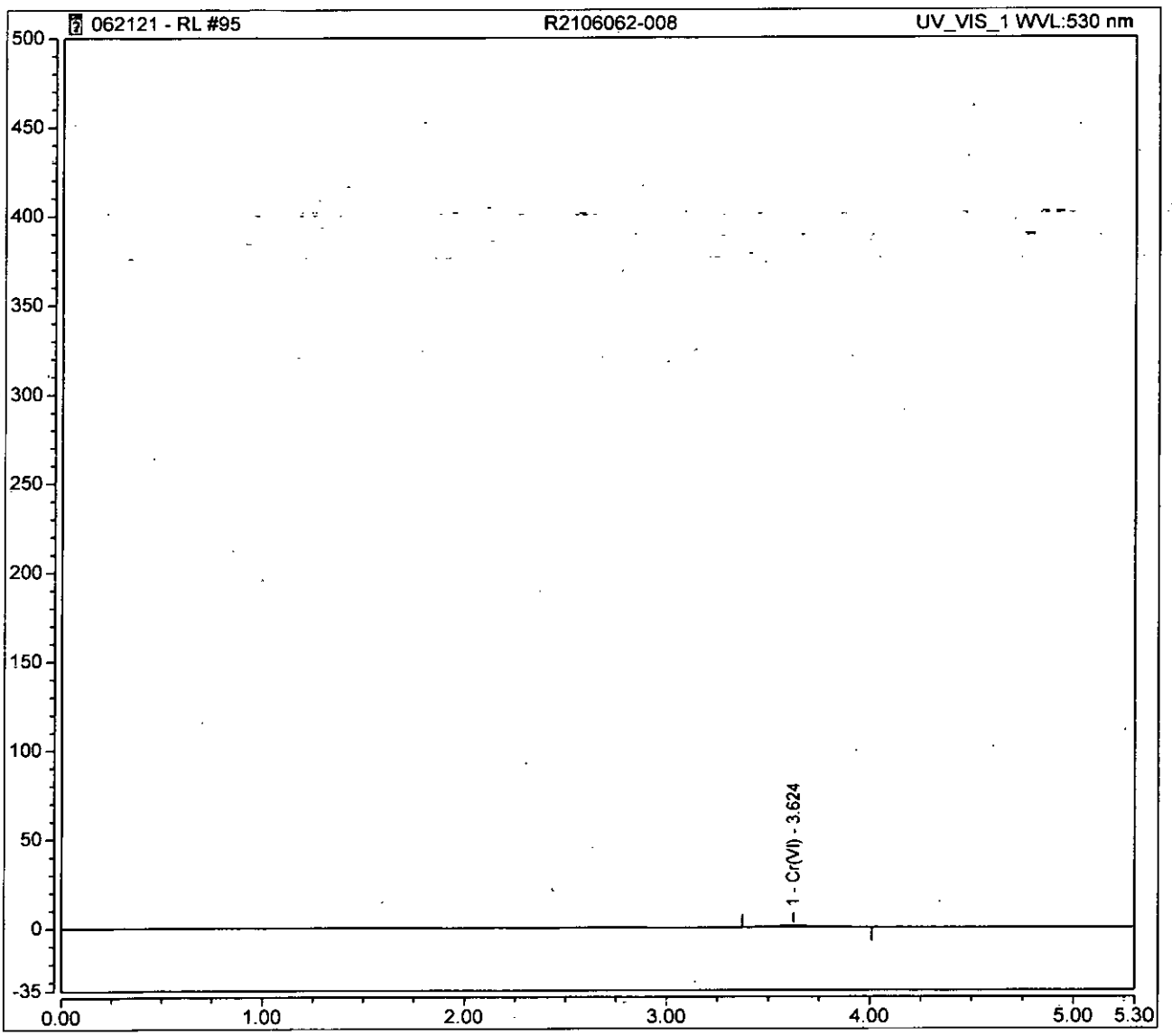

Logged on User: ALRCE.GENCHEM02
Instrument: IC#8
Sequence: 062121 - RL

Peak Integration Report

Sample Name:	**R2106062-009**	*Inj. Vol.:*	**100.00**
Injection Type:	**Unknown**	*Dilution Factor:*	**1.0000**
Processing Method:	**8-062121RL**	*Injection Number:*	**96**
Inj. Date / Time:	**22-Jun-2021 / 04:09**	*Sample Comment:*	**7199**

No.	Time min	Peak Name	Peak Type	Area mAU*min	Height mAU	Amount ppm
1	3.65	Cr(VI)	BMB	0.211	0.667	0.00173

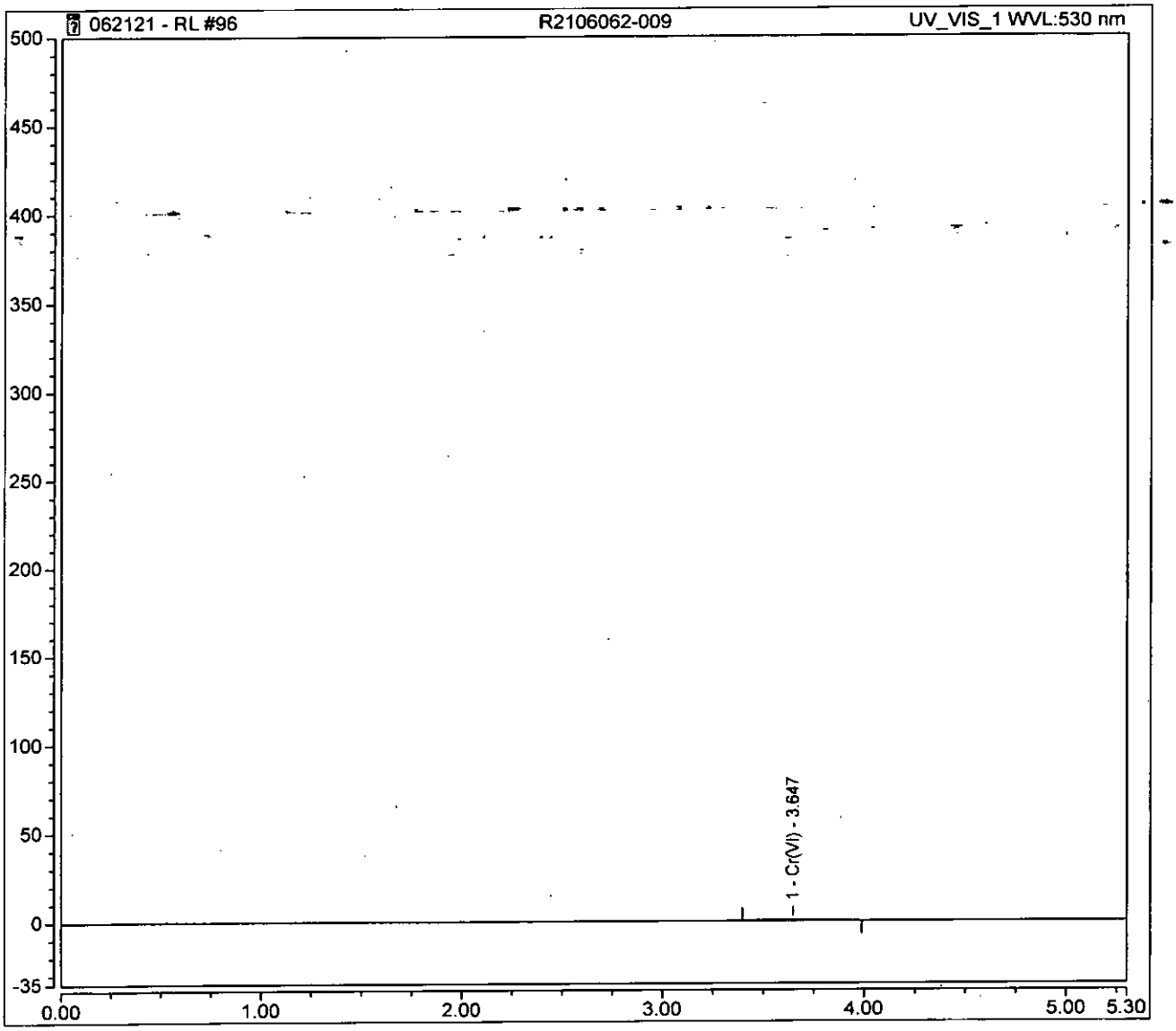

Chromeleon (c) Dionex 1996-2009
Version 7.1.1.1127

Logged on User: ALRCE.GENCHEM02
Instrument: IC#8
Sequence: 062121 - RL

Peak Integration Report

Sample Name:	**R2106062-009**	*Inj. Vol.:*	**100.00**
Injection Type:	**Unknown**	*Dilution Factor:*	**1.0000**
Processing Method:	**8-062121RL**	*Injection Number:*	**97**
Inj. Date / Time:	**22-Jun-2021 / 04:18**	*Sample Comment:*	**7199 REPLICATE**

No.	Time min	Peak Name	Peak Type	Area mAU*min	Height mAU	Amount ppm
1	3.65	Cr(VI)	BMB	0.213	0.674	0.00175

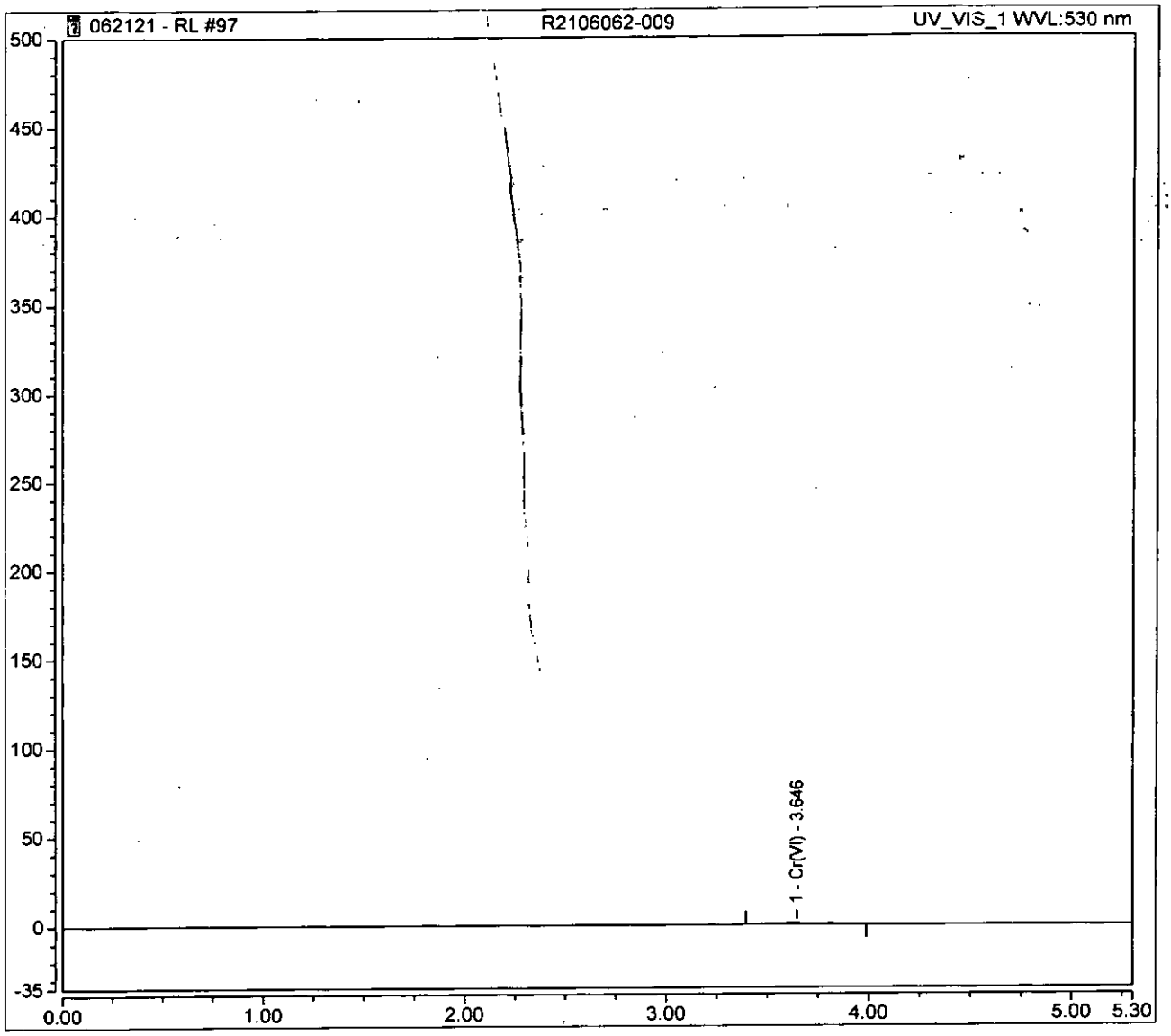

Cr(VI) - RL/Integration

Chromeleon (c) Dionex 1996-2009
Version 7.1.1.1127

Logged on User: ALRCE.GENCHEM02
Instrument: IC#8
Sequence: 062121 - RL

Peak Integration Report

Sample Name:	**R2106062-010**	*Inj. Vol.:*	**100.00**
Injection Type:	**Unknown**	*Dilution Factor:*	**1.0000**
Processing Method:	**8-062121RL**	*Injection Number:*	**98**
Inj. Date / Time:	**22-Jun-2021 / 04:24**	*Sample Comment:*	**7199**

No.	Time min	Peak Name	Peak Type	Area mAU*min	Height mAU	Amount ppm
1	3.64	Cr(VI)	BMB	0.261	0.786	0.00216

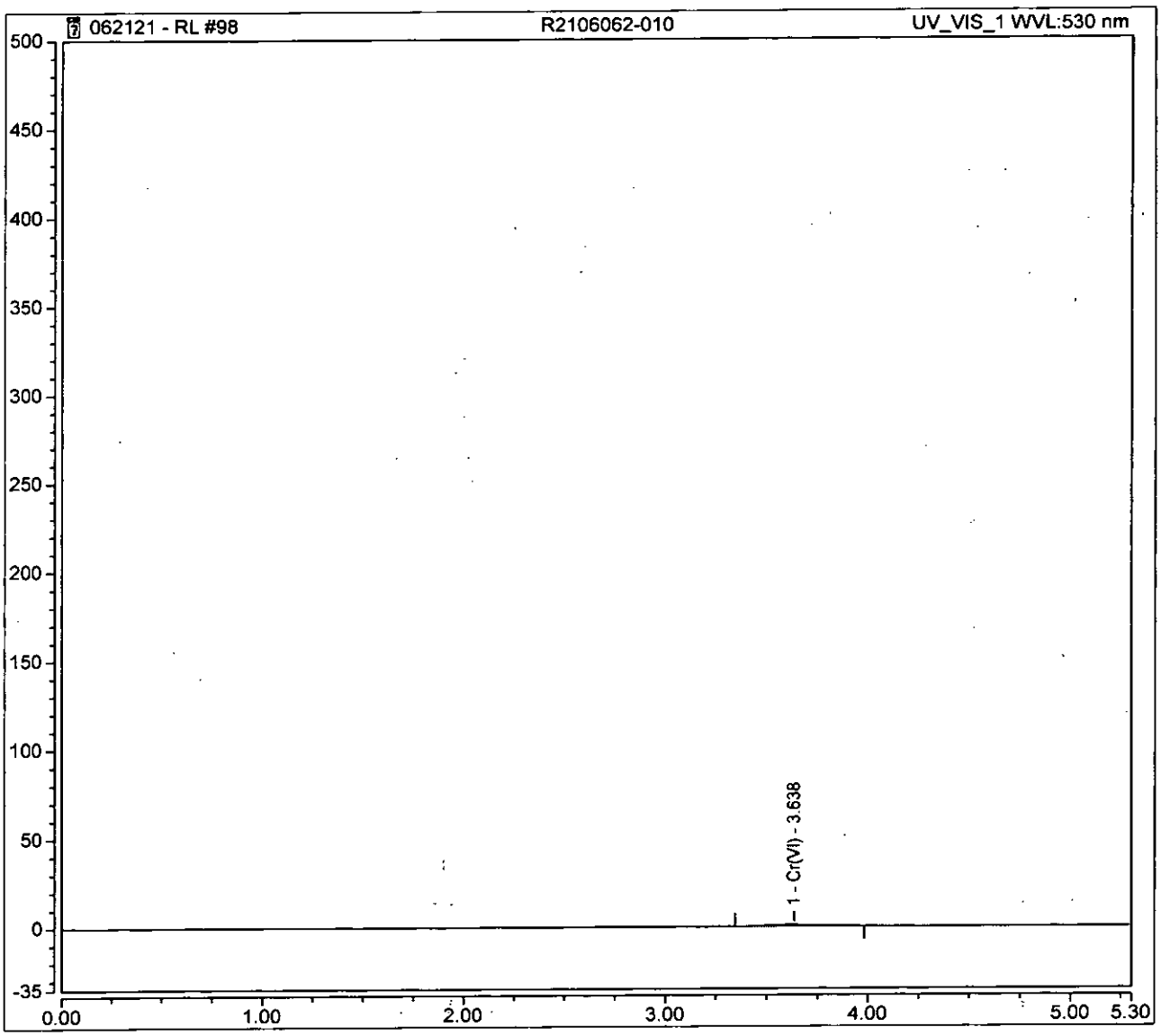

Cr(VI) - RL/Integration

Chromeleon (c) Dionex 1996-2009
Version 7.1.1.1127

Logged on User: ALRCE.GENCHEM02
Instrument: IC#8
Sequence: 062121 - RL

Peak Integration Report

Sample Name:	**R2106062-010**	*Inj. Vol.:*	**100.00**
Injection Type:	**Unknown**	*Dilution Factor:*	**1.0000**
Processing Method:	**8-062121RL**	*Injection Number:*	**99**
Inj. Date / Time:	**22-Jun-2021 / 04:33**	*Sample Comment:*	**7199 REPLICATE**

No.	Time min	Peak Name	Peak Type	Area mAU*min	Height mAU	Amount ppm
1	3.61	Cr(VI)	BMB	0.262	0.792	0.00217

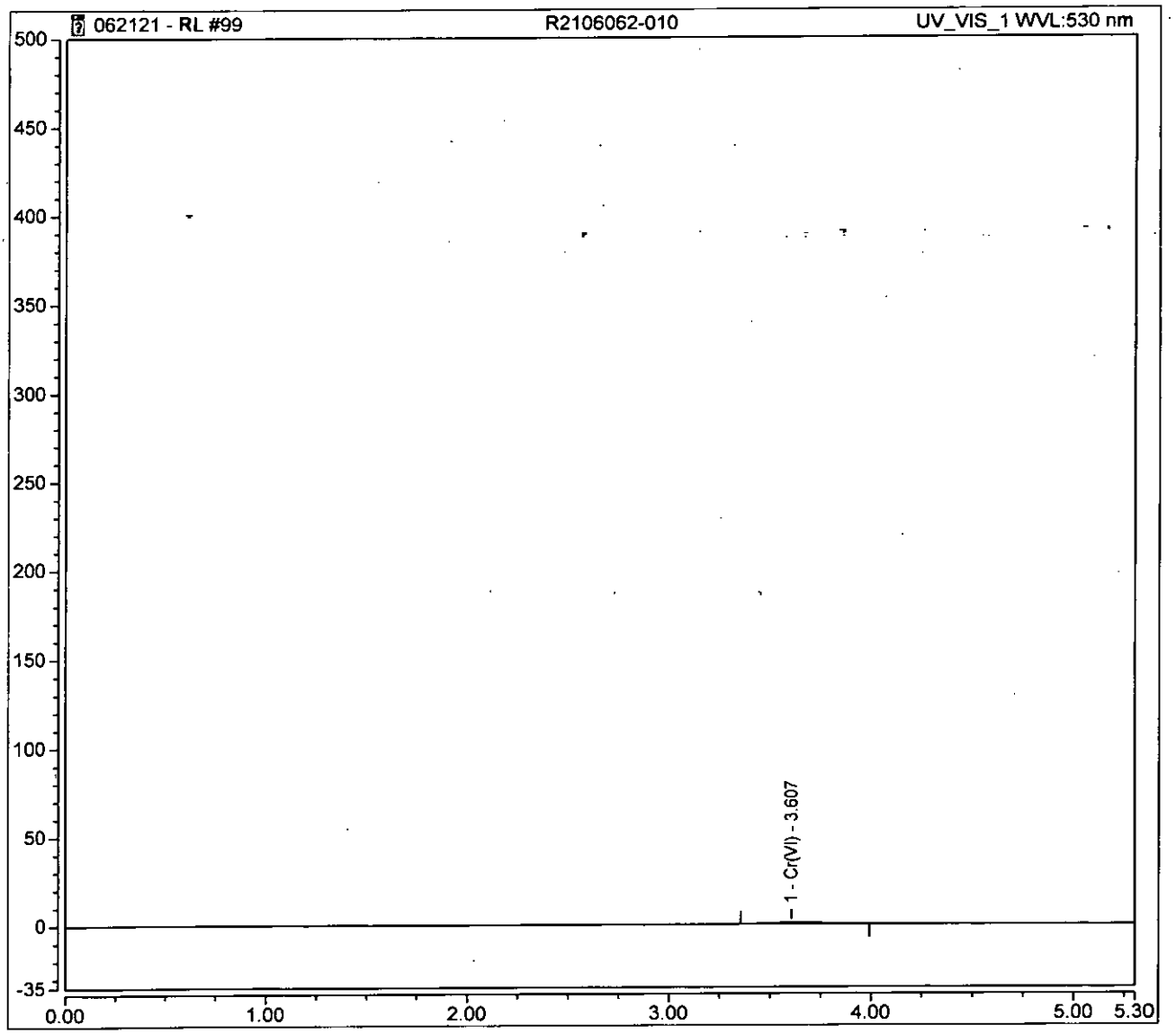

Chromeleon (c) Dionex 1996-2009
Version 7.1.1.1127

Logged on User: ALRCE.GENCHEM02
Instrument: IC#8
Sequence: 062121 - RL

Peak Integration Report

Sample Name:	**R2106062-011**	*Inj. Vol.:*	**100.00**
Injection Type:	**Unknown**	*Dilution Factor:*	**1.0000**
Processing Method:	**8-062121RL**	*Injection Number:*	**100**
Inj. Date / Time:	**22-Jun-2021 / 04:40**	*Sample Comment:*	**7199**

No.	Time min	Peak Name	Peak Type	Area mAU*min	Height mAU	Amount ppm
1	3.64	Cr(VI)	BMB	0.515	1.462	0.00434

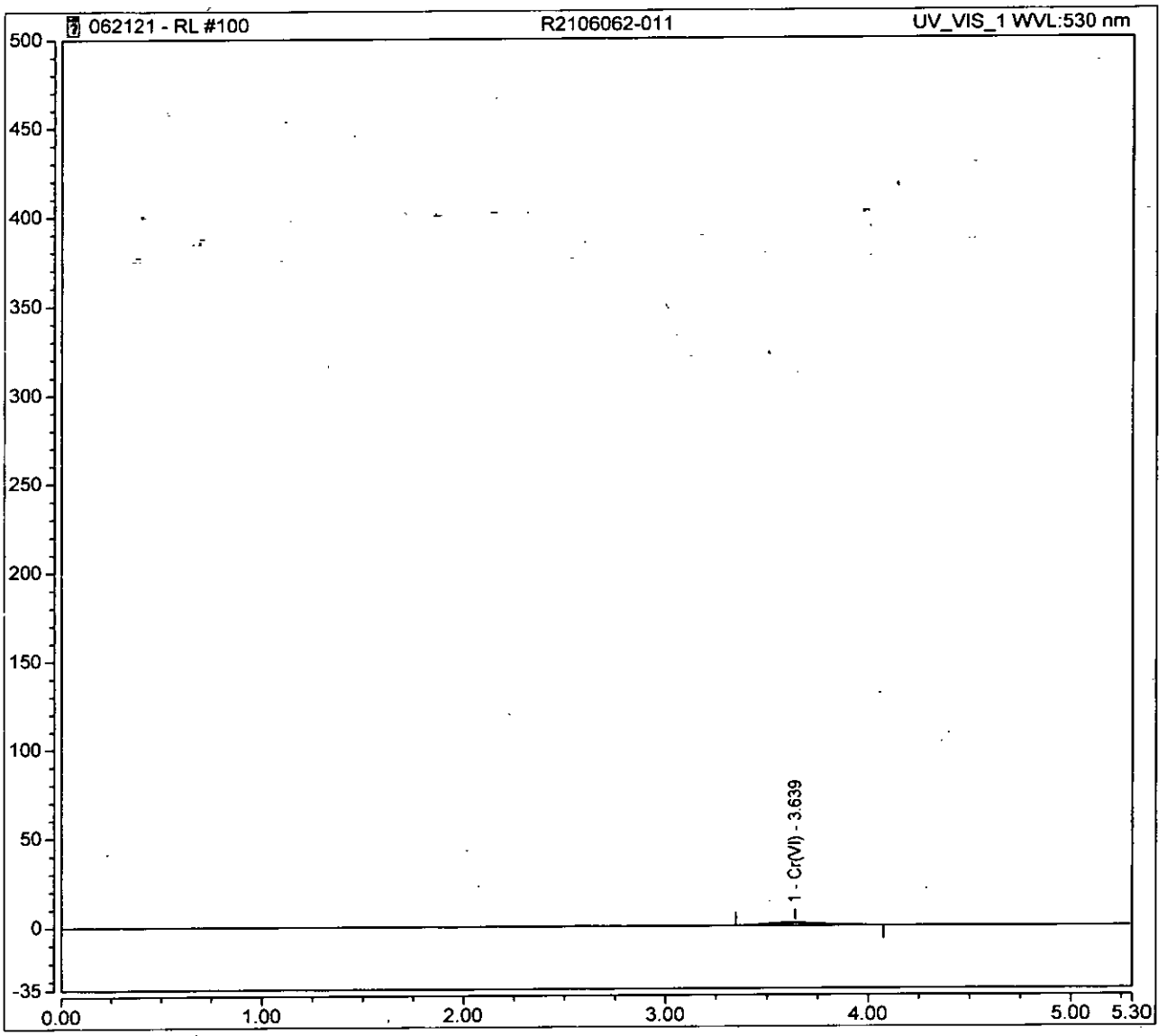

Cr(VI) - RL/Integration

Chromeleon (c) Dionex 1996-2009
Version 7.1.1.1127

Logged on User: ALRCE.GENCHEM02
Instrument: IC#8
Sequence: 062121 - RL

Peak Integration Report

Sample Name:	**R2106062-011**	*Inj. Vol.:*	**100.00**
Injection Type:	**Unknown**	*Dilution Factor:*	**1.0000**
Processing Method:	**8-062121RL**	*Injection Number:*	**101**
Inj. Date / Time:	**22-Jun-2021 / 04:49**	*Sample Comment:*	**7199 REPLICATE**

No.	Time min	Peak Name	Peak Type	Area mAU*min	Height mAU	Amount ppm
1	3.64	Cr(VI)	BMB	0.516	1.462	0.00435

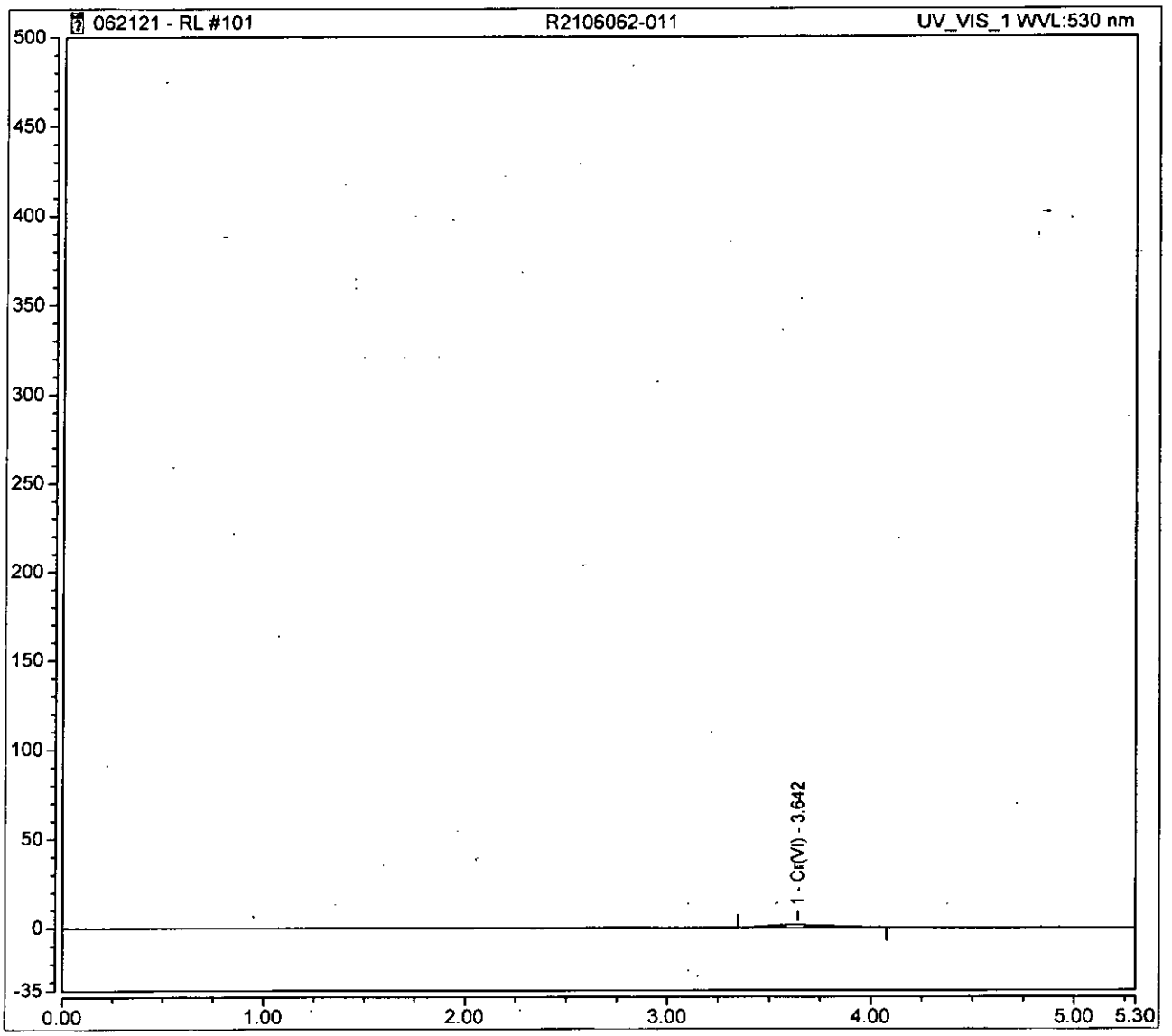

Logged on User: ALRCE.GENCHEM02
Instrument: IC#8
Sequence: 062121 - RL

Peak Integration Report

Sample Name:	**CCV**	*Inj. Vol.:*	**100.00**
Injection Type:	**Unknown**	*Dilution Factor:*	**1.0000**
Processing Method:	**8-062121RL**	*Injection Number:*	**102**
Inj. Date / Time:	**22-Jun-2021 / 04:56**	*Sample Comment:*	**7199/218.6 RL**

No.	Time min	Peak Name	Peak Type	Area mAU*min	Height mAU	Amount ppm
1	3.75	Cr(VI)	BMB	56.744	188.618	0.48705

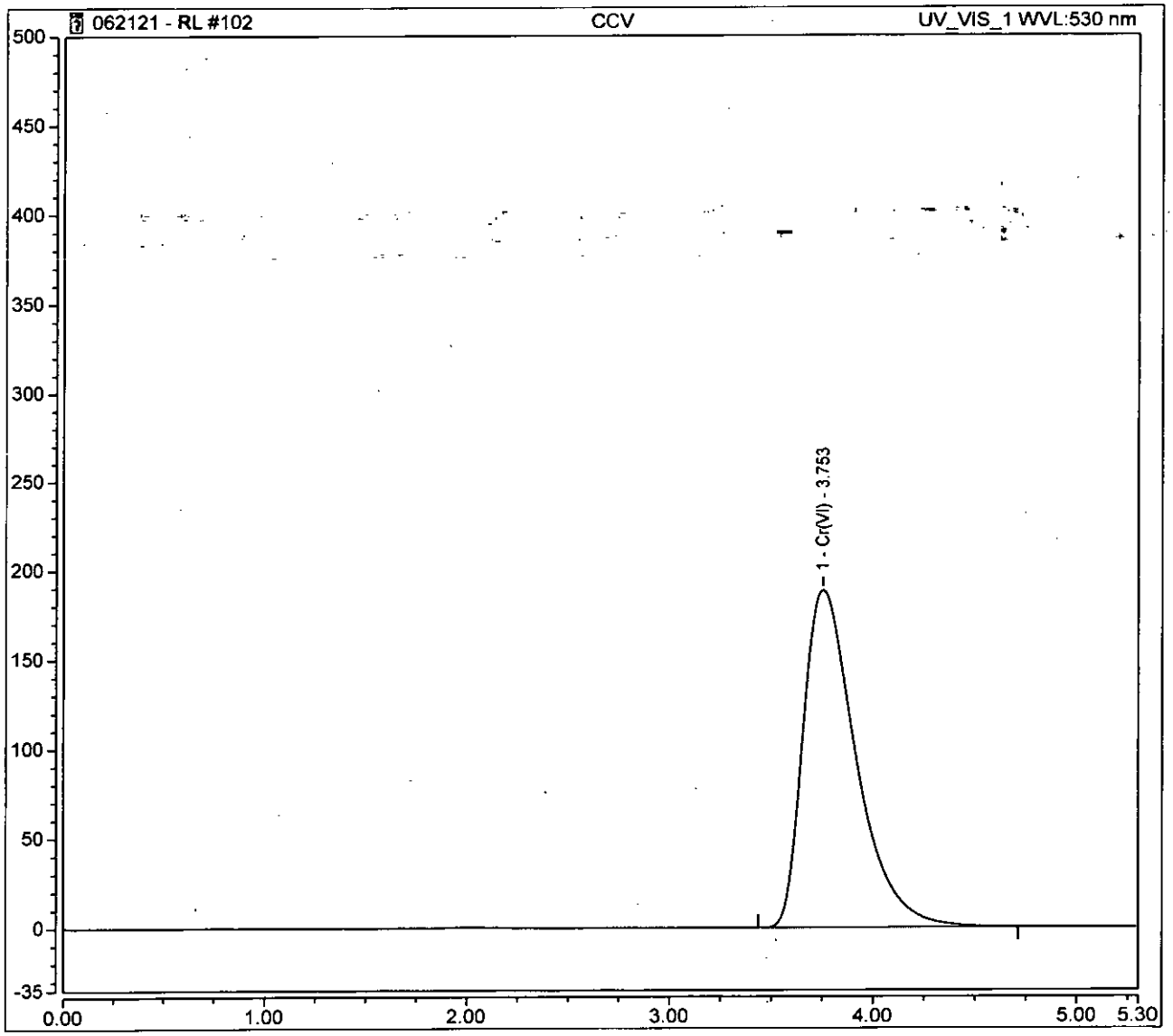

Chromeleon (c) Dionex 1996-2009
Version 7.1.1.1127

Logged on User: ALRCE.GENCHEM02
Instrument: IC#8
Sequence: 062121 - RL

Peak Integration Report

Sample Name:	**CCB**	*Inj. Vol.:*	**100.00**
Injection Type:	**Unknown**	*Dilution Factor:*	**1.0000**
Processing Method:	**8-062121RL**	*Injection Number:*	**103**
Inj. Date / Time:	**22-Jun-2021 / 05:06**	*Sample Comment:*	**7199/218.6 RL**

No.	Time min	Peak Name	Peak Type	Area mAU*min	Height mAU	Amount n.a.

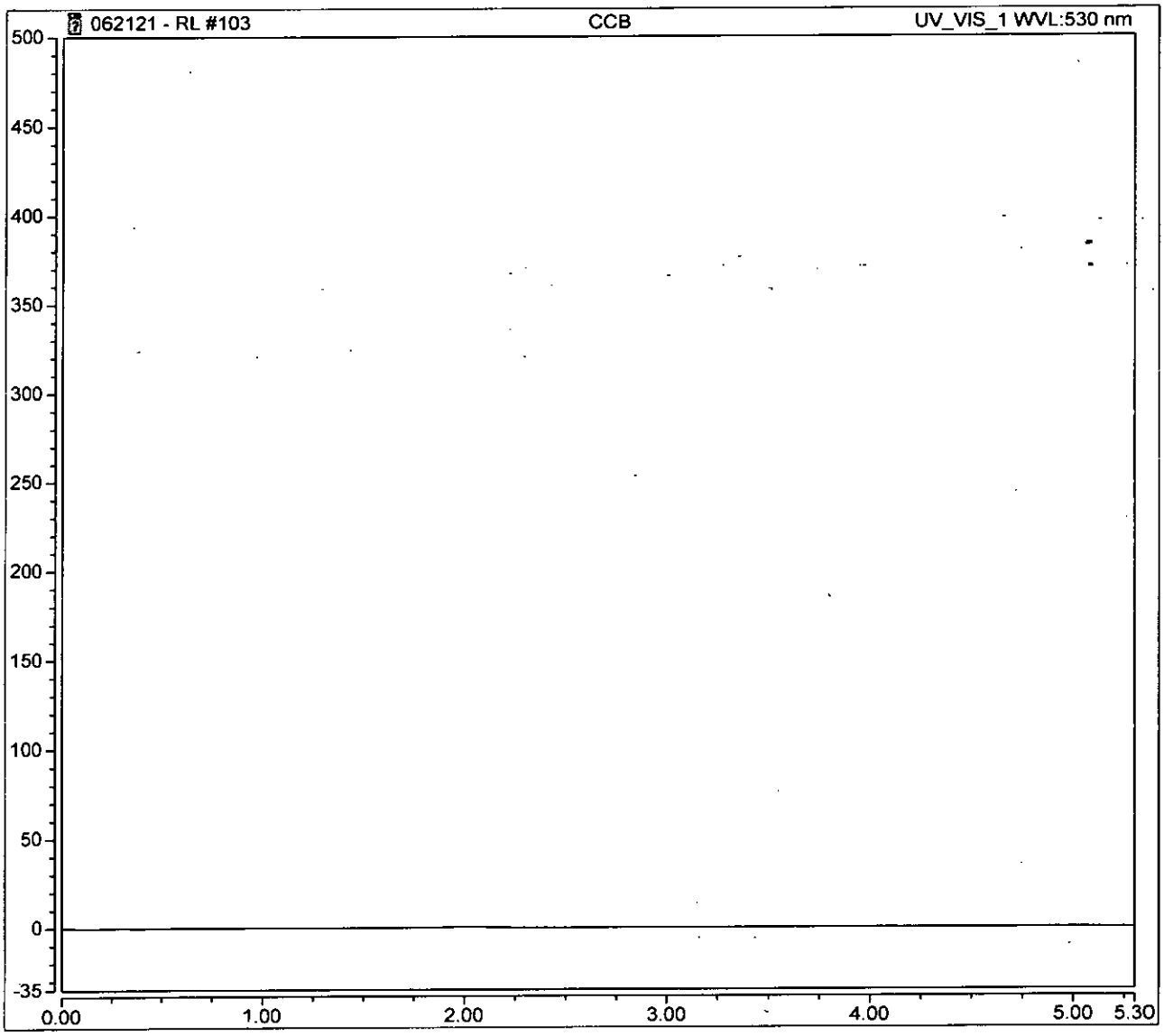

Logged on User: ALRCE.GENCHEM02
Instrument: IC#8
Sequence: 062121 - RL

Peak Integration Report

Sample Name:	**R2106062-012**	*Inj. Vol.:*	**100.00**
Injection Type:	**Unknown**	*Dilution Factor:*	**1.0000**
Processing Method:	**8-062121RL**	*Injection Number:*	**104**
Inj. Date / Time:	**22-Jun-2021 / 05:15**	*Sample Comment:*	**7199**

No.	Time min	Peak Name	Peak Type	Area mAU*min	Height mAU	Amount ppm
1	3.61	Cr(VI)	BMB	0.316	0.951	0.00263

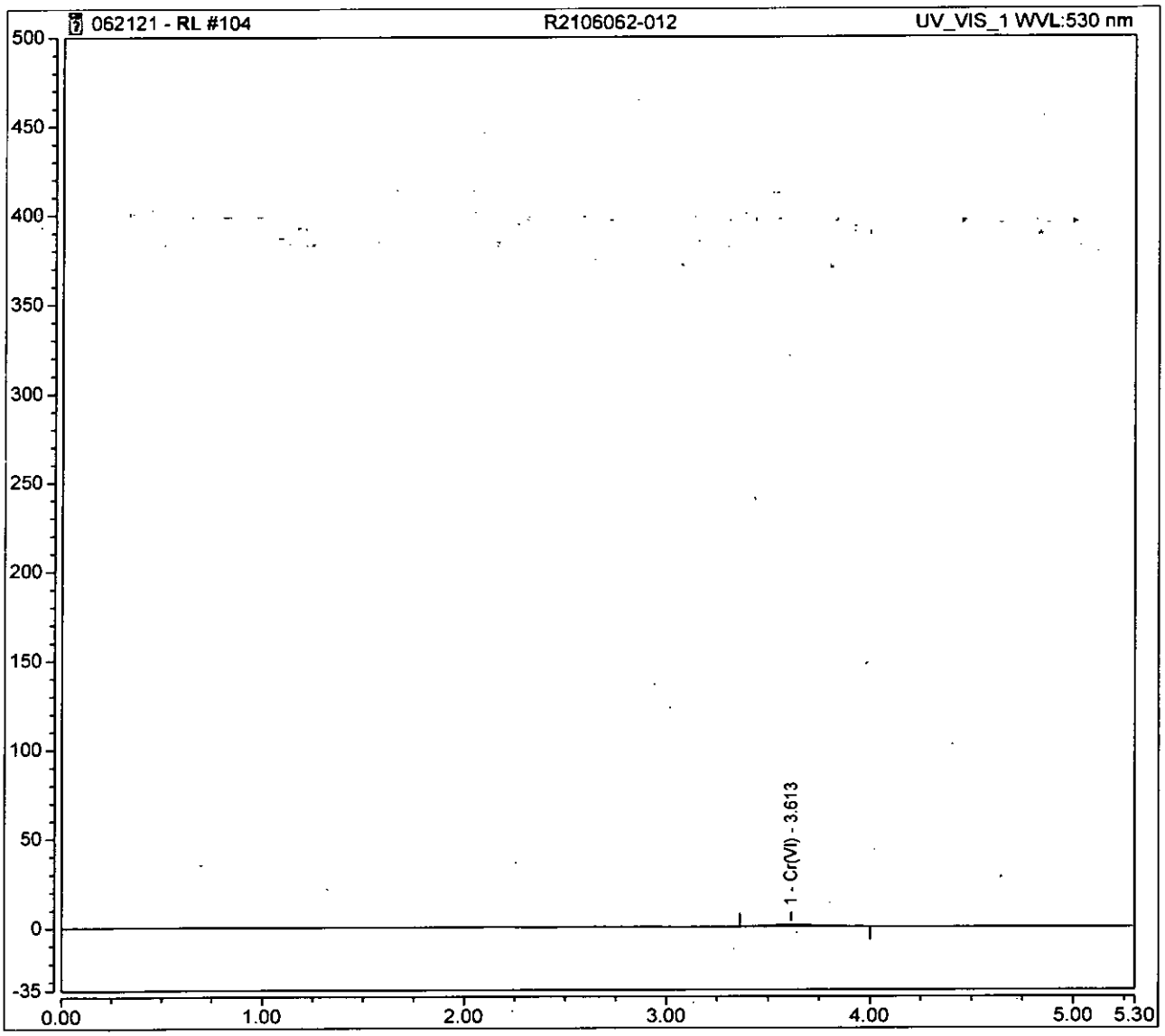

Cr(VI) - RL/Integration

Chromeleon (c) Dionex 1996-2009
Version 7.1.1.1127

Logged on User: ALRCE.GENCHEM02
Instrument: IC#8
Sequence: 062121 - RL

Peak Integration Report

Sample Name:	**R2106062-012**	*Inj. Vol.:*	**100.00**
Injection Type:	**Unknown**	*Dilution Factor:*	**1.0000**
Processing Method:	**8-062121RL**	*Injection Number:*	**105**
Inj. Date / Time:	**22-Jun-2021 / 05:24**	*Sample Comment:*	**7199 REPLICATE**

No.	Time min	Peak Name	Peak Type	Area mAU*min	Height mAU	Amount ppm
1	3.61	Cr(VI)	BMB	0.335	0.979	0.00280

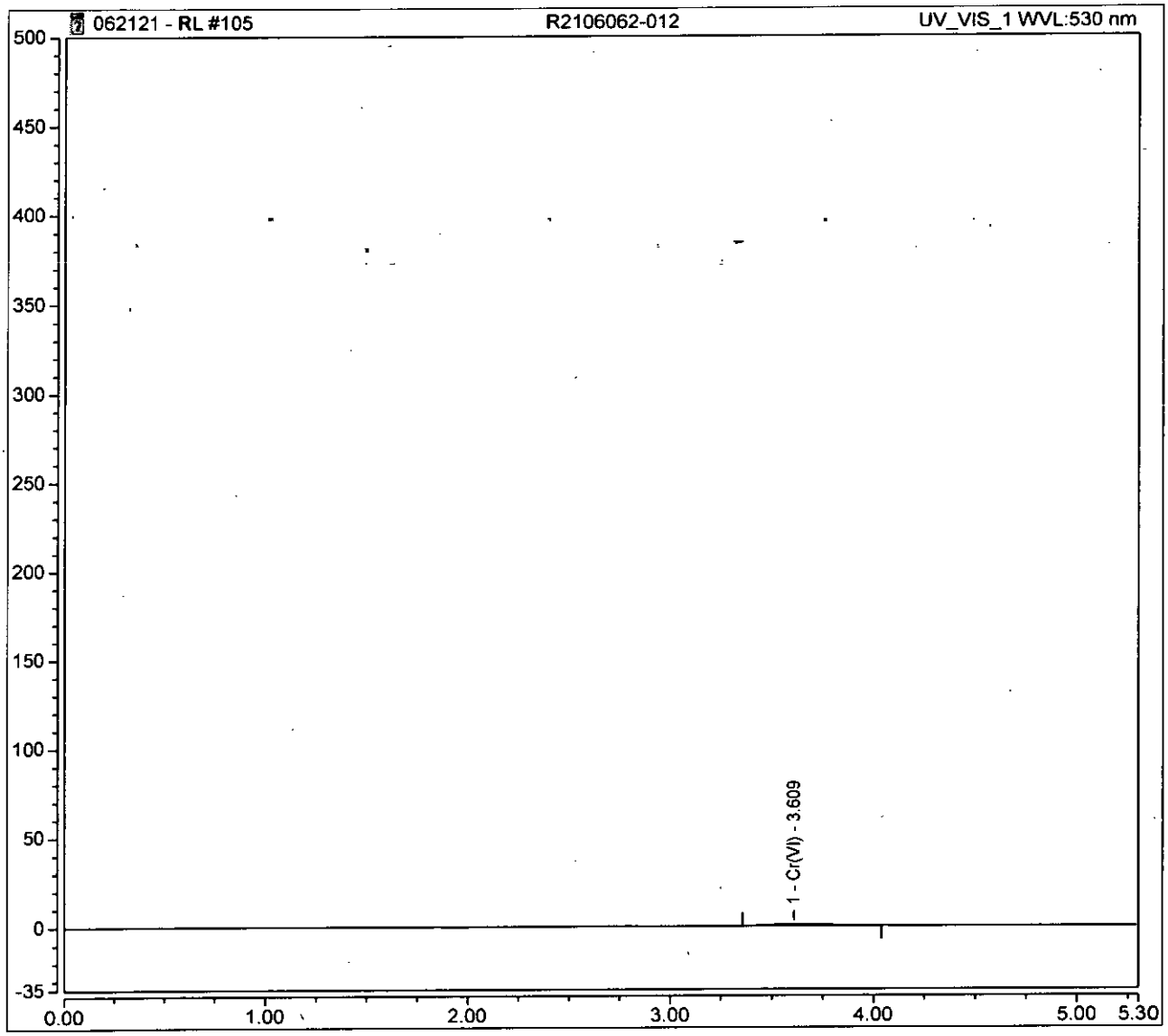

Cr(VI) - RL/Integration

Chromeleon (c) Dionex 1996-2009
Version 7.1.1.1127

Logged on User: ALRCE.GENCHEM02
Instrument: IC#8
Sequence: 062121 - RL

Peak Integration Report

Sample Name:	**R2106062-013**	*Inj. Vol.:*	**100.00**
Injection Type:	**Unknown**	*Dilution Factor:*	**1.0000**
Processing Method:	**8-062121RL**	*Injection Number:*	**106**
Inj. Date / Time:	**22-Jun-2021 / 05:31**	*Sample Comment:*	**7199**

No.	Time min	Peak Name	Peak Type	Area mAU*min	Height mAU	Amount ppm
1	3.61	Cr(VI)	BMB	0.822	2.243	0.00697

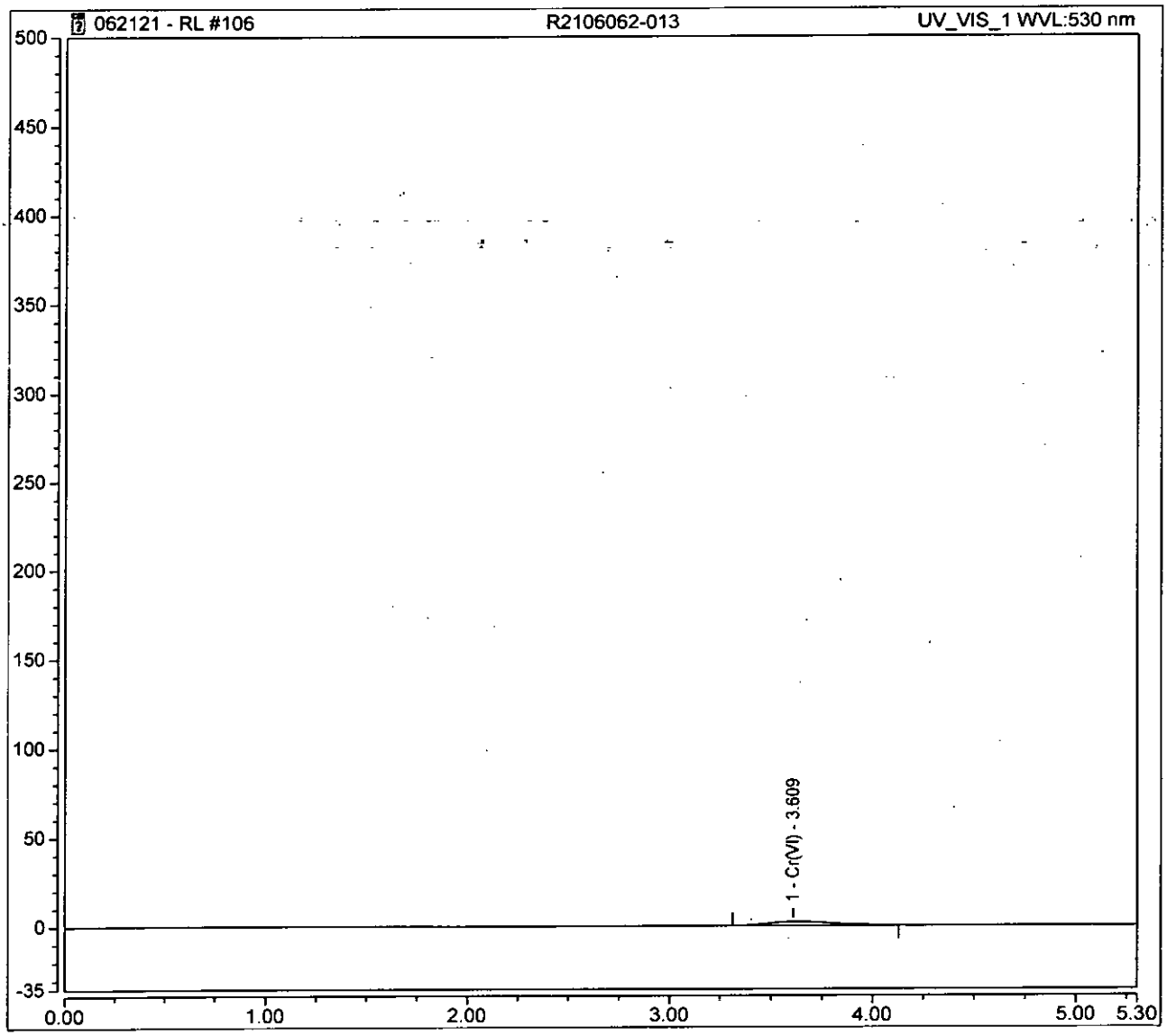

Cr(VI) - RL/Integration

Chromeleon (c) Dionex 1996-2009
Version 7.1.1.1127

Logged on User: ALRCE.GENCHEM02
Instrument: IC#8
Sequence: 062121 - RL

Peak Integration Report

Sample Name:	**R2106062-013**	*Inj. Vol.:*	**100.00**
Injection Type:	**Unknown**	*Dilution Factor:*	**1.0000**
Processing Method:	**8-062121RL**	*Injection Number:*	**107**
Inj. Date / Time:	**22-Jun-2021 / 05:40**	*Sample Comment:*	**7199 REPLICATE**

No.	Time min	Peak Name	Peak Type	Area mAU*min	Height mAU	Amount ppm
1	3.61	Cr(VI)	BMB	0.801	2.237	0.00680

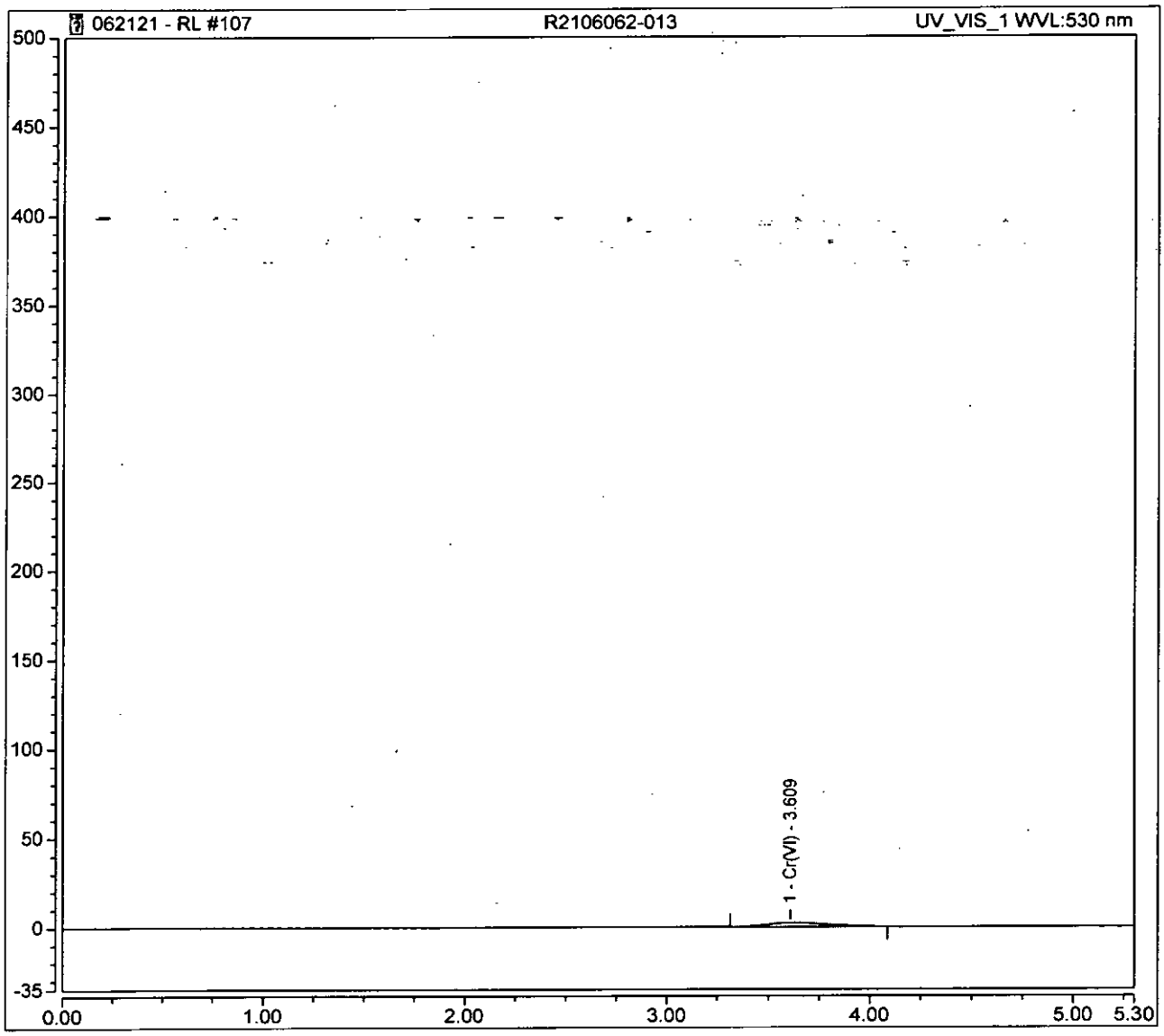

Cr(VI) - RL/Integration

Chromeleon (c) Dionex 1996-2009
Version 7.1.1.1127

Logged on User: ALRCE.GENCHEM02
Instrument: IC#8
Sequence: 062121 - RL

Peak Integration Report

Sample Name:	**SOIL METHOD BLANK**	*Inj. Vol.:*	**100.00**
Injection Type:	**Unknown**	*Dilution Factor:*	**1.0000**
Processing Method:	**8-062121RL**	*Injection Number:*	**108**
Inj. Date / Time:	**22-Jun-2021 / 05:47**	*Sample Comment:*	**7199**

No.	Time min	Peak Name	Peak Type	Area mAU*min	Height mAU	Amount n.a.

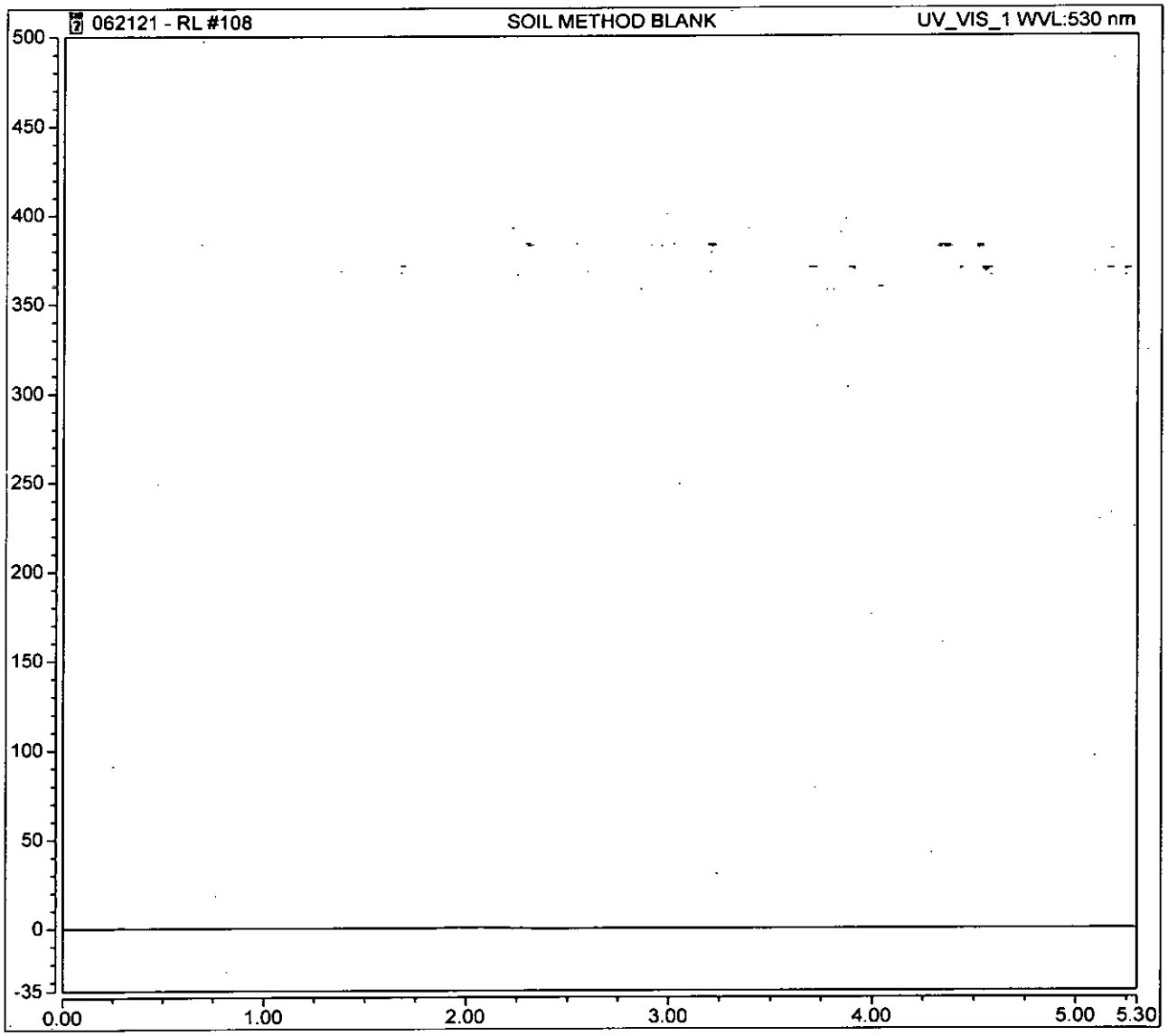

Cr(VI) - RL/Integration

Chromeleon (c) Dionex 1996-2009
Version 7.1.1.1127

Logged on User: ALRCE.GENCHEM02
Instrument: IC#8
Sequence: 062121 - RL

Peak Integration Report

Sample Name:	**SOIL METHOD BLANK**	*Inj. Vol.:*	**100.00**
Injection Type:	**Unknown**	*Dilution Factor:*	**1.0000**
Processing Method:	**8-062121RL**	*Injection Number:*	**109**
Inj. Date / Time:	**22-Jun-2021 / 05:55**	*Sample Comment:*	**7199 REPLICATE**

No.	Time min	Peak Name	Peak Type	Area mAU*min	Height mAU	Amount n.a.

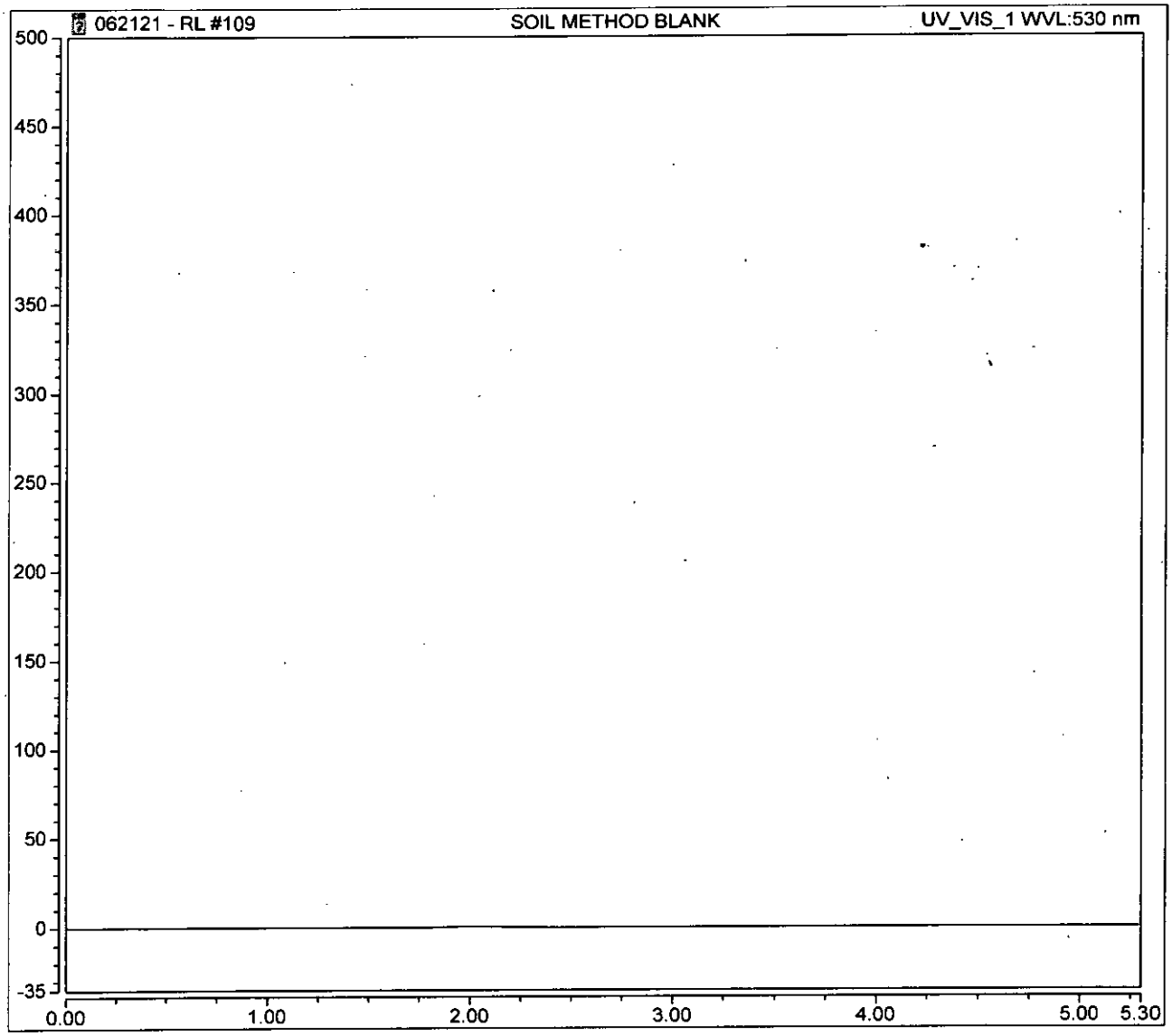

Logged on User: ALRCE.GENCHEM02
Instrument: IC#8
Sequence: 062121 - RL

Peak Integration Report

Sample Name:	**SOIL LCS**	*Inj. Vol.:*	**100.00**
Injection Type:	**Unknown**	*Dilution Factor:*	**20.0000**
Processing Method:	**8-062121RL**	*Injection Number:*	**110**
Inj. Date / Time:	**22-Jun-2021 / 06:02**	*Sample Comment:*	**7199**

No.	Time min	Peak Name	Peak Type	Area mAU*min	Height mAU	Amount ppm
1	3.75	Cr(VI)	BMB	93.823	311.653	16.10697

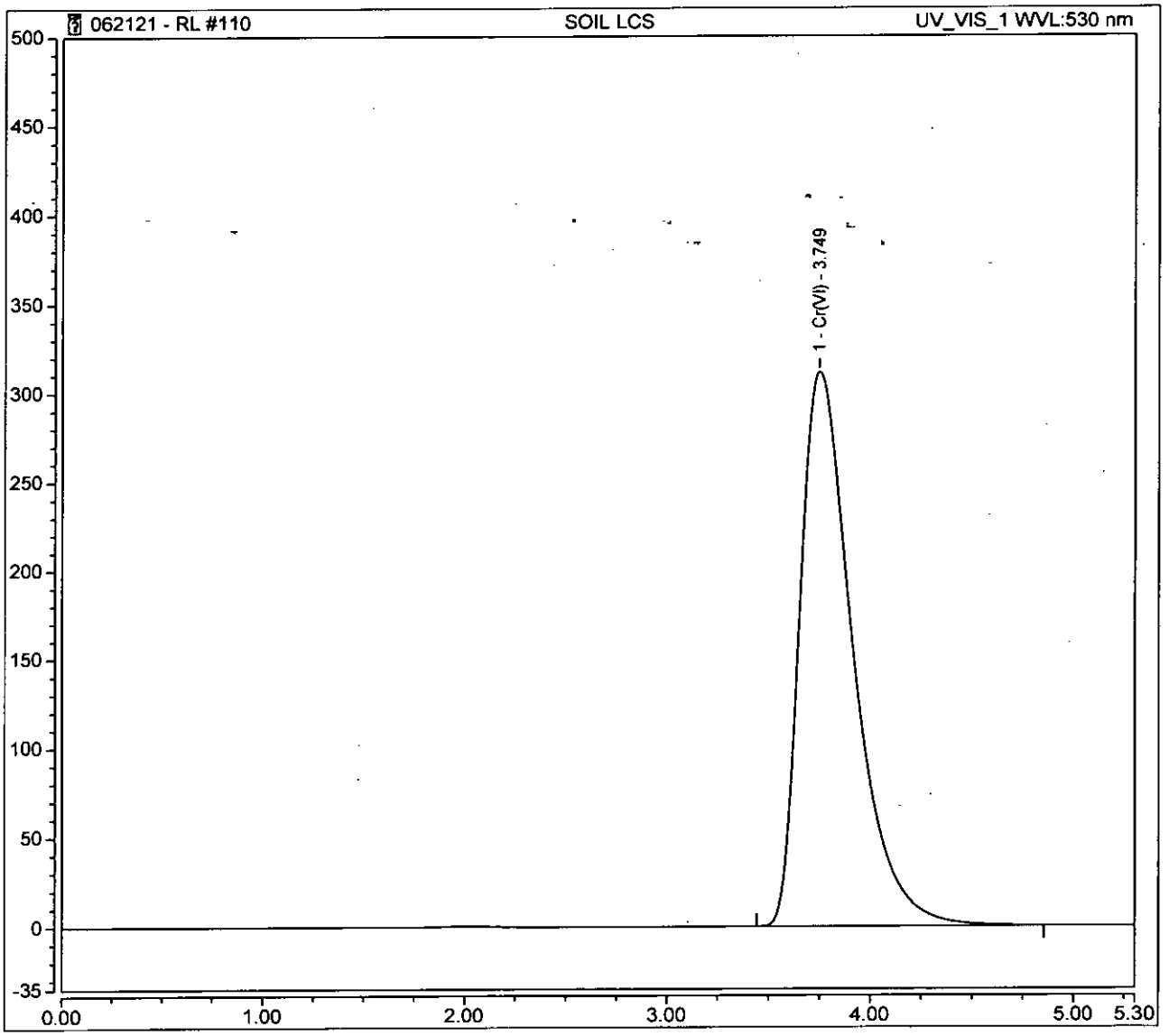

Chromeleon (c) Dionex 1996-2009
Version 7.1.1.1127

Logged on User: ALRCE.GENCHEM02
Instrument: IC#8
Sequence: 062121 - RL

Peak Integration Report

Sample Name:	**SOIL LCS**	*Inj. Vol.:*	**100.00**
Injection Type:	**Unknown**	*Dilution Factor:*	**20.0000**
Processing Method:	**8-062121RL**	*Injection Number:*	**111**
Inj. Date / Time:	**22-Jun-2021 / 06:11**	*Sample Comment:*	**7199 REPLICATE**

No.	Time min	Peak Name	Peak Type	Area mAU*min	Height mAU	Amount ppm
1	3.75	Cr(VI)	BMB	93.790	311.372	16.10136

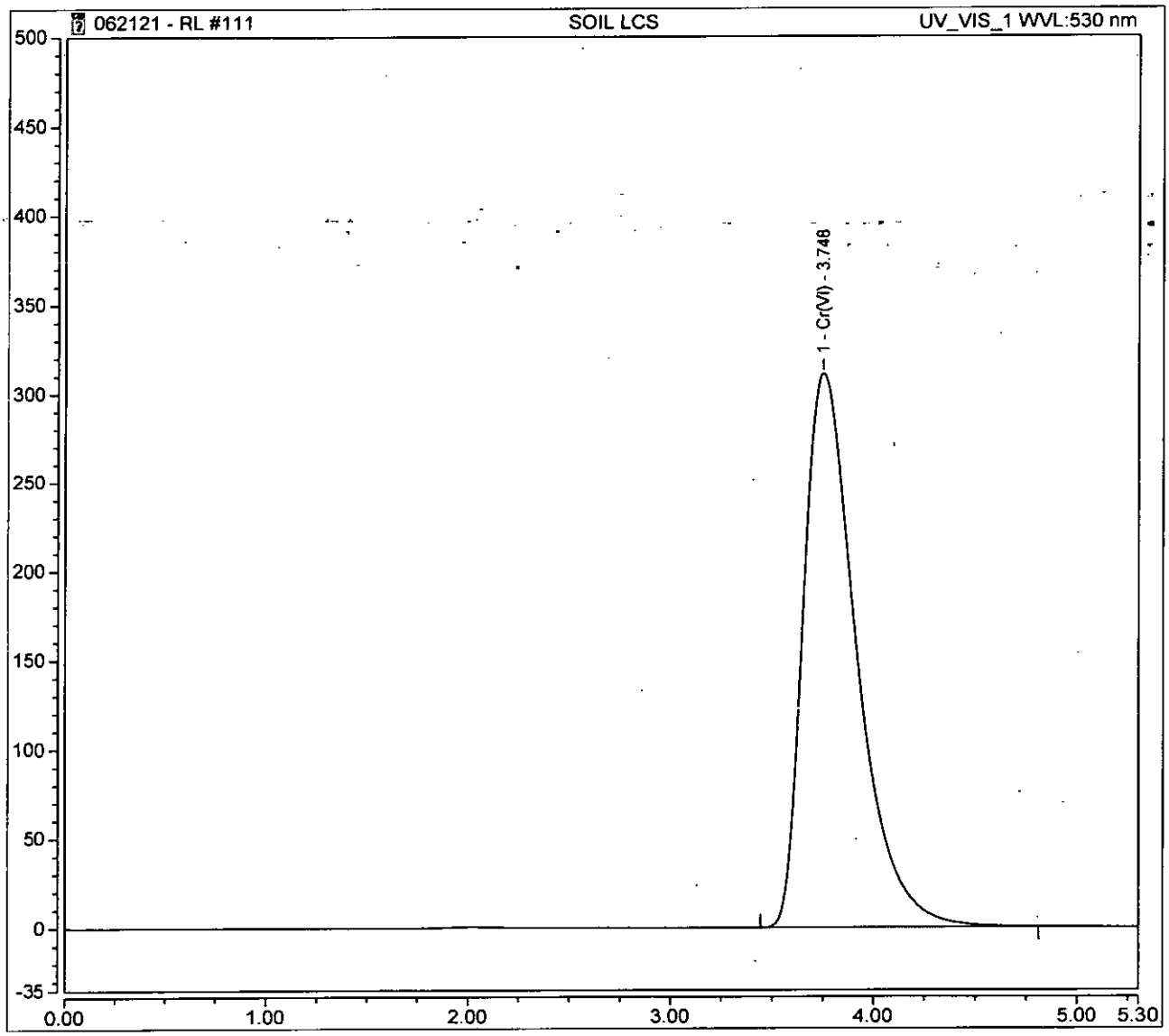

Cr(VI) - RL/Integration

Chromeleon (c) Dionex 1996-2009
Version 7.1.1.1127

Logged on User: ALRCE.GENCHEM02
Instrument: IC#8
Sequence: 062121 - RL

Peak Integration Report

Sample Name:	**R2105887-019**	*Inj. Vol.:*	**100.00**
Injection Type:	**Unknown**	*Dilution Factor:*	**1.0000**
Processing Method:	**8-062121RL**	*Injection Number:*	**112**
Inj. Date / Time:	**22-Jun-2021 / 06:18**	*Sample Comment:*	**7199**

No.	Time min	Peak Name	Peak Type	Area mAU*min	Height mAU	Amount n.a.

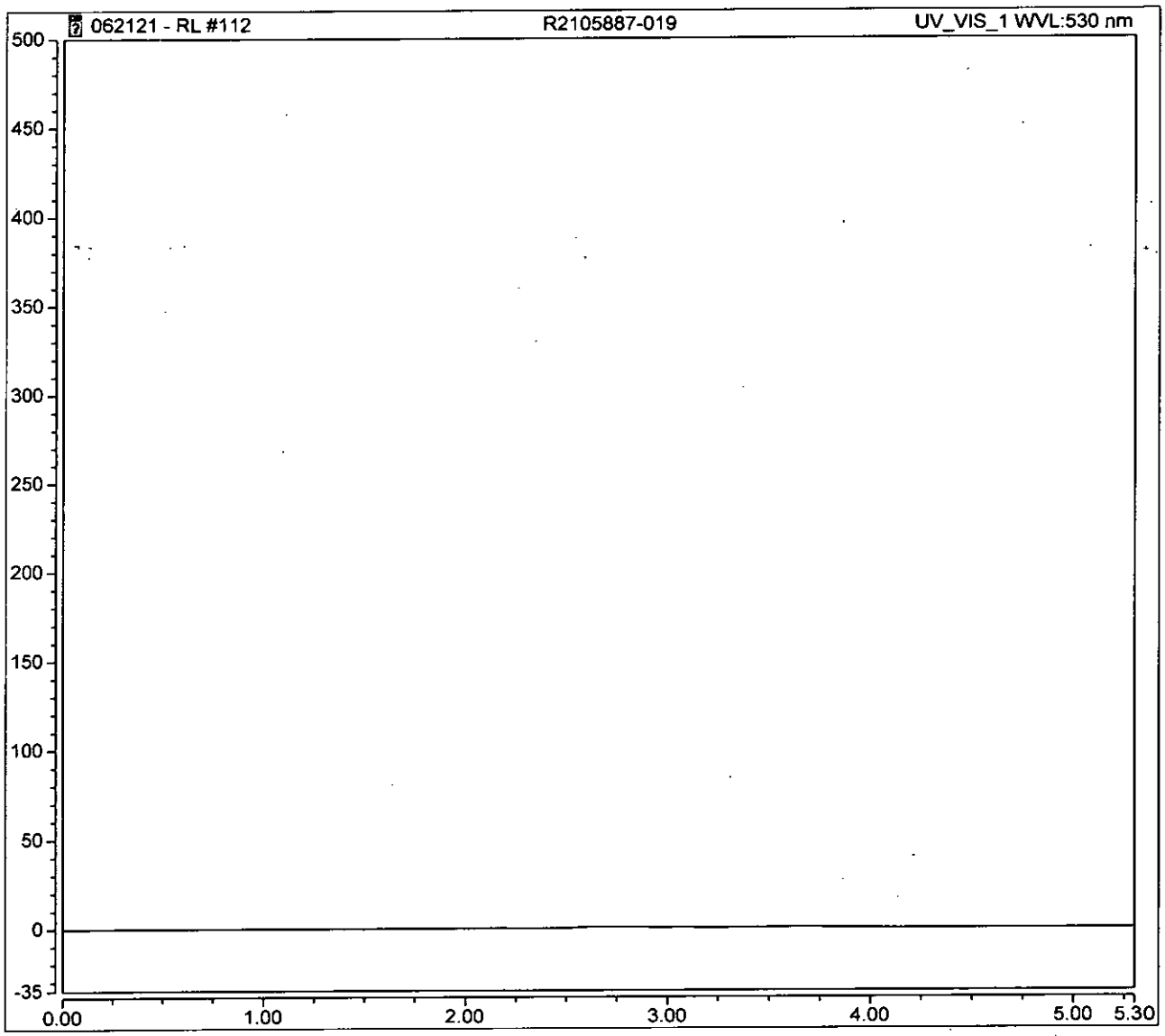

Cr(VI) - RL/Integration

Chromeleon (c) Dionex 1996-2009
Version 7.1.1.1127

Logged on User: ALRCE.GENCHEM02
Instrument: IC#8
Sequence: 062121 - RL

Peak Integration Report

Sample Name:	**R2105887-019**	*Inj. Vol.:*	**100.00**
Injection Type:	**Unknown**	*Dilution Factor:*	**1.0000**
Processing Method:	**8-062121RL**	*Injection Number:*	**113**
Inj. Date / Time:	**22-Jun-2021 / 06:27**	*Sample Comment:*	**7199 REPLICATE**

No.	Time min	Peak Name	Peak Type	Area mAU*min	Height mAU	Amount ppm
1	3.61	Cr(VI)	BMB	0.105	0.377	0.00082

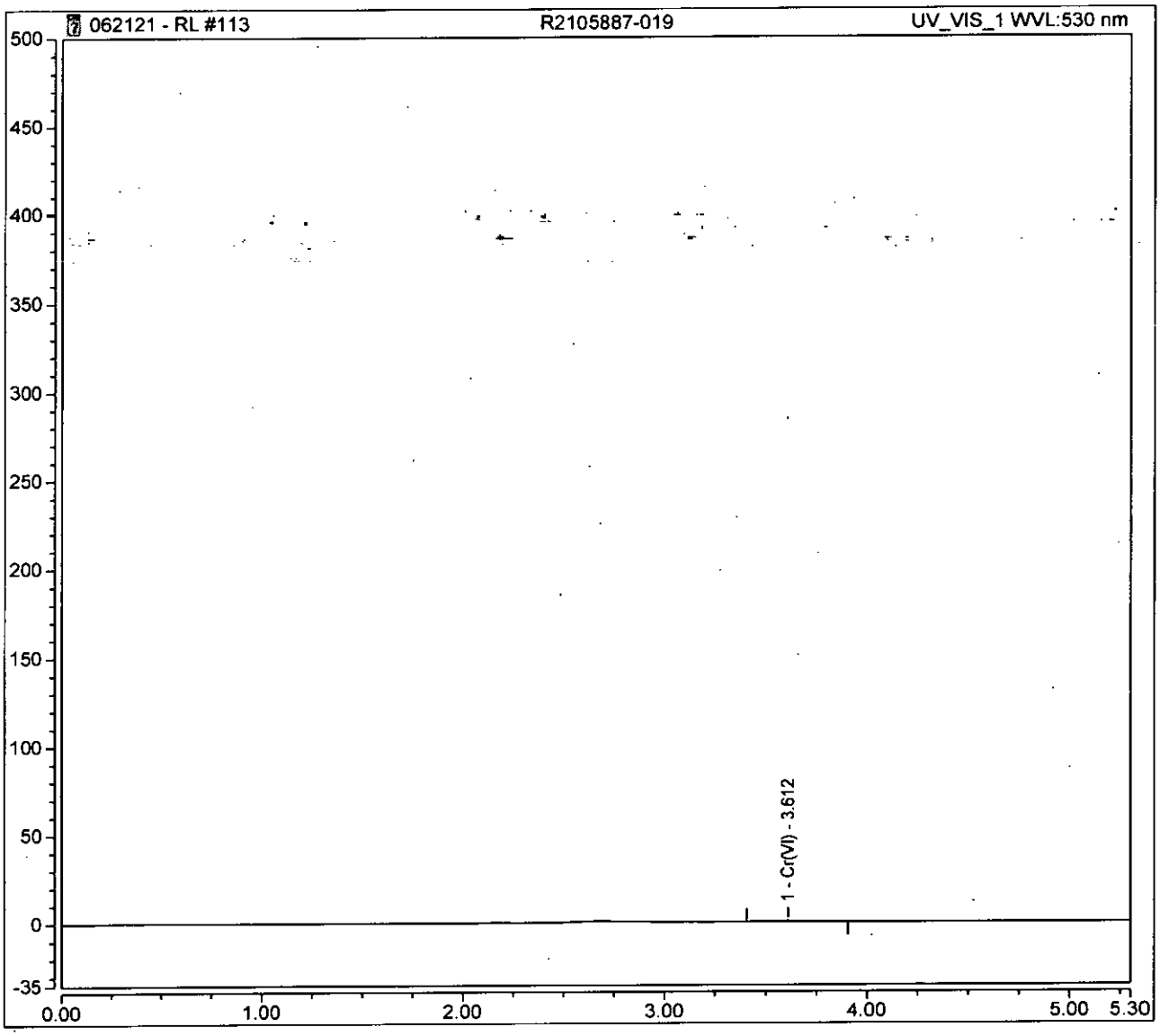

Logged on User: ALRCE.GENCHEM02
Instrument: IC#8
Sequence: 062121 - RL

Peak Integration Report

Sample Name:	**CCV**	*Inj. Vol.:*	**100.00**
Injection Type:	**Unknown**	*Dilution Factor:*	**1.0000**
Processing Method:	**8-062121RL**	*Injection Number:*	**114**
Inj. Date / Time:	**22-Jun-2021 / 06:33**	*Sample Comment:*	**7199/218.6 RL**

No.	Time min	Peak Name	Peak Type	Area mAU*min	Height mAU	Amount ppm
1	3.75	Cr(VI)	BMB	56.756	188.277	0.48714

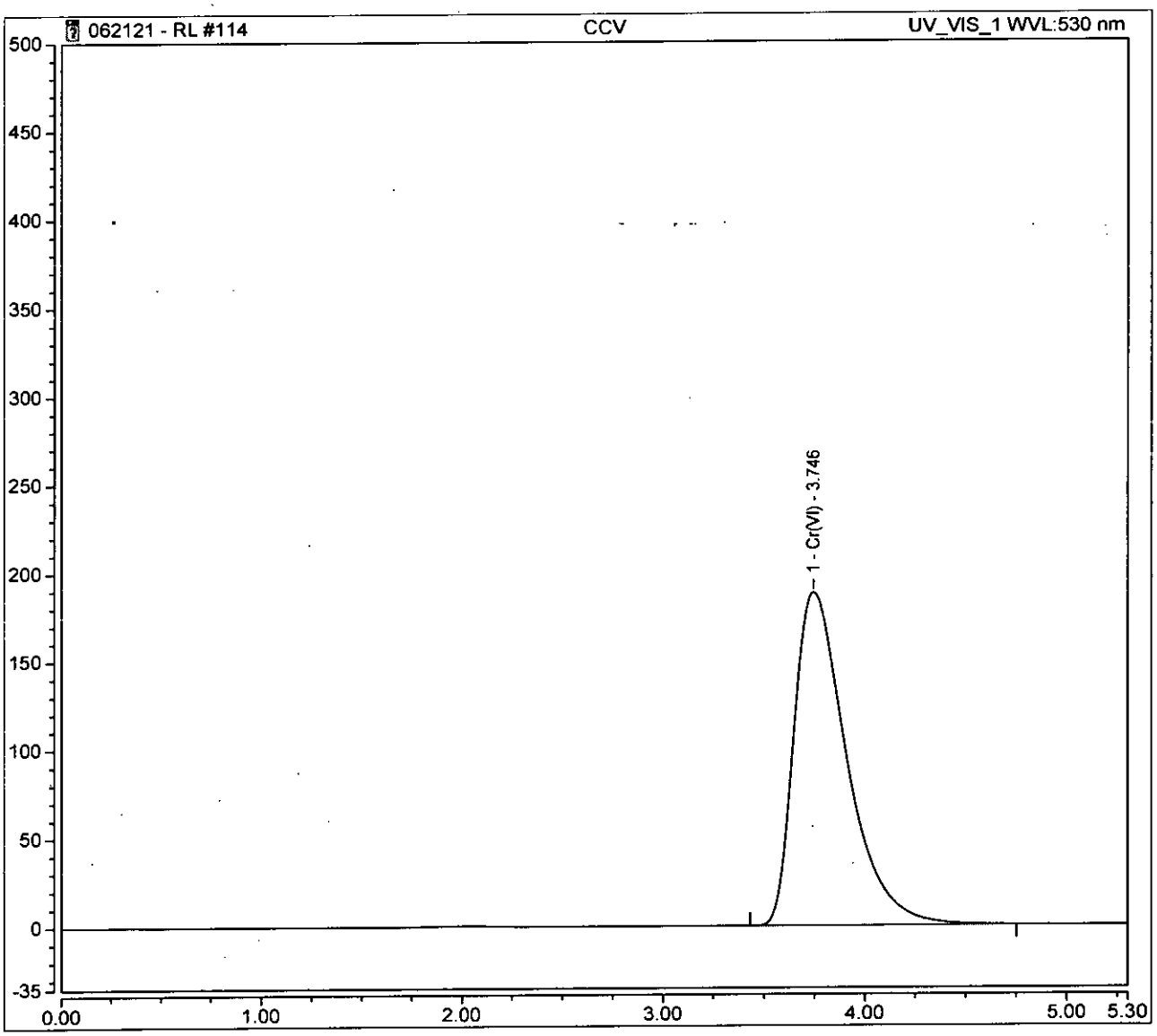

Chromeleon (c) Dionex 1996-2009
Version 7.1.1.1127

Cr(VI) - RL/Integration

Logged on User: ALRCE.GENCHEM02
Instrument: IC#8
Sequence: 062121 - RL

Peak Integration Report

Sample Name:	**CCB**	*Inj. Vol.:*	**100.00**
Injection Type:	**Unknown**	*Dilution Factor:*	**1.0000**
Processing Method:	**8-062121RL**	*Injection Number:*	**115**
Inj. Date / Time:	**22-Jun-2021 / 06:42**	*Sample Comment:*	**7199/218.6 RL**

No.	Time min	Peak Name	Peak Type	Area mAU*min	Height mAU	Amount n.a.

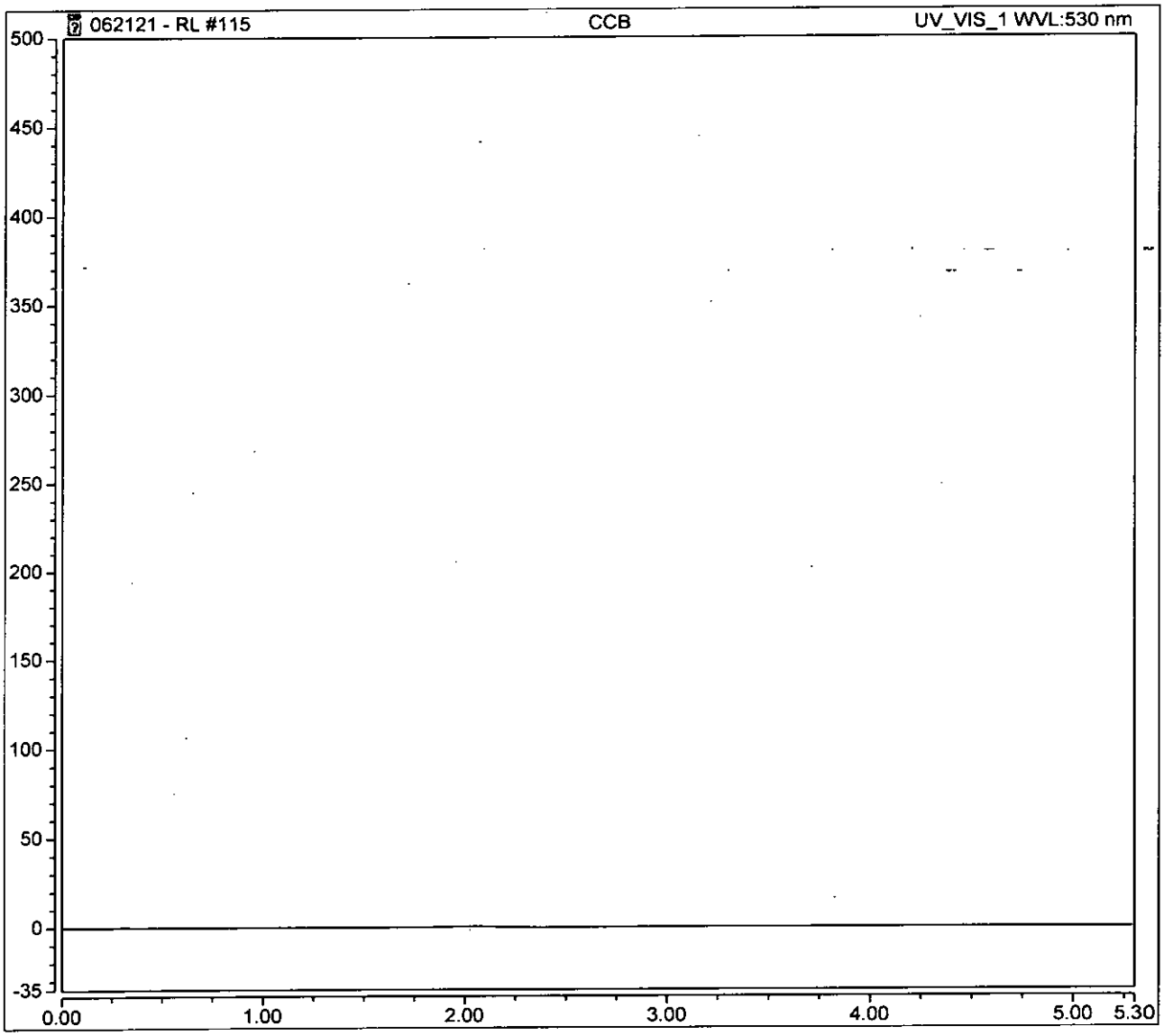

Logged on User: ALRCE.GENCHEM02
Instrument: IC#8
Sequence: 062121 - RL

Peak Integration Report

Sample Name:	**R2105887-019 PVS**	*Inj. Vol.:*	**100.00**
Injection Type:	**Unknown**	*Dilution Factor:*	**2.0000**
Processing Method:	**8-062121RL**	*Injection Number:*	**116**
Inj. Date / Time:	**22-Jun-2021 / 06:51**	*Sample Comment:*	**7199**

No.	Time min	Peak Name	Peak Type	Area mAU*min	Height mAU	Amount ppm
1	3.68	Cr(VI)	BMB	58.772	172.664	1.00890

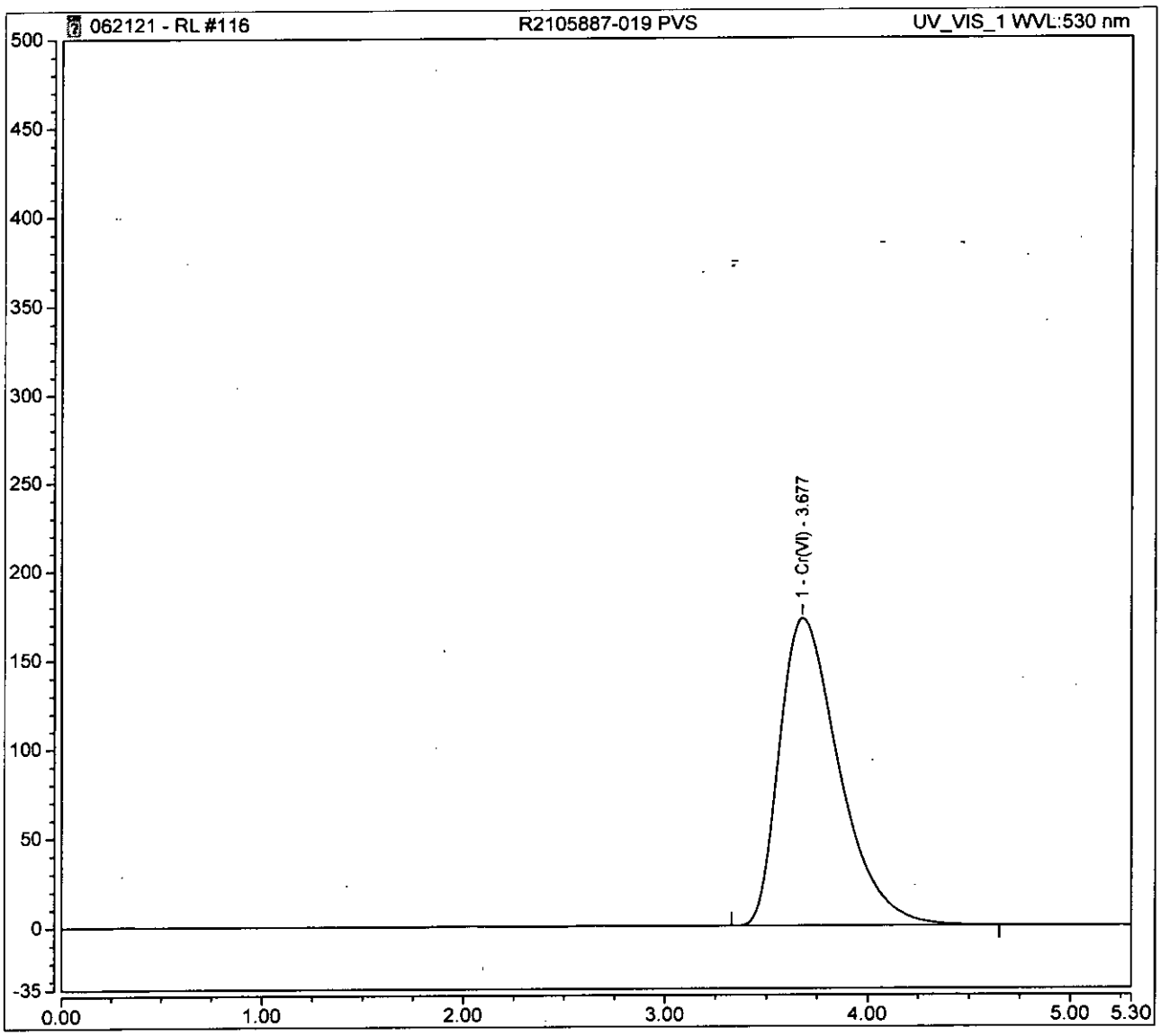

Chromeleon (c) Dionex 1996-2009
Version 7.1.1.1127

Logged on User: ALRCE.GENCHEM02
Instrument: IC#8
Sequence: 062121 - RL

Peak Integration Report

Sample Name:	**R2105887-019 PVS**	*Inj. Vol.:*	**100.00**
Injection Type:	**Unknown**	*Dilution Factor:*	**2.0000**
Processing Method:	**8-062121RL**	*Injection Number:*	**117**
Inj. Date / Time:	**22-Jun-2021 / 07:00**	*Sample Comment:*	**7199 REPLICATE**

No.	Time min	Peak Name	Peak Type	Area mAU*min	Height mAU	Amount ppm
1	3.68	Cr(VI)	BMB	58.809	173.447	1.00953

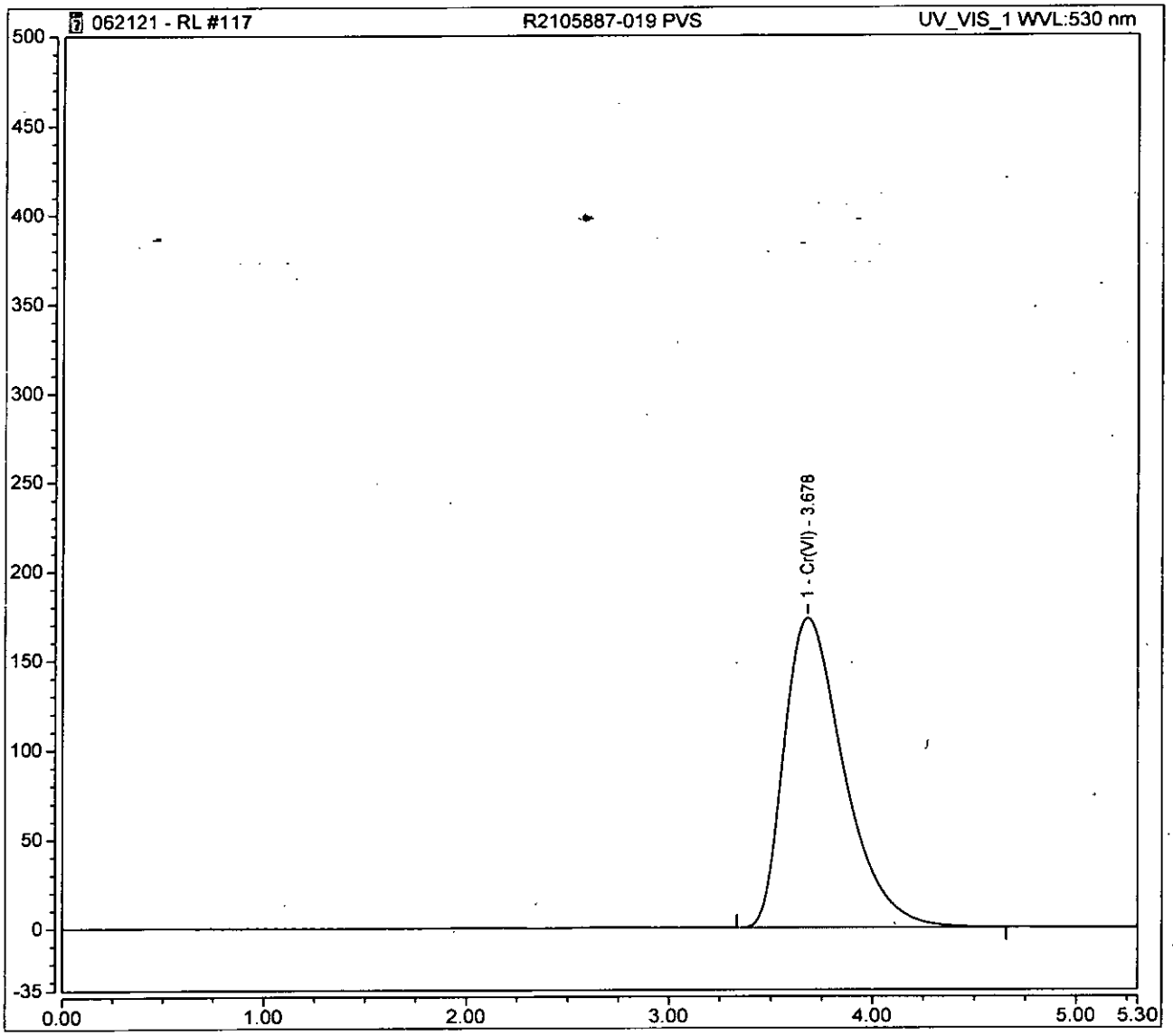

Chromeleon (c) Dionex 1996-2009
Version 7.1.1.1127

Logged on User: ALRCE.GENCHEM02
Instrument: IC#8
Sequence: 062121 - RL

Peak Integration Report

Sample Name:	**R2105887-019 SOL**	*Inj. Vol.:*	**100.00**
Injection Type:	**Unknown**	*Dilution Factor:*	**1.0000**
Processing Method:	**8-062121RL**	*Injection Number:*	**118**
Inj. Date / Time:	**22-Jun-2021 / 07:06**	*Sample Comment:*	**7199**

No.	Time min	Peak Name	Peak Type	Area mAU*min	Height mAU	Amount ppm
1	3.74	Cr(VI)	BMB	87.564	287.500	0.75162

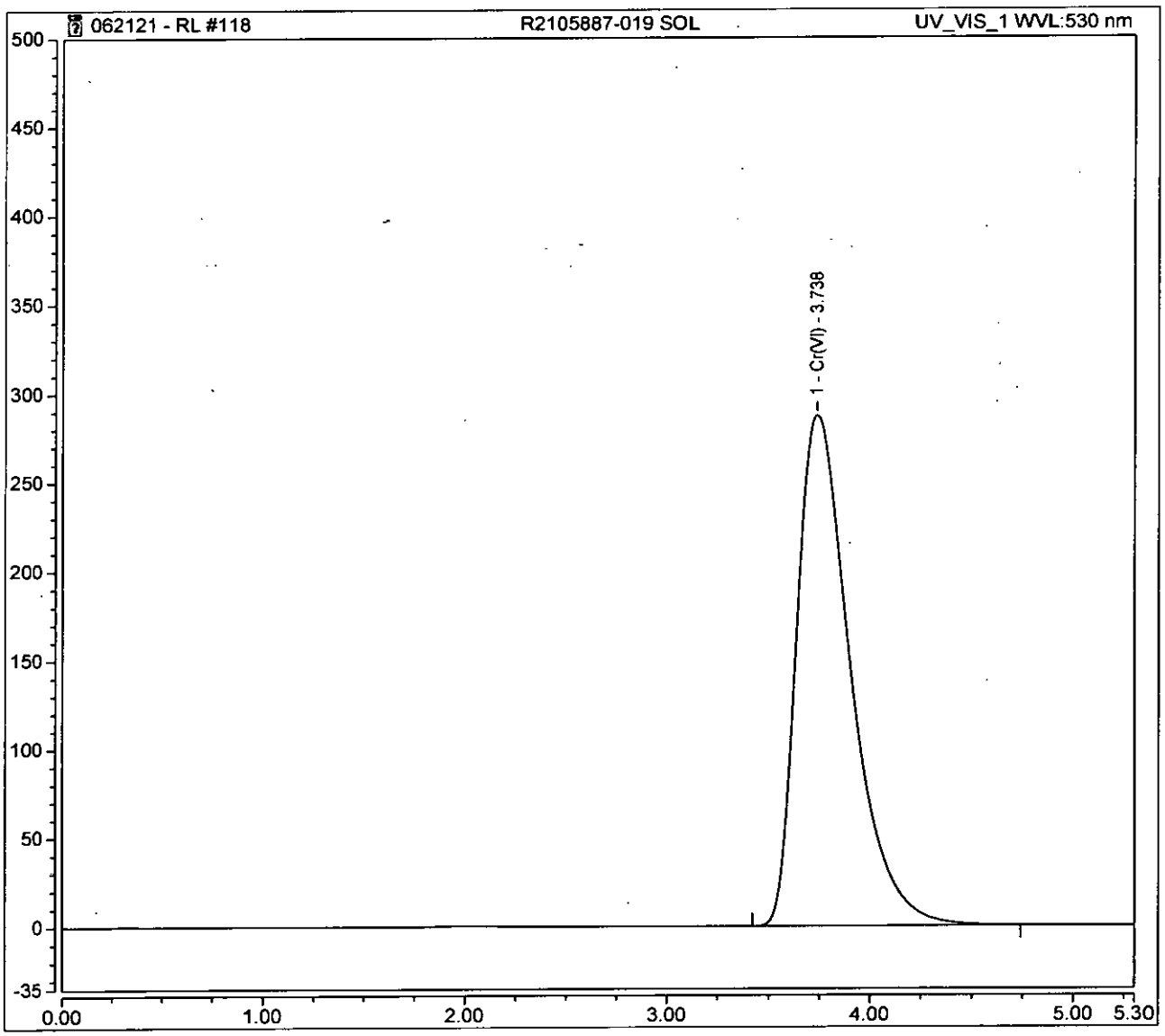

Logged on User: ALRCE.GENCHEM02
Instrument: IC#8
Sequence: 062121 - RL

Peak Integration Report

Sample Name:	**R2105887-019 SOL**	*Inj. Vol.:*	**100.00**
Injection Type:	**Unknown**	*Dilution Factor:*	**1.0000**
Processing Method:	**8-062121RL**	*Injection Number:*	**119**
Inj. Date / Time:	**22-Jun-2021 / 07:15**	*Sample Comment:*	**7199 REPLICATE**

No.	Time min	Peak Name	Peak Type	Area mAU*min	Height mAU	Amount ppm
1	3.73	Cr(VI)	BMB	87.595	287.630	0.75188

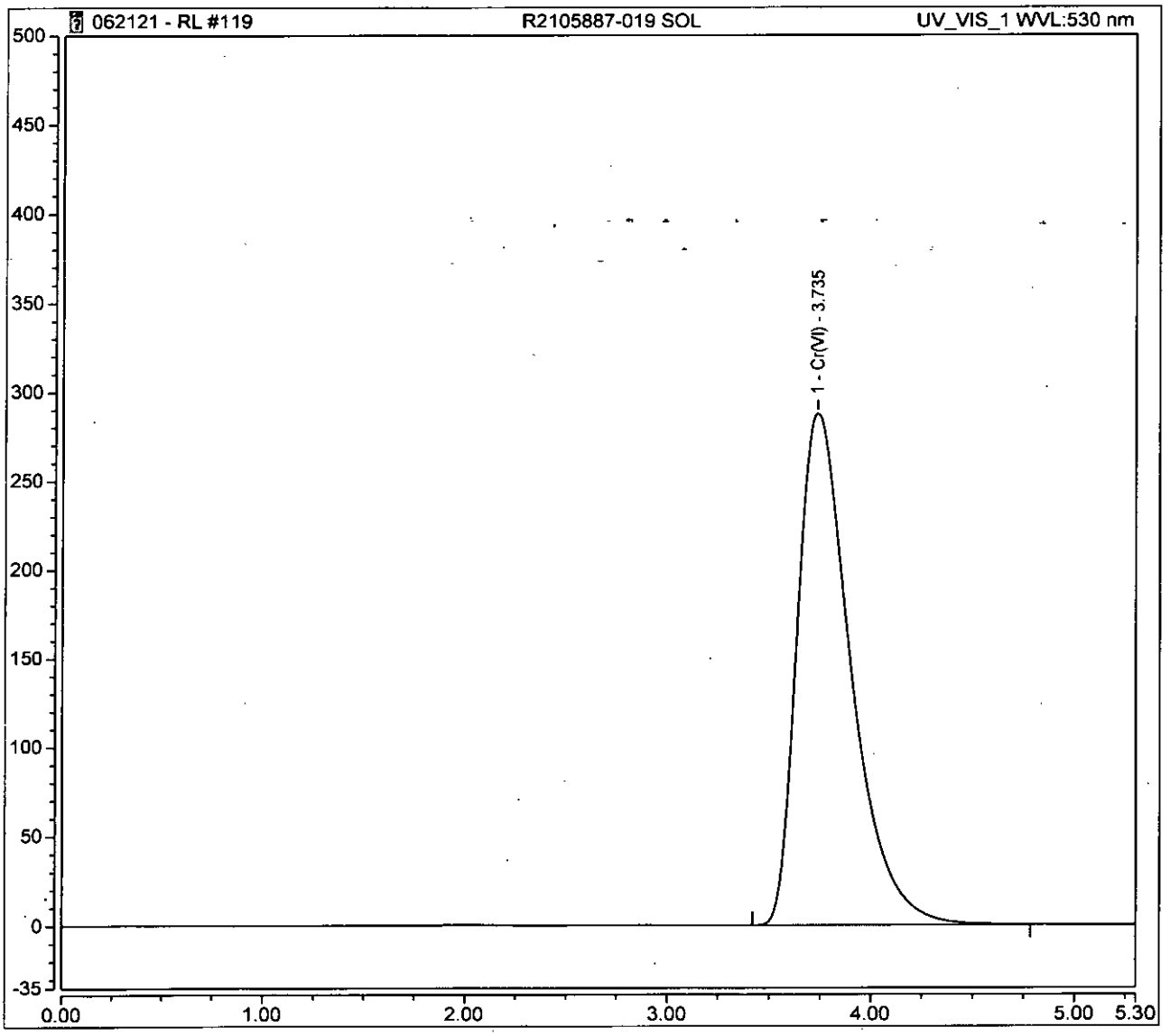

Logged on User: ALRCE.GENCHEM02
Instrument: IC#8
Sequence: 062121 - RL

Peak Integration Report

Sample Name:	**R2105887-019 INSOL**	*Inj. Vol.:*	**100.00**
Injection Type:	**Unknown**	*Dilution Factor:*	**20.0000**
Processing Method:	**8-062121RL**	*Injection Number:*	**120**
Inj. Date / Time:	**22-Jun-2021 / 07:22**	*Sample Comment:*	**7199**

No.	Time min	Peak Name	Peak Type	Area mAU*min	Height mAU	Amount ppm
1	3.62	Cr(VI)	BMB	99.749	257.678	17.12440

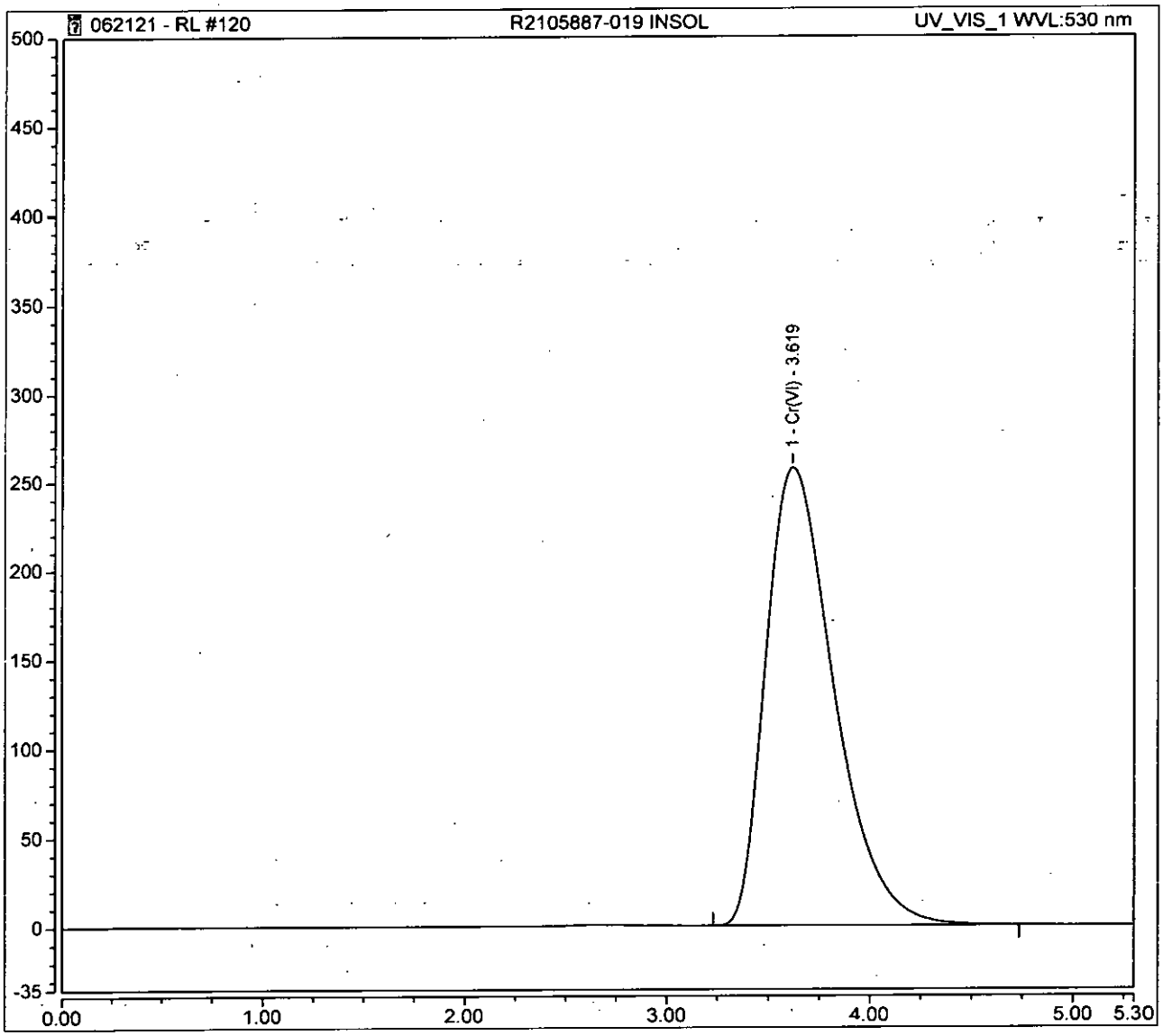

Cr(VI) - RL/Integration

Chromeleon (c) Dionex 1996-2009
Version 7.1.1.1127

Logged on User: ALRCE.GENCHEM02
Instrument: IC#8
Sequence: 062121 - RL

Peak Integration Report

Sample Name:	**R2105887-019 INSOL**	*Inj. Vol.:*	**100.00**
Injection Type:	**Unknown**	*Dilution Factor:*	**20.0000**
Processing Method:	**8-062121RL**	*Injection Number:*	**121**
Inj. Date / Time:	**22-Jun-2021 / 07:31**	*Sample Comment:*	**7199 REPLICATE**

No.	Time min	Peak Name	Peak Type	Area mAU*min	Height mAU	Amount ppm
1	3.62	Cr(VI)	BMB	99.487	258.072	17.07940

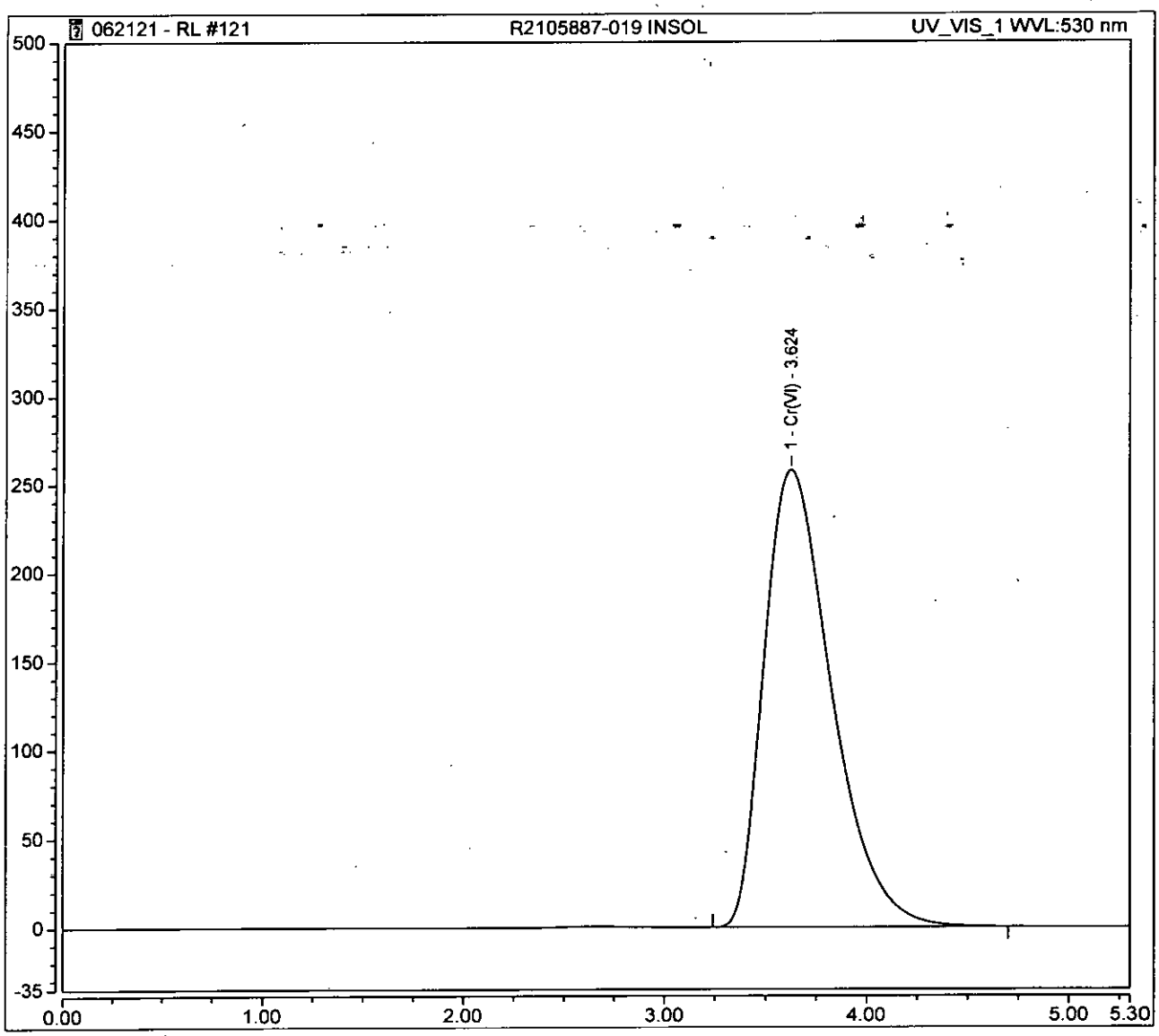

Chromeleon (c) Dionex 1996-2009
Version 7.1.1.1127

Logged on User: ALRCE.GENCHEM02
Instrument: IC#8
Sequence: 062121 - RL

Peak Integration Report

Sample Name:	**R2105887-019 DUP**	*Inj. Vol.:*	**100.00**
Injection Type:	**Unknown**	*Dilution Factor:*	**1.0000**
Processing Method:	**8-062121RL**	*Injection Number:*	**122**
Inj. Date / Time:	**22-Jun-2021 / 07:38**	*Sample Comment:*	**7199**

No.	Time min	Peak Name	Peak Type	Area mAU*min	Height mAU	Amount n.a.

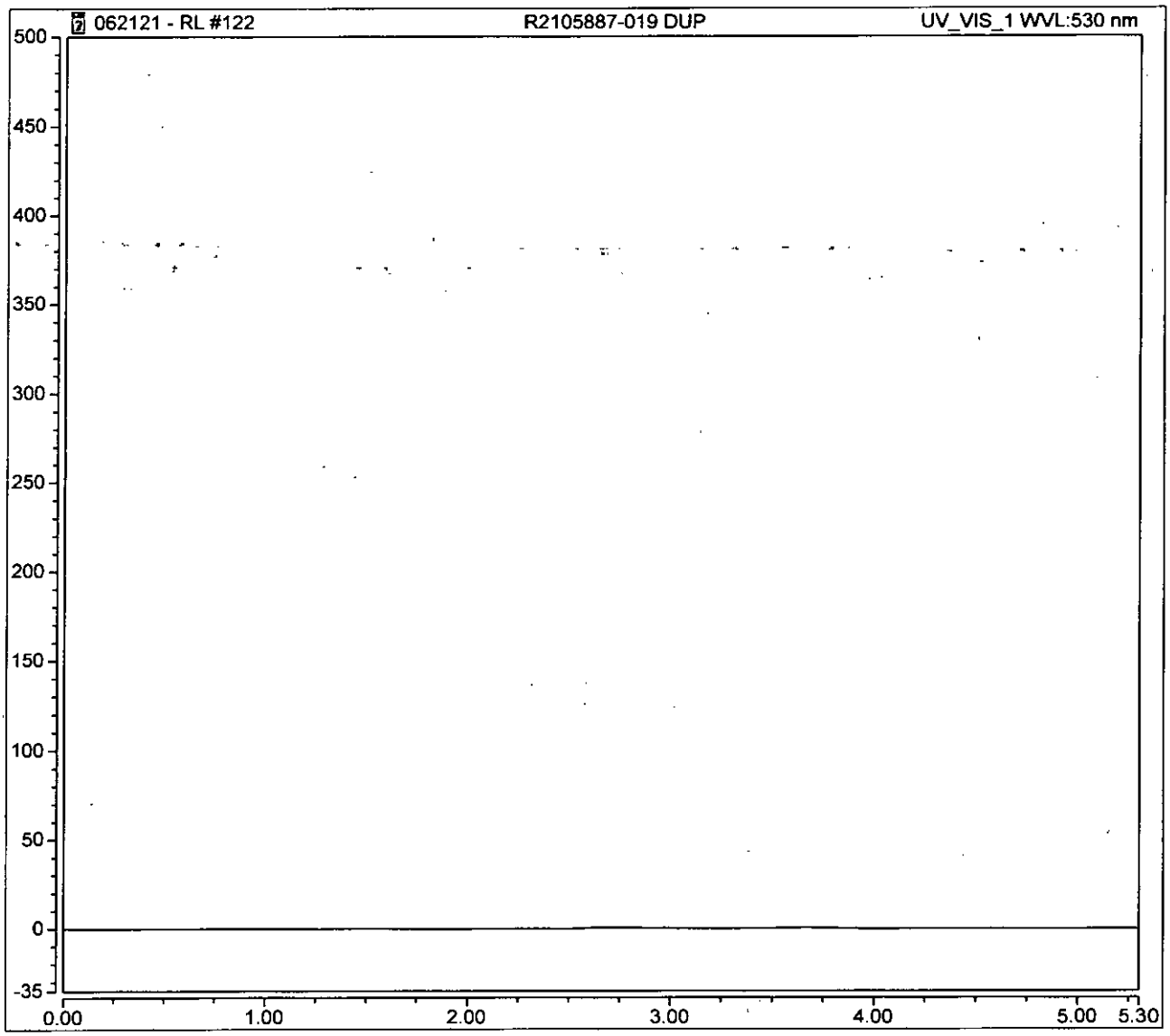

Logged on User: ALRCE.GENCHEM02
Instrument: IC#8
Sequence: 062121 - RL

Peak Integration Report

Sample Name:	**R2105887-019 DUP**	*Inj. Vol.:*	**100.00**
Injection Type:	**Unknown**	*Dilution Factor:*	**1.0000**
Processing Method:	**8-062121RL**	*Injection Number:*	**123**
Inj. Date / Time:	**22-Jun-2021 / 07:46**	*Sample Comment:*	**7199 REPLICATE**

No.	Time min	Peak Name	Peak Type	Area mAU*min	Height mAU	Amount n.a.

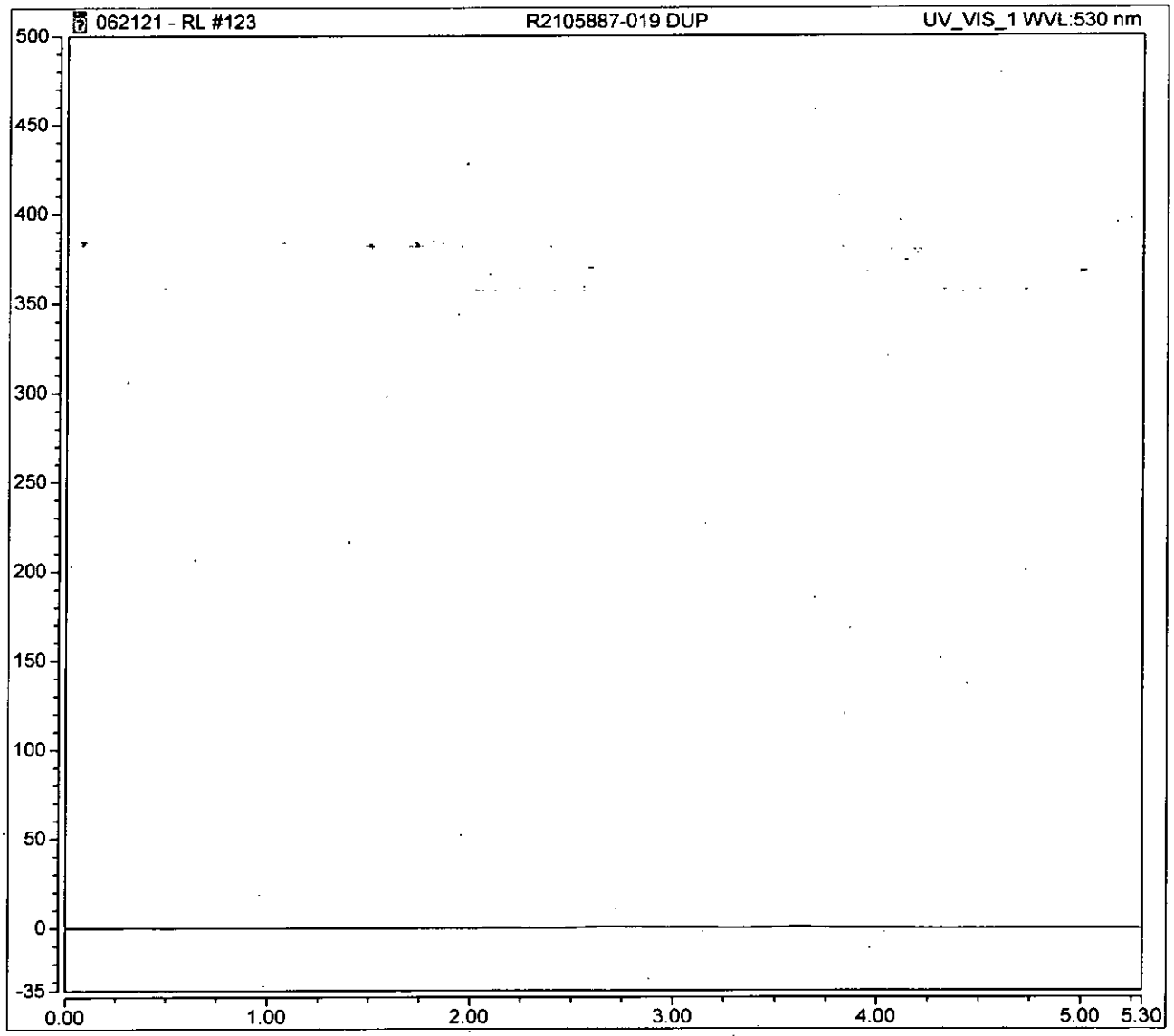

Logged on User: ALRCE.GENCHEM02
Instrument: IC#8
Sequence: 062121 - RL

Peak Integration Report

Sample Name:	**CCV**	*Inj. Vol.:*	**100.00**
Injection Type:	**Unknown**	*Dilution Factor:*	**1.0000**
Processing Method:	**8-062121RL**	*Injection Number:*	**124**
Inj. Date / Time:	**22-Jun-2021 / 07:53**	*Sample Comment:*	**7199/218.6 RL**

No.	Time min	Peak Name	Peak Type	Area mAU*min	Height mAU	Amount ppm
1	3.74	Cr(VI)	BMB	57.155	192.313	0.49057

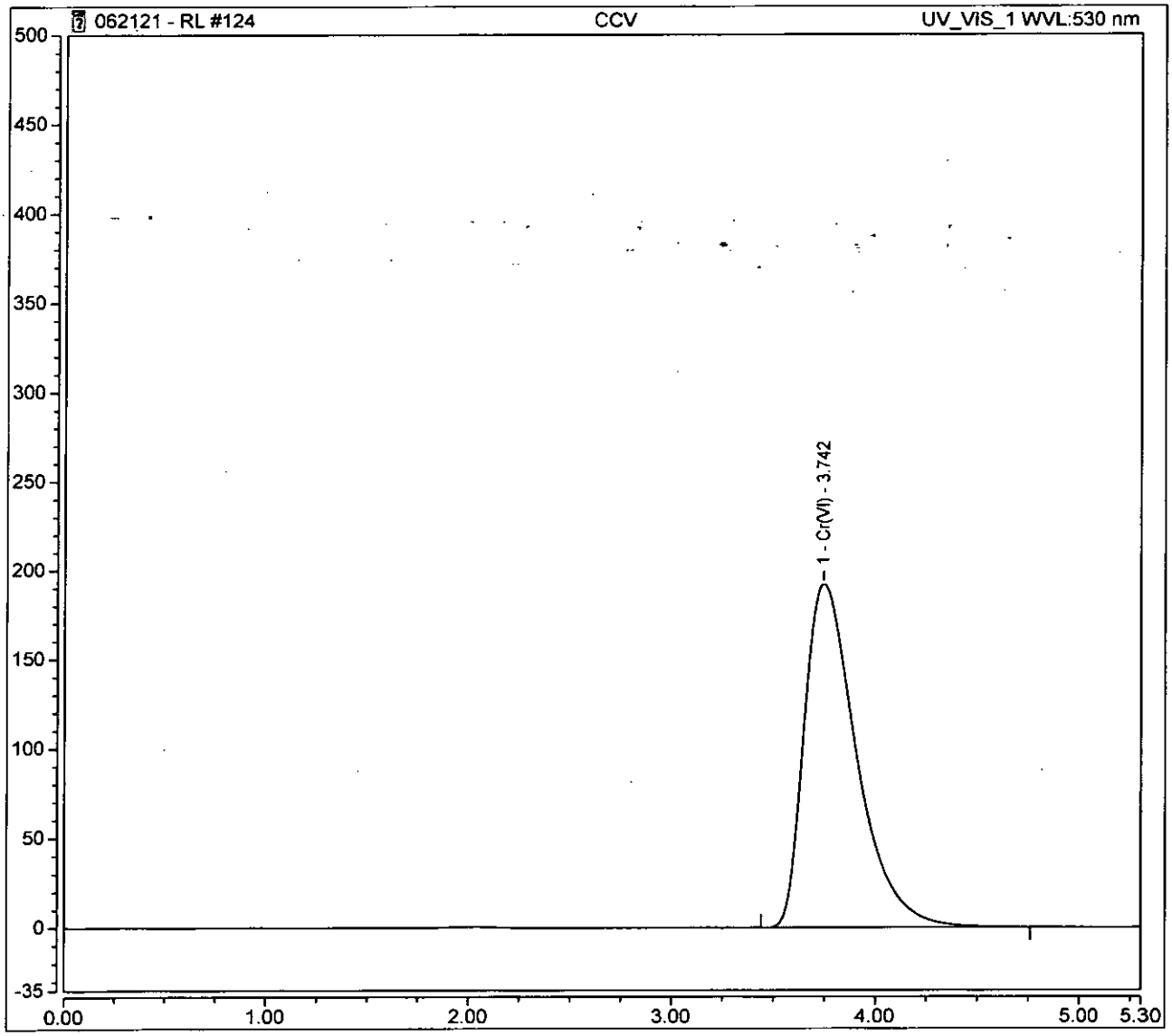

Logged on User: ALRCE.GENCHEM02
Instrument: IC#8
Sequence: 062121 - RL

Peak Integration Report

Sample Name:	**CCB**	*Inj. Vol.:*	**100.00**
Injection Type:	**Unknown**	*Dilution Factor:*	**1.0000**
Processing Method:	**8-062121RL**	*Injection Number:*	**125**
Inj. Date / Time:	**22-Jun-2021 / 08:03**	*Sample Comment:*	**7199/218.6 RL**

No.	Time min	Peak Name	Peak Type	Area mAU*min	Height mAU	Amount n.a.

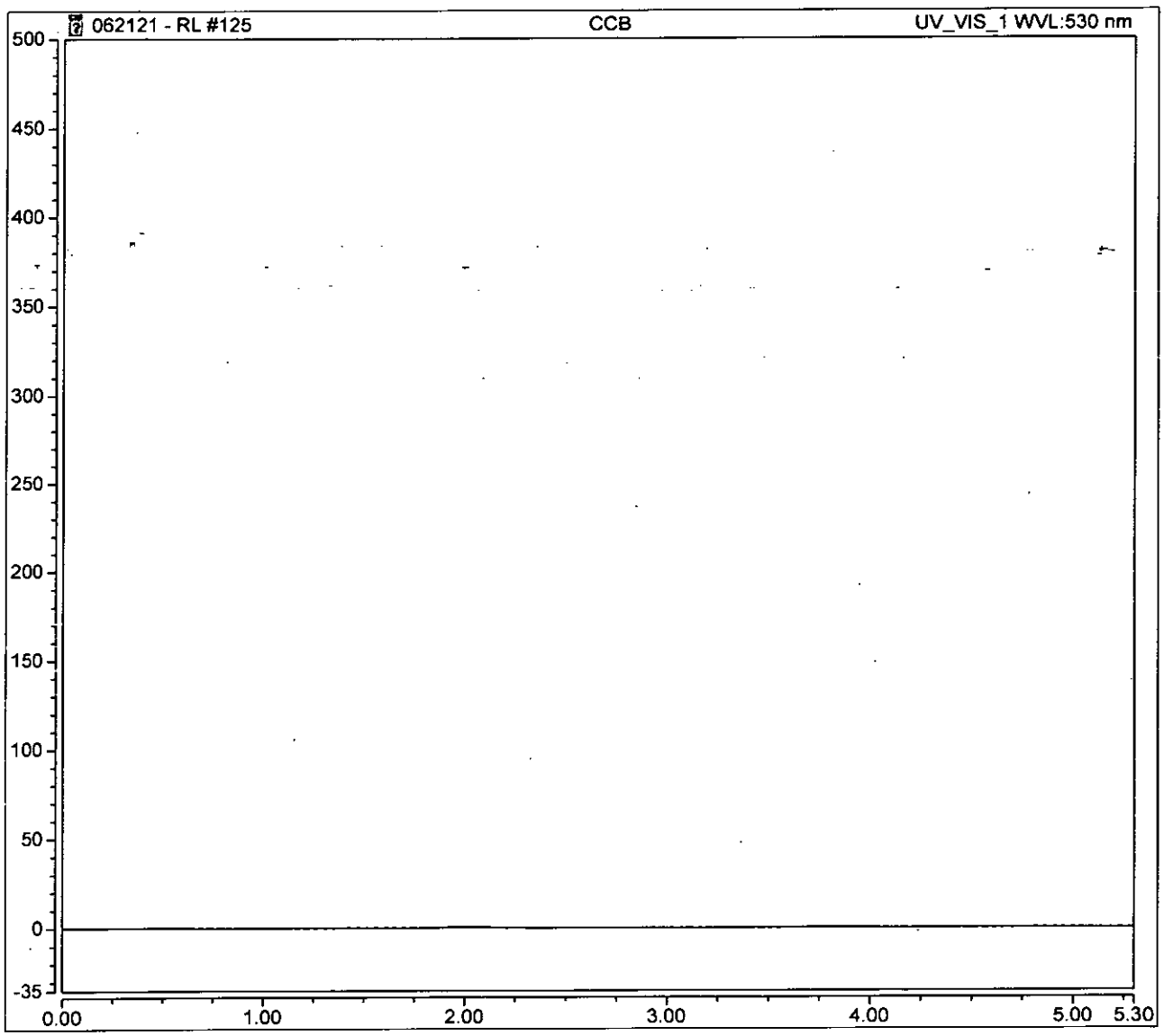

Chromeleon (c) Dionex 1996-2009
Version 7.1.1.1127

ALS Environmental

1575 Jefferson Road, Building 300, Suite 360, Rochester, New York 14623

Ion Chromatography Cover Sheet

Instrument: Dionex ICS-2100, IC#8

Column: IonPac AS7 (207285) Analytical Column – Installed 2/26/2020

Curve Date: 06/21/2021 **Loop size:** 100uL

Analyst: CWoods **Analysis Date:** 6/21/2021

Pipets Used: Chrome

CALIBRATION CURVE IS LINEAR FOR THIS METHOD (Method Filename: 8-062121RL)

Calibration Preparation (Diluent is Buffered DI as per Method):

Standard #	Standard Concentration (ppm)	Stock Volume (mL)	Stock Concentration (ppm)	Final Volume (mL)
1	0.00	0	1000	100
~~2~~	0.005	0.5	1.00 (Standard #4)	100
2	0.010	1	1.00 (Standard #4)	100
3	0.10	10	1.00 (Standard #4)	100
4	1.00	0.1	1000	100

Standards Prepared Fresh on Day of Calibration

QC Preparation Waters (Diluent is Buffered DI as per Method):

Cal Check	True Value (ppm)	Stock Volume (mL)	Stock Concentration (ppm)	Final Volume (mL)
ICV/CCV	0.50	0.5	100	100
ICB/CCB	0.00	-	-	100
Water LCS	0.2	0.2	100	100
Water MS/MSD	0.2 x Dilution	0.2	10	10 (Sample)

Calibration Checks Prepared Fresh on Day of Analysis

Primary 1000ppm Cr^{6+} Standard Used: 217583 (Expires 05/13/2024)

Secondary 1000ppm Cr^{6+} Standard Used: 214230 (Expires 11/30/2021)

Lead Chromate Salt Used (Soils): 187499 (Expires 01/04/2023)

Retention times should be within 10% of original RT as set by Standard #4. For this method it is 3.765 minutes.

All analyses are reviewed to ensure that peak integration is performed properly from baseline to baseline.

Analytical Results Summary

Instrument Name: R-Balance-17 **Analyst:** CLOI **Analysis Lot:** 728619 **Method/Testcode:** ALS SOP/Total Solids

Lab Code	Target Analytes	QC	Parent Sample	Matrix	Raw Result	Sample Amt.	Final Result	Dil	MDL	PQL	% Rec	% RSD	Date Analyzed	QC?	Tier
R2105887-001	Total Solids	N/A		Soil	87.52 Percent		87.5 Percent	1					6/23/21 17:00	N	IV
R2105887-002	Total Solids	N/A		Soil	77.10 Percent		77.1 Percent	1					6/23/21 17:00	N	IV
R2105887-003	Total Solids	N/A		Soil	77.67 Percent		77.7 Percent	1					6/23/21 17:00	N	IV
R2105887-004	Total Solids	N/A		Soil	88.73 Percent		88.7 Percent	1					6/23/21 17:00	N	IV
R2105887-005	Total Solids	N/A		Soil	87.45 Percent		87.5 Percent	1					6/23/21 17:00	N	IV
RQ2107273-01	Total Solids	DUP	R2105887-005	Soil	86.99 Percent		87.0 Percent	1				<1	6/23/21 17:00	N	IV
R2105887-006	Total Solids	N/A		Soil	81.42 Percent		81.4 Percent	1					6/23/21 17:00	N	IV
R2105887-007	Total Solids	N/A		Soil	81.51 Percent		81.5 Percent	1					6/23/21 17:00	N	IV
R2105887-008	Total Solids	N/A		Soil	88.71 Percent		88.7 Percent	1					6/23/21 17:00	N	IV
R2105887-009	Total Solids	N/A		Soil	85.89 Percent		85.9 Percent	1					6/23/21 17:00	N	IV
R2105887-010	Total Solids	N/A		Soil	84.08 Percent		84.1 Percent	1					6/23/21 17:00	N	IV

! indicates Final Result is not yet adjusted for Solids because it has not yet been determined.

Analytical Results Summary

Instrument Name: R-Balance-17 **Analyst:** CLOI **Analysis Lot:** 728620 **Method/Testcode:** ALS SOP/Total Solids

Lab Code	Target Analytes	QC	Parent Sample	Matrix	Raw Result	Sample Amt.	Final Result	Dil	MDL	PQL	% Rec	% RSD	Date Analyzed	QC?	Tier
R2105887-011	Total Solids	N/A		Soil	78.79 Percent		78.8 Percent	1					6/23/21 17:00	N	IV
R2105887-012	Total Solids	N/A		Soil	87.55 Percent		87.5 Percent	1					6/23/21 17:00	N	IV
R2105887-013	Total Solids	N/A		Soil	79.73 Percent		79.7 Percent	1					6/23/21 17:00	N	IV
R2105887-014	Total Solids	N/A		Soil	86.56 Percent		86.6 Percent	1					6/23/21 17:00	N	IV
R2105887-015	Total Solids	N/A		Soil	85.32 Percent		85.3 Percent	1					6/23/21 17:00	N	IV
R2105887-016	Total Solids	N/A		Soil	88.20 Percent		88.2 Percent	1					6/23/21 17:00	N	IV
R2105887-017	Total Solids	N/A		Soil	92.75 Percent		92.7 Percent	1					6/23/21 17:00	N	IV
R2105887-018	Total Solids	N/A		Soil	79.61 Percent		79.6 Percent	1					6/23/21 17:00	Y	IV
RQ2107274-01	Total Solids	DUP	R2105887-018	Soil	79.71 Percent		79.7 Percent	1				<1	6/23/21 17:00	N	IV
R2105887-019	Total Solids	N/A		Soil	85.99 Percent		86.0 Percent	1					6/23/21 17:00	Y	IV
RQ2107274-02	Total Solids	DUP	R2105887-019	Soil	85.82 Percent		85.8 Percent	1				<1	6/23/21 17:00	N	IV
R2105887-020	Total Solids	N/A		Soil	88.93 Percent		88.9 Percent	1					6/23/21 17:00	N	IV
R2105887-021	Total Solids	N/A		Soil	87.63 Percent		87.6 Percent	1					6/23/21 17:00	N	IV

! indicates Final Result is not yet adjusted for Solids because it has not yet been determined.

Analyte: % Volatile Solids
Method: SM20 2540G
Analytes: Dry Weight % Solid
Method : ALS SOP

Analyst: CL
Pipet: NA
Thermolyne F48025-6048000 Muffle Furnace
Balance ID R-BALANCE-017
Class 1 Weight Initial: 19.99

Date: 6/23/21
Time: 17:00
Oven ID 7
Final: 20.00

% Volatile Solids:
% VS = (A - D) / (A - B) * 100

% Solids:
% Solid = (A - B) / (C - B) * 100

Where: A = wgt (g) of dried residue + dish
B = wgt (g) of tared dish
C = wgt (g) of wet sample + dish
D = wgt (g) of residue + dish after ign. @550 C.

	Misc.	Order #	Dish ID	Before Ignition / Wet Weight (g)		After Ignition / Dry Weight (g)		% Volatile Solids	% Solids
1		MB	T1835	B)	2.5800	Dry wgt (A):	2.5900		1.00
			59	C)		550 wgt (D):			
2		R2105887-001	T1835	B)	2.5800	Dry wgt (A):	11.9800		87.52
			58	C)	13.3200	550 wgt (D):			
3		R2105887-002	T1835	B)	2.5600	Dry wgt (A):	10.4700		77.10
			62	C)	12.8200	550 wgt (D):			
4		R2105887-003	T1835	B)	2.5400	Dry wgt (A):	10.8900		77.67
			65	C)	13.2900	550 wgt (D):			
5		R2105887-004	T1835	B)	2.5600	Dry wgt (A):	11.9300		88.73
			66	C)	13.1200	550 wgt (D):			
6		R2105887-005	T1835	B)	2.5400	Dry wgt (A):	11.7400		87.45
			67	C)	13.0600	550 wgt (D):			
7		R2105887-005	T1835	B)	2.5400	Dry wgt (A):	11.8300		86.99
		DUP	68	C)	13.2200	550 wgt (D):			
8		R2105887-006	T1835	B)	2.5500	Dry wgt (A):	11.1800		81.42
			69	C)	13.1500	550 wgt (D):			
9		R2105887-007	T1835	B)	2.5400	Dry wgt (A):	10.8700		81.51
			70	C)	12.7600	550 wgt (D):			
10		R2105887-008	T1835	B)	2.5800	Dry wgt (A):	11.5400		88.71
			71	C)	12.6800	550 wgt (D):			
11		R2105887-009	T1835	B)	2.5900	Dry wgt (A):	11.4800		85.89
			72	C)	12.9400	550 wgt (D):			
12		R2105887-010	T1835	B)	2.5500	Dry wgt (A):	11.7400		84.08
			73	C)	13.4800	550 wgt (D):			
13		MB	T1835	B)	2.5800	Dry wgt (A):	2.5400		1.00
			74	C)		550 wgt (D):			
14		R2105887-011	T1835	B)	2.5700	Dry wgt (A):	10.7400		78.78
			75	C)	12.9400	550 wgt (D):			
15		R2105887-012	T1835	B)	2.5700	Dry wgt (A):	11.9200		87.55
			76	C)	13.2500	550 wgt (D):			
16		R2105887-013	T1835	B)	2.5500	Dry wgt (A):	10.8900		79.73
			77	C)	13.0100	550 wgt (D):			
17		R2105887-014	T1835	B)	2.5600	Dry wgt (A):	11.6400		86.56
			78	C)	13.0500	550 wgt (D):			
18		R2105887-015	T1835	B)	2.5700	Dry wgt (A):	11.4600		85.32
			79	C)	12.9900	550 wgt (D):			
19		R2105887-016	T1835	B)	2.5400	Dry wgt (A):	11.7300		88.20
			80	C)	12.9600	550 wgt (D):			
20		R2105887-017	T1835	B)	2.5700	Dry wgt (A):	12.0300		92.75
			81	C)	12.7700	550 wgt (D):			

Analyte: % Volatile Solids
Method: SM20 2540G
Analytes: Dry Weight % Solid
Method : ALS SOP

Analyst: CL
Pipet: NA
Thermolyne F48025-6048000 Muffle Furnace
Balance ID R-BALANCE-01
Class 1 Weight Initial: 19.99

Date: 6/23/21
Time: 17:00
Oven ID 7
Final: 20.00

% Volatile Solids:

% VS = (A - D) / (A - B) * 100

% Solids:

% Solid = (A - B) / (C - B) * 100

Where: A = wgt (g) of dried residue + dish
B = wgt (g) of tared dish
C = wgt (g) of wet sample + dish
D = wgt (g) of residue + dish after ign. @550 C.

	Misc.	Order #	Dish ID	Before Ignition / Wet Weight (g)		After Ignition / Dry Weight (g)		% Volatile Solids	% Solids
21		R2105887-018	T1835 12	B)	2.6100	Dry wgt (A):	10.7300		79.61
				C)	12.8100	550 wgt (D):			
22		R2105887-018 DUP	T1835 13	B)	2.5800	Dry wgt (A):	10.8300		79.71
				C)	12.9300	550 wgt (D):			
23		R2105887-019	T1835 14	B)	2.5600	Dry wgt (A):	11.5800		85.99
				C)	13.0500	550 wgt (D):			
24		R2105887-019 DUP	T1835 15	B)	2.5700	Dry wgt (A):	11.6500		85.82
				C)	13.1500	550 wgt (D):			
25		R2105887-020	T1835 16	B)	2.5600	Dry wgt (A):	11.7200		88.93
				C)	12.8600	550 wgt (D):			
26		R2105887-021	T1835 17	B)	2.5200	Dry wgt (A):	11.9400		87.63
				C)	13.2700	550 wgt (D):			

ALS Environmental
1565 Jefferson Rd., Rochester, NY 14623

General Chemistry Analytical Run Cover Sheet

Analyst: CL Date: 6/23/21

Analysis: % Solids Instrument: X R-Balance-17
___ R-Balance-18

Quality Control:

	Log Book #	Log Book Date	Log Book Page #	Stock Sol (m/Ls)	Stock Sol (mg/L)	Final Vol (mLs)	True Value (mg/L)
a) Standards Prep.:							
b) I/CCV Preparation:							
c) LCS Preparation:							
d) Matrix Spike Prep.:							

Instrument log filled in? (Y) (N)

Comments:

Production (optional):

	Start Time	End Time	Total (minutes)
Preparation Time :			
Analytical Time:			
Finish Time:			

# of Samples (including Mtx QC): _____
Repeats due to Sample: _____
Repeats due to Error: _____

p:\L\123\greg\forms\cover\dwps.xls

Analysis: 7199
ICAL Date: 6/21/2021
Instrument: IC# 8
Curve Type: Linear Quadratic

IC Initial Calibration Checklist

☑ 1. Is the required documentation in the ICAL file?
- ☑ IC Cover Sheet – correct?
- ☑ Logbook Copies Complete
- ☑ Method Parameters Report
- ☑ Plots of all analytes
- ☑ Chromatograms of all curve points, ICV, ICB

☑ 2. Was the ICAL performed continuously (i.e., not interrupted for maintenance or for sample analysis)?

N/A ☐ 3. For any reanalyzed points, was reanalysis within 8 hours of the final standard of the original ICAL?

☑ 4. Are all the analytes in the blank analysis < MRL?

☑ 5. Have the retention times been updated from the mid-point calibration standard?

☑ 6. Does each analyte's ICAL include, consecutively, the minimum number of concentration levels (3 for linear regression for 300.0, 9056, 7199, 218.6; six for 218.7; six plus blank for any quadratic curve)?

☑ 7. For each analyte, is the lowest standard's concentration at or below the analyte's MRL?

☑ 8. For each analyte, are there no levels skipped?

☑ 9. For each analyte, does a check of the linearity meet a correlation coefficient of ≥0.995 (Method 300/9056) or ≥0.999 (Methods 7199/218.6/218.7)?

☑ 10. For the ICV analysis, is the percent recovery for each analyte 90 – 110% (300.0/9056/7199); 95-105% (218.6); 85-115 (218.7)?

☑ 11. Are all peak integrations acceptable?

☑ 12. Do the peak areas match the Method Parameters Report (has the ICAL file been saved correctly)?

☑ 13. For each analyte, were the appropriate standards re-quantitated and printed?
- ☑ Did the LLOQ meet 50-150% recovery limits at the MRL level standard?
- ☑ Are recoveries of all standards greater than the MRL standard within (10% for 300.0/9056A; 15% for 218.7) of the true value? If a quadratic curve was used for 218.6/7199, are recoveries of all standards greater than the MRL within 10% of the true value?

COMMENTS

8-062121RL

Analyst: [signature] Date: 6/22/2021

Secondary Reviewer: [signature] Date: 6/23/21

Logged on User: ALRCE.GENCHEM02
Instrument: IC#8
Sequence: 062121 - RL

Peak Integration Report

Sample Name:	**STANDARD 1**	*Inj. Vol.:*	**100.00**
Injection Type:	**Calibration Standard**	*Dilution Factor:*	**1.0000**
Processing Method:	**8-062121RL**	*Injection Number:*	**1**
Inj. Date / Time:	**21-Jun-2021 / 15:10**	*Sample Comment:*	**7199/218.6 RL**

No.	Time min	Peak Name	Peak Type	Area mAU*min	Height mAU	Amount n.a.

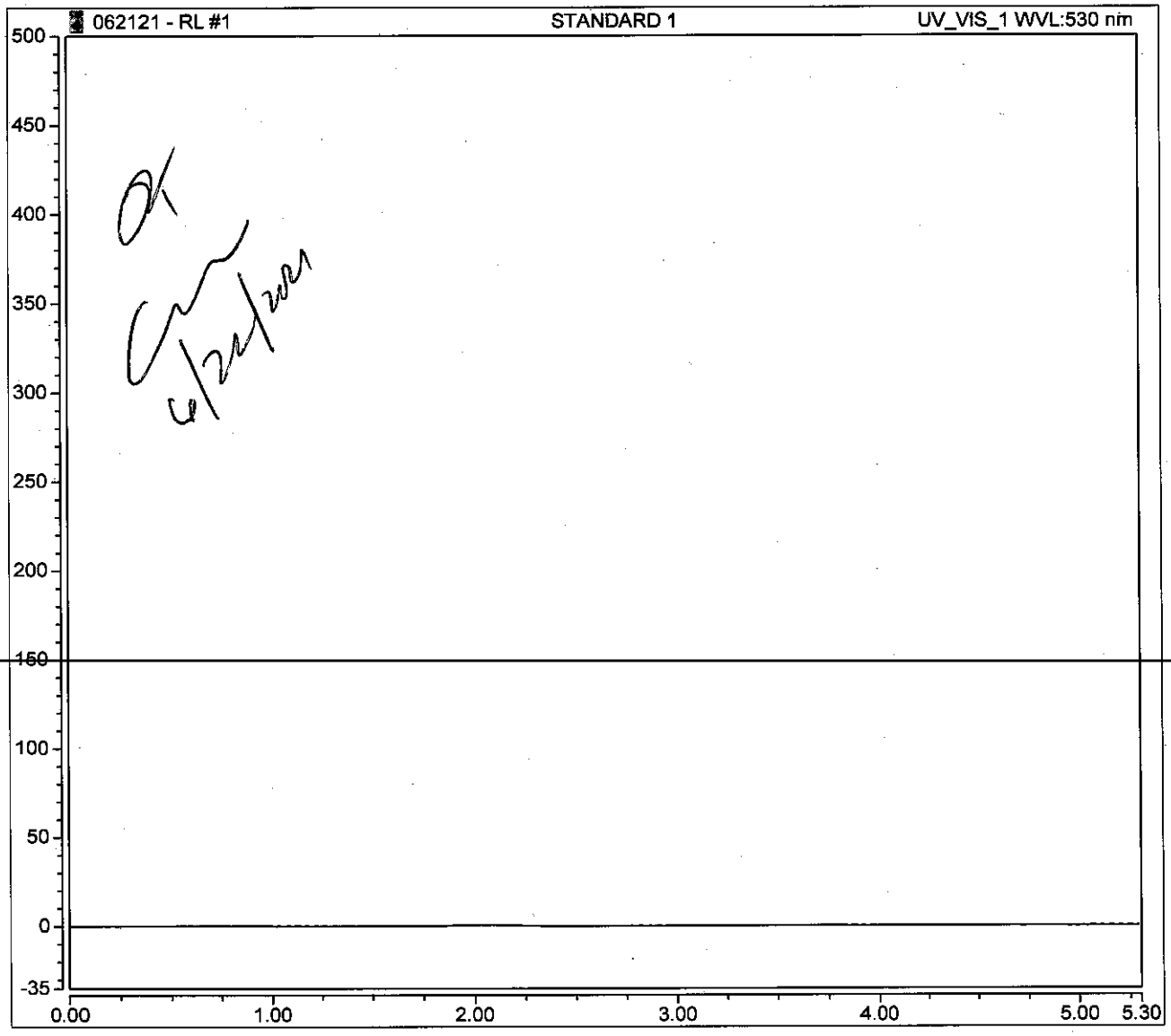

OK
6/22/2021

6/23/21

Cr(VI) - RL/Integration

Chromeleon (c) Dionex 1996-2009
Version 7.1.1.1127

Logged on User: ALRCE.GENCHEM02
Instrument: IC#8
Sequence: 062121 - RL

Peak Integration Report

Sample Name:	**STANDARD 2**	*Inj. Vol.:*	**100.00**
Injection Type:	**Calibration Standard**	*Dilution Factor:*	**1.0000**
Processing Method:	**8-062121RL**	*Injection Number:*	**2**
Inj. Date / Time:	**21-Jun-2021 / 15:17**	*Sample Comment:*	**7199/218.6 RL**

No.	Time min	Peak Name	Peak Type	Area mAU*min	Height mAU	Amount ppm
1	3.73	Cr(VI)	BMB	0.572	2.197	0.00483

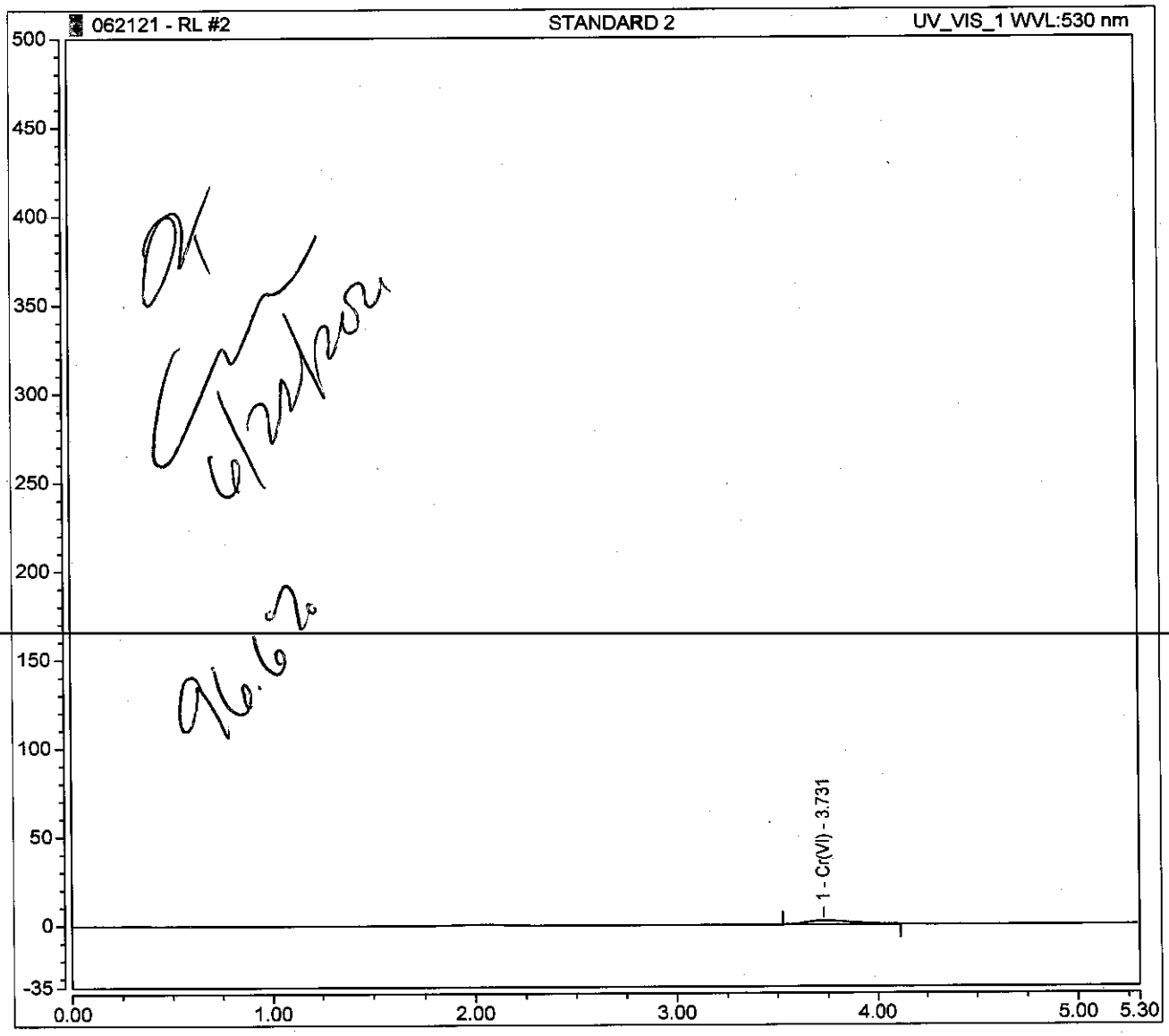

OK
6/22/2021

96.6%

KAW
6/23/21

Cr(VI) - RL/Integration

Chromeleon (c) Dionex 1996-2009
Version 7.1.1.1127

Logged on User: ALRCE.GENCHEM02
Instrument: IC#8
Sequence: 062121 - RL

Peak Integration Report

Sample Name:	**STANDARD 3**	*Inj. Vol.:*	**100.00**
Injection Type:	**Calibration Standard**	*Dilution Factor:*	**1.0000**
Processing Method:	**8-062121RL**	*Injection Number:*	**3**
Inj. Date / Time:	**21-Jun-2021 / 15:26**	*Sample Comment:*	**7199/218.6 RL**

No.	Time min	Peak Name	Peak Type	Area mAU*min	Height mAU	Amount ppm
1	3.75	Cr(VI)	BMB	1.182	4.352	0.01007

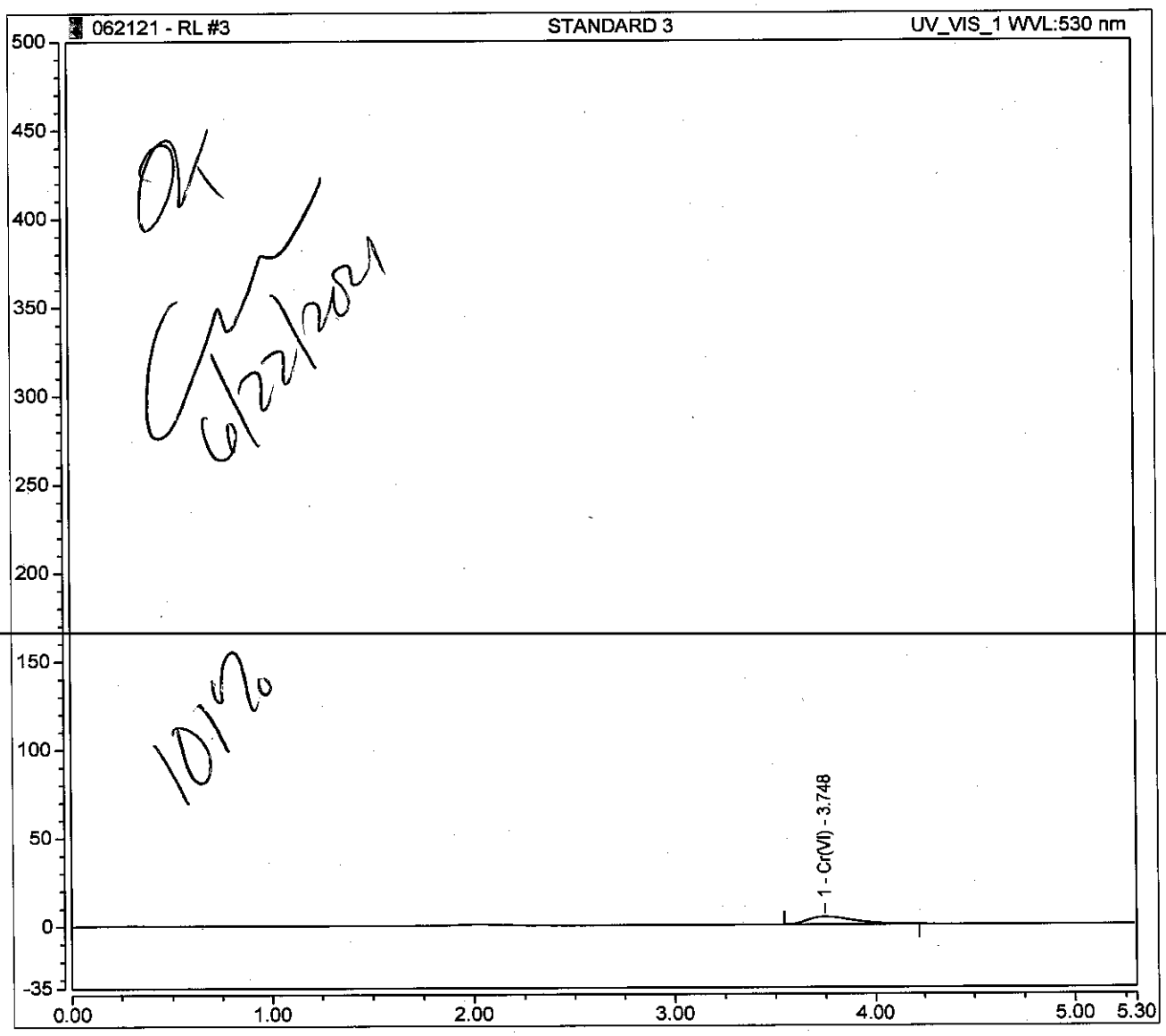

OK
6/22/2021

10/10

KAW
6/23/21

Cr(VI) - RL/Integration

Chromeleon (c) Dionex 1996-2009
Version 7.1.1.1127

Logged on User: ALRCE.GENCHEM02
Instrument: IC#8
Sequence: 062121 - RL

Peak Integration Report

Sample Name:	**STANDARD 4**	*Inj. Vol.:*	**100.00**
Injection Type:	**Calibration Standard**	*Dilution Factor:*	**1.0000**
Processing Method:	**8-062121RL**	*Injection Number:*	**4**
Inj. Date / Time:	**21-Jun-2021 / 15:34**	*Sample Comment:*	**7199/218.6 RL**

No.	Time min	Peak Name	Peak Type	Area mAU*min	Height mAU	Amount ppm
1	3.76	Cr(VI)	BMB	12.005	42.169	0.10297

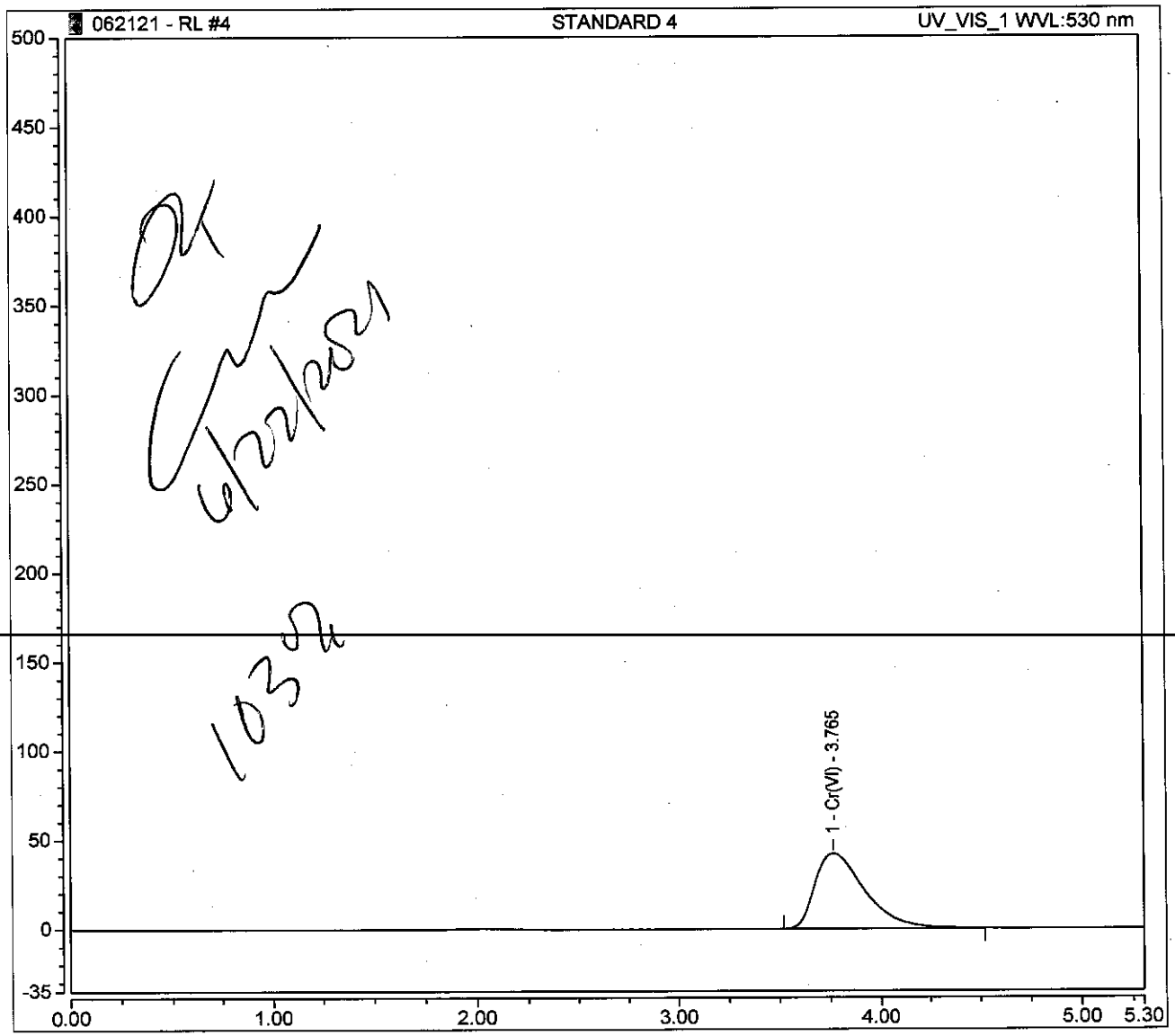

OK
6/22/2021
1032

KAW
6/23/21

Cr(VI) - RL/Integration

Chromeleon (c) Dionex 1996-2009
Version 7.1.1.1127

Logged on User: ALRCE.GENCHEM02
Instrument: IC#8
Sequence: 062121 - RL

Peak Integration Report

Sample Name:	**STANDARD 5**	*Inj. Vol.:*	**100.00**
Injection Type:	**Calibration Standard**	*Dilution Factor:*	**1.0000**
Processing Method:	**8-062121RL**	*Injection Number:*	**5**
Inj. Date / Time:	**21-Jun-2021 / 15:43**	*Sample Comment:*	**7199/218.6 RL**

No.	Time min	Peak Name	Peak Type	Area mAU*min	Height mAU	Amount ppm
1	3.76	Cr(VI)	BMB	116.163	403.343	0.99713

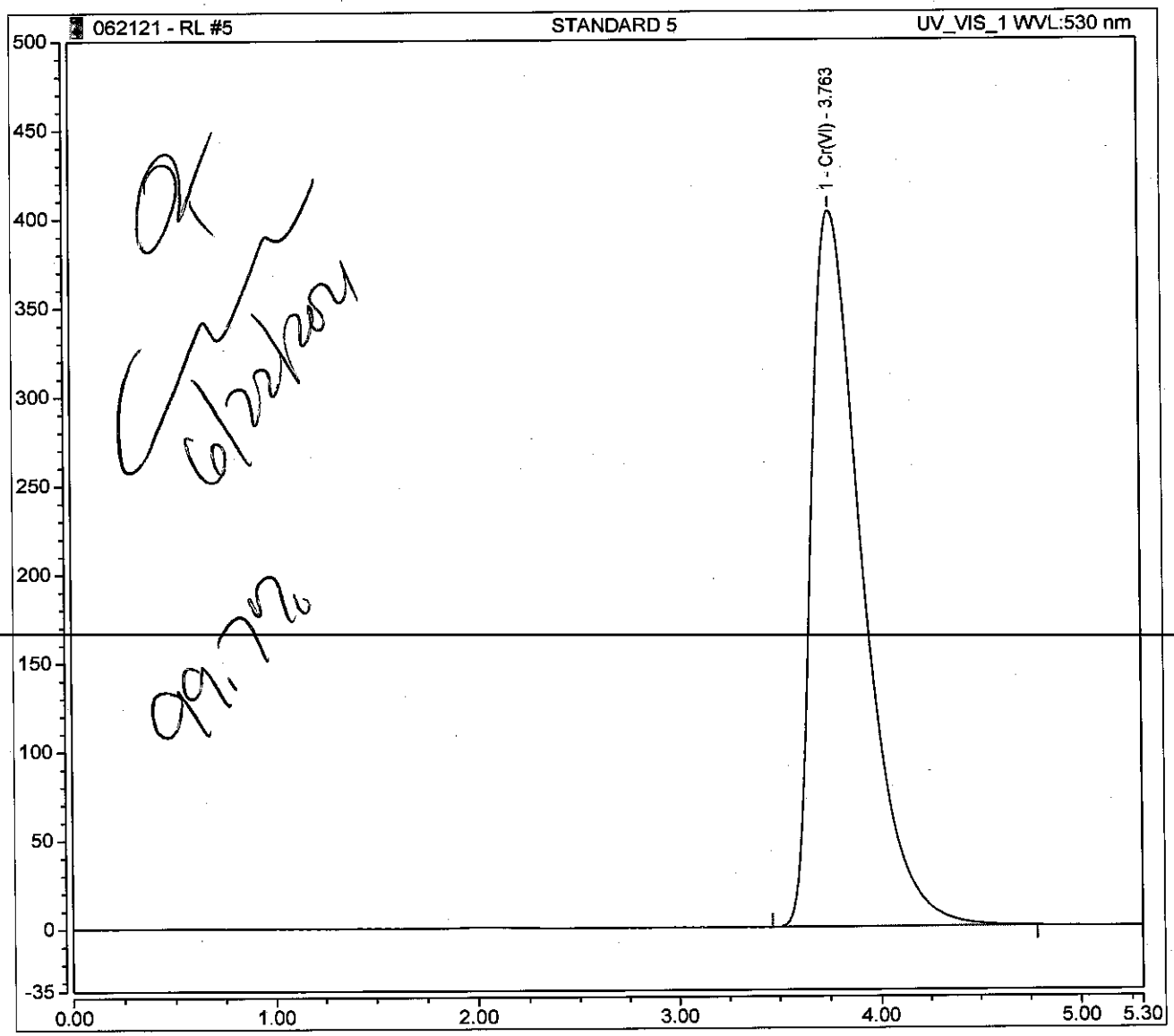

OK
6/22/2021

99.7%

KAW
6/23/21

Cr(VI) - RL/Integration

Chromeleon (c) Dionex 1996-2009
Version 7.1.1.1127

Logged on User: ALRCE.GENCHEM02
Instrument: IC#8
Sequence: 062121 - RL

Peak Integration Report

Sample Name:	**ICV**	*Inj. Vol.:*	**100.00**
Injection Type:	**Unknown**	*Dilution Factor:*	**1.0000**
Processing Method:	**8-062121RL**	*Injection Number:*	**6**
Inj. Date / Time:	**21-Jun-2021 / 16:04**	*Sample Comment:*	**7199/218.6 RL**

No.	Time min	Peak Name	Peak Type	Area mAU*min	Height mAU	Amount ppm
1	3.76	Cr(VI)	BMB	58.081	201.598	0.49852

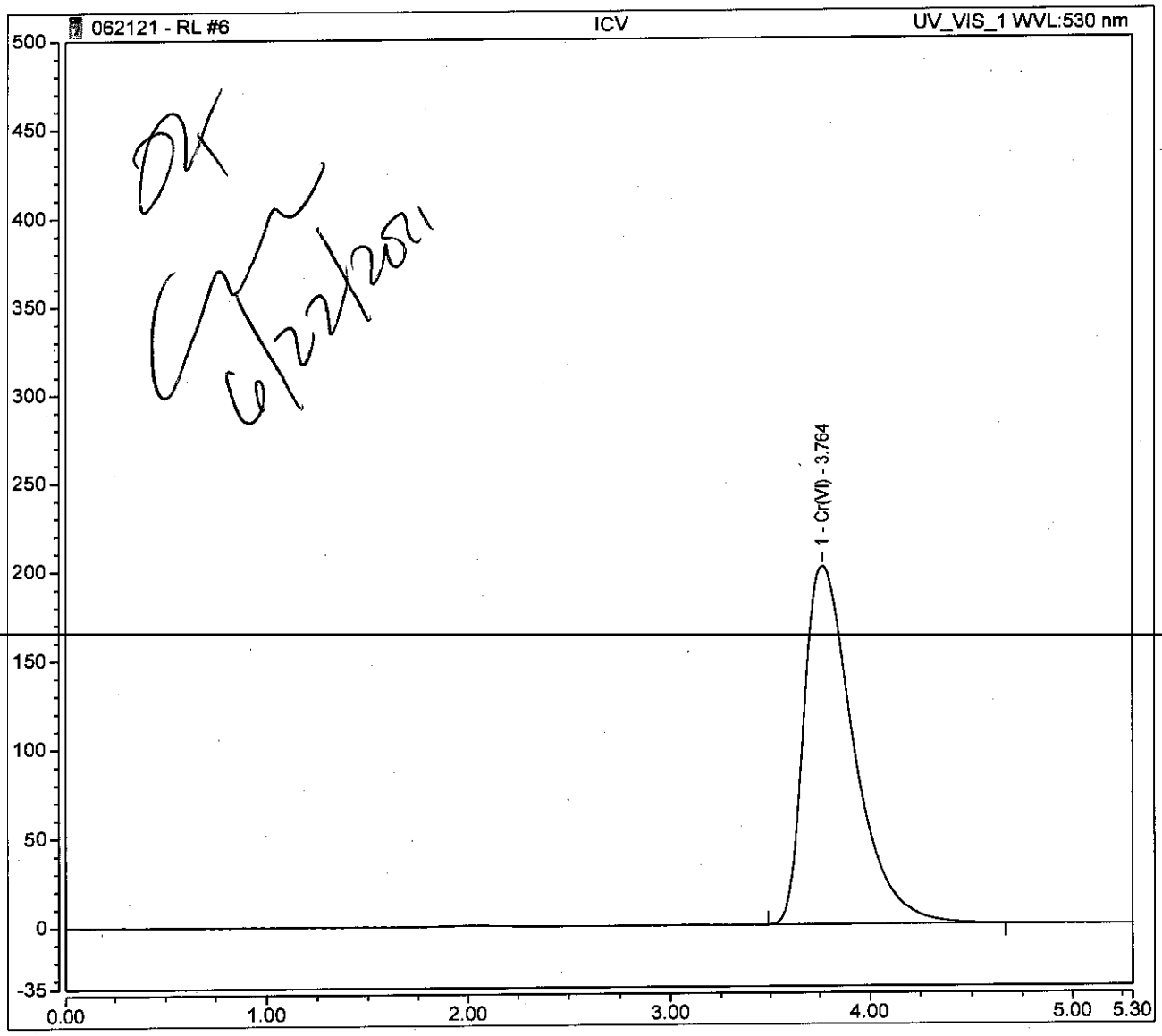

OK
6/22/2021

KAW
6/23/21

Cr(VI) - RL/Integration

Chromeleon (c) Dionex 1996-2009
Version 7.1.1.1127

Logged on User: ALRCE.GENCHEM02
Instrument: IC#8
Sequence: 062121 - RL

Peak Integration Report

Sample Name:	**ICB**	*Inj. Vol.:*	**100.00**
Injection Type:	**Unknown**	*Dilution Factor:*	**1.0000**
Processing Method:	**8-062121RL**	*Injection Number:*	**7**
Inj. Date / Time:	**21-Jun-2021 / 16:14**	*Sample Comment:*	**7199/218.6 RL**

No.	Time min	Peak Name	Peak Type	Area mAU*min	Height mAU	Amount n.a.

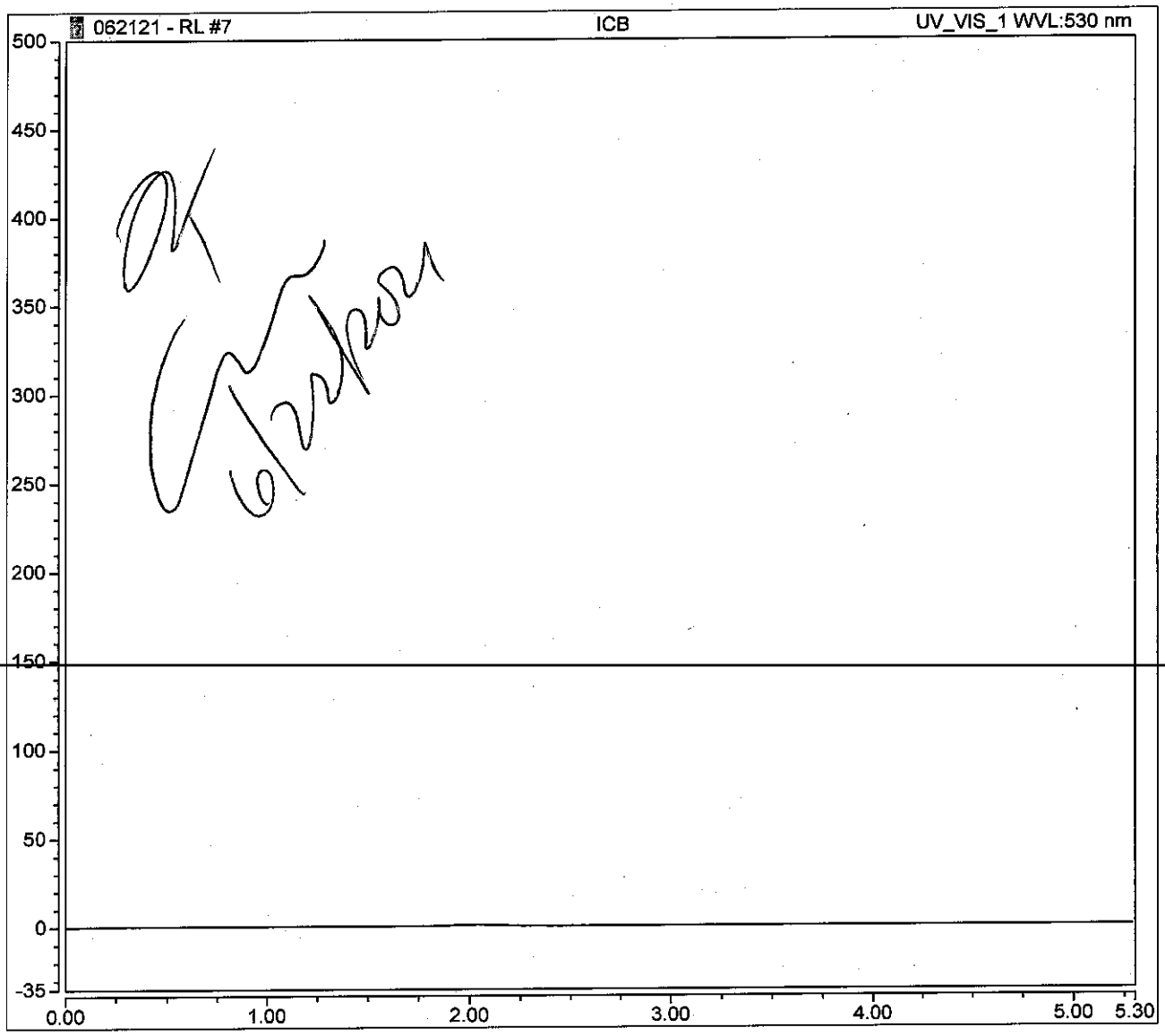

OK
6/22/2021

KAW
6/23/21

Chromeleon (c) Dionex 1996-2009
Version 7.1.1.1127

Cr(VI) - RL/Integration

ALS Environmental

1575 Jefferson Road, Building 300, Suite 360, Rochester, New York 14623

Ion Chromatography Cover Sheet

Instrument: Dionex ICS-2100, IC#8

Column: IonPac AS7 (207285) Analytical Column – Installed 2/26/2020

Curve Date: **06/21/2021** **Loop size:** **100uL**

Analyst: CWoods **Analysis Date:** 6/21/2021

Pipets Used: Chrome

CALIBRATION CURVE IS LINEAR FOR THIS METHOD (Method Filename: 8-062121RL)

Calibration Preparation (Diluent is Buffered DI as per Method):

Standard #	Standard Concentration (ppm)	Stock Volume (mL)	Stock Concentration (ppm)	Final Volume (mL)
1	0.00	0	1000	100
~~2~~	0.005	0.5	1.00 (Standard #4)	100
2	0.010	1	1.00 (Standard #4)	100
3	0.10	10	1.00 (Standard #4)	100
4	1.00	0.1	1000	100

Standards Prepared Fresh on Day of Calibration

QC Preparation Waters (Diluent is Buffered DI as per Method):

Cal Check	True Value (ppm)	Stock Volume (mL)	Stock Concentration (ppm)	Final Volume (mL)
ICV/CCV	0.50	0.5	100	100
ICB/CCB	0.00	-	-	100
Water LCS	0.2	0.2	100	100
Water MS/MSD	0.2 x Dilution	0.2	10	10 (Sample)

Calibration Checks Prepared Fresh on Day of Analysis

Primary 1000ppm Cr^{6+} Standard Used: 217583 (Expires 05/13/2024)

Secondary 1000ppm Cr^{6+} Standard Used: 214230 (Expires 11/30/2021)

Lead Chromate Salt Used (Soils): 187499 (Expires 01/04/2023)

Retention times should be within 10% of original RT as set by Standard #4. For this method it is 3.765 minutes.

All analyses are reviewed to ensure that peak integration is performed properly from baseline to baseline.

Calibration Batch Report

Processing Method:	**8-062121RL**	*Injection Volume:*	**100.00**
Instrument Method:	**Cr(VI) w ASDV - RL**	*Operator:*	**ALRCE.GENCHEM02**

Calibration Summary

Peak Name	Eval.Type	Cal.Type	Points	Offset (C0)	Slope (C1)	Curve (C2)	Coeff.Det. %
Cr(VI)	Area	Lin, WithOffset, 1/A	4.000	0.010	116.488	0.000	99.9903
		AVERAGE:		0.0095	116.4879	0.0000	99.9903

Injection Name Cr(VI)	Ret.Time min Cr(VI)	Area mAU*min Cr(VI)	Height mAU Cr(VI)	Amount ppm Cr(VI)
	UV_VIS_1	UV_VIS_1	UV_VIS_1	UV_VIS_1
STANDARD 1	n.a.	n.a.	n.a.	n.a.
STANDARD 2	3.731	0.5724	2.197	0.005
STANDARD 3	3.748	1.1822	4.352	0.010
STANDARD 4	3.765	12.0046	42.169	0.103
STANDARD 5	3.763	116.1628	403.343	0.997
Average	3.752			
Rel. Std. Dev.	0.424 %			

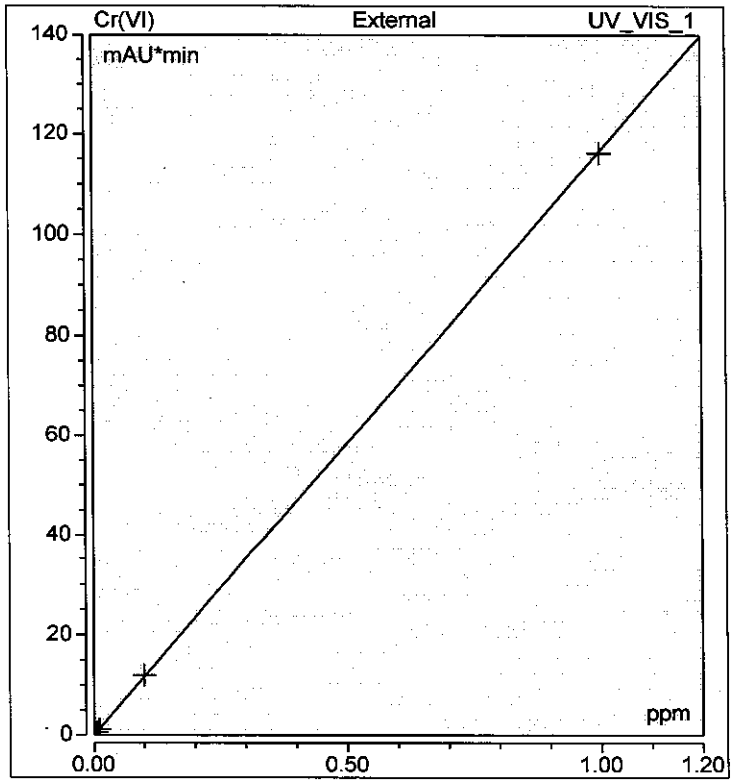

Ret. Time min	Param. Name	Param. Value	Inj. Type	Channel
0.000	Inhibit Integration	On	Any	All Channels
0.000	Valley To Valley	On	Any	All Channels
2.000	Peak Slice	1.00 [s]	Any	All Channels
2.000	Minimum Area	0.1000 [Signal*min]	Any	All Channels
2.000	Minimum Height	0.100 [Signal]	Any	All Channels
3.000	Inhibit Integration	Off	Any	All Channels
5.000	Inhibit Integration	On	Any	All Channels

Standard Solution Logbook - Inventory ID Summary

Inventory ID:	214230	Date Received:	12/1/20
Standard Name:	Chromium Hexavalent 1000 ug/mL Cr+6	Expiration Date:	11/30/21
Standard Type:	Stock Standard	Source:	High Purity Standards
ALS Lab:	ROCHESTER	Catalog #:	1000012-7
ALSTeam:	GenChem	Lot #:	2031534-500
Container ID:	214230	Amount Prepared:	1.00 mL
Location:	IC ROOM		

Component Name	Amount	Units	Method / Test Name
Chromium, Hexavalent	1000	mg/L	7199 Modified / Cr6 (+/-)

Standard Solution Logbook - Inventory ID Summary

Inventory ID:	217583	Date Received:	6/2/21
Standard Name:	Chromium Hexavalent 1000 ug/mL Cr+6	Expiration Date:	5/13/24
Standard Type:	Stock Standard	Source:	Absolute Standards
ALS Lab:	ROCHESTER	Catalog #:	54172
ALSTeam:	GenChem	Lot #:	051321
Container ID:	217583	Amount Prepared:	1.00 mL
Location:	IC ROOM		

Component Name	Amount	Units	Method / Test Name
Chromium, Hexavalent	1000	mg/L	7199 Modified / Cr6 (+/-)

Subcontracted Analytical Parameters

ALS Environmental—Rochester Laboratory
1565 Jefferson Road, Building 300, Suite 360, Rochester, NY 14623
Phone (585) 288-5380 Fax (585) 288-8475
www.alsglobal.com

ALS Environmental
301 Fulling Mill Road
Middletown, PA 17057
T: +1 717 944 5541
F: +1 717 944 1430
www.alsglobal.com

July 12, 2021

Work Order: 3183316
SDG: AER593

Ms. Janice Jaeger
ALS Environmental-Rochester NY
1565 Jefferson Road, Bldg. 300
Suite 360
Rochester, NY 14623

Laboratory Results for: Custom EDD, MDL, QC

Dear Ms. Janice Jaeger:

Enclosed are the analytical results for samples received by the laboratory starting on June 18, 2021.

The ALS Environmental laboratory in Middletown, Pennsylvania is a National Environmental Laboratory Accreditation Program (NELAP) accredited laboratory and as such, certifies that all applicable test results meet the requirements of NELAP. Analyses were performed according to our laboratory's NELAP-approved quality assurance program and any applicable state requirements. The test results meet requirements of the current NELAP standards or state requirements, where applicable. For a specific list of accredited analytes, refer to the certifications section of the ALS website at www.alsglobal.com/en/Our-Services/Life-Sciences/Environmental/Downloads. This laboratory report may not be reproduced, except infull, without the written approval of ALS Environmental. Any events, such as QC failures, are explained in the report narrative.

If you have any questions regarding this certificate of analysis, please contact Ms. Jennifer M Stanhope Lamoreux (Reporting Manager) at (717) 944-5541. You may also contact me via email at jennifer.lamoreux@ALSglobal.com.

Respectfully submitted,

ALS Group USA Corp. dba ALS Environmental

Jennifer M Stanhope Lamoreux
Reporting Manager

Table of Contents

Chain of Custody Records..... 3
Certificate of Analysis..... 7
Case Narrative..... 19
Flashpoint by Method 1010 Raw Data..... 21
Total Solids Raw Data..... 24

Chain of Custody Records

ALS Environmental Chain of Custody

1565 Jefferson Rd, Building 300 • Rochester, NY 14623 • 585-288-5380 • FAX 585-288-8475

ALS Contact: Janice Jaeger

3183316

Project Number: R2105887
Project Manager: Janice Jaeger
QAP: LAB QAP

Lab Code	Sample ID	# of Cont.	Matrix	Sample Date	Sample Time	Lab ID	Flash 1010A Modified
R2105887-010	TP-01 (370)	1	Soil	6/3/21	0845	Middletown ALS	X
R2105887-019	TP-10+11 (370)	3	Soil	6/4/21	0930	Middletown ALS	X

Run QC on sample R2105887-019 for 1010A Modified/Flash

6' 57H

Special Instructions/Comments	Turnaround Requirements	Report Requirements	Invoice Information
nysdec equis v4 eedd	___ RUSH (Surcharges Apply) PLEASE CIRCLE WORK DAYS 1 2 3 4 5 X STANDARD Requested FAX Date: ___ Requested Report Date: 07/01/21	___ I. Results Only X II. Results + QC Summaries ___ III. Results + QC and Calibration Summaries X IV. Data Validation Report with Raw Data PQL/MDL/J Y EDD Y	PO# 58R2105887 Bill to
H - Test is On Hold P - Test is Authorized for Prep Only			

Relinquished By: [signature] 6/17/21 1335 Received By: [signature] ALS 6/18/21 0927 Airbill Number:

FEDEX

Page 1

R2105887

Ship To: Middletown ALS
ALS Environmental - Middletown
301 Fulling Mill Rd.
Middletown, PA 17057

PC _____ Date 6/14/21
SMO _____ Date _____

Instructions:
Ice _____
Dry Ice _____
No Ice _____

Shipping:
Overnight _____
2nd Day _____
Ground _____

Bill to Client Account _____

Comments:

ALS Group USA, Corp.
www.alsglobal.com
An ALS Limited Company

301 Fulling Mill Road
Middletown, PA 17057
P: (717) 944-5541
F: (717) 944-1430

Condition of Sample Receipt Form

3183316

Client: | Work Orde ALS Environmental – Rochester | ials: | Date: W 6-18-21

1. Were airbills / tracking numbers present and recorded? ..... NONE **YES** NO
   Tracking number: 9889 5094 2448
2. Are Custody Seals on shipping containers intact? ..... NONE **YES** NO
3. Are Custody Seals on sample containers intact? ..... **NONE** YES NO
4. Is there a COC (Chain-of-Custody) present? ..... **YES** NO
5. Are the COC and bottle labels complete, legible and in agreement? ..... YES **NO**
   - 5a. Does the COC contain sample locations? ..... **YES** NO
   - 5b. Does the COC contain date and time of sample collection for all samples? ..... **YES** NO
   - 5c. Does the COC contain sample collectors name? ..... n/a YES **NO**
   - 5d. Does the COC note the type(s) of preservation for all bottles? ..... YES **NO**
   - 5e. Does the COC note the number of bottles submitted for each sample? ..... **YES** NO
   - 5f. Does the COC note the type of sample, composite or grab? ..... n/a YES **NO**
   - 5g. Does the COC note the matrix of the sample(s)? ..... **YES** NO
6. Are all aqueous samples requiring preservation preserved correctly?[1] ..... N/A YES NO
7. Were all samples placed in the proper containers for the requested analyses, with sufficient volume? ..... **YES** NO
8. Are all samples within holding times for the requested analyses? ..... **YES** NO
9. Were all sample containers received intact and headspace free when required? (not broken, leaking, frozen, etc.) ..... **YES** NO
10. Did we receive trip blanks (applies only for methods EPA 504, EPA 524.2 and 1631E (LL Hg)? ..... N/A YES NO
11. Were the samples received on ice? ..... **YES** NO
12. Were sample temperatures measured at 0.0-6.0°C ..... **YES** NO
13. Are the samples DW matrix ? If YES, fill out Reportable Drinking Water questions below ..... YES **NO**
    - 13a. Are the samples required for SDWA compliance reporting? ..... N/A YES NO
    - 13b. Did the client provide a SDWA PWS ID#? ..... N/A YES NO
    - 13c. Are all aqueous unpreserved SDWA samples pH 5-9? ..... N/A YES NO
    - 13d. Did the client provide the SDWA sample location ID/Description? ..... N/A YES NO
    - 13e. Did the client provide the SDWA sample type (D, E, R, C, P, S)? ..... N/A YES NO

Cooler #:								
Temperature (°C):	6							
Thermometer ID:	574							

Radiological (µCi): _____

COMMENTS (Required for all NO responses above and any sample non-conformance):

[1]Final determination of correct preservation for analysis such as volatiles, microbiology, and oil and grease is made in the analytical department at the time of or following the analysis

Rev 1/20/2020

Certificate of Analysis

ALS Environmental

301 Fulling Mill Road - Middletown, PA 17057 - Phone: 717-944-5541 - Fax: 717-944-1430 - www.alsglobal.com

NELAP Certifications: NJ PA010 , NY11759 , PA 22-293 DoD ELAP: PJLA74618
State Certifications: FE871113 , WA C999 , MD 128 , VA 460157 , WV DW 9961-C , WV 343

June 24, 2021

Ms. Janice Jaeger
ALS Environmental-Rochester NY
1565 Jefferson Road, Bldg. 300
Suite 360
Rochester, NY 14623

Certificate of Analysis

Project Name:	**Custom EDD, MDL, QC**	Workorder:	**3183316**
Purchase Order:	**58-R2105887**	Workorder ID:	**AER593|R2105887**

Dear Ms. Jaeger:

Enclosed are the analytical results for samples received by the laboratory on Friday, June 18, 2021.

The ALS Environmental laboratory in Middletown, Pennsylvania is a National Environmental Laboratory Accreditation Program (NELAP) accredited laboratory and as such, certifies that all applicable test results meet the requirements of NELAP.

If you have any questions regarding this certificate of analysis, please contact Ms. Sarah S Leung (Project Coordinator) at (717) 944-5541.

Analyses were performed according to our laboratory's NELAP-approved quality assurance program and any applicable state requirements. The test results meet requirements of the current NELAP standards or state requirements, where applicable. For a specific list of accredited analytes, refer to the certifications section of the ALS website at www.alsglobal.com/en/Our-Services/Life-Sciences/Environmental/Downloads.

This laboratory report may not be reproduced, except in full, without the written approval of ALS Environmental.

ALS Spring City: 10 Riverside Drive, Spring City, PA 19475 610-948-4903

CC: Mr. Michael Chevalier , Mr. Brady Kalkman , Reports and Invoices

This page is included as part of the Analytical Report and must be retained as a permanent record thereof.

Ms. Sarah S Leung
Project Coordinator

ALS Environmental
301 Fulling Mill Road - Middletown, PA 17057 - Phone: 717-944-5541 - Fax: 717-944-1430 - www.alsglobal.com

NELAP Certifications: NJ PA010 , NY11759 , PA 22-293 DoD ELAP: PJLA74618
State Certifications: FE871113 , WA C999 , MD 128 , VA 460157 , WV DW 9961-C , WV 343

SAMPLE SUMMARY

Workorder: 3183316 AER593|R2105887

Lab ID	Sample ID	Matrix	Date Collected	Date Received	Collected By
3183316001	TP-01 (370)	Solid	6/3/2021 08:45	6/18/2021 09:27	Collected by Client
3183316002	TP-10+11 (370)	Solid	6/4/2021 09:30	6/18/2021 09:27	Collected by Client

SAMPLE SUMMARY

Workorder: 3183316 AER593|R2105887

Notes

-- Samples collected by ALS personnel are done so in accordance with the procedures set forth in the ALS Field Sampling Plan (20 - Field Services Sampling Plan).
-- All Waste Water analyses comply with methodology requirements of 40 CFR Part 136.
-- All Drinking Water analyses comply with methodology requirements of 40 CFR Part 141.
-- Unless otherwise noted, all quantitative results for soils are reported on a dry weight basis.
-- The Chain of Custody document is included as part of this report.
-- All Library Search analytes should be regarded as tentative identifications based on the presumptive evidence of the mass spectra. Concentrations reported are estimated values.
-- Parameters identified as "analyze immediately" require analysis within 15 minutes of collection. Any "analyze immediately" parameters not listed under the header "Field Parameters" are preformed in the laboratory and are therefore analyzed out of hold time.
-- Method references listed on this report beginning with the prefix “S” followed by a method number (such as S2310B-97) refer to methods from “Standard Methods for the Examination of Water and Wastewater”.
-- For microbiological analyses, the "Prepared" value is the date/time into the incubator and the "Analyzed" value is the date/time out the incubator.
-- An Analysis-Prep Method Cross Reference Table is included after Analytical Results & Qualifiers section in this report.

Standard Acronyms/Flags

C	Please reference the Project Summary section of this Certificate of Analysis for case narrative comments.
J	Indicates an estimated value between the Method Detection Limit (MDL) and the Practical Quantitation Limit (PQL) for the analyte
U	Indicates that the analyte was Not Detected (ND)
N	Indicates presumptive evidence of the presence of a compound
MDL	Method Detection Limit
PQL	Practical Quantitation Limit
RDL	Reporting Detection Limit
ND	Not Detected - indicates that the analyte was Not Detected at the RDL
Cntr	Analysis was performed using this container
RegLmt	Regulatory Limit
LCS	Laboratory Control Sample
MS	Matrix Spike
MSD	Matrix Spike Duplicate
DUP	Sample Duplicate
%Rec	Percent Recovery
RPD	Relative Percent Difference
LOD	DoD Limit of Detection
LOQ	DoD Limit of Quantitation
DL	DoD Detection Limit
I	Indicates reported value is greater than or equal to the Method Detection Limit (MDL) but less than the Report Detection Limit (RDL)
(S)	Surrogate Compound
NC	Not Calculated
*	Result outside of QC limits

PROJECT SUMMARY

Workorder: 3183316 AER593|R2105887

Workorder Comments

Temperature of sample taken at time of sample receipt in the laboratory. See chain of custody for actual temperature.

Sample Comments

Lab ID: 3183316001 **Sample ID:** TP-01 (370) **Sample Type:** SAMPLE

The analysis for ignitability is performed using a modified method 1010A that provides a flashpoint temperature for a solid sample.

Lab ID: 3183316002 **Sample ID:** TP-10+11 (370) **Sample Type:** SAMPLE

The analysis for ignitability is performed using a modified method 1010A that provides a flashpoint temperature for a solid sample.

ALS Environmental

301 Fulling Mill Road - Middletown, PA 17057 - Phone: 717-944-5541 - Fax: 717-944-1430 - www.alsglobal.com

NELAP Certifications: NJ PA010 , NY11759 , PA 22-293 DoD ELAP: PJLA74618
State Certifications: FE871113 , WA C999 , MD 128 , VA 460157 , WV DW 9961-C , WV 343

ANALYTICAL RESULTS

Workorder: 3183316 AER593|R2105887

Lab ID: **3183316001** Date Collected: 6/3/2021 08:45 Matrix: Solid

Sample ID: **TP-01 (370)** Date Received: 6/18/2021 09:27

Parameters	Results	Flag	Units	RDL	MDL	Method	Prepared By	Analyzed	By	*Cntr*
WET CHEMISTRY										
Ignitability	See comment	C,1, 2,3	Deg. F			SW-846 1010AM		6/23/21 09:35	II	A
Moisture	14.5	C	%	0.1	0.01	S2540G-11		6/21/21 11:00	RAC	
Total Solids	85.5	C,4	%	0.1	0.01	S2540G-11		6/21/21 11:00	RAC	

Ms. Sarah S Leung
Project Coordinator

ALS Environmental

301 Fulling Mill Road - Middletown, PA 17057 - Phone: 717-944-5541 - Fax: 717-944-1430 - www.alsglobal.com

NELAP Certifications: NJ PA010 , NY11759 , PA 22-293 DoD ELAP: PJLA74618
State Certifications: FE871113 , WA C999 , MD 128 , VA 460157 , WV DW 9961-C , WV 343

ANALYTICAL RESULTS

Workorder: 3183316 AER593|R2105887

Lab ID: **3183316002** Date Collected: 6/4/2021 09:30 Matrix: Solid

Sample ID: **TP-10+11 (370)** Date Received: 6/18/2021 09:27

Parameters	Results	Flag	Units	RDL	MDL	Method	Prepared By	Analyzed	By	*Cntr*
WET CHEMISTRY										
Ignitability	See comment	C,1, 2,3	Deg. F			SW-846 1010AM		6/23/21 09:35	II	A
Moisture	13.9	C	%	0.1	0.01	S2540G-11		6/21/21 11:00	RAC	
Total Solids	86.1	C,4	%	0.1	0.01	S2540G-11		6/21/21 11:00	RAC	

Ms. Sarah S Leung
Project Coordinator

ANALYTICAL RESULTS

Workorder: 3183316 AER593|R2105887

PARAMETER QUALIFIERS

Lab ID	#	Sample ID	Analytical Method	Analyte
3183316001	1	TP-01 (370)	SW-846 1010AM	Ignitability
According to Pa/USEPA regulations, this sample is not considered to be ignitable. (Ref 40 CFR 261.21)				
3183316001	2	TP-01 (370)	SW-846 1010AM	Ignitability
The sample did not flash up to 200°F				
3183316001	3	TP-01 (370)	SW-846 1010AM	Ignitability
The flashpoint analysis by SW846 1010 was conducted past the 14 day hold time.				
3183316001	4	TP-01 (370)	S2540G-11	Total Solids
Analyte was analyzed past the 7 day holding time.				
3183316002	1	TP-10+11 (370)	SW-846 1010AM	Ignitability
According to Pa/USEPA regulations, this sample is not considered to be ignitable. (Ref 40 CFR 261.21)				
3183316002	2	TP-10+11 (370)	SW-846 1010AM	Ignitability
The sample did not flash up to 200°F				
3183316002	3	TP-10+11 (370)	SW-846 1010AM	Ignitability
The flashpoint analysis by SW846 1010 was conducted past the 14 day hold time.				
3183316002	4	TP-10+11 (370)	S2540G-11	Total Solids
Analyte was analyzed past the 7 day holding time.				

ALS Environmental
301 Fulling Mill Road - Middletown, PA 17057 - Phone: 717-944-5541 - Fax: 717-944-1430 - www.alsglobal.com

NELAP Certifications: NJ PA010 , NY11759 , PA 22-293 DoD ELAP: PJLA74618
State Certifications: FE871113 , WA C999 , MD 128 , VA 460157 , WV DW 9961-C , WV 343

ANALYSIS - PREP METHOD CROSS REFERENCE TABLE

Workorder: 3183316 AER593|R2105887

Lab ID	Sample ID	Analysis Method	Prep Method	Leachate Method
3183316001	TP-01 (370)	S2540G-11		
3183316001	TP-01 (370)	SW-846 1010AM		
3183316002	TP-10+11 (370)	S2540G-11		
3183316002	TP-10+11 (370)	SW-846 1010AM		

ALS Environmental
301 Fulling Mill Road - Middletown, PA 17057 - Phone: 717-944-5541 - Fax: 717-944-1430 - www.alsglobal.com

NELAP Certifications: NJ PA010 , NY11759 , PA 22-293 DoD ELAP: PJLA74618
State Certifications: FE871113 , WA C999 , MD 128 , VA 460157 , WV DW 9961-C , WV 343

QUALITY CONTROL DATA

Workorder: 3183316 AER593|R2105887

QC Batch: WETC/256464 **Analysis Method:** S2540G-11

QC Batch Method: S2540G-11

Associated Lab Samples: 3183316001, 3183316002

SAMPLE DUPLICATE: 3347434 ORIGINAL: 3182921001

Parameter	Original Result	Units	DUP Result	RPD	Max RPD
Moisture	.5639	%	.6479	13.9*	10
Total Solids	99.436	%	99.352	.08	5

SAMPLE DUPLICATE: 3347435 ORIGINAL: 3183214006

Parameter	Original Result	Units	DUP Result	RPD	Max RPD
Moisture	95.6808	%	95.5573	.13	10
Total Solids	4.3191	%	4.4426	2.82	5

SAMPLE DUPLICATE: 3347436 ORIGINAL: 3183233002

Parameter	Original Result	Units	DUP Result	RPD	Max RPD
Moisture	3.9513	%	3.6745	7.26	10
Total Solids	96.0486	%	96.3254	.29	5

SAMPLE DUPLICATE: 3347437 ORIGINAL: 3183257001

Parameter	Original Result	Units	DUP Result	RPD	Max RPD
Moisture	97.3824	%	97.4583	.08	10
Total Solids	2.6175	%	2.5416	2.94	5

SAMPLE DUPLICATE: 3347438 ORIGINAL: 3183318003

Parameter	Original Result	Units	DUP Result	RPD	Max RPD
Moisture	11.9825	%	11.909	.62	10
Total Solids	88.0174	%	88.0909	.08	5

ALS Environmental
301 Fulling Mill Road - Middletown, PA 17057 - Phone: 717-944-5541 - Fax: 717-944-1430 - www.alsglobal.com

NELAP Certifications: NJ PA010 , NY11759 , PA 22-293 DoD ELAP: PJLA74618
State Certifications: FE871113 , WA C999 , MD 128 , VA 460157 , WV DW 9961-C , WV 343

QUALITY CONTROL DATA

Workorder: 3183316 AER593|R2105887

SAMPLE DUPLICATE: 3347439 ORIGINAL: 3183360001

Parameter	Original Result	Units	DUP Result	RPD	Max RPD
Moisture	4.4678	%	4.4811	.3	10
Total Solids	95.5321	%	95.5188	.01	5

ALS Environmental
301 Fulling Mill Road - Middletown, PA 17057 - Phone: 717-944-5541 - Fax: 717-944-1430 - www.alsglobal.com

NELAP Certifications: NJ PA010 , NY11759 , PA 22-293 DoD ELAP: PJLA74618
State Certifications: FE871113 , WA C999 , MD 128 , VA 460157 , WV DW 9961-C , WV 343

QUALITY CONTROL DATA CROSS REFERENCE TABLE

Workorder: 3183316 AER593|R2105887

Lab ID	Sample ID	Prep Method	Prep Batch	Analysis Method	Analysis Batch
3183316001	TP-01 (370)			S2540G-11	WETC/256464
3183316002	TP-10+11 (370)			S2540G-11	WETC/256464

Case Narrative

ALS-Middletown
Analytical Narrative
ALS-Rochester
AER-593

Sample Management

This report contains the results of the analysis of two (2) solid samples collected on June 3-4, 2021. Analytical results and quality control information are summarized in this data package.

Sample Receipt

The samples arrived at ALS - Middletown via courier on June 18, 2021. Upon receipt, the samples were inspected and compared to the Chain of Custody. The samples were received intact and properly preserved, unless noted on the enclosed Certificate of Analysis and/or Chain of Custody.

Flashpoint by EPA 1010

Sample handling. Two (2) solid samples were analyzed for flashpoint by EPA Method 1010. The samples were not analyzed within the hold time of 14-days.

Calibration. A standard identified as p-xylene was analyzed with the samples. The flashpoint of the standard was within the QC limits.

Duplicate. A duplicate analysis was not performed on any samples from this data deliverable.

Total Solids by SM 2540G

Sample handling. Three (3) solid samples were analyzed for total solids by SM 2540G. The samples were not analyzed within the 7-day hold time established for the method.

Duplicate. A duplicate analysis was not performed on any samples from this data deliverable.

Flashpoint by Method 1010 Raw Data

	SOP	Horizon Batch Number
Analytical	04-1010 (FP)	256588 / 256589
		NA
		NA
Prep	NA	NA
		NA
		NA

Data Reviewer	RAC
Date	6/24/2021

DoD samples included in batch (Y/N)	NA
SDWA samples included in batch (Y/N)	NA

Data Review	Criteria	Meets Method Criteria Y/N)	Meets DoD Criteria (Y/N) (if applicable)	If no, steps taken to address failure
Batch QC Review				
Prep Batch MB	NA	NA	NA	
Prep Batch LCS	NA	NA	NA	
Analytical Batch Calibration	NA	NA	NA	
Analytical Batch MB/ICB/CCB	NA	NA	NA	
Analytical Batch LCS/ICV/CCV	xylene (79-83F), 1/20 samples	Y	NA	
Batch Sample Review				
Integration Quailty Checked	NA	NA	NA	
Sample MS	NA	NA	NA	
Sample MSD/Duplicate	1/10 samples, +/- 4F	Y	NA	
Sample Holding Time	14 days	N	NA	Samples 3183316001 AND 3183316002 are out of hold
Sample Correlational Relationships	Yes < 140F, No > 140F	Y	NA	
Sample Historical Relationships		NA	NA	

Data Posting (Hand/Autopost): Hand

Hand entries checked for

Result posted correctly	Y
Date/Time Posted correctly	Y
Analyst Initials Posted Correctly	Y
Manual Calculations	Y
Correct Qualifiers	Y

General Data Comments:

Flashpoint

Queue:	WETC
Rule:	1010FP
Batch:	256588
HBN:	733712
SOP ID:	04-1010

Analysis	
Date:	6/23/2021
Time:	9:35
Tech:	II

Reviewed By:	RAC
Reviewed Date:	6/24/21
Approved By:	RAC
Approved Date:	6/24/21

Barometric Pressure (inches Hg):	30.04	Barometric Pressure (mmHg):	763
www.weather.com>17057>Details		Thermometer ID:	TH-426
p-Xylene ID#:	210416002		

p-Xylene Standard control limits 79-83 °F
Duplicate control limits ± 4 °F

Corrected Flash Point= F + 0.06 (760 - P)
where F= Flash Point in degrees F
where P = ambient barometric pressure in mm Hg

Sample Number	Flash Point Temperature (°F)	Corrected Flash Point Temperature (°F)	Result Statement	Comment
XYLENE	82	82	Sample is ignitable	
3349008-DUP	200	200	Sample is not ignitable	3182627001-D
3182627001-D	200	200	Sample is not ignitable	
3182638009-A	200	200	Sample is not ignitable	
3182900001-A	200	200	Sample is not ignitable	
3183270001-A	200	200	Sample is not ignitable	
3183272001-D	200	200	Sample is not ignitable	
3183272003-D	200	200	Sample is not ignitable	
3183494001-C	200	200	Sample is not ignitable	
3183669001-A	200	200	Sample is not ignitable	
3183316001-A	200	200	Sample is not ignitable	BATCH 256589
3183316002-A	200	200	Sample is not ignitable	BATCH 256589
DUP	200	200	Sample is not ignitable	3183316002-A
3183718001-A	200	200	Sample is not ignitable	BATCH 256589
3173765001-A	200	200	Sample is not ignitable	BATCH 256589

_Q:WETC|_B:256588|_D:01/00/00

Val 0072

Total Solids Raw Data

ALS Laboratory Group
ANALYTICAL CHEMISTRY & TESTING SERVICES

Total Solids Rev 4/4/2020 Val 0123

Batch: 256464 **Balance ID:** BAL-25 **Queue:** WETC **Analyst:** RAC FALSE

File Name: 256464_210621-104828 **SOP ID:** 04-TS Sol **Date/Time:** 06/21/21 11:00

Misc:	Weighback Analyst 1: II 2: II 3: 4:	Oven ID	Thermometer	1st Time In	6/21/21 1240	2nd Time In	6/22/21 945	3rd Time In		4th Time In	
		8	TH-244	1st Temp In °C	105	2nd Temp In °C	105	3rd Temp In °C		4th Temp In °C	
				1st Time Out	6/22/21 937	2nd Time Out	6/22/21 1121	3rd Time Out		4th Time Out	
				1st Temp Out °C	105	2nd Temp Out °C	105	3rd Temp Out °C		4th Temp Out °C	

Sample ID	Cont ID	Samp Type	TVS	Weight of dish and sample (g) or Volume of sample (ml)	Dish Wt. (g)	1st Dish + Sample Wt (g)	2nd Dish + Sample Wt (g)	3rd Dish + Sample Wt (g)	4th Dish + Sample Wt (g)	TS (%) or (mg/l)	Result1 TARE (g)	Result2 IWT (g)	Result3 FWT (g)
3347433	BALCHK			0.1000	0.1000	0.1000	0.1000			#DIV/0!	0.1000	0.1000	0.1000
3347434 (3182921001)		DUP		5.7500	1.1200	5.7200	5.7200			99.3521	1.1200	5.7500	5.7200
3182921001	A	S		6.4500	1.1300	6.4200	6.4200			99.4361	1.1300	6.4500	6.4200
3183103004	A	S		14.1900	1.1400	1.1600	1.1600			0.1533	1.1400	14.1900	1.1600
3183103005	A	S		14.3000	1.1400	1.1400	1.1400			0.0000	1.1400	14.3000	1.1400
3183103007	A	S	XX	13.5400	1.1200	1.2000	1.2000			0.6441	1.1200	13.5400	1.2000
3183131001	A	S		16.2700	1.1400	1.4300	1.4300			1.9167	1.1400	16.2700	1.4300
3183131002	A	S		17.5800	1.1300	1.4500	1.4500			1.9453	1.1300	17.5800	1.4500
3183131003	A	S		17.6700	1.1300	1.4400	1.4400			1.8742	1.1300	17.6700	1.4400
3183172003	A	S	XX	13.9000	1.1200	1.1900	1.1900			0.5477	1.1200	13.9000	1.1900
3183172004	A	S	XX	17.1000	1.1300	1.2400	1.2400			0.6888	1.1300	17.1000	1.2400
3183179001	A	S		14.3100	1.1300	6.9600	6.9600			44.2337	1.1300	14.3100	6.9600
3347435 (3183214006)		DUP	XX	13.5100	1.1300	1.6800	1.6800			4.4426	1.1300	13.5100	1.6800
3183214006	A	S	XX	14.8000	1.1400	1.7300	1.7300			4.3192	1.1400	14.8000	1.7300
3183215001	A	S		12.7800	1.1300	1.7000	1.7000			4.8927	1.1300	12.7800	1.7000
3183216001	A	S	XX	13.8400	1.1300	1.4300	1.4300			2.3603	1.1300	13.8400	1.4300

Reviewed II 06/22/21 12:55
Approved II 06/22/21 12:55

3183221001		S		11.6000	1.1400	11.0200	11.0200			94.4551	1.1400	11.6000	11.0200
3183222001		S		14.2500	1.1300	12.9400	12.9400			90.0152	1.1300	14.2500	12.9400
3183224001		S		10.5300	1.1300	10.1800	10.1800			96.2766	1.1300	10.5300	10.1800
3183230001	A	S		13.0600	1.1400	11.8900	11.8900			90.1846	1.1400	13.0600	11.8900
3183230002	E	S		16.0200	1.1200	14.4600	14.4600			89.5302	1.1200	16.0200	14.4600
3183232001	A	S		9.8000	1.1300	3.8200	3.8200			31.0265	1.1300	9.8000	3.8200
3183233001	A	S		4.8700	1.1300	4.7200	4.7200			95.9893	1.1300	4.8700	4.7200
3347436 (3183233002)		DUP		4.9400	1.1300	4.8000	4.8000			96.3255	1.1300	4.9400	4.8000
3183233002	A	S		4.4200	1.1300	4.2900	4.2900			96.0486	1.1300	4.4200	4.2900
3183233003	A	S		4.5200	1.1300	4.4000	4.4000			96.4602	1.1300	4.5200	4.4000
3183233004	A	S		5.2100	1.1200	5.0400	5.0400			95.8435	1.1200	5.2100	5.0400
3183233005	A	S		5.0300	1.1500	4.8900	4.8900			96.3918	1.1500	5.0300	4.8900
3183233006	A	S		5.1200	1.1200	4.9500	4.9500			95.7500	1.1200	5.1200	4.9500
3183233007	A	S		4.5900	1.1400	4.4700	4.4700			96.5217	1.1400	4.5900	4.4700
3183234001	A	S		4.5100	1.1400	4.3600	4.3600			95.5490	1.1400	4.5100	4.3600
3183237001	A	S		17.7100	1.1300	1.6700	1.6700			3.2569	1.1300	17.7100	1.6700
3183239001	A	S		12.4000	1.1300	11.8600	11.8600			95.2085	1.1300	12.4000	11.8600
3183241001	A	S	XX	21.2500	1.1300	1.9900	1.9900			4.2744	1.1300	21.2500	1.9900
3347437 (3183257001)		DUP		13.7200	1.1300	1.4500	1.4500			2.5417	1.1300	13.7200	1.4500
3183257001	A	S		19.8400	1.1200	1.6100	1.6100			2.6175	1.1200	19.8400	1.6100
3183257002	A	S		14.5200	1.1300	1.4500	1.4500			2.3898	1.1300	14.5200	1.4500
3183257003	A	S		12.8400	1.1400	1.4100	1.4100			2.3077	1.1400	12.8400	1.4100
3183265001		S		19.6600	1.1200	16.2200	16.2200			81.4455	1.1200	19.6600	16.2200
3183265002		S		17.0900	1.1300	15.2100	15.2100			88.2206	1.1300	17.0900	15.2100
3183265003		S		30.9200	1.1400	26.0800	26.0800			83.7475	1.1400	30.9200	26.0800

3183316001		S		25.4000	1.1300	21.8700	21.8700			85.4553	1.1300	25.4000	21.8700
3183316002		S		13.0400	1.1300	11.3900	11.3900			86.1461	1.1300	13.0400	11.3900
3183318001		S		11.2900	1.1200	10.2600	10.2600			89.8722	1.1200	11.2900	10.2600
3183318002		S		9.4500	1.1300	8.7300	8.7300			91.3462	1.1300	9.4500	8.7300
3347438 (3183318003)		DUP		12.1200	1.1200	10.8100	10.8100			88.0909	1.1200	12.1200	10.8100
3183318003		S		10.3000	1.1200	9.2000	9.2000			88.0174	1.1200	10.3000	9.2000
3183318004		S		10.1800	1.1200	9.0500	9.0500			87.5276	1.1200	10.1800	9.0500
3183321001		S		17.3500	1.1400	15.1500	15.1500			86.4281	1.1400	17.3500	15.1500
3183329001		S		17.0800	1.1300	15.2500	15.2500			88.5266	1.1300	17.0800	15.2500
3183329002		S		18.7600	1.1200	17.4200	17.4200			92.4036	1.1200	18.7600	17.4200
3183329003		S		15.8700	1.1500	14.4000	14.4000			90.0136	1.1500	15.8700	14.4000
3183329004		S		19.7900	1.1300	19.2600	19.2600			97.1597	1.1300	19.7900	19.2600
3183351001		S		30.5700	1.1200	26.3100	26.3100			85.5348	1.1200	30.5700	26.3100
3183358001		S		23.7900	1.1200	19.6200	19.6200			81.6056	1.1200	23.7900	19.6200
3183359001	A	S		12.8200	1.1300	3.0200	3.0200			16.1677	1.1300	12.8200	3.0200
3347439 (3183360001)		DUP		9.6100	1.1300	9.2300	9.2300			95.5189	1.1300	9.6100	9.2300
3183360001		S		8.7300	1.1200	8.3900	8.3900			95.5322	1.1200	8.7300	8.3900
3183365021	A	S		28.0700	1.1300	22.7400	22.7400			80.2153	1.1300	28.0700	22.7400
3183365022	A	S		26.7300	1.1200	18.9400	18.9400			69.5822	1.1200	26.7300	18.9400
3183365023	A	S		27.6000	1.1300	21.8700	21.8700			78.3529	1.1300	27.6000	21.8700
3183365024	A	S		26.2600	1.1300	18.7400	18.7400			70.0756	1.1300	26.2600	18.7400
3183365025	A	S		20.0100	1.1500	15.8100	15.8100			77.7306	1.1500	20.0100	15.8100
3183365026	A	S		17.3900	1.1500	8.7100	8.7100			46.5517	1.1500	17.3900	8.7100
3183365027	A	S		18.2300	1.1200	8.3400	8.3400			42.1975	1.1200	18.2300	8.3400
3183365028	A	S		18.4700	1.1400	7.7600	7.7600			38.1997	1.1400	18.4700	7.7600

3183365029	A	S		20.7900	1.1200	8.6000	8.6000			38.0275	1.1200	20.7900	8.6000
3347440	BALCHK			0.1000	0.1000	0.1000	0.1000			#DIV/0!	0.1000	0.1000	0.1000

End