

LIMITED XRF LEAD BASED
PAINT INSPECTION

at the

Iola Campus
Rochester, New York

Date of Construction: Not Provided

Owned by:

Not Provided

Prepared for:

AJC & Son
One Airport Way
Suite 300
Rochester, New York

December 12, 2007

Report Prepared By:

PARADIGM ENVIRONMENTAL SERVICES, INC.
179 Lake Avenue, Rochester, New York 14608 (585) 647-2530

IOLA CAMPUS
ROCHESTER, NEW YORK

TABLE OF CONTENTS

INTRODUCTION

LIMITATIONS/DEFINITIONS/CONCLUSIONS

POSITIVE LEAD BASED PAINT READINGS

PHOTOGRAPHS

INSTRUMENT DATA

INTRODUCTION

Paradigm Environmental Services, Inc. was retained by AJC & Son on December 12, 2007 to conduct an inspection for the presence of lead-based paints located at **Iola Campus, Rochester, New York.**

Paradigm performed report generation for this project. Field services were performed by Envoy Environmental Consultants as a subcontractor to Paradigm. Envoy Environmental Consultants, Inc. holds a New York State Department of Labor Radioactive Materials License to own and operate an X-Ray Fluorescence lead paint analyzer. EPA certified Lead Inspector, Laurie Sisson, conducted this inspection with procedures and guidelines commonly used and accepted in New York State and EPA.

The frequency of testing included XRF sampling of selected areas.

The LPA-1 Lead Paint Analyzer is an analytical radiation instrument used in quantitative analysis of lead in paint for various substrates. The LPA-1 is a spectrum analyzer that resolves the lead X-Ray intensity from interfering radiation. The XRF LPA-1 instrument has a $\frac{3}{8}$ inch penetration depth for the detection of lead. Anything beyond this depth will cause no reading and can go undetected.

Certain substrates may register a reading in the inconclusive range. They are as follows:

<u>Substrate</u>	<u>Inconclusive Range</u>
Brick	None
Concrete	None
Drywall	None
Metal	0.9 to 1.3 mg/cm ²
Plaster	0.9 to 1.0 mg/cm ²
Wood	None

The lead inspection at **Iola Campus** did not generate any readings in the inconclusive range.

A radioactive material, Cobalt 57, is used as the radiation source in this device for nondestructive method of sample analysis. In order to verify the proper operation of the analyzer it is calibrated before each inspection.

LIMITATIONS

The information provided in this report was compiled from field notes and instrument data.

Observations noted and recorded are intended to represent the conditions that existed at the subject site at the time and date that the observations were made. All areas sampled are considered to be in good condition unless otherwise noted by an asterisk on the Information Chart included in this report. Any areas that have peeling or chipping paint are flagged with an asterisk.

Determinations of lead based paint within the building were subject to the accessibility of individual areas or spaces. Walls were assigned the letters A, B, C, or D for purposes of reading this report and understanding which wall in a particular room was sampled. The wall regarded as "A" will always be the street side wall. Walls B, C, and D shall follow clockwise in succession.

Conclusions and recommendations provided in this report are based on the assumption that materials identified are homogeneous throughout their application.

The XRF testing was limited to representative sampling of each of the following buildings: 1, 2, 4, 5, 7, 8, 9, and 10. Building 11 was not sampled per the request of Dominick Cardelli.

DEFINITIONS

Lead based paint - Paint or other surface coatings that contain lead equal to or in excess of 1.0 mg/cm² or 0.5% by weight.

CONCLUSIONS

A lead-based paint survey was performed by Paradigm Environmental Services, Inc. for AJC & Son at **Iola Campus, Rochester, New York**. The inspection was conducted on December 12, 2007.

The following page(s), "Positive Lead Based Paint Readings" indicates the components that were determined to contain lead-based paint as they have instrument readings at or over the HUD abatement level of 1.0 mg/cm².

Note: All lead-based paints should be inspected and maintained periodically. These paints must be handled with care and disturbances should be minimized. Abatement strategies for lead paint include the following: interim controls, replacement, encapsulation, and paint removal.

POSITIVE LEAD- BASED PAINT READINGS

IOLA CAMPUS
ROCHESTER, NEW YORK


<u>Read #</u>	<u>Location</u>	<u>Color</u>	<u>Substrate</u>	<u>Item</u>
8	Building 10, 1st Floor, Stairway	White	Wood	Window
10	Building 10, Garage	Dark Gray	Brick	B-Wall
11	Building 10, Garage	White	Concrete	Beam
12	Building 10, 2nd Floor, A/B Office	White	Wood	Window Sash
14	Building 10, 2nd Floor, Corridor	Gray	Metal	Door
15	Building 10, 2nd/3rd Floor, Stairway	Black	Metal	Stringer
16	Building 10, 3rd Floor, C-Wall	White	Wood	Window
17	Building 9, 1st Floor, Storage	White	Wood	Support Post
19	Building 9, 1st Floor, Storage	Gray	Wood	D-Window
20	Building 9, 1st Floor, Storage	Blue	Plaster	Ceiling
18	Building 9, 1st Floor, Wall	Blue	Concrete	B-Wall
22	Building 9, 1st Floor, Wall	Blue	Wood	D Wall Door
24	Building 5, 1st Floor, Window	White	Wood	B-Window
27	Building 5, 2nd Floor, Hallway	White	Wood	Window
29	Building 5, 2nd Floor, Middle Stairway	Gray	Metal	Stringer
30	Building 5, 3rd Floor, Window	White	Wood	A-Window
31	Building 5, Exterior	Yellow	Wood	Window
32	Building 5, Exterior Door	Yellow	Wood	Door
36	Building 5, Basement	White	Metal	Double Doors

* Indicates paint in peeling or chipping condition.

POSITIVE LEAD- BASED PAINT READINGS

<u>IOLA CAMPUS</u>				
43	Building 2, Office	White	Wood	Window
44	Building 2, Office	Gray	Plaster	Wall
45	Building 2, Great Room	White	Wood	Door Casing
48	Building 2, Exterior	Yellow	Wood	Window
49	Building 2, Exterior	Yellow	Wood	Door Casing
50	Building 4, A Office	White	Wood	Window
51	Building 4, A Office	Blue	Plaster	A-Wall
52	Building 4, Great Room	Green	Wood	Door Casing
53	Building 4, Entrance	White	Plaster	Ceiling
54	Building 4, Entrance	Yellow	Wood	Door Casing
56	Building 8, Kitchen	White	Wood	A-Window
58	Building 8, Exterior	Yellow	Wood	Window Casing
59	Building 8, Exterior	Yellow	Wood	Door Casing
61	Building 7, 1st Floor, Sun Room	White	Metal	B-Window
63	Building 7, 2nd Floor, Sun Room	White	Metal	B-Window
66	Building 7, 2nd Floor, Hallway	Black	Metal	Door Casing
67	Building 7, Bath	Yellow	Ceramic	Ceramic Tile
68	Building 7, North Stairwell	Brown	Metal	Newel Post


* Indicates paint in peeling or chipping condition.










































LEAD PAINT INSPECTION REPORT

REPORT NUMBER: S#01091 - 12/12/07 11:48

INSPECTION FOR: AJC & Son
One Airport Way
Suite 300
Rochester, New York 14624

PERFORMED AT: Iola Campus

Rochester, New York

INSPECTION DATE: 12/12/07

INSTRUMENT TYPE: R M D
MODEL LPA-1
XRF TYPE ANALYZER
Serial Number: 01091

ACTION LEVEL: 1.0 mg/cm²

OPERATOR LICENSE: NY-01-072003-515

Report Prepared By:
Paradigm Environmental Services, Inc.
179 Lake Avenue
Rochester, New York 14608

SIGNED: _____

Laurie Sisson

Date: 12-13-07

Report No. S#01091 - 12/12/07 11:48
 Total Readings: 75
 Job Started: 12/12/07 11:48
 Job Finished: 12/12/07 15:16

Read No.	Rm No.	Room Name	Wall Structure	Location	Member	Paint Cond	Substrate	Color	Lead (mg/cm ²)	Mode
1		CALIBRATION							2.1	QM
2		CALIBRATION							1.9	QM
3		CALIBRATION							2.9	QM
4		CALIBRATION							0.2	QM
5		CALIBRATION							-0.1	QM
6		CALIBRATION							0.0	QM
7	001	B10-1 Vstbl	A Wall		Ctr	I	Brick	White	0.0	QM
8	002	B10-1 Stwy	A Window		Ctr	I	Wood	White	7.2	QM
9	003	B10-1 Lckrm	D Radiator		Ctr	I	Metal	Silver	0.0	QM
10	004	B10-1 Grge	B Wall		Ctr	I	Brick	Gray	2.6	QM
11	004	B10-1 Grge	B Beam		Ctr	I	Concrete	White	6.6	QM
12	005	B10-2 Ofc	B Window		Ctr Sash	I	Wood	White	8.9	QM
13	006	B10-2 L Ofc	C Wall		Ctr	I	Concrete	White	0.1	QM
14	007	B10-2 Cord	C Door		Ctr U Ctr	I	Metal	Gray	6.5	QM
15	008	B10-2 Strs	C Stairs		Ctr Stringer	I	Metal	Black	6.6	QM
16	009	B10-3 Wall	C Window		Ctr	I	Wood	White	6.2	QM
17	010	B9-1 Strg	C Spt Post		Ctr	I	Wood	White	4.4	QM
18	011	B9-1 Wall	B Wall		Ctr	I	Concrete	Blue	>9.9	QM
19	010	B9-1 Strg	D Window		Ctr	I	Wood	Gray	4.5	QM
20	010	B9-1 Strg	D Ceiling		Ctr	I	Plaster	Blue	>9.9	QM
21	010	B9-1 Strg	D Door		Ctr U Ctr	I	Wood	Black	-0.1	QM
22	011	B9-1 Wall	D Door		Ctr U Ctr	I	Wood	Blue	>9.9	QM
23	012	B5-1 Wall	B Wall		Ctr	I	Plaster	Blue	-0.2	QM
24	013	B5-1 Window	B Window		Ctr	I	Wood	White	1.3	QM
25	014	B5-1 Office	D Ceiling		Ctr	I	Plaster	Gray	0.0	QM
26	015	B5-1 Adum	B Pillars		Ctr	I	Concrete	Blue	-0.1	QM
27	016	B5-2 Hlwy	B Window		Ctr	I	Wood	White	2.5	QM
28	017	B5-2 Wall	B Wall		Ctr	I	Concrete	White	0.5	QM
29	018	B5-2 Strwy	B Stairs		Ctr Stringer	I	Metal	Gray	3.8	QM
30	020	B5-3 Window	A Window		Ctr	I	Wood	White	2.6	QM
31	023	B-5 Ext Wnd	B Door		Ctr U Ctr	I	Wood	Yellow	>9.9	QM
32	021	B5 Door	B Door		Ctr U Ctr	I	Wood	Yellow	>9.9	QM
33	042	B-5 B Stage	B Window		Lft	I	Wood	White	0.0	QM
34	042	B-5 B Stage	B Window		Lft	I	Wood	White	0.0	QM
35	043	B-5 Bsemt	B Floor		Lft	I	Concrete	Gray	-0.1	QM
36	043	B-5 Bsemt	B Door		Lft U Ctr	I	Metal	White	2.6	QM
37	044	B-5 B Strwl	B Stairs		Lft	I	Metal	Gray	0.0	QM
38	022	B1 Ofc 106	B Ceiling		Lft	I	Plaster	White	-0.1	QM
39	023	B1 Entrway	C Wall		Lft	I	Plaster	White	0.3	QM
40	023	B1 Entrway	C Door		Lft U Ctr	I	Wood	Brown	-0.1	QM
41	024	B1-2 Con Rm	C Brick		Lft	I	Brick	Red	-0.2	QM
42	025	B1-2 Rm 205	C Window		Lft	I	Wood	White	0.0	QM
43	026	B2 Office	C Window		Lft	I	Wood	White	>9.9	QM
44	026	B2 Office	C Wall		Lft	I	Plaster	Gray	>9.9	QM
45	027	B2 Grt Rm	C Door		Lft Lft casing	I	Wood	White	>9.9	QM
46	027	B2 Grt Rm	C Floor		Lft	I	Concrete	Red	0.0	QM
47	028	B2 Shower	C Wall		Lft	I	Ceramic	Yellow	-0.3	QM

48	022	B2	Exterior	B	Window	Ctr	I	Wood	Yellow	>9.9	QM
49	022	B2	Exterior	B	Door	Ctr Lft casing	I	Wood	Yellow	>9.9	QM
50	030	B4	Office	B	Window	Ctr	I	Wood	White	>9.9	QM
51	030	B4	Office	A	Wall	Ctr	I	Plaster	Blue	4.3	QM
52	031	B4	Grt Rm	A	Door	Ctr Lft casing	I	Wood	Green	>9.9	QM
53	032	B-5	Ext	A	Ceiling	Ctr	I	Plaster	White	3.9	QM
54	032	B-5	Ext	A	Door	Ctr Lft casing	I	Wood	Yellow	>9.9	QM
55	033	B8	Kitchen	A	Wall	Ctr	I	Plaster	White	0.4	QM
56	033	B8	Kitchen	A	Window	Ctr	I	Wood	White	8.9	QM
57	034	B8	Liv Rm	A	Door	Ctr U Ctr	I	Wood	Brown	-0.1	QM
58	035	B8	Exit	A	Window	Ctr Lft casing	I	Wood	Yellow	>9.9	QM
59	035	B8	Exit	A	Door	Ctr Lft casing	I	Wood	Yellow	>9.9	QM
60	036	B7-1	Sun Rm	D	Wall	Ctr	I	Plaster	White	0.2	QM
61	036	B7-1	Sun Rm	B	Window	Ctr	I	Metal	White	3.7	QM
62	037	B7-2	Sun Rm	B	Wall	Ctr	I	Plaster	White	0.0	QM
63	037	B7-2	Sun Rm	B	Window	Ctr	I	Metal	White	>9.9	QM
64	037	B7-2	Sun Rm	B	Radiator	Ctr	I	Metal	White	0.2	QM
65	038	B7-2	Hlwy	A	Wall	Ctr	I	Plaster	White	0.5	QM
66	038	B7-2	Hlwy	A	Door	Ctr Lft casing	I	Metal	Black	6.4	QM
67	039	B7-2	Bath	A	Tile	Ctr	I	Ceramic	Yellow	>9.9	QM
68	040	B7-2	Stwl N	A	Newel Post	Ctr	I	Metal	Brown	1.5	QM
69	041	B7-2	E Sun	C	Wall	Ctr	I	Plaster	White	0.3	QM
70			CALIBRATION							2.3	QM
71			CALIBRATION							1.8	QM
72			CALIBRATION							1.8	QM
73			CALIBRATION							0.0	QM
74			CALIBRATION							0.0	QM
75			CALIBRATION							0.0	QM

---- End of Readings ----

Report No. S#01091 - 12/12/07 11:48
 Total Readings: 75 Actionable: 37
 Job Started: 12/12/07 11:48
 Job Finished: 12/12/07 15:16

Reading No.	Wall	Structure	Location	Member	Paint Cond	Substrate	Color	Lead (mg/cm ²)	Mode
Exterior Room 021 B5 Door									
032	B	Door	Ctr	U Ctr	I	Wood	Yellow	>9.9	QM
Exterior Room 022 B2 Exterior									
049	B	Door	Ctr	Lft casing	I	Wood	Yellow	>9.9	QM
048	B	Window	Ctr		I	Wood	Yellow	>9.9	QM
Exterior Room 023 B-5 Ext Wnd									
031	B	Door	Ctr	U Ctr	I	Wood	Yellow	>9.9	QM
Interior Room 002 B10-1 Stwy									
008	A	Window	Ctr		I	Wood	White	7.2	QM
Interior Room 004 B10-1 Grge									
010	B	Wall	Ctr		I	Brick	Gray	2.6	QM
011	B	Beam	Ctr		I	Concrete	White	6.6	QM
Interior Room 005 B10-2 Ofc									
012	B	Window	Ctr	Sash	I	Wood	White	8.9	QM
Interior Room 007 B10-2 Cord									
014	C	Door	Ctr	U Ctr	I	Metal	Gray	6.5	QM
Interior Room 008 B10-2 Strs									
015	C	Stairs	Ctr	Stringer	I	Metal	Black	6.6	QM
Interior Room 009 B10-3 Wall									
016	C	Window	Ctr		I	Wood	White	6.2	QM
Interior Room 010 B9-1 Strg									
017	C	Spt Post	Ctr		I	Wood	White	4.4	QM
019	D	Window	Ctr		I	Wood	Gray	4.5	QM
020	D	Ceiling	Ctr		I	Plaster	Blue	>9.9	QM
Interior Room 011 B9-1 Wall									
018	B	Wall	Ctr		I	Concrete	Blue	>9.9	QM
022	D	Door	Ctr	U Ctr	I	Wood	Blue	>9.9	QM
Interior Room 013 B5-1 Window									
024	B	Window	Ctr		I	Wood	White	1.3	QM
Interior Room 016 B5-2 Hlwy									
027	B	Window	Ctr		I	Wood	White	2.5	QM
Interior Room 018 B5-2 Strwy									
029	B	Stairs	Ctr	Stringer	I	Metal	Gray	3.8	QM
Interior Room 020 B5-3 Window									
030	A	Window	Ctr		I	Wood	White	2.6	QM

Interior Room 026 B2 Office										
043	C	Window	Lft		I	Wood	White	>9.9	QM	
044	C	Wall	Lft		I	Plaster	Gray	>9.9	QM	
Interior Room 027 B2 Grt Rm										
045	C	Door	Lft	Lft casing	I	Wood	White	>9.9	QM	
Interior Room 030 B4 Office										
051	A	Wall	Ctr		I	Plaster	Blue	4.3	QM	
050	B	Window	Ctr		I	Wood	White	>9.9	QM	
Interior Room 031 B4 Grt Rm										
052	A	Door	Ctr	Lft casing	I	Wood	Green	>9.9	QM	
Interior Room 032 B-5 Ext										
054	A	Door	Ctr	Lft casing	I	Wood	Yellow	>9.9	QM	
053	A	Ceiling	Ctr		I	Plaster	White	3.9	QM	
Interior Room 033 B8 Kitchen										
056	A	Window	Ctr		I	Wood	White	8.9	QM	
Interior Room 035 B8 Exit										
058	A	Window	Ctr	Lft casing	I	Wood	Yellow	>9.9	QM	
059	A	Door	Ctr	Lft casing	I	Wood	Yellow	>9.9	QM	
Interior Room 036 B7-1 Sun Rm										
061	B	Window	Ctr		I	Metal	White	3.7	QM	
Interior Room 037 B7-2 Sun Rm										
063	B	Window	Ctr		I	Metal	White	>9.9	QM	
Interior Room 038 B7-2 Hlwy										
066	A	Door	Ctr	Lft casing	I	Metal	Black	6.4	QM	
Interior Room 039 B7-2 Bath										
067	A	Tile	Ctr		I	Ceramic	Yellow	>9.9	QM	
Interior Room 040 B7-2 Stwl N										
068	A	Newel Post	Ctr		I	Metal	Brown	1.5	QM	
Interior Room 043 B-5 Bsemt										
036	B	Door	Lft	U Ctr	I	Metal	White	2.6	QM	

Calibration Readings

----- End of Readings -----