FINAL

Consolidated Community Development Plan

Strategic Plan 2005-06 thru 2009-10

Annual Action Plan 2005-06

City of Rochester

William A. Johnson, Jr., Mayor

Linda M. Stango, AIA,
Commissioner of Community Development

Restore the cuts, Protect the program



News Releases: Current Archived (past 2 years old) Search Releases:

back List all by: DAY MONTH CATEGORY

Topic: **COUNCILMEMBERS AND COMMUNITY AGENCY LEADERS ANNOUNCED "CALL TO ACTION" REGARDING FEDERAL FUNDING CUTS**

Category: City Council

Release Date: 03/10/05

At a news conference on Thursday, March 10 at 2:00 pm in City Council Chambers, City Council President Lois J. Giess, Housing and Economic Development Committee Chair Wade S. Norwood, AIDS Rochester Executive Director Paula Silvestrone, Group 14621 Executive Director Joan Roby-Davison, and Director of AIDS Services at Catholic Charities Community Services Jane Hallinen presented their concerns regarding major budget cuts announced by President George W. Bush.

President Bush has proposed that the 2006 federal budget combine the Community Development Block Grant program (CBDG) and seventeen other economic and community development efforts into one package to be administered by the Commerce Department. The combined program would have a budget of $3.7 billion, resulting in an $8 billion cut to these major programs and the total elimination of the CDBG. These significant cuts will have a serious impact on the work that thousands of municipalities and non-profit agencies across America do each day.

In Rochester, during just the past ten years, CBDG money has helped to make possible the construction of the new Anthony Square neighborhood on West Main Street, the retention of the High Falls Brewery and Hickey-Freeman; the funding of the City's lead abatement program, home purchase and foreclosure prevention efforts, home repair programs, business support programs, neighborhood commercial revitalization, and numerous other efforts. CBDG has also helped to rehabilitate or build more than 3000 affordable housing units in Rochester, and create or retain more than 4000 jobs.

The proposed federal cuts will also impact homeless assistance grants, Housing for Persons with AIDS, elderly services, historic preservation funding, and other significant programs.

Community residents are urged to make their voices heard in Washington to stop these major funding cuts. Citizens are encouraged to call, write, or e-mail their Representative in Congress, or Senators Chuck Schumer and Hillary Clinton, and urge them to oppose the loss of these significant programs. Residents with access to the Internet are encouraged to download a template letter from the City's webpage at this address: http://www.cityofrochester.gov/main/docs/council/calltoaction.pdf.

Several Councilmembers will be taking this "call to action" to Washington this weekend at the National League of Cities' Congressional City Conference in Washington beginning on March 11. NLC is helping to lead the fight in Congress against these cuts as thousands of elected officials converge on the nation's capital this weekend.

top

TABLE OF CONTENTS

1. **INTRODUCTION** 2

2. **COMMUNITY PROFILE** 5

3. **STRATEGIC PLAN** 21

Executive Summary 22
General Questions 24
Managing the Process 28
Citizen Participation 30
Institutional Structure 32
Monitoring 38
Priority Needs Analysis and Strategies 40
Lead Based Paint 41
Housing Market Analysis 44

Housing and Community Development Objectives 62
- Support Neighbors Building Neighborhoods 64
- Promote Economic Stability 64
- Improving the Housing Stock and General Property Conditions 68
- Housing Needs Assessment 72
- Respond to General Community Needs 98
- Public Facilities / Infrastructure Improvements 99
- Public Safety 100
- Needs of Public Housing 101
- Public Housing Strategy 105
- Barriers to Affordable Housing 108

Homeless 109
- Priority Homeless Needs 111
- Homeless Inventory 112
- Homeless Strategic Plan 112

Community Development Anti-Poverty Strategy 126

Non-Homeless Special Needs Housing 127

Housing Opportunities for People w/AIDS 133

4. **ANNUAL ACTION PLAN** 136

Standard Form 424 137

Executive Summary 139
General Questions 143
Community Development Block Grant 147
Home Program 147
Emergency Shelter Grant 148

Housing Opportunities for Persons w/AIDS 148
City Development Fund 148

Managing the Process 149
Citizen Participation 150
Institutional Structure 151
Monitoring 151
Lead Based Paint 155
Housing / Community Development Objectives 156
Barriers to Affordable Housing 165
HOME / American Dream Down Payment Initiative (ADDI) 165

Homeless 167
Community Development Anti-Poverty Strategy 170
Non-Homeless Special Needs Housing 170
Specific HOPWA Objectives 172

APPENDICES

A. Citizen Participation Plan 292
B. Priority Needs Tables 298
C. Section 3 Implementation Plan 309
D. Minority and Women Business Enterprise 314
E. HOME Program 317
F. Rochester Housing Authority - Capital Fund Program 324
G. Notice of Public Hearing 326
H. Local Legislation 330
I. Certifications 335
J. Citizen Comments 347

ATTACHMENTS

I. Continuum of Care Housing Activity Chart 113
II. Continuum of Care Service Activity Chart 116
III. Estimated Revenue Summary 140
IV. Community Development Program Income 141
V. Logic Model 154
VI. Project Workbooks 174
VII. Proposed Activity Summary 282

TABLES

2.1 Employment - Industry (Manufacturing) 7
2.2 Employment - Industry (Construction) 8
2.3 Employment - Industry (Wholesale Trade) 8
2.4 Employment - Industry (Retail Trade) 8
2.5 Employment - Industry (Transportation / Warehousing / Utilities) 9
2.6 Employment - Industry (Information) 9
2.7 Employment - Industry (Finance / Insurance / Real Estate) 9
2.8 Employment - Industry (Professional / Management / Scientific) 9
2.9 Employment - Industry (Education / Health / Social Services) 9
2.10 Employment - Industry (Arts / Entertainment / Accommodation / Food) 10
2.11 Employment - Industry (Public Administration [Government]) 10
2.12 Employment - Industry (Annual Average Rate of Employment) 10
2.13 Employment - Industry (Population) 13
2.14 Employment - Industry (Total Households) 13
2.15 Employment - Industry (Family Households) 13
2.16 Employment - Industry (Non-family Households) 14
2.17 Employment - Industry (Households 65 years and over) 14
2.18 Employment - Industry Race (White) 14
2.19 Employment - Industry Race (Black) 15
2.20 Employment - Industry Race (American Indian and Alaska Native) 15
2.21 Employment - Industry Race (Asian) 15
2.22 Employment - Industry Race (Hispanic or Latino of Any Race) 15
2.23 Population 65 Years and Over 16
2.24 Households Living in Poverty, Families 16
2.25 Households Living in Poverty, Single Family Householder 16
2.26 Households Living in Poverty, Individuals 17
2.27 Households Living in Poverty, 65 years and over 17
2.28 Individuals Living in Poverty 2000 (White) 17
2.29 Individuals Living in Poverty, 2000 (Black or African-American) 18
2.30 Individuals Living in Poverty 2000 (American Indian and Alaska Native) 18
2.31 Individuals Living in Poverty, 2000 (Asian) 18
2.32 Individuals Living in Poverty, 2000 (Native Hawaiian and Other Pacific Islander) 18
2.33 Per Capita Income 19
2.34 Median Household Income 19
2.35 Median Family Income 19
2.36 Total Housing Units 19
2.37 Occupied Housing Units 20
2.38 Specific Owner-Occupied Units 20
2.39 Specific Renter-Occupied Units 20
2.40 Median Housing Value 20
3.1 Plan Goals and Renaissance Plan Campaigns 23
3.2 Community Meeting Schedule 31
3.3 Occupied and Vacant Units 46

3.4 Units in Structure, All Housing Units 47
3.5 Tenure by Units in Structure 48
3.6 Comparison of Tenure by Race to Overall Percentage of Population 49
3.7 Bedroom Size Versus Household Size 51
3.8 Summary of Rental Affordability by MFI 52
3.9 Summary of Owner Affordability by MFI 57

3.10 Planning Strategic Plan 64
3.11 Unemployment Rates 65
3.12 Industrial Park Occupancy 66
3.13 Economic Development Strategic Plan 68
3.14 Housing Initiative Results 69
3.15 Tenure by Household Type, Including Living Alone 77
3.16 Tenure by Income Level 79
3.17 Elderly Need by Tenure and Income Level 82
3.18 Disability Need by Tenure and Income Level 82
3.19 Householders Living Alone 84
3.20 Large Family Need by Tenure and Income Level 86
3.21 Cost Burden and Severe Cost Burden by Tenure and Income Level 88
3.22 Status of Kitchen and Plumbing Facilities 89
3.23 Household Size by Tenure 91
3.24 Housing Strategic Plan 97
3.25 Community Needs Strategic Plan 99
3.26 Infrastructure Conditions 100
3.27 Public Housing Inventory - Designated Elderly and Non-Designated Elderly Housing 102
3.28 Public Housing Waiting List 103
3.29 Section 8 Waiting List 104
3.30 Public Housing Inventory - Family Projects 105
3.31 Homeless Strategic Plan 124
3.32 Elderly Need by Tenure and Income Level 128
3.33 Disability Need by Tenure and Income Level 130
3.34 Persons Living with HIV/AIDS 134
4.1 Funding by Program Goal 139
4.2 Community Meeting Schedule 150
4.3 Performance Management System 152
4.4 Summary of Housing and Community Development Objectives 157
4.5 Other Resources 158
4.6 HOPWA Service Providers 172

FIGURES

3.1 Rental Units Affordable at 30% MFI 54
3.2 Rental Units Affordable at 50% MFI 55
3.3 Rental Units Affordable at 80% MFI 56
3.4 Owner Units Affordable at 50% MFI 58
3.5 Owner Units Affordable at 80% MFI 59
3.6 Owner Units Affordable over 80% MFI 60
3.7 Percentages of Household Type by Tenure 78
3.8 Tenure by Income Level 79
3.9 Tenure by Income Level, Elderly Households 81
3.10 Disability Need by Tenure and Income Level 83
3.11 Rochester Households 85
3.12 Tenure by Income Level, Large Related Households 86
3.13 Household Size by Tenure 92
3.14 Tenure by Income Level, Elderly Households 129
3.15 Disability Need by Tenure and Income Level 131

MAPS

1. Low and Moderate Income Areas 26
2. State and Federal Zones 27
3. Lead Hazard Reduction Program 43
4. Renter Occupied Housing Concentrations in Rochester, NY 75
5. Owner Occupied Housing Concentrations in Rochester, NY 76
6. Low Income Concentrations in Rochester, NY 94
7. Minority Concentrations in Rochester, NY 95
8. Hispanic Latino Concentrations in Rochester, NY 96
9. Low and Moderate Income Areas 144
10. State and Federal Zones 145

CITY OF ROCHESTER
DRAFT CONSOLIDATED COMMUNITY DEVELOPMENT PLAN
STRATEGIC PLAN (2005-06 / 2009-10)
ANNUAL ACTION PLAN (2005-06)

INTRODUCTION

CONSOLIDATED COMMUNITY DEVELOPMENT PLAN INTRODUCTION

The Consolidated Community Development Plan is the **principal planning and application document** for the Community Development Block Grant Program and for other federal formula grant programs, including HOME Investment Partnerships, Emergency Shelter Grant Program and Housing Opportunities for Persons with AIDS.

The City of Rochester's Consolidated Community Development Plan consists of a strategic plan and an annual action plan. The strategic plan contains a community development needs assessment, a housing market analysis, and long term strategies to meet priority needs. The annual action plan describes specific projects and activities that will be undertaken in the coming year with federal funds to address priority needs.

We used the **Consolidated Plan Management Process (CPMP)** tool that was created by the United States Department of Housing and Urban Development (HUD) to prepare the plan. This optional tool assists grantees in meeting the requirements of a Consolidated Plan -- a Strategic Plan, up to five Annual Action Plans and up to five Consolidated Annual Performance and Evaluation Reports (CAPER).

The CPMP facilitates compliance by presenting questions for a detailed response. A complete and accurate response assures compliance with applicable federal statutes and regulations. When approved, we will submit Consolidated Planning materials to HUD almost entirely in an electronic format.

The plan is designed to build upon the progress made in prior years. In 1994, the City, in partnership with a variety of neighborhood associations, began a neighborhood planning effort known as **"Neighbors Building Neighborhoods" (N.B.N.)**. This process involved the preparation of strategic plans and action steps for 10 planning sectors. A rigorous evaluation of the planning process is currently underway. Further, the City adopted in April 1999 a comprehensive plan, **Rochester 2010: The Renaissance Plan.** This plan drives and informs all decisions regarding City priorities and funding.

The process for the development of the Consolidated Community Development Plan provided many opportunities for citizen participation. The cornerstone of the plan, however, was the "Neighbors Building Neighborhoods" process. Thus, citizen participation in the plan was conducted primarily through that process. The sector committees were instrumental in setting priorities and objectives that led to the development of strategies and the action plan.

The City of Rochester prepared Rochester 2010: The Renaissance Plan which is the new Comprehensive Plan for the city. The Renaissance Plan represents the culmination of a five-year process of engaging the citizens of our community in a discussion around the long range future of the city. The plan is organized around three basic themes of Responsibility, Opportunity and Community, and presents eleven campaigns with accompanying policies and goals intended to focus and guide future public and private decisions about the development of the City of Rochester.

In September 2003, HUD issued Notice 03-09, **"Development of State and Local Performance Measurement Systems for Community Planning and Development Formula Grant Programs"** to strongly encourage grantees to develop such a system. We developed a performance measurement system which includes objectives, outcome measures, and indicators. The system is designed to tell the public about the many benefits provided by assisted projects.

COMMUNITY PROFILE

CONSOLIDATED COMMUNITY DEVELOPMENT PLAN
COMMUNITY PROFILE

Introduction[1]

The City of Rochester began as the nineteenth century settlement of Colonel Nathaniel Rochester, who, after hearing of available land in New York's Genesee Valley, traveled there in 1800. Rochester eventually ended up buying 200 acres at Dansville at $2.00 per acre. Colonel Rochester and his family made their final, permanent move to Rochesterville in 1818. Building upon an already established record of public service, Rochester took a position as director of the Utica Branch Bank of Canandaigua. He served as a Presidential Elector after both the 1808 and 1816 elections. He was instrumental in the creation of Monroe County, and in 1824 he organized and was the first President of the Bank of Rochester.

By the 1830s, Rochesterville had grown substantially. The opening of the eastern Erie Canal connection to the Hudson River in 1823 had resulted in rapid population and economic growth in Rochesterville. By 1830, the population reached 9,200, and the town became known as "The Young Lion of the West." It quickly, however, became known as the Flour City, based on the 10 separate flour mills which were located along waterfalls on the Genesee River. By 1834, some 20 flour mills were producing 500,000 barrels annually, and the population had reached 13,500. Rochester was then re-chartered as a city.

By 1850, the population reached 36,003, making Rochester the 21st largest city in the United States. Westward expansion had moved the focus of farming to the Great Plains and Rochester's importance as the center for flour milling declined as a result. Several seed companies in Rochester had grown to become the largest in the world, including the Ellwanger & Barry Nursery Co. the largest. Rochester's nickname was changed from the Flour City to the Flower City.

During this period Rochester was also a national center of abolitionist activity. Some of the country's greatest abolitionist figures made their respective homes in Rochester, including former slave Frederick Douglas and Susan B. Anthony. Douglas published his anti-slavery newspaper, *The North Star*, in Rochester, while Anthony was an activist on behalf of the rights of both African Americans and women.

Rochester's position as a national center for commerce and innovation took a bold step forward, when, in 1880, German-born optician John Jacob Bausch founded a photographic lens firm that became Bausch and Lomb, the world-renowned lens manufacturer. Around this same time, George Eastman began experimenting with the manufacture of gelatin dry plates used for developing photographs. His tinkering led to several patented photographic inventions, and his venture would evolve into the creation of the Eastman Kodak Company, which today is still the largest employer in the City of Rochester.

[1] Early Rochester historical information available online: http://www.vintageviews.org.

The Xerox Corporation also made its home in Rochester. The company started out as a firm that manufactured and sold photographic paper, the Haloid Company, which was established in 1906. In 1947, Haloid purchased a license to xerographic patents, and in 1948 patented the word "Xerox." In 1949, Haloid manufactured the first xerographic copier, the Model A, and in 1958 the company officially changed its name to Haloid Xerox, Inc. These industries laid the foundation for Rochester's continued growth and prosperity, which lasted for the better part of the twentieth century.

Today, Rochester serves as a regional hub for culture, education and healthcare. Rochester is the home of the 2,375 foot-long interactive urban art trail, ARTWalk, the George Eastman House International Museum of Photography, the University of Rochester, the Memorial Art Gallery, and the Seneca Park Zoo. In all, Rochester is home to nineteen public libraries, 5 colleges and universities (including the University of Rochester, founded in 1850), 11 historic districts, 11 museums, and 15 parks. Rochester was one of 3 cities to receive Top Honors/First Place for the U.S. Conference of Mayors 2003 City Livability Award.[2]

Economic Overview

Rochester's economy has been manufacturing-based since the early twentieth century. This foundation of this manufacturing economy included the manufacture and distribution of photographic, optical, and precision equipment by the Eastman Kodak Company, Xerox Corporation, and Bausch and Lomb. The presence of these and other firms have earned Rochester the title of "The World's Image Center."

Shifting economic trends resulting from the globalized marketplace and access to inexpensive foreign labor have directly impacted the manufacturing sector. Until the mid-1980s, Kodak employed between 65,000-70,000 Rochester-area workers, approximately 13 percent of the area's overall labor force. In the two decades since, these figures have been reduced by two-thirds: Kodak employed approximately 23,000 workers in 2003. Between 1996 and 1997, Bausch and Lomb laid off 2,850 employees. The Xerox workforce in Rochester has been downsized a number of times since the early 1990s, with the elimination of 3,000 positions since 2000 alone. Employment throughout the manufacturing sector is declining in Rochester and throughout the Rochester Metropolitan Statistical Area (MSA).[3]

Table 2.1
Employment - Industry (Manufacturing)

	2000	2003
Rochester MSA	110,128	96,972
City of Rochester	16,751	

[2] U.S. Conference of Mayors: http://www.usmayors.org/71stAnnualMeeting/citylivability03.pdf.

[3] Note: 2000 U.S. Census Bureau American Community Survey (ACS) data are available for the Rochester MSA and the City of Rochester. 2003 ACS data are available for the Rochester MSA, but not for the City of Rochester. Where 2003 data are available for the City of Rochester, the source will be referenced. Unless otherwise indicated, all data are from the ACS (http://www.census.gov/acs/www/).

Other leading employment sectors in Rochester and throughout the MSA include:

- Construction;
- Wholesale Trade;
- Retail Trade;
- Transportation/Warehousing/Utilities;
- Information;
- Finance/Insurance/Real Estate;
- Professional/Management/Scientific;
- Education/Health/Social Services;
- Arts/Entertainment/Accommodation/Food Services; and
- Public Administration.

Employment figures from between 2000-2003 for these sectors of the Rochester economy are provided in the tables below. These tables compare figures from throughout the Rochester MSA and the city itself:

Table 2.2
Employment - Industry (Construction)

	2000	2003
Rochester MSA	22,834	26,827
City of Rochester	5,830	

Table 2.3
Employment - Industry (Wholesale Trade)

	2000	2003
Rochester MSA	15,824	12,157
City of Rochester	2,495	

Table 2.4
Employment - Industry (Retail Trade)

	2000	2003
Rochester MSA	65,665	56,872
City of Rochester	9,719	

Table 2.5
Employment - Industry (Transportation / Warehousing / Utilities)

	2000	2003
Rochester MSA	21,275	14,207
City of Rochester	3,411	

Table 2.6
Employment - Industry (Information)

	2000	2003
Rochester MSA	11,394	14,606
City of Rochester	3,265	

Table 2.7
Employment - Industry (Finance / Insurance / Real Estate)

	2000	2003
Rochester MSA	27,151	29,046
City of Rochester	3,743	

Table 2.8
Employment Industry (Professional / Management / Scientific)

	2000	2003
Rochester MSA	40,649	49,616
City of Rochester	8,505	

Table 2.9
Employment Industry (Education / Health / Social Services)

	2000	2003
Rochester MSA	124,364	125,856
City of Rochester	25,618	

Table 2.10
Employment - Industry (Arts / Entertainment / Accommodation / Food)

	2000	2003
Rochester MSA	35,217	35,769
City of Rochester	7,866	

Table 2.11
Employment - Industry (Public Administration (Government))

	2000	2003
Rochester MSA	**17,734**	**20,028**
City of Rochester	**2,547**	

Table 2.12
Employment - Annual Average Rate of Unemployment

	2000	2003
Rochester MSA	**3.9 percent**	**5.9 percent**
City of Rochester	**6.4 percent**	**9.8 percent**

The economic growth picture for Rochester and the greater MSA is currently mixed. In addition to declining employment in the manufacturing sector, between 2000-2003 job growth declined in the transportation/warehousing/utilities (-33 percent), wholesale trade (-23 percent), and retail trade (-13 percent) sectors. However; the following employment sectors experienced job growth during this same period:

- Construction (+17 percent);
- Information (+28 percent);
- Finance/Insurance/Real Estate (+7 percent);
- Professional/Management/Scientific (+22 percent);
- Education/Health/Social Services (+1 percent);
- Arts/Entertainment/Accommodation/Food Services (2 percent); and
- Public Administration (+13 percent).

Job growth in these sectors will have a positive but limited impact on the city's economy, as a limited number of these new positions were created in the City of Rochester itself.

The city has received national attention as being representative of the overall transition impacting America's industrial economy. On the one hand, Rochester has been identified as an innovative and productive location for new businesses to locate and thrive.[4] Conversely, the loss of jobs in established Rochester industries has also led to a lower ranking for the city in the Miliken Institute's annual report, "Where America's Jobs are Created and Sustained" (November 2004).[5] The institute ranked Rochester 182 out of the top 200 largest cities surveyed in 2004, whereas the city was ranked 173rd in 2003. National Public Radio has selected Rochester as the site from which it will broadcast a live two-hour forum focused on the new American economy and labor issues.[6]

The transition in the city's and the region's economy is marked by the fact that the dominance of a few large regional employers has been replaced by a service sector economy, the hallmarks of which include a larger number of small firms offering less generous pay and benefit packages. According to the 2004 Monroe/Rochester State of the Workforce Report[7], of 24,442 business establishments in greater Rochester in 2001:

- 23,733, or 97 percent, employed between 1 and 99 workers;
- 481 employed between 100 and 249 workers;
- 153 employed between 250 and 499 workers;
- 54 employed between 500-999 workers; and
- 21 employed more than 1,000 workers.

This report identifies a number of important factors that contribute to Rochester's potential for a successful transition into the new economy. These include the existence of a highly skilled labor supply resulting from layoffs at Rochester's primary manufacturing firms, and equipped with skill sets ranging from clerical and computer technology to engineering and management. Rochester is also home to five institutions of higher learning which produce several thousand graduates per year, many of them equipped with degrees in business, engineering and science.

In recognition of both the region's existing labor force assets and of the trend toward a marketplace populated by a diversity of small businesses, both the City of Rochester and Monroe County are participants in the state's Empire Zone program (EZ). The EZ program offers a variety of financial incentives and benefits to eligible businesses that are located within the EZ. Benefits include[8]:

- **Wage Tax Credit (WTC)** - This NYS Income Tax Credit is available for up to five consecutive years for qualified EZ certified companies hiring full-time employees in newly created jobs within the zone. For employees in special targeted groups, this credit equals $3,000 per year per new job and $1500 for all other new hires. Businesses new to NY are eligible to receive a 50% cash refund of any unused WTC amounts. Other businesses may carry forward any unused credits indefinitely.

---

[4] Expansion Management Magazine, "America's 50 Hottest Cities" survey, December 2004 (**http://www.expansionmanagement.com/smo/articleviewer/default.asp?cmd=articledetail&articleid=16323&st=2**).

[5] Online: **http://www.milkeninstitute.org/pdf/best_performing_cities_2004.pdf**.

[6] National Public Radio, *Talk of the Nation*, **http://www.npr.org/about/press/010516.rochester.html**.

[7] Rochester Works!: 2004 Monroe/Rochester State of the Workforce Report (**http://www.rochesterworks.org/docs/2004WorkforceReport6-24-04.pdf**).

[8] City of Rochester: **http://www.ci.rochester.ny.us/index.cfm?id=64**.

§ **Investment Tax Credit (ITC) and Employment Incentive Credit (EIC)** - This NYS Income Tax Credit is available for qualified EZ certified manufacturing, R&D, and investment firms who make qualified investments in the zone. The percentage is 10% for business corporations (C-Corps) and 8% for individuals, sole proprietors, partnerships or S-Corps. An additional 3% credit (EIC) is allowed for each of the three taxable years immediately following the taxable year that the ITC was allowed provided certain employment requirements are met. Businesses new to NY are eligible to receive a 50% cash refund of any unused ITC amounts. Other businesses may carry forward any unused credits indefinitely.

§ **485-e Property Tax Abatement** - This abatement provides a reduction in the taxable assessment based upon physical renovation or new construction within the Empire Zone. The abatement is spread over a ten-year schedule with 100% exempt for the first seven years and decreasing 25% per year thereafter.

§ **Sales Tax Exemption** - 4.25% NYS sales and uses tax exemption for tangible personal property and services sold to qualified EZ businesses that is used predominantly in an EZ. Please note: on an annual basis, an employment test must be met both in the zone and out of the zone within NYS in order to qualify for this benefit.

§ **The Real Property Tax Credit** - This refundable NYS Income Tax Credit is found by computing a formula based upon the number of new jobs created in the zone and the real property taxes paid on property within the zone. This credit is available for a 14-year period. After ten years, the credit decreases by 20% each year thereafter. Certain credit limitations may apply. (Effective taxable years beginning on or after January 1, 2001)

§ **Tax Reduction Credit** - This NYS Income Tax Credit is found by computing a formula based on the number of new jobs created in the zone, the company's assets in the zone and in the state, and the income taxes owed by the company. (Effective taxable years beginning on or after January 1, 2001)

§ **Sales Tax Refund** - An 8.25% refund of the NYS and local sales tax paid on purchases of building materials used in qualified commercial and industrial improvement projects within the Empire Zone.

§ **Zone Capital Credit** - This NYS Income Tax credit is available for qualified investments in a Zone Capital Corporation, a direct equity investment in a certified EZ business or a contribution in an approved community development project located within the zone. The amount of the credit is equal to 25% of the eligible investment or contribution.

Capital grants and loan programs are also available through the city and other regional governments to encourage investments that drive business growth and job creation, and that are aimed at helping companies retain jobs by enhancing their operating effectiveness, or to create new jobs through business growth and expansion.

Demographic Overview

According to the 2000 Census, the Rochester MSA is ranked 47th out of the nation's 280 MSAs. However, while the MSA experienced overall population growth between 1990 and 2000, the City of Rochester's population decreased during this same time period from 231,636 to 219,773 (-5.1 percent).

Table 2.13
Population

	2000	2003
Rochester MSA	1,055,198	1,058,381
City of Rochester	219,733	

At the peak of its population growth in 1950, 322,488 people resided in Rochester, while approximately 87,000 people resided in Rochester's suburbs. Today, Rochester's suburban population has more than quadrupled since 1950, with approximately 475,000 residents in 2000. Conversely, the city's population has decreased by 30 percent over the same time period.[9]

The city was home to a total of 93,607 households in 1990, with approximately 52,400 of these classified as family households. As of the 2000 Census, these figures had declined to a total of 88,999 households in the City of Rochester, with 47,165 of these classified as family households. This reflects a 4 percent decline in the total number of households, and a 10 percent decline in the number of family households.

Tables 2.14 – 2.17 describe the disparity in population growth patterns between the city and the overall MSA in the period between 2000 and 2003. The MSA experienced population growth in all categories represented, with the exception of nonfamily households which declined by 1 percent during this time period.

Table 2.14
Total Households

	2000	2003
Rochester MSA	419,715	425,761
City of Rochester	88,999	

Table 2.15
Family Households

	2000	2003
Rochester MSA	275,839	283,540
City of Rochester	47,165	

[9] Demographia: http://www.demographia.com/db-stable2000.htm

Table 2.16
Nonfamily Households

	2000	2003
Rochester MSA	143,876	142,221
City of Rochester	41,834	

Table 2.17
Households 65 years and over

	2000	2003
Rochester MSA	43,640	41,809
City of Rochester	8,159	

Race and Ethnicity

The City of Rochester represents 21 percent of the population of the entire MSA. However, it accounts for 71 percent of the total minority population residing in the Rochester MSA, and 63 percent of its Hispanic population. Conversely, the population of whites residing in the city comprise 12 percent of the entire white population residing in the MSA.

The Hispanic/Latino population experienced a greater rate of growth of any demographic in the city between 1990 and 2000. During this period, this population increased by 48 percent, from 18,936 in 1990 to 28,032 in 2000.[10] The Hispanic/Latino population experienced continued growth in the Rochester MSA between 2000 and 2003, increasing by 17 percent during this period.

Tables 2.18 – 2.22 below demonstrate the rates of growth and decline by race and ethnicity throughout the Rochester MSA between 2000 and 2003. Besides whites, the only group to experience any decline in numbers is Native American/Alaska Native, which lost 114 persons, or 4 percent. The white population declined by 4,683 persons, or 0.5 percent.

Table 2.18
Race (White)

	2000	2003
Rochester MSA	896,680	891,997
City of Rochester	106,161	

[10] Profile of the Hispanic/Latino Population in Monroe County, 1970-2000. Center for Government Research , August 2001 (www.uwrochester.org/Web_Community/documents/hispanic_assess_report_appendix_d.pdf).

Table 2:19
Race (Black)

	2000	2003
Rochester MSA	106,244	108,202
City of Rochester	84,717	

Table 2.20
Race (American Indian and Alaska Native)

	2000	2003
Rochester MSA	2,862	2,748
City of Rochester	1,033	

Table 2.21
Race (Asian)

	2000	2003
Rochester MSA	19,488	22,455
City of Rochester	4,943	

Among all Rochester MSA residents of Asian descent, the following populations were represented in 2003:

- Indian, 4,913
- Chinese (except Taiwanese), 5,732
- Filipino, 1,039
- Japanese, 429
- Korean, 2,493
- Vietnamese, 2,660
- Other Asian, 5,189

Table 2.22
Hispanic or Latino of any race

	2000	2003
Rochester MSA	44,592	51,952
City of Rochester	28,302	

The number of Rochester MSA residents classified under "Some other race" by the Census Bureau decreased between 2000 and 2003 from 16,878 to 16,013, or 5 percent. No data were available for Native Hawaiian or Other Pacific Islander.

As a percentage of total population, the elderly population of the Rochester MSA declined between 2000 and 2003 by 1 percent.

Table 2.23
Population 65 Years and Over

	2000	2003
Rochester MSA	136,220	134,845
City of Rochester	21,977	

Income and Poverty Indicators

The rate of poverty throughout the Rochester MSA increased by 31 percent between 2000 and 2003. Of all households living beneath the poverty level, 13,964 of these, or 56 percent of all households living in poverty throughout the Rochester MSA in 2003 were single female households. Furthermore, of all single female households living in poverty in 2000, 75 percent of these were in the City of Rochester alone.

Table 2.24
Households Living in Poverty, Families

	2000	2003
Rochester MSA	19,131	25,058
City of Rochester	11,148	

Table 2.25
Households Living in Poverty, Single Female Householder

	2000	2003
Rochester MSA	10,954	13,964
City of Rochester	8,191	

Table 2.26
Households Living in Poverty, Individuals

	2000	2003
Rochester MSA	100,516	120,468
City of Rochester	54,713	

Despite the fact that this group is shrinking as a share of the overall population in the Rochester MSA, residents aged 65 and over experienced an 8 percent increase in the rate of poverty between 2000 and 2003. In 2000, 25 percent of all elderly residents living in poverty in the Rochester MSA resided in the City of Rochester.

Table 2:27
Households Living in Poverty, 65 years and over

	2000	2003
Rochester MSA	11,887	12,812
City of Rochester	2,983	

Disparities exist between the rate of poverty experienced by different racial groups throughout the state of New York, and within Monroe County and the City of Rochester as well. In 2000, Blacks and African Americans comprised 40 percent of the city's entire population, while the rate of poverty for individuals within this group was 25 percent. In 2000, white residents comprised 50 percent of the city's overall population, yet only 8 percent of all white individuals lived below the poverty level at that time.

Tables 2.28 – 2.32 compare the number of individuals living in poverty in 2000 in the state of New York as a whole, in Monroe County, and in the City of Rochester. Within Monroe County, nearly one-half of all white individuals living in poverty resided in the City of Rochester. The City of Rochester was home to the following percentage of individuals from other racial groups living beneath the poverty level in Monroe County as of 2000:

§ Black and African American, 96 percent;
§ Native Hawaiian and Other Pacific Islander, 78 percent;
§ American Indian and Alaska Native, 73 percent; and
§ Asian, 41 percent.

Table 2.28
Individuals Living in Poverty, 2000 (White)

	Total Population	In Poverty
State pf New York	18,449,899	1,230,589
Monroe County	711,296	36,537
City of Rochester	211,273	16,398

Table 2.29
Individuals Living in Poverty, 2000 (Black or African American)

	Total Population	In Poverty
State of New York	18,449,899	712,590
Monroe County	711,296	28,958
City of Rochester	211,273	27,923

Table 2.30
Individuals Living in Poverty, 2000 (American Indian and Alaska Native)

	Total Population	In Poverty
State of New York	18,449,899	21,050
Monroe County	711,296	534
City of Rochester	211,273	391

Table 2.31
Individuals Living in Poverty, 2000 (Asian)

	Total Population	In Poverty
State of New York	18,449,899	178,217
Monroe County	711,296	2.037
City of Rochester	211,273	849

Table 2.32
Individuals Living in Poverty, 2000 (Native Hawaiian and Other Pacific Islander)

	Total Population	In Poverty
State of New York	18,449,899	1,951
Monroe County	711,296	65
City of Rochester	211,273	51

Per capita income increased across the Rochester MSA as a whole by 43 percent between 1990 and 2000 ($15,570 to $22,269). While per capita income for the City of Rochester increased by a similar rate (33 percent) during the same time period, overall per capita income figures for the city lagged behind those of the overall MSA ($11,704 in 1990 to $15,588 in 2000). Rochester MSA per capita income increased by a rate of 10 percent between 2000 and 2003.

Both median household income and family median income figures for the Rochester MSA were greater than those for the City of Rochester in 2000. Both median household income and median family income figures increased in the Rochester MSA between 2000 and 2003 at rates of 8 percent and 6 percent, respectively.

Table 2.33
Per Capita Income

	2000	2003
Rochester MSA	$22,269	$24,423
City of Rochester	$15,588	

Table 2.34
Median Household Income

	2000	2003
Rochester MSA	$44,695	$48,066
City of Rochester	$27,123	

Table 2.35
Median Family Income

	2000	2003
Rochester MSA	$53,220	$56,553
City of Rochester	$31,257	

Housing Overview

The City of Rochester's population has been in a state of decline since 1950. The available number of housing units has also declined since that time, from 101,231 in 1950 to 99,820 in 2000. While the total number of units has declined, the rate of unit vacancy has increased between 1990 and 2000, from 7 percent to 9 percent. Meanwhile, the overall number of housing units throughout the Rochester MSA has increased, with 8,404 (+2 percent) coming online between 2000 and 2003.

Table 2.36
Total Housing Units

	2000	2003
Rochester MSA	451,362	459,766
City of Rochester	99,820	

Table 2.37
Occupied Housing Units

	2000	2003
Rochester MSA	**419,715**	**425,761**
City of Rochester	**89,003**	

In 2000, owner-occupied units comprised 40 percent of all housing units in the City of Rochester, whereas homeowner housing comprises 54 percent of all housing throughout the Rochester MSA. In 2003, homeowner units increased as a percentage of all units throughout the MSA, accounting for 55 percent of all housing units.

Table 2.38
Specified Owner-Occupied Units

	2000	2003
Rochester MSA	**243,195**	**252,039**
City of Rochester	**30,910**	

In 2000, rental units comprised 60 percent of all housing units in the City of Rochester, and 29 percent of all housing throughout the Rochester MSA. In 2003, rental housing units again accounted for 29 percent of all units throughout the MSA.

Table 2.39
Specified Renter-Occupied Units

	2000	2003
Rochester MSA	**132,957**	132,927
City of Rochester	53,026	

The median housing value for units in the City of Rochester is substantially lower than that of the greater Rochester MSA, which is 53 percent higher than the median value of units in the city.

Table 2.40
Median Housing Value

	2000	2003
Rochester MSA	**93,498**	109,035
City of Rochester	53,026	

STRATEGIC PLAN

3-5 Year Strategic Plan

This document includes Narrative Responses to specific questions that grantees of the Community Development Block Grant, HOME Investment Partnership, Housing Opportunities for People with AIDS and Emergency Shelter Grants Programs must respond to in order to be compliant with the Consolidated Planning Regulations.

GENERAL

Executive Summary

The Executive Summary is optional, but encouraged. If you choose to complete it, please provide a brief overview that includes major initiatives and highlights that are proposed throughout the 3-5 year strategic planning period.

3-5 Year Strategic Plan Executive Summary:

In April 1999, the City Council adopted the **Rochester 2010: The Renaissance Plan** which is the Comprehensive Plan for the City of Rochester. The Renaissance Plan represented the culmination of a five-year process of engaging the citizens of our community in a discussion around the future of the City. The Plan is organized around three basic themes of Responsiblity, Opportunity, and Community and presents eleven campaigns with accompanying policies and goals intended to focus and guide public and private decisions about the development of the City of Rochester as our region's center city.

VISION

The Renaissance Plan contains the following vision:

Rochester will experience a "Renaissance of Responsibility"
Rochester will be a community of strong families and involved citizens. Our families and citizens will be active participants in our community who are dedicated to the common good, who work with each other to find solutions to our problems and who live and work together as true neighbors. We will embrace and celebrate our many similarities as well as diversities. Our citizens, our children, our families, and the future they all represent will be the strengths of our community. We will have a sense of pride, confidence, and optimism that demonstrates our respect for each other's well-being and our commitment to our collective future.

Rochester will experience a "Renaissance of Opportunity"
Rochester will be a world-class city of opportunity. Our city will provide stable, good-paying jobs, and broad economic opportunities that encourage sound economic growth. Our city will embrace creativity, inventiveness, and vision. Our city will have a vibrant Downtown or "Center City" that people see and experience as the economic, social and cultural heart of our community. Our city will be world-renowned cultural, historic, and recreational resources that are enjoyed by all its citizens and visitors. Our city will be the center of the larger metropolitan community of Monroe County and will be linked to those communities through a modern, efficient transportation system.

Rochester will experience a "Renaissance of Community"
Rochester will be a community of clean, safe, and vibrant neighborhoods. Our neighborhoods will provide affordable, attractive housing with a full range of nearby goods and services. Our neighborhoods will provide quality educational opportunities in schools that are safe, strong, and community-based. Our neighborhoods will be diverse, cooperative, inter-dependent and future-oriented, and will help to foster our sense of community and improve our quality of life.

The following table identifies the Consolidated Plan goals and the respective Renaissance Plan campaigns that will be supported by strategies and activities proposed to be funded.

Table 3.1
Plan Goals and Renaissance Plan Campaigns

GOAL	CAMPAIGNS
Support Neighbors Building Neighborhoods	Involved Citizens
Promote Economic Stability	Health, Safety and Responsibility Regional Partnerships Healthy Urban Neighborhood Economic Vitality Center City Arts and Cultural
Improve the Housing Stock and General Property Conditions	Health, Safety and Responsibility Regional Partnerships Environmental Stewardship Healthy Urban Neighborhoods Arts and Cultural
Respond to General Community Needs	Educational Excellence Health, Safety and Responsibility Regional Partnerships Economic Vitality Quality Service

Strategic Plan

Due every three, four, or five years (length of period is at the grantee's discretion) no less than 45 days prior to the start of the grantee's program year start date. HUD does not accept plans between August 15 and November 15.

This document contains a **five-year strategic plan** for housing and community development activities. The strategic plan contains a housing and community development needs assessment, a housing market analysis, and long term strategies to meet priority needs.

The plan contains an analysis of housing assistance needs using specially tabulated 2000 census data provided by the U.S. Department of Housing and Urban Development. This analysis, which is presented later in the document, is structured by income categories, tenure, and household type. Housing problems (affordability, substandard housing, and overcrowding) are prevalent among extremely low income households and the incidence of problems declines as income rises.

The City also identified priority needs in accordance with several priority needs tables prescribed by the U.S. Department of Housing and Urban Development which are presented in other sections of this document.

In April 1999, the City Council adopted the Rochester 2010: The Renaissance Plan which is the Comprehensive Plan for the City of Rochester. The Renaissance Plan represented the culmination of a five-year process of engaging the citizens of our community in a discussion around the future of the City. The Plan is organized around three basic themes of Responsibility, Opportunity, and Community and presents eleven campaigns with accompanying policies and goals intended to focus and guide public and private decisions about the development of the City of Rochester as our region's "center city."

The Strategic Plan conforms to the three statutory goals established by Congress for community planning and development programs. These goals- provide decent housing, a suitable living environment and expand economic opportunities principally for low and moderate income persons- were an integral part of the planning effort.

General Questions

1. ***Describe the geographic areas of the jurisdiction (including areas of low income families and/or racial/minority concentration) in which assistance will be directed.***

2. ***Describe the basis for allocating investments geographically within the jurisdiction (or within the EMSA for HOPWA) (91.215(a)(1)) and the basis for assigning the priority (including the relative priority, where required) given to each category of priority needs (91.215(a)(2).***

3. Identify any obstacles to meeting underserved needs (91.215(a)(3)).

3-5 Year Strategic Plan General Questions response:

The strategies contained in the Strategic Plan are appropriate for all areas of the city. Needs such as affordable housing and economic development are not confined to a specific geographic area. However, higher concentrations of community development needs do exist in various geographic areas where many low and moderate income households reside.

The City generally targets community development activities in census tracts where 51% or more of the households have incomes that are 80% or less of the median family income. Map 1 depicts this area as determined from 2000 census data.

In addition, guidelines for allocating funds geographically are:

- **Planning projects are city-wide.**
- **Economic development projects are city-wide and assist businesses that create jobs for low and moderate income persons or provide needed goods and services to residents of low and moderate income residential areas.**
- **Housing projects are city-wide and assist units occupied by low and moderate income families.**
- **Neighborhood improvement projects are city-wide and are targeted to neighborhoods that are primarily residential and at least 51% of the residents are low and moderate income.**
- **Human service and homeless projects are limited to a specific group of people, at least 51% of whom are low and moderate income.**

Map 2 illustrates the Renewal Community and Empire Zone. It is within these areas that a variety of assisted economic development activities take place. The Department of Economic Development's East Main Street Assistance and Commercial Building Renovation Programs both receive funding allocations based on geographic criteria. The East Main Street Program is allocated strictly to a limited area on East Main Street between the Genesee River and Chestnut Street. The Commercial Building Renovation Program is eligible in specific targeted areas throughout the city.

It is important to note that the **funding priorities and decisions** are based on the needs and strategies contained in the Neighbors Building Neighborhoods Strategic Action Plans. There were also consultations with community groups, nonprofit groups and city department staff. In addition, statistical data was compiled from a variety of sources to prepare a community profile, housing market analysis, and housing needs assessment.

MAP 1

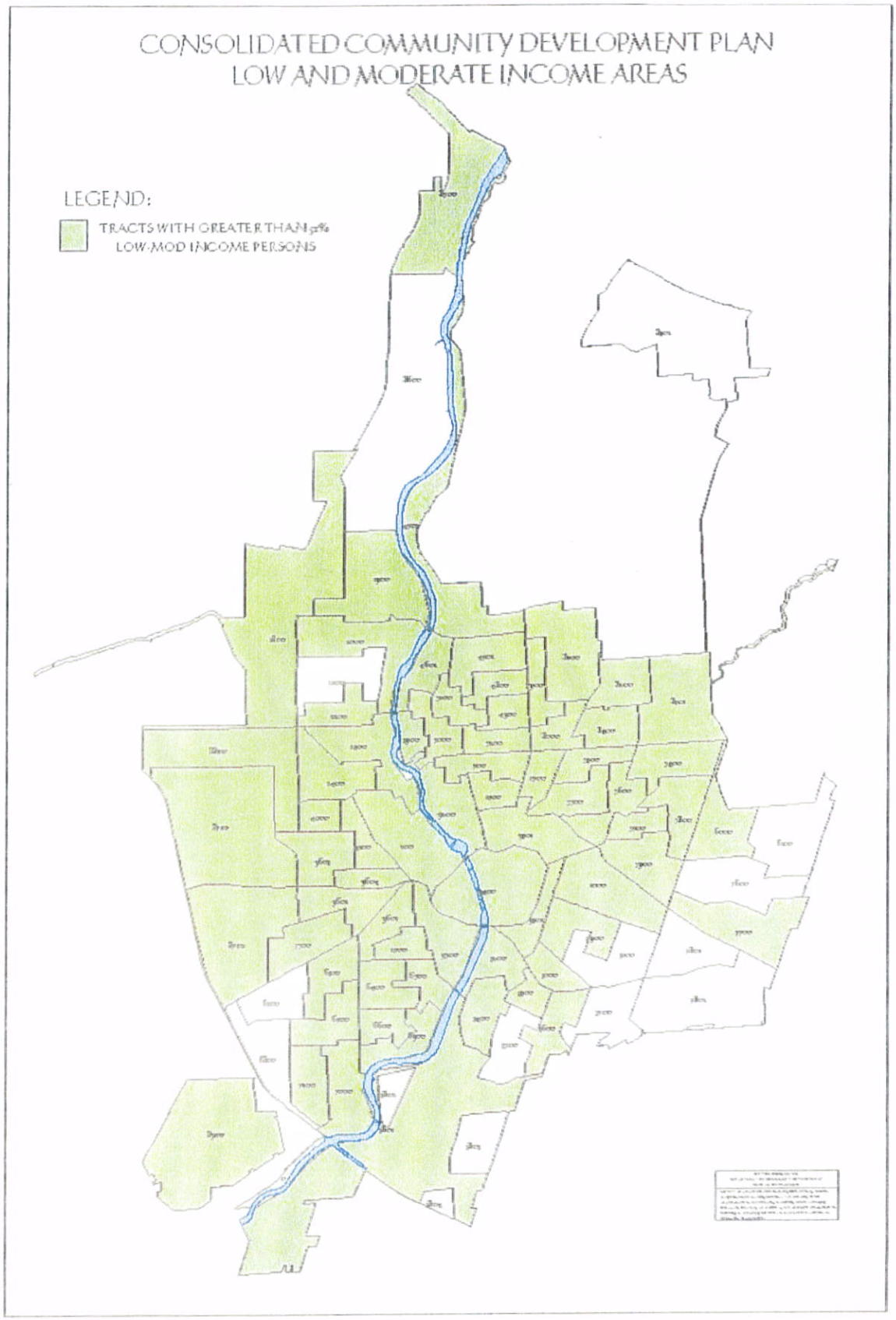
CONSOLIDATED COMMUNITY DEVELOPMENT PLAN
LOW AND MODERATE INCOME AREAS
LEGEND:
TRACTS WITH GREATER THAN 51%
LOW-MOD INCOME PERSONS

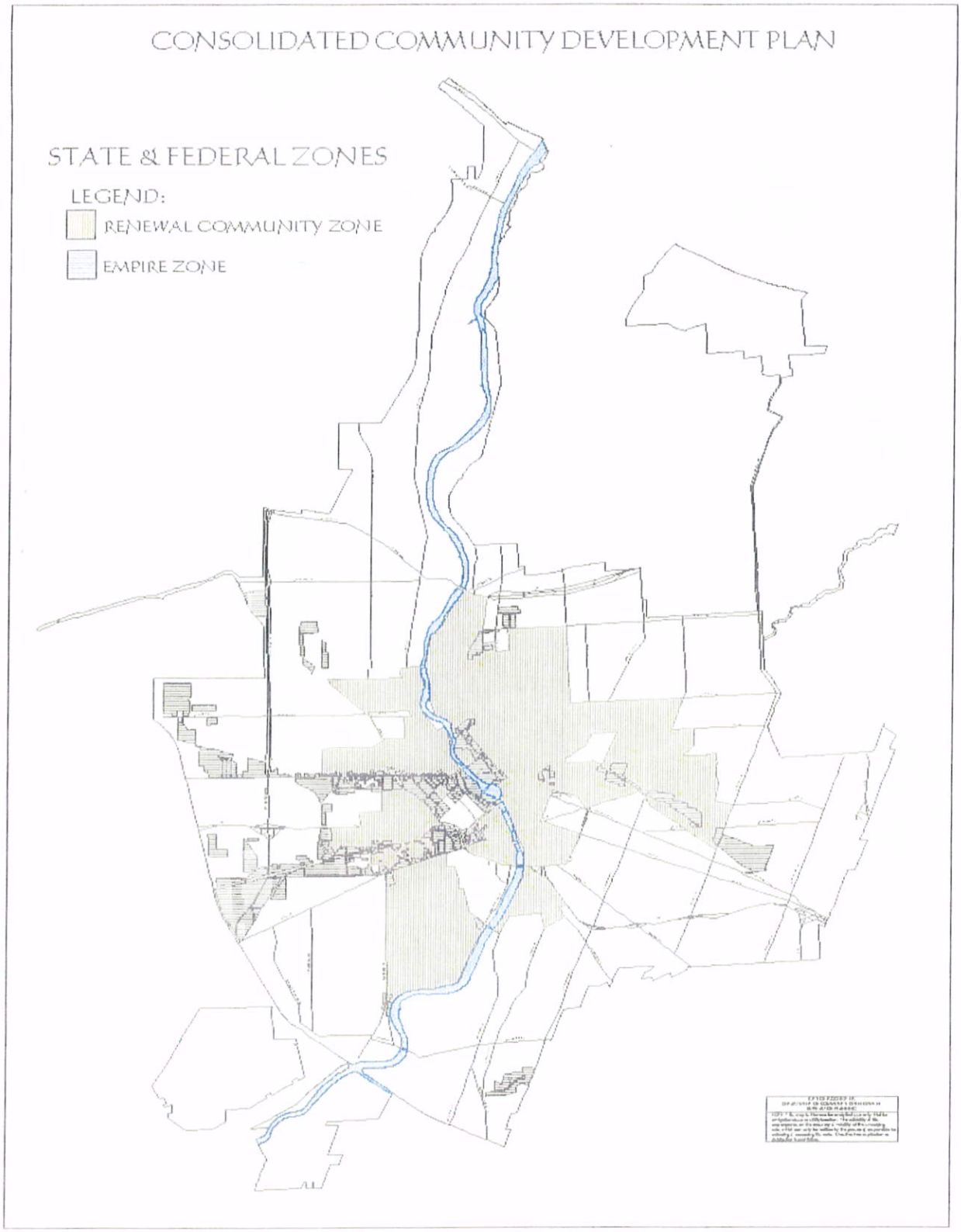
CONSOLIDATED COMMUNITY DEVELOPMENT PLAN
STATE & FEDERAL ZONES
LEGEND:
RENEWAL COMMUNITY ZONE
EMPIRE ZONE

The funding priorities will also adhere to the following guidelines:

- **At least 70% of Community Development Block Grant expenditures will be for activities that benefit low and moderate income families.**

- **The amount of funds proposed for public service activities will not exceed 15% of the annual Community Development Block Grant, including program income.**

- **The amount of funds proposed for planning and administration activities will not exceed 15% of the annual Community Development Block Grant, including program income.**

The Departments of Community Development, Economic Development, and Parks, Recreation and Human Services annually reviews the impact of assisted projects and determines if there is a need to shift resources to reach underserved sectors.

A primary obstacle to meeting **underserved economic development needs** is the ability of developers to secure the necessary financing to undertake and complete projects. It is typically the role of the public sector to fill the gaps of these financing needs. However, on occasion, these gaps exceed the assistance capabilities of the City. Another obstacle is the ability to secure inexpensive and convenient parking options for Center City businesses and development projects.

Crime has been a major obstacle to the continued revitalization of neighborhood commercial areas. The Annual Action Plan contains funding for projects that provide security cameras and exterior lighting.

The Housing Needs Assessment documents a large percentage of households that experience one or more housing problems in 2000, including housing cost burden, overcrowding, and inadequate housing. A significant amount of the City's housing funds are directed toward addressing underserved needs.

There are many underserved groups such as the homeless. The Community's Homeless Continuum of Care Plan describes a system that ranges from emergency housing and supportive service to permanent housing with homeless prevention and support services that homeless individuals and families need to achieve independent living.

Managing the Process (91.200 (b))

- ***Lead Agency. Identify the lead agency or entity for overseeing the development of the plan and the major public and private agencies responsible for administering programs covered by the consolidated plan.***

- ***Identify the significant aspects of the process by which the plan was developed, and the agencies, groups, organizations, and others who participated in the process.***

- ***Describe the jurisdiction's consultations with housing, social service agencies, and other entities, including those focusing on services to children, elderly persons, persons with disabilities, persons with HIV/AIDS and their families, and homeless persons.***

***Note: HOPWA grantees must consult broadly to develop a metropolitan-wide strategy and other jurisdictions must assist in the preparation of the HOPWA submission.**

3-5 Year Strategic Plan Managing the Process response:

The **Department of Community Development is the lead agency** responsible for preparing and overseeing the Consolidated Community Development Plan and Annual Action Plan. The Department ensures that there is broad public participation in the development of the Plan and that ideas are obtained from a wide range of government agencies, service providers, and sector planning committees.

The Departments of Community Development, Economic Development, and Parks, Recreation and Human Services administer assisted projects.

The Consolidated Community Development Plan fits within the context of community initiatives and efforts including:

- **Rochester 2010: The Renaissance Plan**
- **The Housing Policy and Initiative**
- **The Rental Strategy**
- **The Neighborhood Commercial Strategy**
- **Renewal Community Zone Course of Action**
- **The Homeless Continuum of Care Plan**
- **The Community Choice Action Plan for Fair Housing**

The City of Rochester published a notice seeking comments from individuals, public / private entities that provide assisted housing, health and social services, and organizations that provide housing and support services to special needs populations (including elderly persons, persons with disabilities, persons with HIV / AIDS and homeless persons) to help develop the plan.

Departmental staff held consultations with the following organizations:

- Business Association President's Council
- Center of Governmental Research
- Greater Rochester Association of Realtors
- Greater Rochester Enterprise
- Greater Rochester Housing Partnership
- Housing Council in the Monroe County Area, Inc.
- LIFE SPAN

- Monroe County Department of Health and Human Services
- Neighborhood Association Presidents / Sector Chairs
- New York State Empire Development
- Rochester Housing Aughority
- Rochester Works, Inc.
- Rochester Regional Transit Authority
- The Enterprise Foundation
- United States Small Business Administration
- United Way of Greater Rochester, Inc.

Consultations with a number of different entities to discuss economic development for specific projects and programs are done on a regular basis. For example, the East Main Street Program was developed based on discussions with impacted property owners, businesses, and advocacy organizations. The Commercial Building Renovation Program was developed after a specific assistance need was identified by owners of underutilized commercial buildings.

For the West Main Street Revitalization, staff worked with 12 businesses in creating major investment to the area and creating a thematic design approach. This project utilized the four-pronged approach of visioning, economic analysis, design and a final action plan.

EDD staff will continue to meet and partner with a consortium of Micro-Lenders to help develop an effective Micro Loan Program for small city businesses. In addition, we will continue to survey our business constituents through our visitation program as well as our monthly President's Council meetings as to what we can do to meet small business needs in the city.

EDD staff regularly consults with other economic development entities such as the County of Monroe, Greater Rochester Enterprise, NYS Empire Development, and U.S. Small Business Administration regarding economic development issues.

The Department of Parks, Recreation, and Human Services is a participant on the Continuum of Care Committee, an organization of many homeless service providers. The City of Rochester values its partners and recognizes the vital contributions of State agencies, nonprofit organizations, businesses, financial institutions, and other organizations that help carry out numerous housing and community development programs.

Citizen Participation (91.200 (b))

- ***Provide a summary of the citizen participation process.***

- ***Provide a summary of citizen comments or views on the plan.***

- ***Provide a summary of efforts made to broaden public participation in the development of the consolidated plan, including outreach to minorities and non-English speaking persons, as well as persons with disabilities.***

- ***Provide a written explanation of comments not accepted and the reasons why these comments were not accepted.***

***Please note that Citizen Comments and Responses may be included as additional files within the CPMP Tool.**

3-5 Year Strategic Plan Citizen Participation response:

The City of Rochester encourages residents to participate in the planning and implementation of the Consolidated Community Development Plan. A detailed **Citizen Participation Plan** was prepared that outlines the many opportunities for citizens to become involved in the planning and implementation of the program (see Appendix A).

Public meetings are held at times convenient for citizens and at locations within the program's target areas that are accessible to the disabled. In addition, the City provides opportunities for citizens to submit written comments, proposals, and recommendations. It also publishes and distributes material in both English and Spanish.

In an effort to broaden public participation in the development of the consolidated plan, five community meetings were held to solicit input and provide information regarding the Consolidated Community Development Plan. The meeting dates and locations were as follows:

Table 3.2
Community Meeting Schedule

DATE	LOCATION
January 19, 2005	Edgerton Recreation Center
January 20, 2005	North Street Community Center
January 26, 2005	Campbell Street Recreation Center
January 27, 2005	South Avenue Recreation Center
February 2, 2005	General Meeting - City Hall

There was one speaker at the meeting at the South Avenue Recreation Center. The speaker discussed her concern regarding the proposed cuts in the CDBG program, and the importance of CDBG support for her agency's revolving loan and housing rehabilitation programs.

The Neighborhood Association Presidents and Sector Chairs met to discuss the Consolidated Plan and the Needs Assessment. Organizations worked to analyze needs at a sector level. Staff made presentations to organizations by request on any topic related to the plan development process.

A Draft Consolidated Community Development Plan will be prepared and published. The plan will be available for 30 days for comment. It will be published in a newspaper of general circulation. Copies will be available in the Department of Community Development and the Office of Communications in City Hall, which are accessible to the disabled. This Draft Plan will be submitted to City Council for its consideration.

The City Council will hold a public hearing on the Draft Plan. At this hearing, the public is invited to comment on all phases of the plan, including: housing and community development needs, proposed activities, and program performance.

The Final Plan will contain a summary of citizen comments or views on the plan. It will also contain a written explanation of comments not accepted and the reason why these comments were not accepted.

Institutional Structure (91.215 (I))

1. ***Explain the institutional structure through which the jurisdiction will carry out its consolidated plan, including private industry, non-profit organizations, and public institutions.***

2. ***Assess the strengths and gaps in the delivery system.***

3. ***Assess the strengths and gaps in the delivery system for public housing, including a description of the organizational relationship between the jurisdiction and the public housing agency, including the appointing authority for the commissioners or board of housing agency, relationship regarding hiring, contracting and procurement; provision of services funded by the jurisdiction; review by the jurisdiction of proposed capital improvements as well as proposed development, demolition or disposition of public housing developments.***

3-5 Year Strategic Plan Institutional Structure response:

The Department of **Economic Development** is responsible for implementation of economic development strategies and activities. The Department works closely with individual businesses, banks, business associations, the Chamber of Commerce, and job training and referral agencies.

The City of Rochester has historically worked in cooperation with local stakeholders to devise a systematic approach for the development of **affordable housing** opportunities through the acquisition, rehabilitation and resale of vacant houses. The essential components of the system are:

- **Integrated financing through leveraging and packaging.**
- **Uniform construction specifications.**
- **Coordinated property selection.**
- **Homebuyer and homeowner training programs.**

On January 20, 2004, the City entered into a two-year agreement with HUD under the **Asset Control Area (ACA) Program**. Under this agreement the City has agreed to acquire every single-family residential property in the HUD inventory within 24 census tracts. It is anticipated that approximately 150 properties will be acquired through this program each year of operation.

The ACA agreement requires the City and its partners to rehabilitate each property and sell them to income qualified owner-occupant purchasers. The rehabilitation of these properties is accomplished through two development tracks.

The first development track is the City's long standing Home Rochester Program. This program involves partnerships between local not-for-profit developers and a consortium of local banks to provide construction and permanent loan financing. Funding from federal sources, including CDBG and the HOME Investment Partnerships Program, provide a subsidy when the cost of rehabilitation exceeds the fair market value of a property. Buyers of these homes are required to have annual incomes at or below 80% of AMI and must agree to live in the property for a minimum of ten years. It is anticipated that approximately 80 homes per year will follow this development track.

The second development track involves some of the same partners, but a different funding source is used to allow buyers with incomes up to 115% of area median income to purchase, with an occupancy requirement of only three years. It is anticipated that approximately 20 homes per year will follow this development track.

The ACA program enables the City and its development partners to tap into HUD's inventory of vacant properties and transform them into affordable home ownership opportunities. Furthermore, it has also proven to be an effective tool in the City's efforts to deconcentrate poverty by providing home buying opportunities in non-impacted areas and by allowing buyers with higher incomes to participate.

The current two year term of the ACA program ends in January of 2006. At that time a program evaluation will be conducted and the City's continued involvement will be determined.

The City and its partners have been able to achieve a significant increase in the capacity of the Home Rochester Program through the creation of the **Rochester Housing Development Fund Corporation (RHDFC)**. The RHDFC is organized to acquire, finance, and manage the rehabilitation of properties made available through the HUD/ACAP program for resale to low and moderate income homebuyers.

As part of its ACAP planning, representatives from the Department of Community Development, the GRHP, Enterprise Foundation, and the Community Preservation Corporation (CPC) formed a working group to determine how program expansion might be accomplished. Enterprise and CPC have national experience in structuring such efforts.

The mission of the RHDFC is to assist the City in its implementation of the ACAP agreement with HUD by acquiring properties which the City has determined substantial rehabilitation. The specific responsibilities of the RHDFC are as follows:

- **Hold title to properties throughout the rehabilitation and marketing period**
- **Assign properties to participating developers**
- **Assure an appropriate construction scope and specification for each property**
- **Financial packaging**
- **Monitor construction and sales processes**
- **Provide services and technical assistance to enhance the capacity of less experienced, non-profit developers**

The participating entities have invested in a $16 million into a capital loan pool. This financing is in the form of an unsecured loan/line of credit. The RHDFC Board is responsible for approving construction loans for the rehabilitation of properties acquired for redevelopment by the participating affordable housing developers. To the extent feasible, properties are aggregated into geographic clusters for assignment to selected developers.

The specific roles of the RHDFC development team members are noted below:

Developer/Construction Manager

The RHDFC identifies local non-profit affordable housing developers to manage the rehabilitation of the properties acquired by the RHDFC. Location of the properties and development capacity of the organization are factors which the RHDFC considers in its developer assignments. The non-profit developers receive a fee for each home completed. The RHDFC retains ownership of the properties until they are sold to homebuyers.

General Contractor

The developer is responsible for bidding out and hiring the general contractor to rehabilitate the properties assigned by the RHDFC. The work specifications to be provided in the bid are prepared for all properties on Housing Developer Pro in order to ensure a consistent work scope.

Property Management

Prior and during rehabilitation, while title of the property is with the RHDFC, property management is provided by an independent contractor.

Homebuyer Services / Real Estate Broker

Upon completion of rehabilitation, properties are listed on the Greater Rochester Association of Realtors' Multiple Listing Service (MLS). The Homebuyer Services System provides homeownership education, pre-purchase counseling, income eligibility qualification for various subsidy programs, and post-purchase training.

Real estate brokers receive a sales commission for each RHDFC home sold. In the event a home is sold by the developer prior to the completion of construction, the developer receives a marketing fee.

RHDFC may also provide development services to the non-profit developers. It is expected that some of the non-profit developers will need additional assistance in the development process. For example, some of the non-profits may need to rely on RHDFC staff to assist them in inspection of properties, to develop the rehab scope and budget, and to bid the work to contractors.

Home Expo has been the City's primary means of delivering new homes since 1985. It develops new affordable homes on City-owned vacant lots. Developers and the model homes are selected through a RFP process. The model homes are attractive and compatible with existing neighborhood architecture. Construction financing is available through the Greater Rochester Housing Partnership. To keep the homes affordable, City and NYS financing in the form of write-down subsidies are provided. Down payment and closing cost assistance is also provided to further assist eligible buyers.

All buyers must be qualified through the Homebuyer Services System, housing service center. To help ensure successful homeownership, each buyer is required to participate in pre-purchase counseling and post-purchase training.

The **Rental Strategy** envisions that affordable rental housing will be produced through a number of different techniques (e.g., rehabilitation, acquisition, and new construction). The strategy anticipates the involvement of a variety of developers-small and large, experienced and novice, non-profit and profit-making. The strategy also acknowledges the magnitude and complexity of the financing requirements needed to produce affordable rental housing.

The strategy anticipates that more experienced developers will possess the expertise to obtain financing through HUD and NYS programs as well as take advantage of Low Income Housing Tax Credit (LITC) financing. The competition for financing from HUD and NYS programs is so intense that a very limited number of local projects are actually awarded funding on an annual basis.

The Rental Strategy also calls for the development of a coordinated support system of landlord-tenant services (i.e., training and dispute mediation to ensure positive relationships and mutual accountability). The City currently funds several programs which offer these services Landlord/Tenant Mediation, and the Landlord Training Program.

Supportive services may be viewed from two perspectives, those which serve the general population and those which serve the special needs populations. Supportive services for the general populace rental assistance and housing counseling services, while special needs services are shown as emergency housing and supportive housing.

Entities serving the general public include: the **Housing Council in the Monroe County Area, Inc., The Homebuyer Services System and the Legal Aid Society**. Each of these organizations administers programs on behalf of the City. The Housing Council operates the Mortgage Relief and the Landlord Training Programs; The Homebuyer Services System pre-and post-purchase counseling to homeowners as well as homeownership training; and the Legal Aid Society operates the Owner-Tenant Mediation Program.

The **Rochester Housing Authority** administers the Section 8 Rental Assistance Program on behalf of the U.S. Department of Housing and Urban Development in Rochester. It is second in the number of households assisted to only the assistance programs operated through the Monroe County Department of Human and Health Services.

The Rochester area has an extensive network of social services providers who assist special needs populations. This network includes both public and private, non-profit entities. The City of Rochester is not a direct service provider as that responsibility rests with counties in New York State. The county's service organization mirrors the agency framework which exists at the state level.

The City of Rochester has enjoyed successful cooperative efforts with both **federal and state agencies** as it has pursued its affordable housing strategies over the years. Much of Rochester's success is directly attributed to those relationships.

At the local level, the City has endeavored to work cooperatively with the **County of Monroe.** The City's Department of Community Development and County Health Department collaborate on lead poisoning prevention efforts.

The City and county governments have worked cooperatively on the Brown Street Improvement Project. It involved concentrating City and County resources to address housing improvement and public safety concerns identified by neighborhood residents. The City has assisted the County and Housing Opportunities in the development of several affordable family rental projects outside the City, including Canal Place which involved the construction of 40 new townhouses in the town of Greece and Elmgrove Place which included 48 units of new rental units in the town of Gates.

Another example of cooperation between the City and County governments is the Housing and Human Services Move-in / Move-out and Quality Housing Inspection Programs.

It is intended and expected that the City and housing providers in Rochester will continue their existing practice of coordination and networking with health, mental health, and human services agencies.

Advising agencies, of which programs are available is part of technical assistance that is offered by the City. The City also refers agencies to experienced developers in the community.

Representatives from the City and County governments serve together on the **Continuum of Care** (CoC) Implementation Team. CoC is designed to be a seamless system of coordinated services and activities aimed at preventing and eliminating homelessness, and increasing self-sufficiency among individuals and families.

An example of a major coordination effort is the **Continuum of Care**. The effort is a partnership of the City, County of Monroe, Rochester Housing Authority, United Way, and homeless, youth, and mental health service providers. The purpose is to develop policies and a framework for a comprehensive system of housing and support services for the homeless. The system's goals are to prevent and eliminate homelessness and promote self-sufficiency for those at risk of or now experiencing homelessness.

The Rochester Housing Authority also provides support services to its residents through their involvement with many agencies. As examples, services to the elderly are coordinated with the Monroe County Visiting Nurse Service and the Consortium on Elderly Substance Abuse, while school children are linked with tutorial programs at two agencies and the City School District.

Though the City has enjoyed successful, cooperative efforts with both state and federal agencies and is building a working relationship with County government, health, mental health and housing service providers, it will continue to be open to ways in which coordination may be enhanced.

The **Rochester Housing Authority** (RHA), a public benefit corporation, is governed by its seven member Board of Commissioners. Five members of the Board of Commissioners are appointed by the Mayor of the City of Rochester on a rotating basis, with each member serving for a five-year term. Two tenant commissioners are elected by the tenant body for a two-year term, one representing public housing unit on the east side of the Genesee River and one representing public housing units on the west side of the Genesee River. The Board of Commissioners appoint the executive director of the RHA.

A cooperative agreement exists between the City of Rochester and the Rochester Housing Authority wherein the City agrees to provide the sites of the Rochester Housing Authority the same level of services as other properties in the City that are privately owned. In exchange, the Authority pays an in lieu of taxes fee, which constitutes an amount equal to 10% of shelter rent exclusive of utilities.

RHA assists the City in carrying out its housing policies through the provision of low-income housing and by participating in a variety of initiatives to improve the delivery of housing services to the Rochester community.

Staff of the RHA are hired in accordance with the Civil Service System of the City of Rochester. Contracting and procurement is carried out in accordance with State and Federal laws as applicable. The City reviews proposed development sites, the comprehensive plan or Agency Plan of the RHA, including it's Capital Fund Program, and any proposed demolition or disposition of public housing units in accordance with applicable program and related requirements.

The Rochester Housing Authority is rated a standard performer by the U.S. Department of Housing and Urban Development through the Public Housing Performance Assessment System (PHAS).

Monitoring (91.230)

1. ***Describe the standards and procedures the jurisdiction will use to monitor its housing and community development projects and ensure long-term compliance with program requirements and comprehensive planning requirements.***

3-5 Year Strategic Plan Monitoring response:

The City of Rochester continually monitors the performance of housing and community development activities to ensure that they are carried out in accordance with applicable laws and regulations and to ensure that performance goals are achieved. Following is a description of standards and procedures that the City will use to ensure compliance.

The City of Rochester converted to the **Integrated Disbursement and Information System** in December 1996. The system enables the City to review a program's progress and monitor performance on an ongoing basis.

A written **Performance and Evaluation Report** will be prepared annually. The report will contain a summary of resources and programmatic accomplishments, the status of actions taken to implement the strategy contained in the Consolidated Community Development Program, and the evaluation of progress made during the year in addressing identified priority needs and objectives.

The standards and procedures used to monitor economic development projects to ensure long-term compliance with the program requirements include annual job verification reports and certifications to be submitted by the program recipients. We will continue to review our project monitoring procedures and policies with Accounting and Law to ensure that we maintain tight fiscal controls. Our Industrial Development Division will employ standards and procedures such as maintaining current program guidelines, and utilizing appropriate underwriting analysis and documentation. Additionally, The Division maintains an active process of post-closing administration, which involves monitoring employment information. Staff monitor projects to ensure that projects are completed and program objectives are met.

Section 85.40(a) of the Uniform Administrative Requirements for Grants and Cooperative Agreements to State and Local Governments requires the City to monitor the day-to-day operations of **subrecipient activities** to ensure compliance with applicable federal requirements and that performance goals are being achieved.

The goal of subrecipient monitoring is to identify any problems and to recommend corrections in order to reinforce and improve the subrecipient performance. The City approaches monitoring program activities proposed in the Consolidated Plan as an ongoing process involving continuous subrecipient communication and evaluation. The process involves frequent telephone contacts, written communications, analysis of reports and evaluations, periodic meetings and on-site visits.

The Departments of Community Development, Economic Development and Parks, Recreation and Human Services will monitor each subrecipient receiving funds. Risk analysis is an important concept in determining the frequency and intensity of monitoring. Subrecipients that manage complex programs, handle program income, lack capacity, or have experienced recent problems such as incomplete performance reports are monitored more frequently.

In-house reviews of subrecipients are conducted on a quarterly basis. The in-house review consists of a review of the subrecipient's quarterly performance report and the supporting documentation submitted with the request for payment. The review of the quarterly report includes a comparison of actual accomplishments to the objectives contained in the subrecipient agreement. Subrecipients are informed of any problems or concerns and asked to submit corrective action plans.

The City conducts on-site visits of each subrecipient on a quarterly basis. The subrecipient is given adequate notice in advance of the monitoring visit. To prepare for the on-site visit, the City will perform administrative monitoring by reviewing documents such as: the subrecipient agreement, quarterly performance reports, evaluations, and correspondence to and from the subrecipient. The purpose of the review is to identify potential problems, to update program status and to provide recommendations to correct any problem areas.

The City's monitor will meet with appropriate subrecipient officials and explain the purpose of the monitoring visit. All appropriate material generated by the subrecipient which provides more detailed information on program and budget performance and status are reviewed. The monitor completes a written evaluation of the monitoring session and retains same in the subrecipient/project file.

After the on-site visit, the subrecipient is informed by letter or a conference session of the results of the monitoring, including any problems or concerns, and a schedule of any corrective action required.

The Bureau of Accounting is responsible for the financial monitoring of each activity and/or project, including a review of the subrecipient's financial records and handling of program income.

All grant applications that require a Certification of Consistency with the Consolidated Community Development Plan will be reviewed. An annual report on all activities certified by the City as being in accordance with the plan is prepared.

The City reserves the right, on an as needed basis, to request updates on Consolidated Plan certified activities and/or conduct site visits to ensure consistency with the original proposed activities and long-term compliance.

The City of Rochester will monitor housing related activities that are discussed in the plan. This monitoring will be limited to requests for information on a yearly, and as needed, basis.

The City of Rochester has adopted a **Performance Measurement System** to assess program performance. Each activity has a corresponding outcome and measure in order to monitor how well program goals and objectives are being realized.

We will continue to examine the best practices of other communities nationally to bring innovative programs to our community. In addition, we will continue working with both neighborhood based and church based Community Development Corporations (CDCs) in taking on neighborhood development projects, and helping to insure that these groups obtain the training they need to be successful.

Priority Needs Analysis and Strategies (91.215 (a))

1. ***Describe the basis for assigning the priority given to each category of priority needs.***

2. ***Identify any obstacles to meeting underserved needs.***

3-5 Year Strategic Plan Priority Needs Analysis and Strategies response:

The City currently utilizes several initiatives and efforts to determine priority needs such as: Rochester 2010: the Renaissance Plan, the Neighbors Building Neighborhoods program, the Housing Policy and Initiatives, the Rental Strategy, the Neighborhood Commercial Strategy influenced by the Hunter Study and Brooks/Landing Genesee Street Study, the Homeless Continuum of Care, and Community Choice Action Plan for Fair Housing.

A primary obstacle to meeting underserved economic development needs is the ability of developers to secure the necessary financing to undertake and complete projects. It is typically the role of the public sector to fill the gaps of these financing needs. However, on occasion, these gaps exceed the assistance capabilities of the City. Another obstacle is the ability to secure inexpensive and convenient parking options for Center City businesses and development projects.

Crime has also been a major obstacle to the continued revitalization of neighborhood commercial areas.

The Housing Needs Assessment documents a large percentage of households that experience one of more housing problems in 2000, including: housing cost burden, overcrowding, and inadequate housing. A significant amount of the City's housing funds is directed towards addressing this underserved need.

There are many underserved groups such as the homeless. The Community's Homeless Continuum of Care plan describes a system that ranges from emergency housing and supportive services to permanent housing with homeless prevention and supportive services that homeless individuals and families need to achieve independent living.

Priority Needs

Other sections of the Consolidated Plan have described the City's housing market and the housing needs of its residents, thus providing the context for an assessment of these factors and the assignment of relative priorities among the competing categories of needs.

The assignment of relative priorities to need categories was accomplished through the use of the HUD mandated needs tables. Those priorities were determined by assessing the needs revealed through an analysis of U.S. Census data, and needs identified by consulted parties, including neighborhood presidents and sector leaders.

The priority ratings assigned to each category of need where prescribed by HUD. These ratings are identified as follows:

- **High (H)** - Plan to use funds made available for activities that address this need during the period covered by the plan.
- **Medium (M)** - May use funds made available for activities that address this need during the period. Also will take other actions to help locate other sources of funds.
- **Low (L)** - Does not plan to use funds made available for activities to address this need during this period. Will consider Certifications of Consistency for other entities' applications for federal assistance.
- **None (N)** - There is either no such need or this need is already substantially addressed.

Lead-based Paint (91.215 (g))

1. ***Estimate the number of housing units that contain lead-based paint hazards, as defined in section 1004 of the Residential Lead-Based Paint Hazard Reduction Act of 1992, and are occupied by extremely low-income, low-income, and moderate-income families.***

2. ***Outline actions proposed or being taken to evaluate and reduce lead-based paint hazards and describe how lead based paint hazards will be integrated into housing policies and programs.***

3-5 Year Strategic Plan Lead-based Paint response:

It is known that nearly 55% of the city's housing units were constructed prior to 1940, 48,696 of which were occupied in 2000. Of these, 25,001 (51%) were occupied by renters. There are the units at highest risk of resulting in elevated blood lead levels when occupied by young children (six or younger). A 2002 study prepared by the Center for Governmental Research estimated that there were 6,457 households with 18,108 children under the age of six residing in pre-1950 housing units.

Childhood lead poisoning is a major health concern potentially affecting thousands of children living in pre-1978 homes in the City of Rochester. The primary source of this disease stems from lead dust particles manifesting from friction surfaces such as windows, floors and doorways. Children that ingest these dust particles are at risk of becoming poisoned which, in turn, causes irreversible harm to the child's nervous system.

In response to the issue of childhood lead poisoning, housing program priorities and policies have dramatically shifted. Funding for lead hazard control has been greatly increased, while support for traditional housing rehabilitation programs has been reduced. This shift has also affected the way housing rehabilitation programs operate. Traditionally, programs consist of a "bricks and mortar" approach where financial assistance is offered to homeowners to make repairs. With the advent of lead poisoning, the system has changed. The housing delivery system no longer focuses on making routine repairs to homes. It now involves the integration of advocacy groups, non-profits, health care agencies, and the private industry. These agencies carry out activities that are essential to the City's lead hazard control initiative.

Federal grants have enabled the City to expand its lead hazard control efforts. In September 2003, the City was awarded two grants totalling $5.5 million by the U.S. Department of Housing and Urban Development's Office of Healthy Homes and Lead Hazard Control. In September 2004 the City was awarded a third grant from OHHLHC for $2.5 million. These funding awards, combined with the City's commitment of $8 million, has produced a $16 million initiative that will enable the City to fight childhood lead poisoning over the next five years.

A central component of the City's lead hazard control initiative is called **City LEAD**, a financial assistance program available to City homeowners and landlords to fix lead hazards. City LEAD targets "high risk" properties located in "at-risk" neighborhoods where the incidence of lead poisoning is greatest (See Map 3). Eligible owners and landlords may receive a forgivable loan up to $24,000 per unit. Central work activities involve window and door replacement, porch repair/replacement, painting (inside and out), siding and bare soil treatment. It is a goal of City LEAD to produce 600 units of lead safe housing by 2008.

Through City LEAD, property owners receive a combined lead-based paint inspection/risk assessment. The City has partnered with several lead hazard evaluation firms for these services. The assessment identifies lead hazards throughout the entire unit, a report is produced identifying the hazards, and cost estimates are included for remediating such hazards. Based on the completed report, a City Rehabilitation Specialist develops a scope of work, which is bid out to lead-certified contractors. All assisted units must pass a clearance examination before the unit can be occupied. It is a requirement of City LEAD that all assisted property owners attend a one-day lead-safe work practices/property maintenance course. This requirement helps to educate property owners on how to undertake lead work using work safe practices and also helps toensure long-term lead safety of the assisted unit. The Housing Council partners with the City to offer this training.

Another component of the City's lead hazard control initiative involves contractor training. The City offers free training for City-approved contractors to enable work crews to receive EPA certification as lead abatement workers and/or lead abatement supervisors. This training is essential to the City's ability to maintain and expand the pool of contractors eligible to undertake work through City LEAD. The City will continue with this training initiative until a sufficient supply of contractors have been produced. A short-range goal is to produce a minimum of 200 EPA-certified contractor workers/supervisors by December 2005.

LEAD HAZARD REDUCTION PROGRAM
ELIGIBLE AREAS
LEAD POISONING - HIGH RISK CENSUS TRACTS

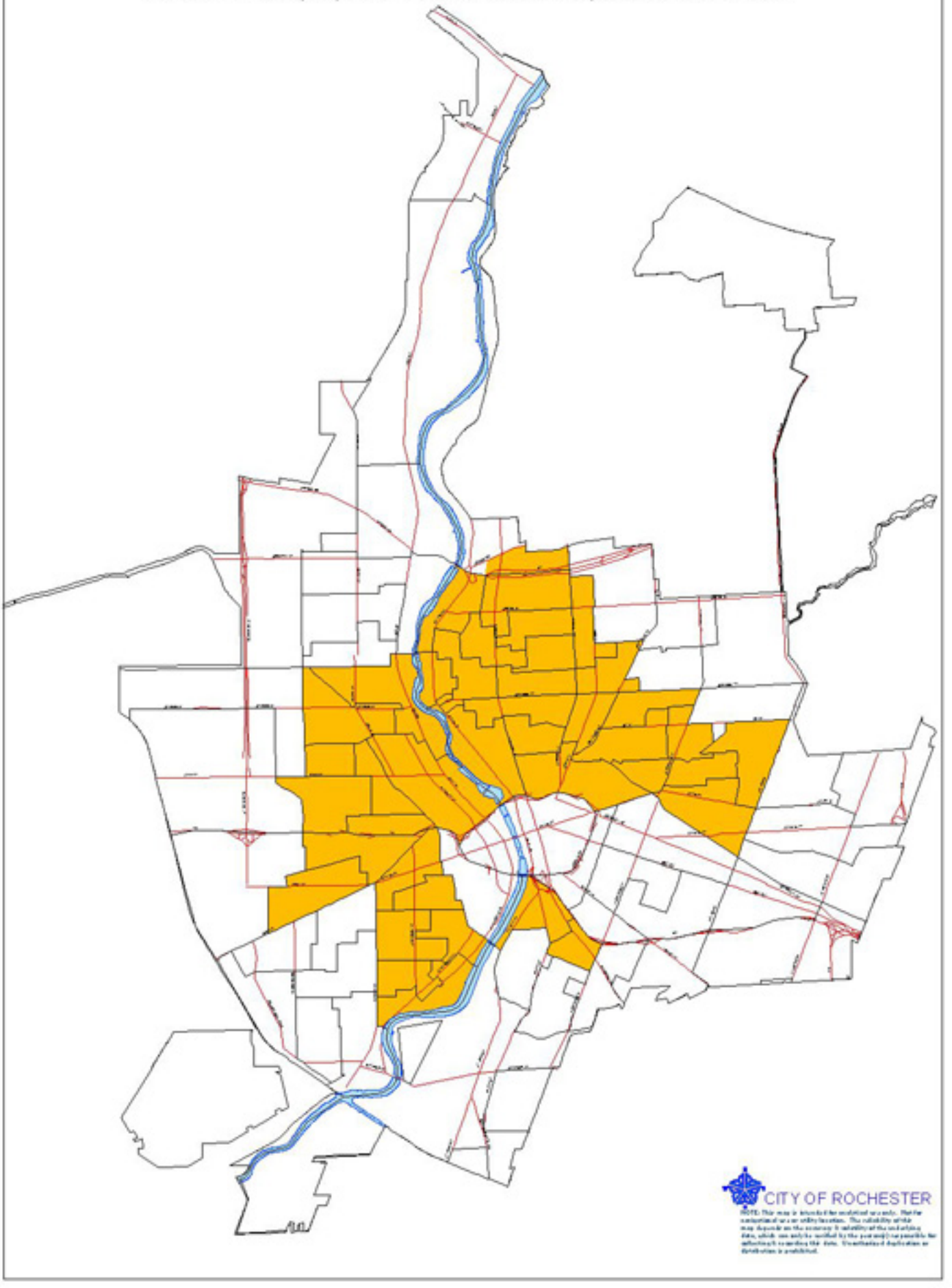

As part of the City's outreach and education component of its lead hazard control initiative, the City funds a two-year education and outreach effort called, **"Get the Lead Out (GLO),"** an initiative undertaken by the University of Rochester and Action for a Better Community. GLO is a collaborative that integrates primary health care, housing, and educational interventions to combat childhood lead poisoning in target neighborhoods. GLO began work in the Jay/Orchard Street neighborhood where household with child patients were referred by the Orchard Street Community Health Center. GLO has since expanded to serve families of child patients from a broad base of other health service providers and has since provided assistance to over 100 families. The City funds a separate component of GLO called, **"Dust Wipes for All."** This program provides funding to Action for a Better Community to provide dust wipe tests in homes located in target neighborhoods, and also provides services to families enrolled in the GLO program.

In addition to GLO, the City funds a two-year communications campaign undertaken by the **Coalition to Prevent Lead Poisoning.** A major effort of this initiative is to produce a broad-base communications effort to reach populations most affected by lead poisoning. Activities include: media productions, community presentations; development of educational materials; and neighborhood-based planning for lead hazard awareness and action.

To assist the County of Monroe in meeting its contractual obligations with HUD under its current Lead Hazard Control Program, the City has entered into contract to produce 30 lead-safe housing units. The City is currently underway with providing lead hazard control assistance to identified units and will have 30 units completed by December 2005.

One of the most important components of the City's LHC initiaitve is updating the City's Property Preservation Code to establish a **"primary prevention" policy.** This legislation will call for remedies to ensure that property owners are maintaining their housing units in a lead safe condition and regulate how property owners undertake lead hazard control work. **Proposed legislation has been submitted to the City Council for consideration.** Before legislation will be considered, the City will produce an Environmental Impact Statement and provide opportunities in the process of developing a lead poisoning prevention code to enable a public planning process for designing a lead based paint code. It is a goal of the City to adopt legislation by October 2006.

HOUSING MARKET ANALYSIS

Housing Market Analysis (91.210)

***Please also refer to the Housing Market Analysis Table in the Needs.xls workbook**

1. ***Based on information available to the jurisdiction, describe the significant characteristics of the housing market in terms of supply, demand, condition, and the cost of housing; the housing stock available to serve persons with disabilities; and to serve persons with HIV/AIDS and their families.***

2. ***Describe the number and targeting (income level and type of household served) of units currently assisted by local, state, or federally funded programs, and an assessment of whether any such units are expected to be lost from the assisted housing inventory for any reason, (i.e. expiration of Section 8 contracts).***

3. ***Indicate how the characteristics of the housing market will influence the use of funds made available for rental assistance, production of new units, rehabilitation of old units, or acquisition of existing units. Please note, the goal of affordable housing is not met by beds in nursing homes.***

3-5 Year Strategic Plan Housing Market Analysis responses:

The housing market analysis is intended to provide an understanding of the supply and demand for housing in the City of Rochester. Factors examined include the condition of the housing stock, the cost of housing, and the housing stock available to persons with disabilities and their families. In addition, in order to better determine how to target funds, a general discussion of the state of the housing market in the City and the region is included.

The City of Rochester's housing market has softened in recent years. Multiple factors are responsible. In part, the population of the city has decreased due to a shrinking employment market. An increase in the production of residential units in suburban areas outside the city limits has drawn residents out of the city. This sprawl development is in line with national trends. Suburban home buyers are motivated, in part, by neighborhoods with potentially better schools and safeties.

As a result, the households in the city are now much more likely to be renters than owners. It is the City's goal to increase homeownership and work to bring households back into the city. With an ample supply of low-cost housing, this is an achievable goal toward which the City can work. Because of the downward trend in homeownership in the city, there is a divergence between the rental and owner markets. **In Rochester, owner-occupied housing tends to be, as a whole, more affordable than rental housing.**

The needs of renters have traditionally been addressed via the Rochester Housing Authority's Section 8 program. While the City understands that HOME monies can indeed be used for rental assistance, the preference, driven in part by the low homeownership rate, is to create affordability with homeownership assistance programs. The City is aware, however, of the risks -- such as foreclosure -- when facilitating lower income households in becoming owners who may not easily meet the demands of owning a home.

However, there are some hints of a reversal in the trend away from cities. A new generation, raised in the suburbs, has been drawn to city living as the baby boomers were once drawn to suburbia. The potential for conversion of units into condominium development in the downtown core, is a trend being realized nationwide. The City's housing strategy, by increasing ownership, cannot only increase the City's property-tax base, but also serve to spur and market driven ownership growth in revitalizing neighborhoods.

Market Overview

According to 2000 Census figures, the City of Rochester's population as of 2000 stood at 219,773 residents. The City's population occupied approximately 89,000 housing units, with an average household size of 2.36 individuals per household. **The 2000 Census data also showed that there were 10,790 (10.8 percent) vacant units in the City, for a total of 99,789 housing units.**

Of the 10,790 vacant units, 6,667 (61.8 percent) are for rent or for sale. This implies a vacancy rate for available housing of about 7.0 percent. Of these available units, 5,261 (48.8 percent of the vacant units) are for rent and 1,406 (13.0 percent) are for sale. The vacancy rate for rental units (total rental units divided by units for rent) is 9.0 percent, while for homeowner units it is only about 3.8 percent.

The city's rental market has a higher vacancy rate than the for-sale market. However, it is likely that many potential for-sale units have been either converted to rental units or been taken off of the market altogether, due to the soft demand. The high vacancy rates prevail in spite of the available supply of low cost housing.

Table 3.3
Occupied and Vacant Units

	Units	Percent
Total Housing Units	99,789	100.0%
Occupied Housing Units	88,999	89.2%
Total Homeowner Units	35,777	40.2%
Total Rental Units	53,226	59.8%
Vacant Housing Units	10,790	10.8%
For Rent	5,261	48.8%
For Sale Only	1,406	13.0%
Rented or sold, Not Occupied	775	7.2%
For Seasonal, Recreational, or Occasional	218	2.0%
For Migratory Workers	0	0.0%
Other vacant	3,130	29.0%

While the vacancy rate for sale units is relatively low, this does not necessarily mean that there is a strong owner market in the City of Rochester. There are a large number of "Other Vacant" units in the City. These units are often held off market for personal reasons by the owner. The relatively low demand for housing might have compelled many owners to take their houses off of the market or to convert them to rental housing while awaiting a market turnaround.

This might help explain why the City has a high vacancy rate in spite of the relatively low cost of housing in the City. Traditional single-family owner units have transitioned to rental in response to softness in the market.

The City's housing units are mostly single family units (47,371 units - 47.5 percent of the total) and duplexes (19,752 units - 19.8 percent of the total). Three or four unit structures account 11.4 percent (11,428) of all units, while the remaining 21.3 percent of the units (21,269) are generally distributed amongst structures from 5 to 50-plus units. Other structure types, including mobile homes (74) and boats/RVs/vans account for fewer than 100 units. While there were 1,365 fewer housing lunits in 2000, there has been little change in the proportion of unit types since the 1990 Census.

According to the 2000 Census, there are 3,306 vacant duplexes (16.7 percent of all duplexes) and 2,954 vacant single-family detached structures (6.9 percent). Table 3.4 details the housing supply by type.

Table 3.4
Units in Structure, All Housing Units

	Rochester	Percent of Total	Occupied Hsng Units	Vacant Hsng Units	Vacancy Rate by Units in Structure
1, detached	42,811	42.9%	39,857	2,954	6.9%
1, attached	4,560	4.6%	4,090	470	10.3%
2	19,752	19.8%	16,446	3,306	16.7%
3 or 4	11,428	11.4%	9,446	1,982	17.3%
5 to 9	6,346	6.4%	5,553	793	12.5%
10 to 19	3,161	3.2%	2,779	382	12.1%
20 to 49	3,484	3.5%	3,209	275	7.9%
50 or more	8,189	8.2%	7,541	648	7.9%
Mobile home	74	0.1%	67	7	9.5%
Boat, RV, van, etc.	15	0.0%	15	0	0.0%
Total:	**99,820**	**100.0%**	**89,003**	**10,817**	**10.8%**

Tenure

Homeownership in the City of Rochester peaked in the 1950s -- since then, the proportion of renters has been increasing steadily to where it is today. Most city households are renters. In 1990, 56 percent of housing units were occupied by renters, and according to the 2000 Census, that proportion has increased to 59.8 percent (53,252 of the 88,999 occupied units).

Table 3.5 details tenure by the number of units in structure . While most owners (89.1 percent) live in single family units, renters are distributed amongst structures of all sizes.

The distribution of renters by housing type is fairly uniform among one-unit structures (22.7%), two-unit structures (25.4%), three-to nine-unit structures (27.1%), and ten or more unit structures (24.9%).

Table 3.5
Tenure By Units In Structure

	Owner Occupied	% of Owner Units	Renter Occupied	% of Renter Units
Total Units	35,777	100.0%	53,226	100.0%
1, detached	30,833	86.2%	9,024	17.0%
1, attached	1,062	3.0%	3,028	5.7%
2	3,003	8.4%	13,443	25.3%
3 or 4	438	1.2%	9,008	16.9%
5 to 9	114	0.3%	5,439	10.2%
10 to 19	33	0.1%	2,746	5.2%
20 to 49	40	0.1%	3,169	6.0%
50 or more	204	0.6%	7,337	13.8%
Mobile home	50	0.1%	17	0.0%
Boat, RV, van, etc.	0	0.0%	15	0.0%

The majority of rental households in the City are low-income, though there is no indication that any racial or ethnic group represents a portion of the rental housing market disproportionate to that group's population in the city. White households make up 49.2 percent of the city's rental households and 48.0 percent of the population. Black or African American households represent 37.7 percent of the city's rental households and 37.8 percent of the City's population.

Table 3.6 details the proportion of renters and owners by race and ethnicity in the region. Householders who identify as Hispanic/Latino are not counted as a separate race; therefore all races total to 100 percent, and all householders of Hispanic/Latino ethnic origin are represented separately.

While renter household figures track closely with city population proportions by race, the homeownership rate is much higher among White households, than for other racial groups. White households comprise 48 percent of all city households, yet 66.4 percent of the owner households are headed by White householders.

Despite this disparity, significant change is reflected when comparing 1990 and 2000 data, with White owner households declining from 78% to 66% and minorities increasing from 22% to 34%.

Table 3.6
Comparison of Tenure by Race to Overall Percentage of Population

		Percent of Owner	Percent of Population
Total	89,003		
Householder who is White alone	23,751	66.4	48.0
Householder who is Black or African American	9,326	26.1	37.8
Householder who is American Indian and Alaska Native alone	145	0.4	0.6
Householder who is Asian alone	499	1.4%	2.1%
Householder who is Native Hawaiian and Other Pacific Islander alone	0	0.0%	0.0%
Householder who is Some other race alone	1,184	3.3%	6.7%
Householder who is Two or more races	872	2.4%	4.9%
Total Owner occupied Households	35,777	100.0%	100.0%
Hispanic or Latino Owner	2,210	6.2%	12.7%
		Percent of Renter Units	**Percent of Population**
Householder who is White alone	26,174	49.2%	48.0%
Householder who is Black or African American alone	20,065	37.7%	37.8%
Householder who is American Indian and Alaska Native alone	334	0.6%	0.6%
Householder who is Asian alone	927	1.7%	2.1%
Householder who is Native Hawaiian and Other Pacific Islander alone	16	0.0%	0.0%
Householder who is Some other race alone	3,557	6.7%	6.7%
Householder who is Two or more races	2,153	4.0%	4.9%
Total Renter occupied Households	53,226	100.0%	100.0%
Hispanic or Latino Renter	6,629	12.5%	12.7%

Supply and Demand, Including Vacancy

Nearly half (47.5 percent) of the City's housing stock is single-family housing. Most of the occupied single family units are owner households (73%of all single family units). It appears that in order for the City to increase homeownership amongst smaller households, including one person households, more multifamily housing stock of various bedroom sizes will have to be made available for sale. A possible resolution would be the conversion of multifamily units to condominiums of one or two bedrooms, which might appeal to the large proportion of individuals in the city who live alone.

The CHAS[1] data categorize the city's housing units by bedroom size. A substantial majority of owner occupied units (28,045 out of 35,758, or 78.4 percent) have three or more bedrooms. Of the remaining 7,700 units, 1,159 units have zero or one bedroom (3.3 percent of all owner units) and 6,554 units have two bedrooms (18.3 percent of all owner units). A slightly higher percentage of the vacant for sale units have zero-to-one bedrooms (9.7 percent, or 159 of the 1,637 vacant for sale units). The majority of the city's vacant for sale units have three or more bedrooms (58.3 percent, or 954 of the vacant for sale units), while the remaining 524 vacant for sale units (32 percent) have two bedrooms.

The rental market is practically the inverse of the owner market. Only 14,330 (26.9 percent) of the 53,235 occupied renter units in the City have three or more bedrooms. Of the remaining occupied rental units in the city approximately 16,000, or 30 percent of all occupied units have two bedrooms.

The vacancy rates in the rental housing market are consistent with the types of units available. The CHAS data show an overall vacancy rate of 9 percent (5,260 total vacant units) in the city's rental housing market. Of these vacant units, nearly one-half (2,175, or 41.3 percent) are zero or one bedroom units; 1,990, or 37.8 percent are two-bedroom units; and the remaining 1,095 vacant rental units (20.8 percent) have three or more bedrooms. In addition, as the housing needs analysis suggests, many households that would otherwise reside in large rental units are unable to afford such units, and are therefore living in smaller, overcrowded units.

[1] Comprehensive Housing Affordability Strategy (CHAS) data, which provide data showing housing problems and the availability of affordable housing, calculated by aggregating census tract level special tabulation data to jurisdiction totals.

Table 3.7 compares bedroom size to household size for all occupied housing units in the city.

Table 3.7
Bedroom Size v. Household Size

	Occupied Units	Percent of All Units	Percent of Renter/ Owner Units		Occupied Units	Percent of All Units	Percent of Renter/ Owner Units
Total:	88,999	100.0%					
Owner occupied:	35,747	40.2%	100.0%				
1-person household	10,011	11.2%	28.0%	Zero or 1 bedroom	1,173	1.3%	3.3%
2 to 4 person HHld	21,877	24.6%	61.2%	2 to 4 bedrooms	32,866	36.9%	91.9%
5 or more person HHld	3,859	4.3%	10.8%	5 or more bedrooms	1,738	2.0%	4.9%
Renter occupied:	53,252	59.8%	100.0%				
1-person household	22,983	25.8%	43.2%	Zero or 1	22,781	25.6%	42.8%
2 to 4 person HHld	25,428	28.6%	47.8%	2 to 4	29,789	33.5%	55.9%
5 or more person HHld	4,841	5.4%	9.1%	5 or more bedrooms	656	0.7%	1.2%

Housing Stock Condition

In the Housing Needs section, it is reported that – according to the Census – there are very few households in the City of Rochester faced with the housing problems of deficient plumbing and kitchen facilities. However, anecdotal evidence, including discussions with local housing staff, indicates that the instance of substandard housing might be higher. The data also show that, except amongst certain subpopulations (such as large families), overcrowding does not appear to be a major issue. Data from the 1998 American Housing Survey suggests that approximately 7.9% of the occupied housing units have moderate to severe physical deficiencies.

Other indicators of the quality of the housing stock can give a slightly more complete picture of the condition of housing in the city. More than half (54.7 percent) of all occupied housing units in the City of Rochester were built before 1940. During the 1990s, 1,797 new housing units were built, which is 2 percent of the total occupied units. Of the city's rental housing stock, 17.8 percent of all rental units have been built since 1970. By contrast, 6.0 percent of the city's owner units were constructed during the same period.

The city's housing stock has expanded since 2000. According to the City's 2004 Annual Financial Report, 38 new residential permits were issued in 2001; 44 in 2002; 23 in 2003; and 27 in 2004. In addition, many permits have been issued for residential remodeling: 547 in 2001; 596 in 2002; 598 in 2003; and 618 in 2004.

The Cost of Housing

Table 3.8 presents the affordability of rental housing by income level and by bedroom size.

The 2005 Rochester MSA, Fair Market Rent (FMR) for a zero bedroom (efficiency) unit is $511 (up from $405 in 2004), while the FMR for a one-bedroom unit is $561 (up from $527 in 2004); the FMR for a two-bedroom unit is $687 (up from $639 in 2004) and the FMR for a three-bedroom unit is $824 (up from $764 in 2004). A summary of the rental affordability data discussed below is provided in Table 3.8

Table 3.8
Summary of Rental Affordability By MFI

Renters Units by # of bedrooms				
Housing Units by Afford ability	0-1	2	3+	Total
1. Rent <= 30%	4,110	1,645	2,255	8,010
# occupied units	3,895	1,320	1,940	7,155
# Occupants <=30%	2,789	680	790	4,257
%occupants <=30%	71.6	51.5	40.7	59.5
#vacant for rent	215	325	315	855
Vacancy Rate	5.2%	19.8%	14.0%	10.7%
2. Rent >30 to <=50%	12,060	8,735	7,015	27,810
# occupied units	10,625	7,325	6,275	24,225
# Occupants <=50%	6,874	4,131	3,740	14,753
%occupants <=50%	64.7	56.4	59.6	60.9
#vacant for rent	1,435	1,410	740	3,585
Vacancy Rate	11.9%	16.1%	10.5%	12.9%
3. Rent >50 to <=80%	7,915	7,140	5,755	20,810
# occupied units	7,480	6,940	5,715	20,135
# Occupants <=80%	5,243	4,192	3,938	13,370

Renters Units by # of bedrooms				
Housing Units by Afford ability	0-1	2	3+	Total
%occupants <=80%	70.1	60.4	68.9	66.4
#vacant for rent	435	200	40	675
Vacancy Rate	5.5%	2.8%	0.7%	3.2%
4. Rent >80%	880	585	400	1,865
# occupied units	790	530	400	1,720
#vacant for rent	90	55	0	145
Vacancy Rate	11.4%	10.4%	0.0%	8.4%
All Occupied Rental Units	24,965	18,105	15,425	58,495
Vacant for Rent	2,175	1,990	1,095	5,260
Vacancy Rate	8.7%	11.0%	7.1%	9.0%

There are 7,155 occupied rental units with monthly costs below 30 percent of Median Family Income (MFI). Of these units, only, 59.5 percent are occupied by households below 30 percent of MFI. Zero and one bedroom units are the most likely to be occupied by a household earning less than 30 percent of MFI – 71.6 percent of the 3,895 units in the category. In contrast, only 40.7 percent of units with three or more bedrooms are occupied by households with incomes below 30 percent of MFI.

(Continued on Next Page)

Figure 3.1

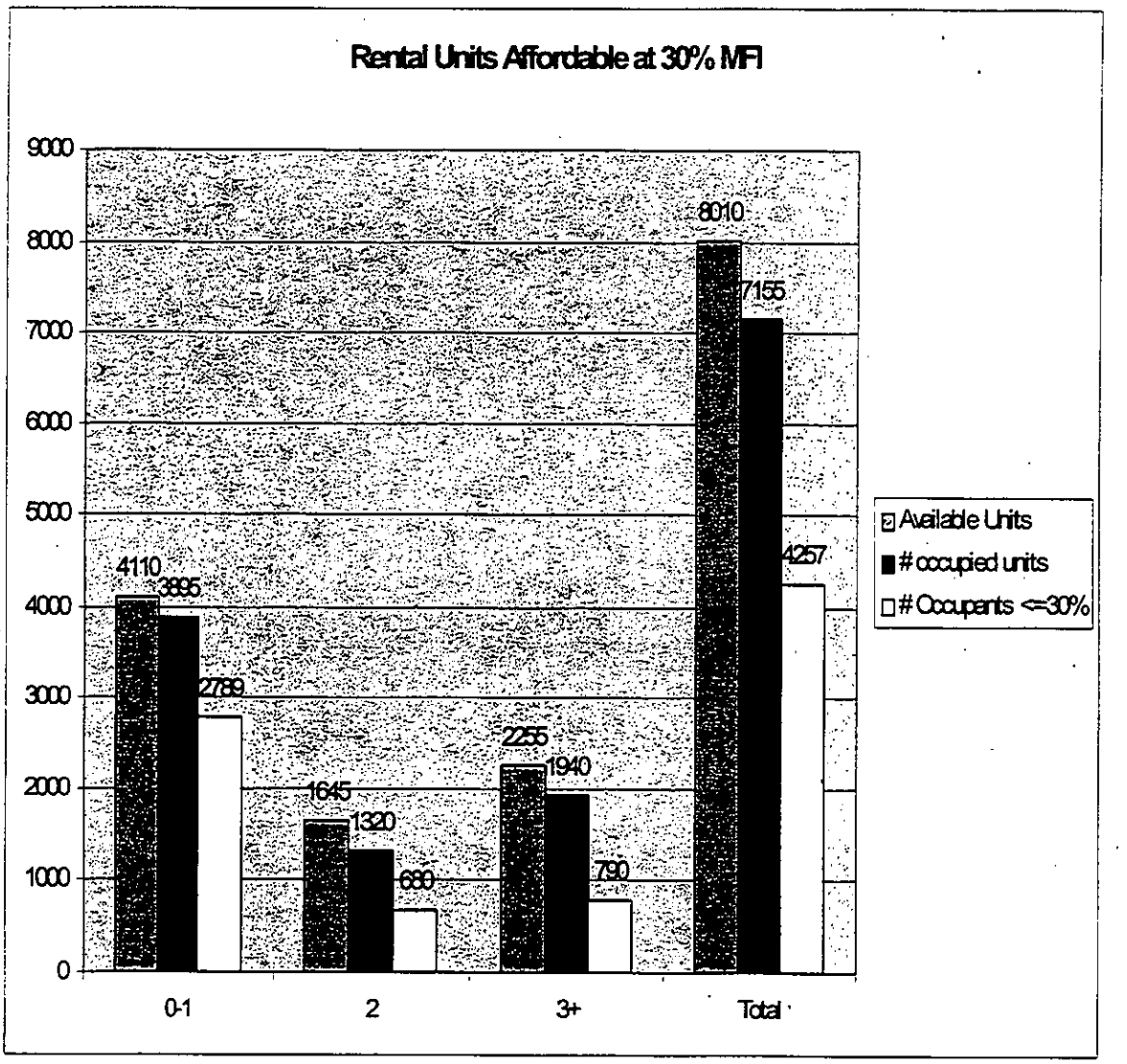
Rental Units Affordable at 30% MFI
9000
8000
7000
6000
5000
4000
3000
2000
1000
0
4110
3895
2789
1645
1320
680
2255
1940
790
8010
7155
4257
0-1
2
3+
Total
Available Units
occupied units
Occupants <=30%

Rental units available to households earning 30 to 50 percent of MFI also exhibit high rates of vacancy – 12.9 percent overall. The highest vacancy rate is for two-bedroom units (16.1 percent). Only 61 percent of the occupants of these units are at or below 50 percent of MFI.

Figure 3.2

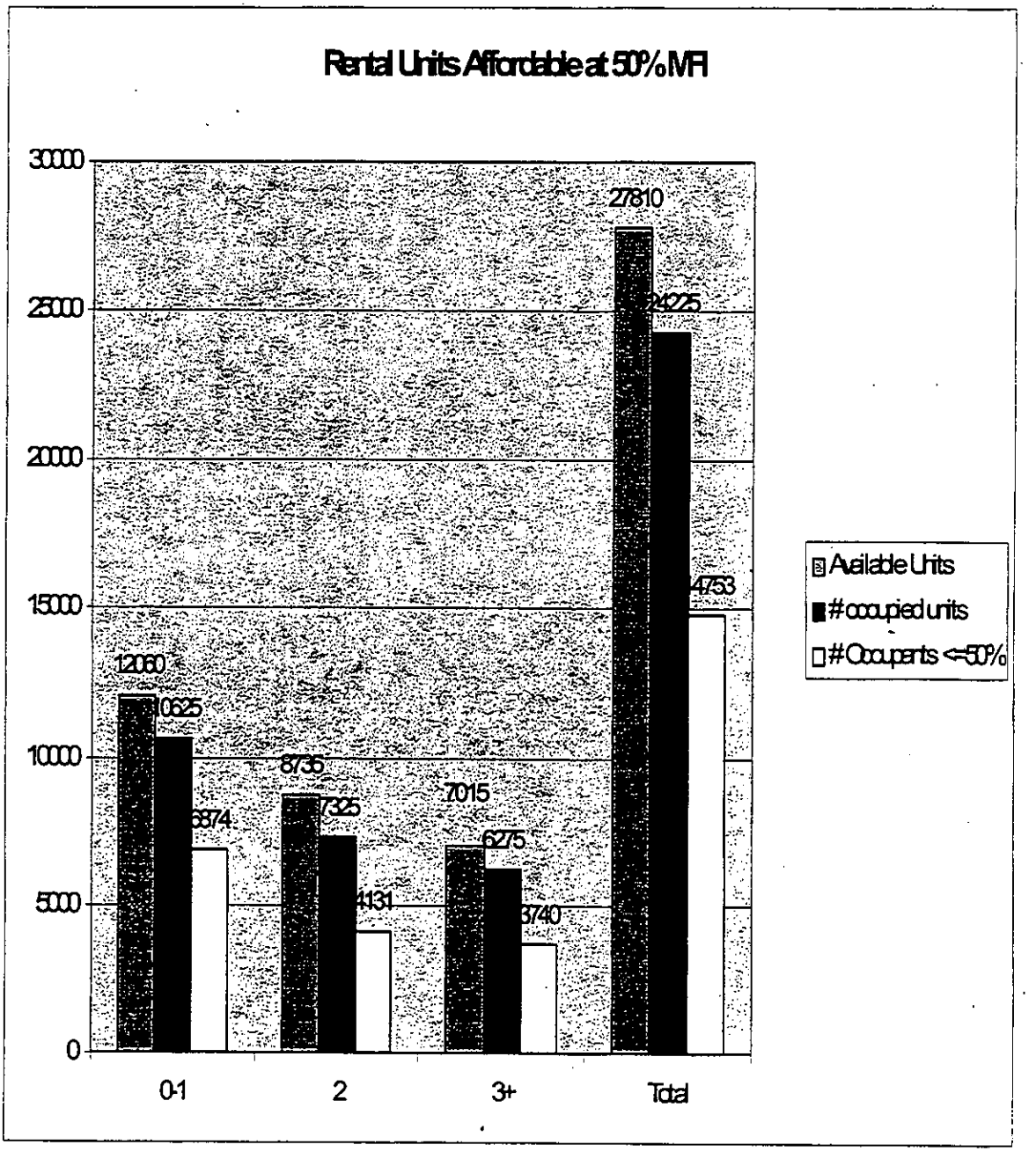

There is a much higher rate of occupancy for rental units affordable at 50 to 80 percent of MFI, with an overall vacancy rate of only 3.2 percent. Of these occupants, 66.4 percent earn below 80 percent of MFI. The vacancy rate for units with three or more bedrooms that are affordable to households below 80 percent of MFI is only 0.7 percent. This indicates that for this category of rental housing, demand exceeds supply.

Figure 3.3

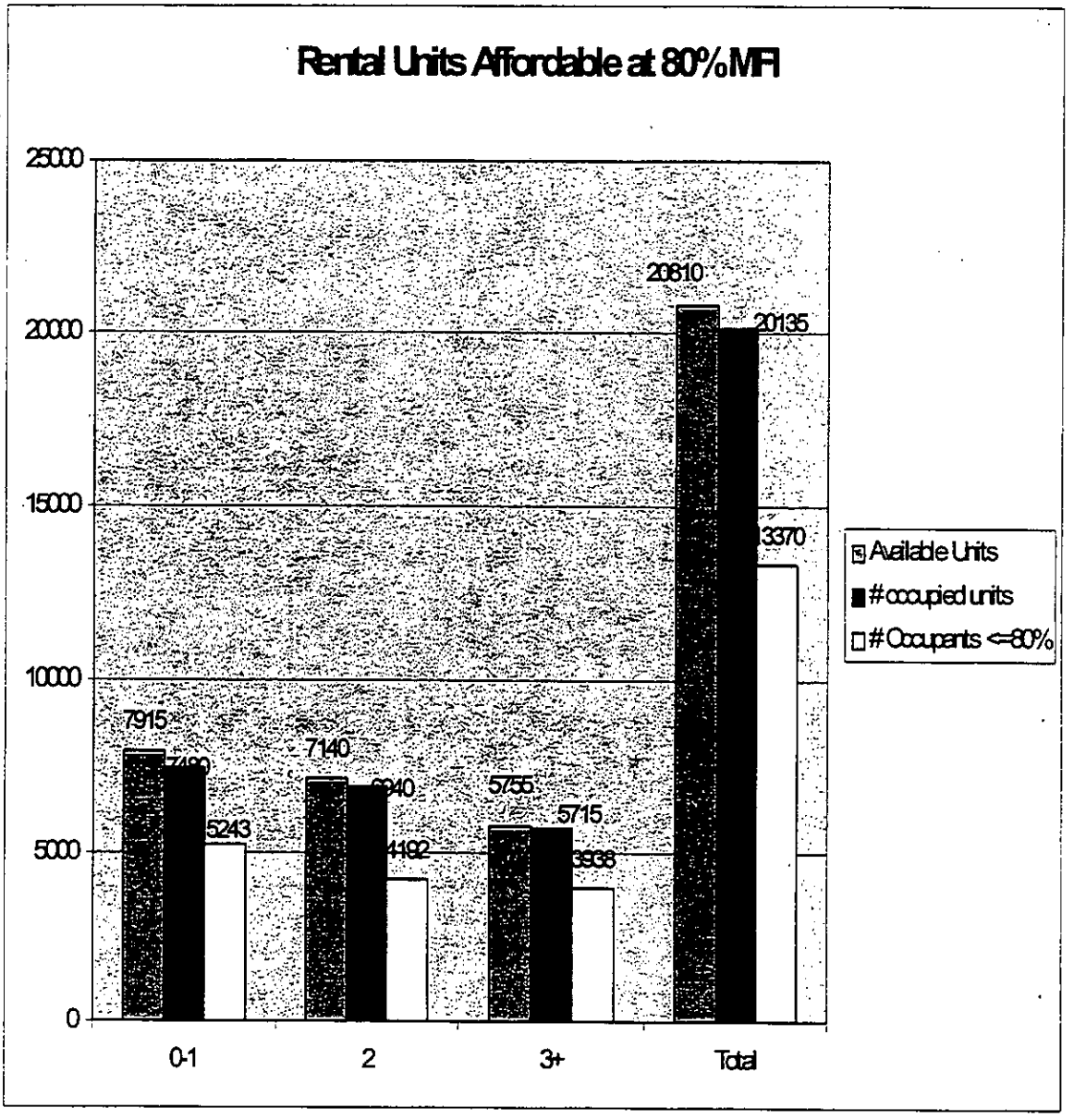

For units affordable to households earning above 80 percent of MFI, there is an overall vacancy rate of 4% and there are no units with three or more bedrooms available for rent.

Table 3.9 provides a summary of the owner affordability data which is discussed below.

Table 3.9.
Summary of Owner Affordability by MFI

	Owner Units by # of Bedrooms			
	0-1	2	3+	Total
Value <= 50%	640	5130	23265	29035
# occupied units	560	4755	22370	27685
# occupants <=50%	220	1655	4675	6534
%occupants <=50%	39.3	34.8	20.9	23.6
#vacant for sale	80	375	895	1350
Vacancy Rate	12.5%	7.3%	3.8%	4.6%
Value >50 to <=80%	434	1410	4030	5874
# occupied units	384	1285	3990	5659
# occupants <=80%	240	571	834	1647
%occupants <=80%	62.5	44.4	20.9	29.1
#vacant for sale	50	125	40	215
Vacancy Rate	11.5%	8.9%	1.0%	3.7%
Value >80%	244	538	1704	2486
# occupied units	215	514	1685	2414
# vacant for sale	29	24	19	72
Vacancy Rate	11.9%	4.5%	1.1%	2.9%
All owner occupied	1318	7078	28999	37395
Vacant for Sale	159	524	954	1637
Vacancy Rate	12.1%	7.4%	3.3%	4.4%

Demand is higher for homeowner units which have a overall vacancy rate of 4.4%. Of units affordable to households whose annual income is at or below 50 percent of MFI, the vacancy rate is 4.6 percent (1,350 units out of a total of 29,035). While most of these vacancies occur in units with three or more bedrooms (895 of the available units), it should be noted that units with three-plus bedrooms make up most (80.8 percent) of all available units in this category. In addition, only 20.9 percent of these units are occupied by households earning 50 percent or less of MFI.

Figure 3.4

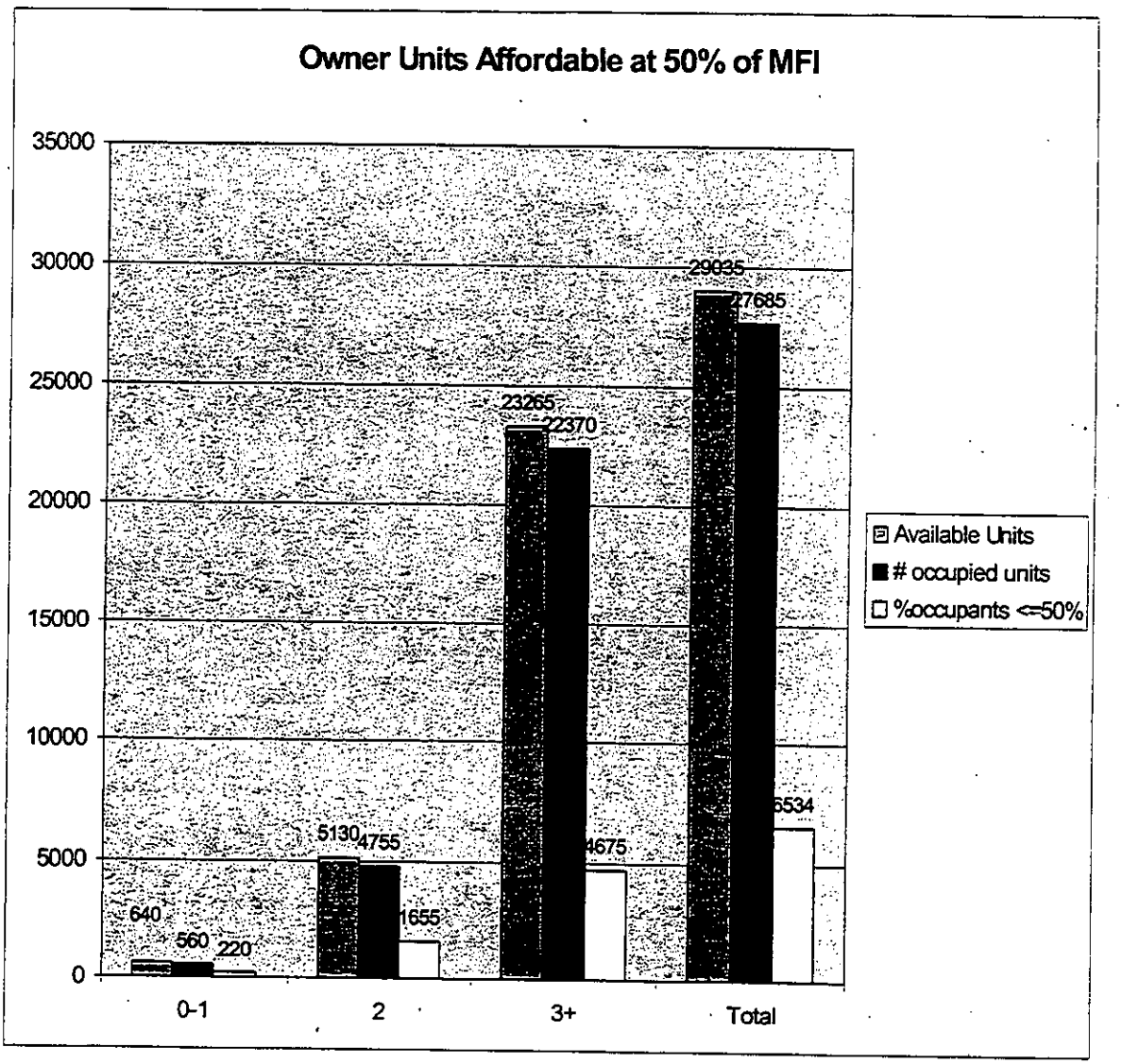

These units alone account for nearly 75 percent of the owner-occupied units in the City. The City should be cautious in identifying low-income candidates for homeownership who find it difficult to meet the demands of owning a home. Low income buyers face challenges such as no credit, poor credit, low-wage jobs and unfamiliarity with basics of mortgage lending and homeownership.

The vacancy rate for zero and one-bedroom units affordable to households at or below 50 percent of MFI is 12.5 percent; however, there are only 640 units in this category, 80 of which are vacant. Of these units, 39.3 percent are occupied by households earning 50 percent of MFI or less.

The vacancy rate decreases somewhat for units affordable to low-income households earning between 50 to 80 percent of MFI. There are 5,659 occupied units in this category, and once again the majority of units (70.5 percent) have three or more bedrooms. But for this category, the vacancy rate is only 1 percent (40 of about 4,000 units). Very few of these units (only 20.9 percent) are occupied by householders earning 80 percent of MFI or less. By contrast, the occupancy rates for zero-to-one bedroom units (62.5 percent) and for two-bedroom units (44.4 percent), by households earning below 80 percent of MFI are substantially higher. However, the actual number of available units is quite low. There are 434 zero-to-one bedroom units that are affordable to low-income households (50, or 11.5 percent, are vacant) and 1,410 two-bedroom units (125, or 8.9 percent, are vacant).

Figure 3.5

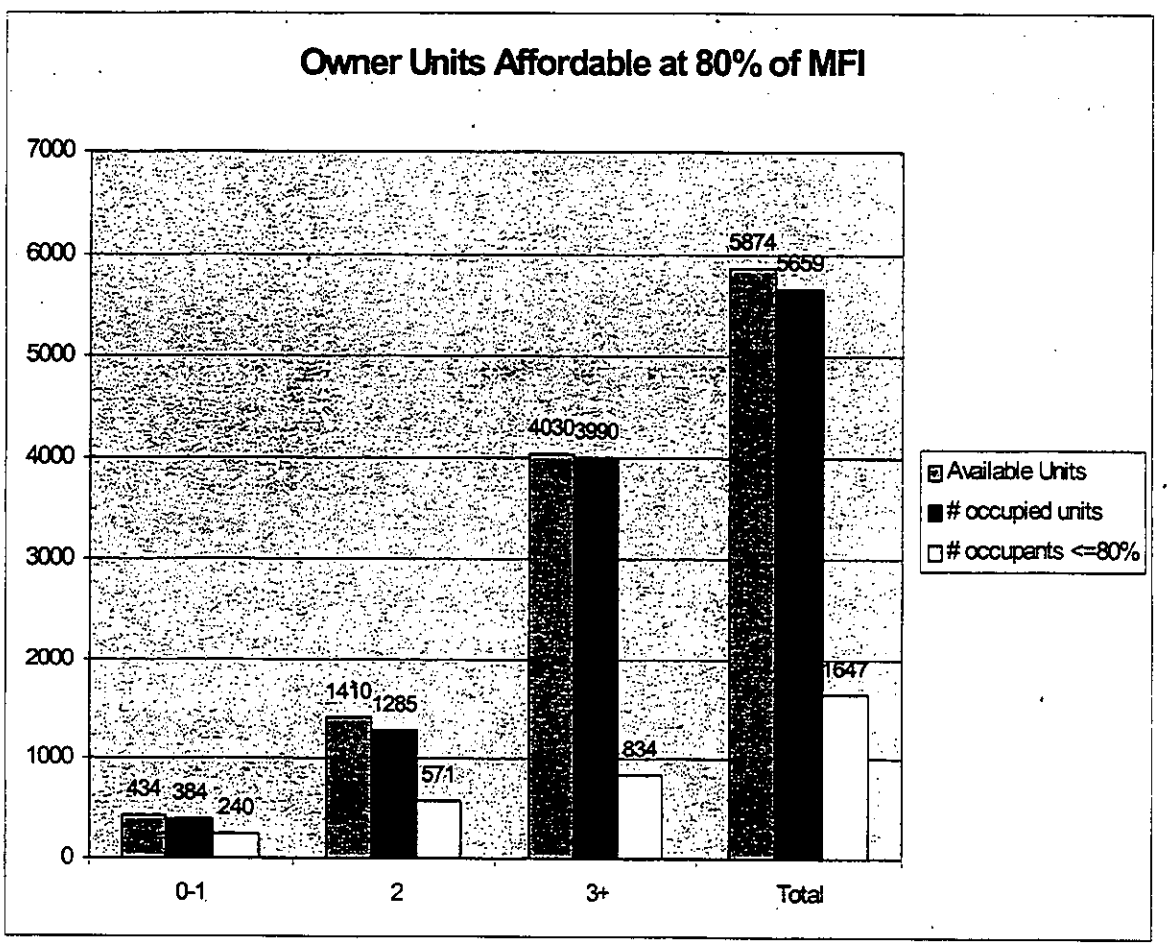

Only a small fraction of the city's homeowner stock is *not affordable* to its low-income households. There are approximately 2,500 units affordable to households earning above 80 percent of MFI. Of these, nearly all (2,414, or 97 percent) are occupied – the vacancy rate is less than 3 percent. Once again, most of these units have three or more bedrooms.

Figure 3.6

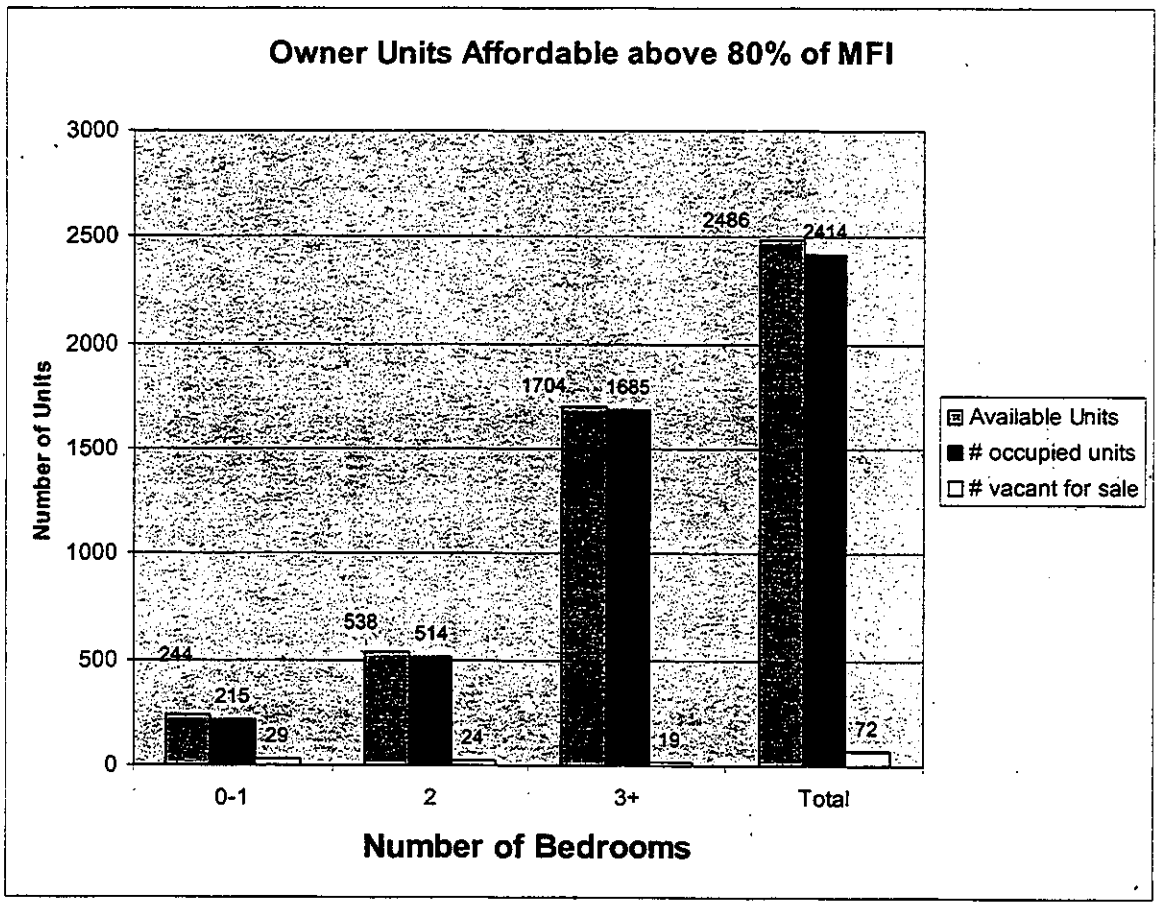

Public Housing

Rochester's public housing inventory is owned and operated by the Rochester Housing Authority (RHA). Of the 2,336 public housing units in the inventory, 56.2 percent (1,312) have one bedroom. Two-bedroom units comprise 17.0 percent of the inventory, and 26.8 percent are three-or-more bedroom units.

Seven separate developments with a combined inventory of 800 units are reserved exclusively for elderly residents. An additional 477 units in six developments are non-designated elderly housing units. That is, they are available either to the elderly or to individuals under 50 years of age who are disabled or handicapped. More than half of these units have one bedroom, and only a small number have two or more bedrooms.

The Housing Authority's public housing stock also includes 13 developments, with a combined inventory of 628 units, reserved exclusively for families. An additional 443 units are in scattered sites around the City, for a total of 1,061 units for families.

Nearly all of these units (728, or 82 percent), are two- or three-bedroom units. An additional 138 units (16 percent) have four bedrooms. Three developments with a total of 235 units accommodate both elderly households and other families. With the exception of twelve units, all of these are one- and two-bedrooms units.

The Section 8 Housing inventory is split more evenly amongst zero-to-one bedroom units (33.8 percent), two-bedroom units (30.5 percent), and three-bedroom units (29.8 percent). There are a total of 6,331 leased Section 8 units at the time of this writing.

HOUSING & COMMUNITY DEVELOPMENT

Housing Needs (91.205)

***Please also refer to the Housing Needs Table in the Needs.xls workbook**

1. ***Describe the estimated housing needs projected for the next five year period for the following categories of persons: extremely low-income, low-income, moderate-income, and middle-income families, renters and owners, elderly persons, persons with disabilities, including persons with HIV/AIDS and their families, single persons, large families, public housing residents, families on the public housing and section 8 tenant-based waiting list, and discuss specific housing problems, including: cost-burden, severe cost-burden, substandard housing, and overcrowding (especially large families).***

2. ***To the extent that any racial or ethnic group has a disproportionately greater need for any income category in comparison to the needs of that category as a whole, the jurisdiction must complete an assessment of that specific need. For this purpose, disproportionately greater need exists when the percentage of persons in a category of need who are members of a particular racial or ethnic group is at least ten percentage points higher than the percentage of persons in the category as a whole.***

Priority Housing Needs (91.215 (b))

1. ***Identify the priority housing needs in accordance with the categories specified in the Housing Needs Table (formerly Table 2A). These categories correspond with special tabulations of U.S. census data provided by HUD for the preparation of the Consolidated Plan.***

2. ***Provide an analysis of how the characteristics of the housing market and the severity of housing problems and needs of each category of residents provided the basis for determining the relative priority of each priority housing need category.***

Note: Family and income types may be grouped in the case of closely related categories of residents where the analysis would apply to more than one family or income type.

3. ***Describe the basis for assigning the priority given to each category of priority needs.***

4. ***Identify any obstacles to meeting underserved needs.***

Community Development (91.215 (e))

***Please also refer to the Community Development Table in the Needs.xls workbook**

1. ***Identify the jurisdiction's priority non-housing community development needs eligible for assistance by CDBG eligibility category specified in the Community Development Needs Table (formerly Table 2B), – i.e., public facilities, public improvements, public services and economic development.***

2. ***Describe the basis for assigning the priority given to each category of priority needs.***

3. ***Identify any obstacles to meeting underserved needs.***

Specific Housing and Community Development Objectives (91.215 (b)) (91.215 (e))

1. ***Describe the priorities and specific objectives the jurisdiction hopes to achieve over a specified time period.***

2. ***Describe how Federal, State, and local public and private sector resources that are reasonably expected to be available will be used to address identified needs for the period covered by the strategic plan.***

3. ***Identify specific long-term and short-term community development objectives (including economic development activities that create jobs), developed in accordance with the statutory goals described in section 24 CFR 91.1 and the primary objective of the CDBG program to provide decent housing and a suitable living environment and expand economic opportunities, principally for low- and moderate-income persons.***
   NOTE: Each specific objective developed to address a priority need, must be identified by number and contain proposed accomplishments, the time period (i.e., one, two, three, or more years), and annual program year numeric goals the jurisdiction hopes to achieve in quantitative terms, or in other measurable terms as identified and defined by the jurisdiction.

Specific Housing Objectives (91.215 (b))

1. ***Describe the priorities and specific objectives the jurisdiction hopes to achieve over a specified time period.***

2. ***Describe how Federal, State, and local public and private sector resources that are reasonably expected to be available will be used to address identified needs for the period covered by the strategic plan.***

3-5 Year Strategic Plan Specific Housing and Community Development Needs and Objectives response:

This section of the Strategic Plan describes the community's goals, objectives and strategies to address the priority needs. Planned accomplishments have also been developed. Public and private resources to implement various strategies are presented in the Action Plan section of this document. The plan contains an analysis of housing assistance needs using specially tabulated 2000 censes data provided by the U.S. Department of Housing and Urban Development. This data is referred to the CHAS data in this document. **The City also identified priority needs in accordance with several needs tables prescribed by the HUD. These tables are contained in Appendix B.**

The strategies and objectives are designed to meet of the three Federal goals for the Consolidated Plan. Regulations state that the Consolidated Plan's activities should meet one of the following three goals:

- **Provide decent housing.**
- **Provide a suitable living environment**
- **Expand economic opportunity**

The City of Rochester in conjunction with Rochester 2010: the Renaissance Plan and the Neighbors Building Neighborhood process have identified four key Goal areas to guide the program. These are identified as:

- **Support Neighbors Building Neighborhoods**
- **Promote Economic Stability**
- **Improve the Housing Stock and General Property Conditions**
- **Respond to General Community Needs**

Goal: Support Neighbors Building Neighborhoods (NBN)

In 1994, the City, in partnership with a variety of neighborhood associations, began a neighborhood planning effort known as Neighbors Building Neighborhoods (NBN). This process involved the preparation of strategic plans and action steps for 10 planning sectors.

In April 1999, the City Council adopted the Rochester 2010: The Renaissance Plan which is the new Comprehensive Plan for the City of Rochester. This Plan now sets the context for the Consolidated Community Development Program.

A high priority need is Planning.

Table 3.10
Planning Strategic Plan

GOAL	OBJECTIVE	STRATEGIES	5 YEAR PLANNED ACCOMPLISHMENTS
Support Neighbors Building Neighborhoods	Planning and Administration	• Design Center • GIS Enhancements & Information Link • Neighborhood Initiatives • Planning	• N/A

Goal: Promote Economic Stability

The City's economic development efforts concentrate on commercial and industrial development through a series of strategies and initiatives designed to encourage investment, and retain and create jobs while strengthening city neighborhoods by providing vital neighborhood services. **The primary goals will be to continue to provide economic development programs and services designed to assist projects which will result in new investment, new job creation or job retention.**

According to the New York State Department of Labor, the unemployment rate for the City of Rochester has increased from 5.6% to 8.3% between 1988 and 2004. This is compared to the County of Monroe unemployment rate increase from 3.5% to 4.7% during the same period.

Table 3.11
Unemployment Rates

UNEMPLOYMENT RATE 1988-2004		
Month/Year	City of Rochester	County of Monroe
November 1988	5.6%	3.5%
November 1989	5.4%	3.4%
November 1990	5.8%	3.2%
November 1991	8.0%	4.5%
November 1992	7.8%	4.4%
November 1993	7.5%	4.2%
November 1994	7.9%	4.5%
November 1995	5.9%	3.3%
November 1996	5.6%	3.1%
November 1997	6.3%	3.5%
November 1998	5.7%	3.2%
November 1999	6.7%	3.7%
November 2000	5.8%	3.3%
November 2001	8.8%	5%
November 2002	9.3%	5.3%
November 2003	9.7%	5.5%
November 2004	8.3%	4.7%

The decrease in the number of jobs is extremely detrimental to the efforts to employ city residents. **The City needs to attract new businesses to the area, as well as create new businesses, especially in high technology jobs.**

Industrial Parks Occupancy

As of January 2005, the following table shows the acreage available and percentage of land developed for City of Rochester industrial parks. While 90% of the land has been developed, efforts need to continue to develop the remaining 18.66 acres.

Table 3.12
Industrial Park Occupancy

Industrial Park	Acreage	Acreage Available	% of Land Developed
Rochester Science Park	37.80	12.8	66
Holleder Technology Park	40.41	0.0	100
High Falls Business Park	26.06	0.0	100
Cumberland Ind. Park	27.00	3.86	86
14621 Industrial Park	10.25	2.00	80
Western Gateway	24.10	0.0	100

Neighborhood Commercial Studies

The City of Rochester Economic Development Department has undertaken a variety of studies in an effort to develop plans for revitalization of neighborhood commercial areas. One such study, the Hunter Study, was completed in 1999. It provided findings and recommendations for economic stabilization and revitalization of neighborhood commercial districts.

Hunter Study Findings

- There is a perception of a lack of convenient parking in commercial areas.

- Neighborhood retail should realize a competitive advantage by continuing to provide a unique and genuine experience to the consumer. A few ways to encourage economic health are to provide management and skills training programs for business owners, promote Rochester's existing business resources and unique features, market to potential entrepreneurs, and expand risk or venture capital pools for local business development.

- The Northeast area needs to continue working on the perception of the area as the place to get a good deal on commercial space and make money. A loan to grant program, funds for business associations, façade improvement, and development of a marketing plan and materials should all be considered. The Southwest area should consider targeting both sides of the same block to begin the creation of a destination area. This could create new shopping opportunities in retail, create a restaurant row and/or gallery row. City wide, there is a high demand for grocery stores, drug stores and eating establishments.

7 steps needed to attract private investment and reinvestment:

1. **Redevelopment**--Anchor stores are needed to ensure that small, older buildings have a future.

2. **Business Attraction**--3 approaches:
   a. Seek to establish a mix of stores that fits the nearby trade area demand pattern.
   b. Emphasize clusters/niches or stores, creating destination centers that serve a broader trade area.
   c. Seek entrepreneurs, regardless of their specialty, who will attract trade from a wider area.

3. **Customer Attraction**--

   a. Create temporary, additional spending opportunities such as flea markets, farmers markets and arts & crafts events.
   b. Create festive occasions with food, music and entertainment that will draw crowds, especially those who don't normally shop locally.
   c. Cooperative advertising.

4. **Removing Impediments**--A local business committee should reach consensus on conditions detrimental to increasing sales and appealing to new businesses, and schedule improvements. These may include:

   a. Location, amount and price of parking;
   b. Obstacles in securing permits for expansion and modifications of commercial buildings;
   c. Perception of unsafe conditions.
   d. Excessive litter/trash;
   e. Neglected storefronts and signs, and unattractive physical surroundings and lighting.

5. **Strengthen Operator's Skills**-Operators of retail and service businesses may need information on window treatment, customer service, marketing and other subjects. An incubator program to assist area residents to start their own business should be part of the revitalization plan.

6. **Cooperative Management**--Commercial areas need an active group of business and property owners who meet regularly, plan and oversee activities, and share responsibilities. Business Improvement Districts are important.

7. **Building Nearby Customers**--Most older neighborhood commercial areas have more retail space than is required by the nearby population. City redevelopment plans should consider replacing surplus one-story commercial properties with new residential structures.

The Brooks Landing/Genesee Street Study noted that a mix of residential, commercial and educational uses that begin to create an urban village would be desirable. The University of Rochester should be included in development efforts. Visioning workshops and informal meetings have been conducted. Design and planning recommendations were made and a set of design guidelines were developed. A group developed an inventory of businesses, land uses and vacancies, and participated in a design Charrette and the Genesee Street visioning session.

The North Clinton Avenue Revitalization Study reviewed the La Marketa project area. The plan for this area includes the development of 20,000 square feet of commercial retail space, parking facilities, and a public plaza. Heavy pedestrian traffic and sizable purchasing power require retail and consumer service. Impediments to development include deteriorated and vacant buildings, sporadic retail blocks, perceived high crime, and neglect.

Getting to the point of assisting businesses, through financial assistance, technical assistance, or physical improvements is not without obstacles. Availability of adequate and affordable capital, remaining competitive, being innovative and proactive, and developing business and governmental partnerships all need to be addressed. In short, business investment is not automatic. It must be nurtured in a comprehensive manner.

The high priority needs are are Economic Development Direct Financial Assistance to For-Profits and Economic Development Technical Assistance.

Table 3.13
Economic Development Strategic Plan

GOAL	OBJECTIVE	STRATEGIES	5 YEAR PLANNED ACCOMPLISHMENTS
Promote Economic Stability	Economic Development / Improve Economic Opportunities for Low Income Persons	• Business Assistance Program • Business Association Support • Commercial Building Renovation Program • Commercial Loan Fund • High Technology of Rochester • Industrial Revolving Loan Fund • Matching Grant for Architects • Matching Grant Sign Program • MESBIC • Pre-Development Grant Program • Security Camera/Lighting Grant • Security Matching Grant Program • Signage Program • Targeted 50/50 Matching Grant Façade • Technical Assistance Service	• 975 businesses • 60,000 people • 53 public facilities

Goal: Improve the Housing Stock and General Property Conditions

For six years preceding the adoption of the Renaissance Plan (1993-1999), the City's housing efforts were guided by a formal policy upon which the specific strategies designed to address the needs identified in the Consolidated Plan were based. That policy supported:

- **Increased homeownership, primarily through re-occupancy of vacant houses**

- **Provision of decent and affordable rental housing**
- **Development of a broader range of housing opportunities for low-income persons in areas outside of the city**

During that period, the City pursued several housing initiatives which continue to be the cornerstones of current programs. they were:

- **The Housing Occupancy Initiative**
- **The Rental Strategy**
- **The Community Choice Action Plan**

The implementation of these initiatives were viewed as actions crucial to reversing the tend of disinvestment which had gripped many neighborhoods.

The **Housing Occupancy Initiative** was developed in response to concern over the growing number of vacant residential properties in the city and the declining number of owner-occupant home owners. The initiative was designed as a cohesive, systemic approach which incorporated the following features:

- A more aggressive approach targeting derelict properties for demolition
- Financing, in the form of loans and grant to assist in the rehabilitation of properties for re-occupancy
- Developing capacity among nonprofit developers in order to acquire, rehabilitate and resell vacant houses
- Establishing the Home Store as a homeownership training and financing center for first time homebuyers

Table 3.14
Housing Initiative Results - July 1, 1993 TO June 30, 2004

Phases	Program Categories		
	Demolition	Reoccupied Vacant Houses	New Construction
I 7/93-4/95	131	174	80
II 5/95-6/96	128	187	90
III 7/96-6/97	129	132	41
IV 7/97-6/98	137	165	30
V 7/98-6/99	116	236	33

Phases	Program Categories		
	Demolition	Reoccupied Vacant Houses	New Construction
VI 7/99-6/00	140	190	44
VII 7/00-6/01	231	375	36
VIII 7/01-6/02	266	324	36
IX 7/02-6/03	275	223	34
X 7/03-6/04	188	284	20
Total	**1741**	**2290**	**444**

While the Community Choice Action Plan was developed as a Fair Housing Strategic Plan, it nonetheless has resulted in a renewed recognition that the city must seek to become a more socio-economically integrated community. The extreme concentration of poverty in Rochester (73% of all persons below the poverty level in Monroe County are city residents) must be countered if the city is to remain viable.

The Choice Plan includes a series of programs, projects and initiatives which are designed to attract middle-income homeowners and renters. A number of these approaches are targeted at improving the marketing of the city and its image, while others are directed toward the revitalization of depressed neighborhoods as new residential communities with housing for a wide range of income groups.

One stark realization emerged from the City's analyses which produced the Housing Occupancy Initiative and Rental Strategy-the magnitude of the need for affordable housing among lower income residents greatly exceeds the resources which are currently available to provide such assistance.

A major obstacle to addressing the affordable housing needs of the community is insufficient resources. By way of example, the locally controlled resources available for rental housing are dwarfed by the overwhelming need of extremely low income renters for cost relief. The Rental Strategy identifies HUD, Low Income Tax Credits and NYS financing, as well as private lending, as the primary funding vehicles. While the City and the Greater Rochester Housing Partnership are envisioned as "gap" financiers. One problem presented by this financing scenario is the lack of local control over needed resources. Furthermore, HUD and NYS assistance programs, particularly Low Income Housing Tax Credits, are complicated and require a level of expertise which smaller, less experienced developers are unable to provide, thus limiting their access to these sources.

Significant funding is annually committed and expended to address the housing needs of lower income households by public agencies other than the City of Rochester. The annual operating budget for public housing and the Section 8 Rental Assistance Program operated by the Rochester Housing Authority is more than $30 million. In addition, approximately $75 million is expended annually through the Monroe County Department of Human and Health Services in shelter payments.

The primary program delivery models for much of the rental assistance funding available locally, (i.e., Section 8 and public assistance, is "tenant-based"). That is to say, funds are provided to, or on behalf of, a particular household for some portion of their monthly housing expenses, essentially functioning as an income supplement. The City has adopted a "project-based" model for the delivery of its rental assistance. In this manner, subsidies are provided for the development or acquisition of specific rental units which must remain affordable for an extended period of time (up to 30 years). The City's priority is to effectively utilize its limited resources in a manner which results in the delivery of affordable housing on a long-term basis, thus ensuring that lower income households will enjoy a long-tern benefit.

While the City has developed and pursued new strategies to address affordable housing, it has not abandoned one of its principle methods of addressing the continuous need created by an aging housing stock - rehabilitation. While the U.S. Census characterizes the City's housing stock as having a median age of 51 years, locally developed estimated of the stock place the average age at over 70 years. Rehabilitation of housing stock has long been the cornerstone of the housing activities funded by the Community Development Block Grant. Over the past 25 years funding has annually been provided for both owner-occupant and investor-owned properties. Those activities remain as important elements of the City's affordable housing activities.

Access to capital is not only of concern because of the community's rental housing needs, but is a significant issue impacting homeownership as well. Information on mortgage lending practices made available through the Home Mortgage Disclosure Act has historically shown significant disparities between the central city and outlying suburban areas. The data for the Rochester MSA has consistently shown:

- Mortgage lending rates in the city are less than half that of the remainder of the MSA;
- Mortgage lending is limited in city Census tracts with high minority concentrations;
- Loan denial rates in the city are as much as 70% higher than in the balance of the MSA;
- Members of minority groups are two to three times as likely to be denied a loan.

While progress has been made in recent years, local lenders must continue to re-examine their credit policies and practices. The City's goal of increasing homeownership and providing decent rental housing cannot be achieved if financing is not made available in a responsible fashion.

Housing Needs Assessment

The housing needs assessment examines the housing needs for various subsets of the City of Rochester's population. Unless otherwise noted, information in this section comes from the CHAS data[1], which is summarized in the Housing Needs Table (Appendix B).

This section uses the CHAS data to describe the housing needs of Extremely Low Income (30 percent of less of Median Family Income (MFI)), Low Income (30 to 50 percent of MFI), and Moderate Income Households (50 to 80 percent MFI). For each category, the information is further divided by renters and owners, and by elderly, small, large and other households.

The analysis of available information indicates that extremely low-income renter households (earning less than 30 percent of Median Family Income) experience the most acute housing need for all population subsets in the City. Additional need is found for large families of all income levels, which indicates that the existing housing stock does not effectively meet the needs of large families. A third area of significant need is for elderly homeowners. Given the high degree of cost burden and housing problems experienced by members of these groups, the housing needs indicate that beneficial strategies for Rochester are: rental assistance to low and extremely low income households; homeowner assistance to moderate income households (with targeted outreach to large families), and a homeowner rehabilitation program for elderly households. The rental assistance needs have typically been addressed through the Rochester Housing Authority's Section 8 voucher program. Both CDBG and The HOME program have traditionally been used by the City for homeowner assistance.

Extremely Low Income (Households Below 30 percent of Median Family Income)

There are 22,676 extremely low income households. Of these, 19,297 (85.1 percent) are renters and 3,379 (14.9 percent) are homeowners. All household typed have significant housing problems, ranging from 68.4% of elderly renter housiholds to 92.8% of large renter households.

Nearly all of the small and large related renters face some type of housing problem (91.2 percent for the former and 92.8 percent for the latter). The CHAS data indicates that the most common problem is rent burden, which is a monthly rental cost in excess of 30 percent of gross monthly income. For small related rental households, 90 percent are rent burdened, and for large related rental households, 90.5 percent experience a cost burden.

Those with the most need among extremely low income homeowners are elderly households (1,412 households, 42 percent of the extremely low income homeowner households). All of the elderly households with a housing problem (72 percent) are burdened by the cost of housing. While there are fewer small related and large related households than there are elderly households (29 percent and 9 percent, respectively), the prevalence of housing problems is in fact higher than for elderly households. Of the 988 small related homeowner households in this group, 858 (86.8 percent) have some housing problem. Not surprisingly, given the low income status of these households,

[1] Comprehensive Housing Affordability Strategy (CHAS) data, which provide data showing housing problems and the availability of affordable housing, calculated by aggregating census tract level special tabulation data to jurisdiction totals.

86.4 percent (854 households) experience monthly costs in excess of 30 percent of gross income. As for the large related households, 264 of the 314 (84.1 percent) have housing problems. In 254 households (80.9 percent), their monthly housing costs are in excess of 30 percent of gross monthly income. In both large and small related households, the prevalence of monthly costs in excess of 50 percent of gross monthly income is nearly as profound; 749 small related households (75.8 percent) and 220 (70.1 percent) large related households face monthly housing costs in excess of 50 percent of gross monthly income.

Housing problems were identified in 70.7 percent (470) of the other 665 extremely low income homeowner households (20 percent of total low income homeowner households). The same number of households was found to have a cost burden of greater than 30 percent; most households in fact have a cost burden in excess of 50 percent (66.9 percent).

Taken as a whole, the data indicates that extremely low income households face a considerable financial burden in paying for housing. The primary need for this income group is quality, affordable housing. That need may be met for renters by either providing lower cost housing or with the provision of rental assistance.

Low Income Households (30 to 50 percent of Median Family Income)

According to the 2000 CHAS data. There are 14,791 Low Income households in Rochester of these households, 4,107 (27.8 percent) are homeowners and 10,684 (72.2 percent) are renters. A little more than one-third (36.6 percent) of renters are in Small Related households. Of these 3,915 households, 76.1 percent (2,980 households) have some housing problem. Much like for the extremely low income households, the rate of cost burden is nearly equal to the overall occurrence of problems – with 73.2 percent (2,865 households) experiencing monthly rental costs in excess of 30 percent of gross income. However, in contrast to the extremely low income cohort, the number of households with severe cost burden (costs in excess of 50 percent) is much lower for the renter households in the low income category. While 73.2 percent of the small related households have a cost burden, as mentioned above, only 20.1 percent (785 households) have a severe cost burden (monthly rental costs in excess of 50 percent of gross monthly income).

Among the other low income renters, there are 1,749 Elderly households (16.4 percent), 1,230 large related households (11.5 percent), and 3,790 (35.5 percent) households in the All Other Households category. The lowest instance of housing problems is found among the Elderly households, where slightly more than half (51.7 percent of 904 households) have housing problem. As is consistently the case, cost burden tracks housing problems closely: 885 elderly households (50.6 percent) have cost burden in excess of 30 percent. For both large related and other households, the incidence of housing problems is still above 70 percent, with most households have a cost burden in excess of 30 percent (60.6 percent and 69.4 percent, respectively) .

Low income homeowner households have a greater tendency to be by elderly. This group leads the distribution of households in this category with 1,898 households or 46% of all owners. Among, elderly low income households 46 percent (874) have problems; 45.5 percent (864) have a cost burden in excess of 30 percent, but only 16 percent (304) have a cost burden in excess of 50 percent. There are 1,125 small related households, 405 large related households, and 679 households in the all other households category.

The other household types still have substantial of housing problems; 345 of the 405 large related households have some type of housing problem (85.2 percent), yet only 74.1 percent (300 households) have a cost burden. This indicates that some households may be suffering from overcrowding (more than one person per room), a common result of larger households trying to find affordable housing. In contrast, for both small related households and all other households, the rate of any housing problems tracks the rate of cost burden much more closely.

Moderate Income Households (50 to 80 percent of Median Family Income)

There are 18,002 moderate income households. Of these, 10,922 (60.7 percent) are renters and 7,080 (39.3 percent) are homeowners. For the most part, there is a considerable drop-off in the prevalence of housing problems for the households in this category. Of the rental households, 1,218 are elderly, 3,594 are small related, 935 large related, and the remaining 5,175 are all other households. In no category do more than 35 percent of households have housing problems

Slightly more than 2,000 of the moderate income homeowner households are elderly (29%) , with 17.9 percent (368) having housing problems. As is consistently the case with the elderly households, cost burden seems to be the most prevalent problem with 364 or 17.7% of elderly households having a cost burden in excess of 30 percent.

It is notable that the prevalence of housing problems amongst the other household types in this category is slightly high – 55.5 percent of small related (1,490), 41.7 percent of large related (433) and 66.6 percent of all other households (869) identified as having a housing problem. For both small related and all other households, the problem is most likely the cost burden, which affects 53.8 percent and 65.9 percent of households, respectively. However, with large related households, there is once again a spread between housing problems (41.7 percent) and cost burden (only 27.3 percent). This is again indicative of overcrowding problems, which are more prevalent among large households that try to accommodate their budgets by living in smaller housing units.

Renters and Homeowners

According to 2000 Census data, there are approximately 89,000 households in the City of Rochester. Nearly 60 percent of the households (53,252) are renters, and the remaining 40 percent (35,747) are homeowners. Homeowner households (2.54 persons per household) are on average slightly larger than renters (2.24 persons per household).. Part of this may be due to the fact that a higher proportion of homeowner households are family households (64 percent, compared to 45 percent of rental households), and also due to the fact that there is a high proportion of one-person renter households in the City of Rochester. See Maps 4 and 5 which show locations where there are concentrations of renter and owner households.

Owner households are primarily comprised of families (64%), while the majority of renter households are non-family (55%). There are over 10,000 owner households comprised of single persons or nearly 30% of all homeowners. Single person renter households total 22,983 or 43% of all renters. In combination, there are nearly 33,000 single person households which represent 37% of all city households. Table 3.15 and Figure 3.7 depict this information.

Renter Occupied Housing Concentration In Rochester, NY

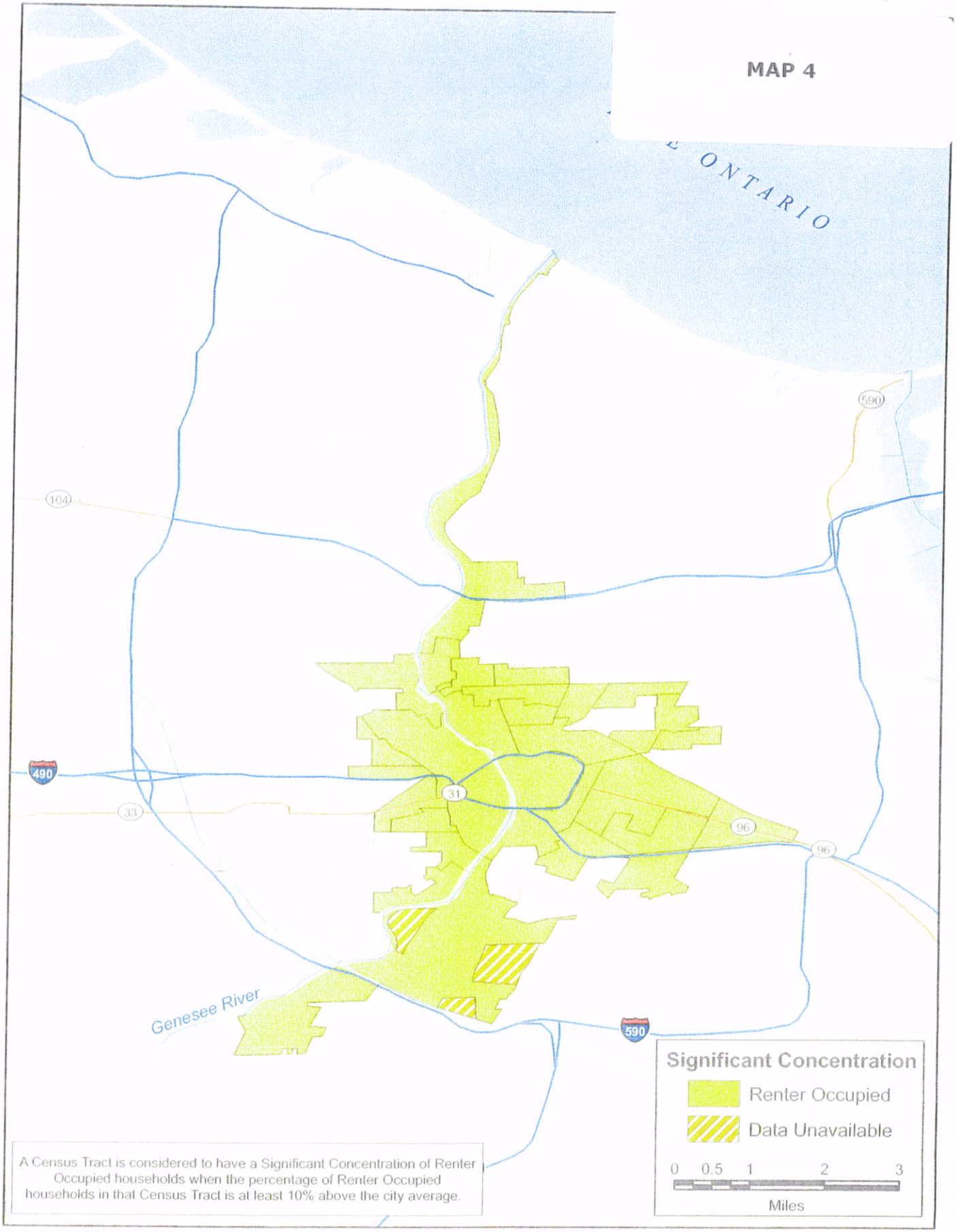

A Census Tract is considered to have a Significant Concentration of Renter Occupied households when the percentage of Renter Occupied households in that Census Tract is at least 10% above the city average.

Owner Occupied Housing Concentration In Rochester, NY

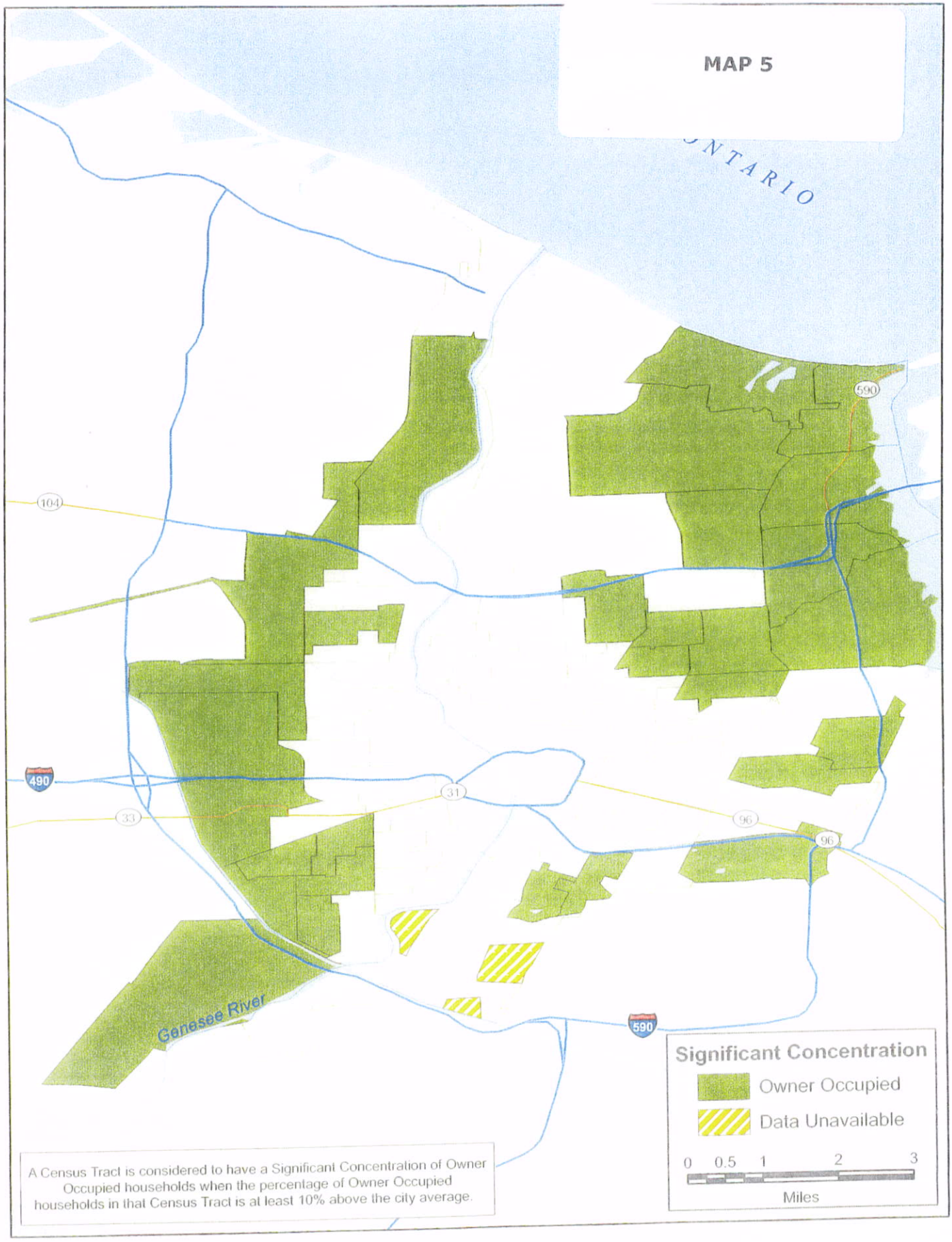

A Census Tract is considered to have a Significant Concentration of Owner Occupied households when the percentage of Owner Occupied households in that Census Tract is at least 10% above the city average.

Table 3.15

Tenure by Household Type, Including Living Alone		
Owner occupied:	35,747	**% of all Owner HHlds**
Family households:	22,970	64.3%
Married-couple family:	15,447	43.2%
Other family:	7,523	21.0%
Male HHldr, no wife	1,855	5.2%
Female HHldr, no hsbnd	5,668	15.9%
Nonfamily households:	12,777	35.7%
Male householder:	5,921	16.6%
Living alone:	4,364	12.2%
Female householder:	6,856	19.2%
Living alone:	5,647	15.8%
Renter occupied:	**53,252**	**% of all Renter HHlds**
Family households:	24,195	45.4%
Married-couple family:	6,851	12.9%
Other family:	17,344	32.6%
Male HHldr, no wife	2,299	4.3%
Female HHldr, no husband	15,045	28.3%
Nonfamily households:	29,057	54.6%
Male householder:	14,863	27.9%
Living alone:	11,492	21.6%
Female householder:	14,194	26.7%
Living alone:	11,491	21.6%

Figure 3.7

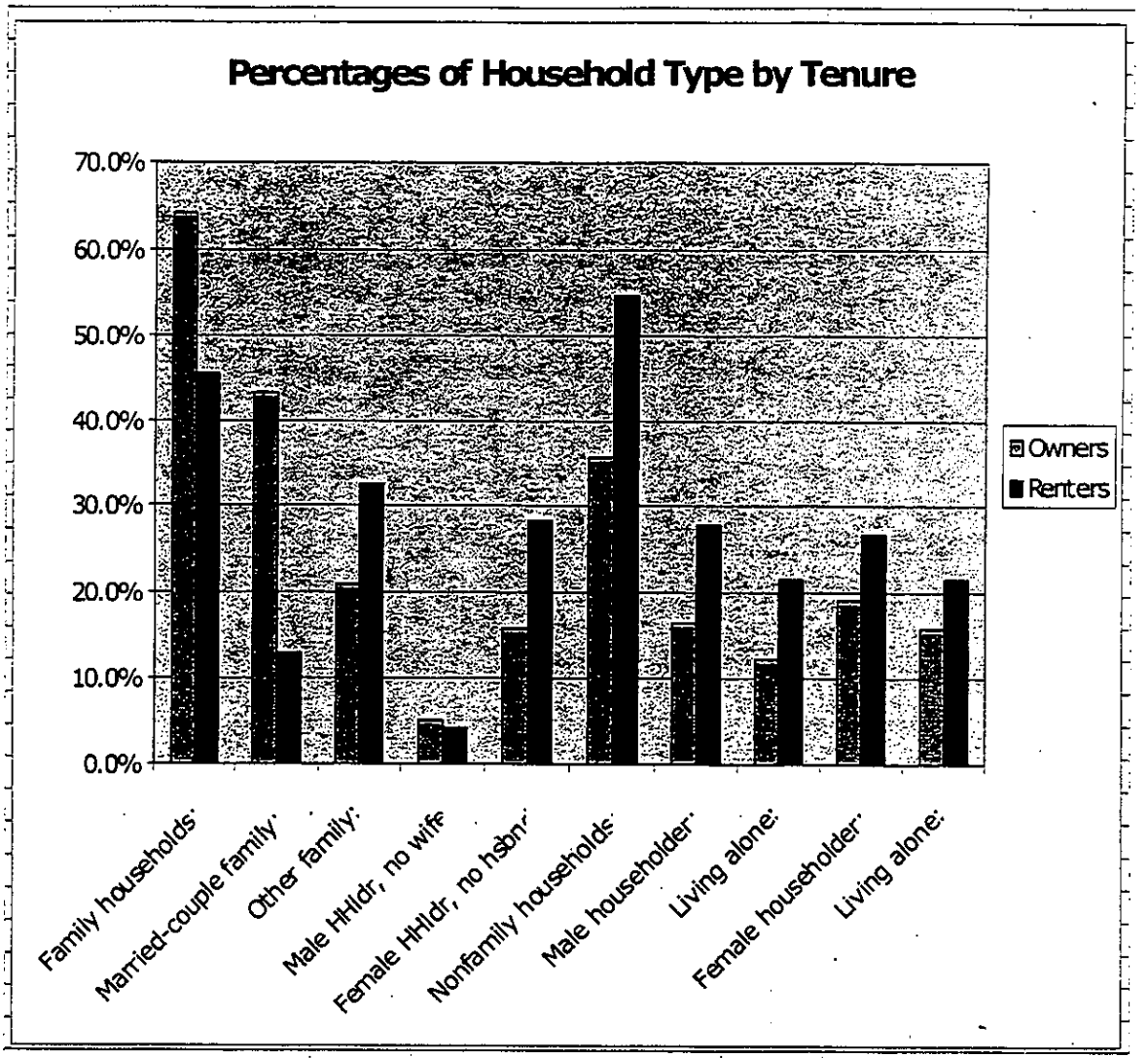

According to the CHAS data (which does not include households above 80 percent of Median Family Income in its Housing Needs table), there are 41,288 renter households that are moderate income or below. In contrast, there are only 14,566 homeowner households included in the analysis. Since there are about 89,000 households in the City, it can be estimate that there are roughly 33,000 households above 80 percent of Median Family Income. Since Rochester has about 53,000 renter households, and about 41,000 are below 80 percent of MFI, we can also deduce that there are about 12,000 renter households above 80 percent of MFI. The same holds for homeowner households, of which there are roughly 20,000 above 80 percent of MFI. In other words, lower income households are over-represented in the rental housing market. As income increases, so does the homeowner rate. (See Table 3.16)

Table 3.16
Tenure by Income Level

	Renters	Percent Renters	Owners	Percent Owners	Total Households
0 to 30%	19297	85.1%	3379	14.9%	22676
30 to 50%	10684	72.2%	4107	27.8%	14791
50% to 80%	10922	60.7%	7080	39.3%	18002
Total < 80%	40903	73.7%	14566	26.3%	55469
> 80%	12282	36.7%	21175	63.3%	33457
Rochester	53185	59.8%	35741	40.2%	88926

Figure 3.8

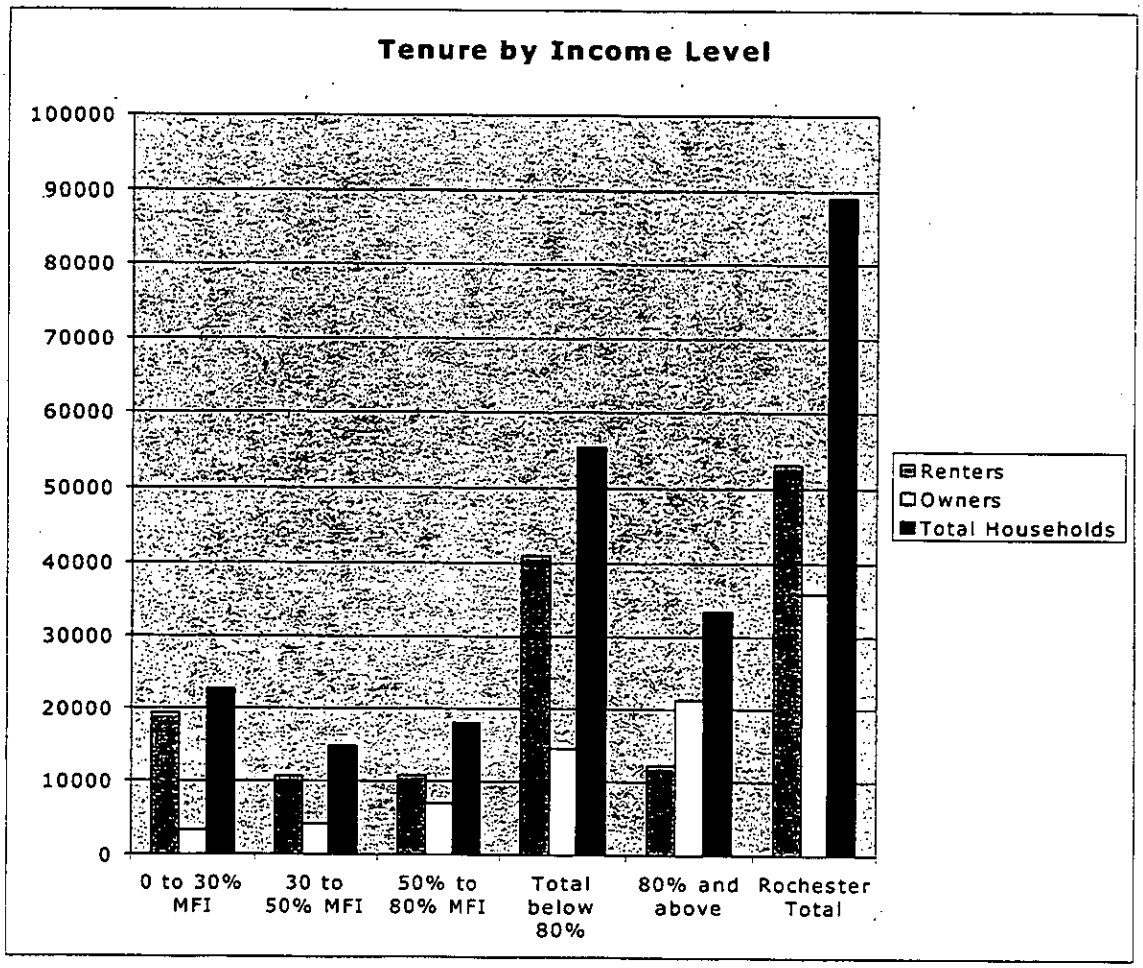

Populations with Special or Particular Housing Needs

This section includes a discussion of the specific housing needs (to the extent the data is available) of elderly persons, persons with disabilities, including persons with HIV/AIDS and their families, single persons, and large families. The housing needs of public housing residents and households on public housing and section 8 waiting lists are discussed in the subsequent section.

Elderly (65 years and over)

The needs of the elderly were to some extent identified in the discussion of general housing needs by income category above, using CHAS information in the housing needs table. This discussion highlights that information, while the subsequent section includes a discussion of elderly disabled householders, utilizing data from CHAS tables that summarize Mobility and Self Care Limitation.

There are a total of 14,845 elderly households in the City of Rochester, which represents 16.7 percent of all households. Of the, 11,528 (77.3 percent) are below 80 percent MFI and 3,317 (22.7 percent) are above 80 percent MFI. Of these households below 80 percent, 5,363 (46.5 percent) are owners and 6,165 (53.5 percent) are ***renters.***

Table 3.17
Elderly Need by Tenure and Income Level

Elderly Households	Renters	Percent Renters	Owners	Percent Owners	Total Households	
0 to 30% MFI	3198	69.4%	1412	30.6%	4610	
w/ Any Problems	2188	68.4%	1017	72.0%	3205	
30 to 50% MFI	1749	48.0%	1898	52.0%	3647	
w/ Any Problems	904	51.7%	874	46.0%	1778	
50% to 80% MFI	1218	37.2%	2053	62.8%	3271	
w/ Any Problems	383	31.4%	368	17.9%	751	
Total below 80%	6165	53.5%	5363	46.5%	11528	77.7%
w/ Any Problems	3475	56.4%	2259	42.1%	5734	
80% and above	674	20.3%	2643	79.7%	3317	22.3%
w/ Any Problems	89	13.2%	108	4.1%	197	
Rochester Total	6839	46.1%	8006	53.9%	14845	
w/ Any Problems	3564	52.1%	2367	29.6%	5931	

Figure 3.9

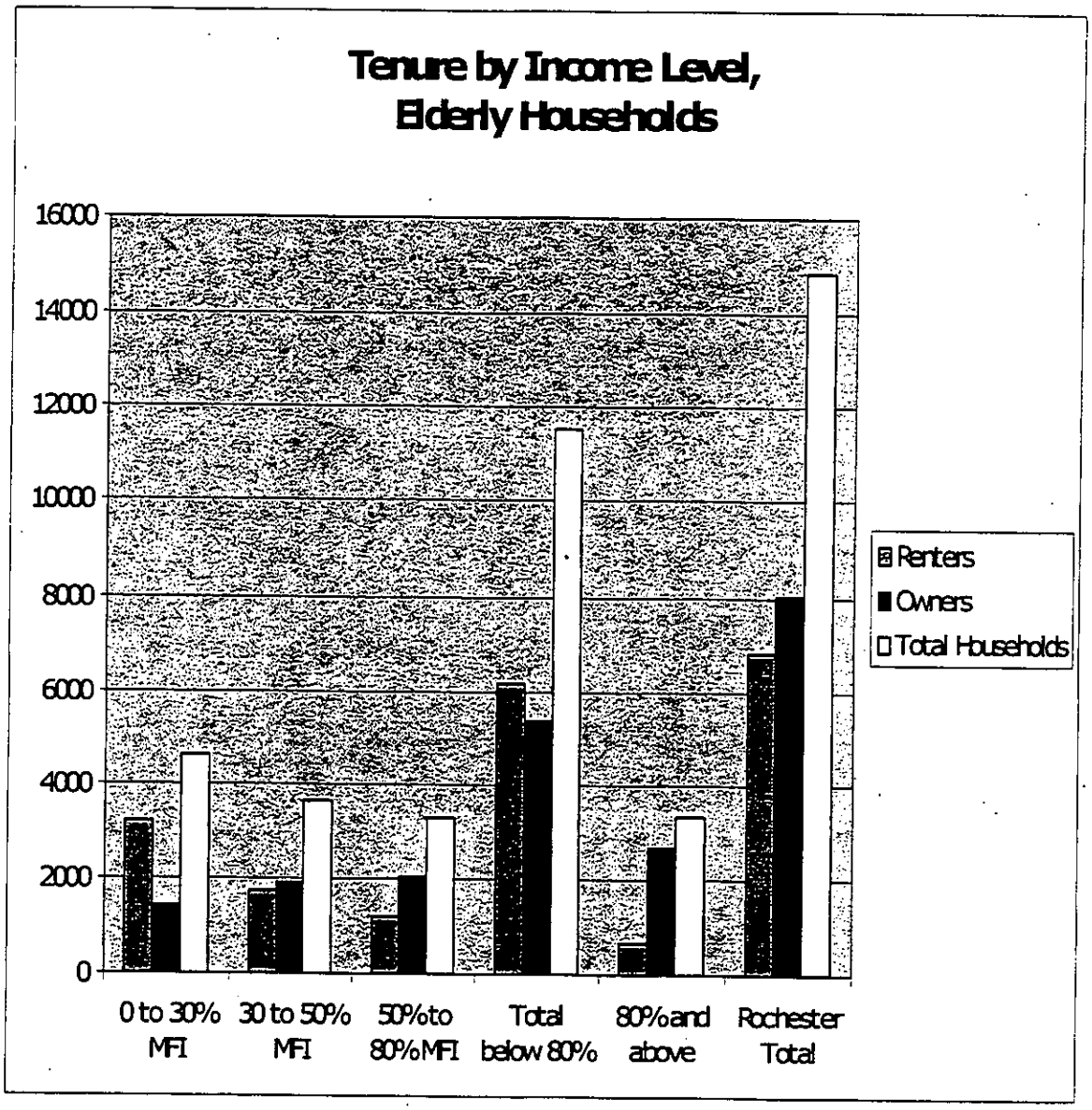

Elderly households below 30 percent MFI are primarily renters (69.4% versus 30.6% percent for owners). However, above 30%, there are more owners than renters. In the low income (30 to 50% MFI) category, 52 percent are owners and 48 percent are renters. The 50 to 80 percent MFI category has a much higher homeownership rate – 62.8%, versus only 37.2% renters. Above 80 percent of MFI, the homeownership rate is nearly 80 percent, which is much higher than the overall homeownership rate of households above 80 percent MFI (63.3 percent). Therefore, above 80 percent of MFI, the elderly are a disproportionate share of homeowners.

Disabilities

CHAS data summarizes the housing needs of households with a member who has a mobility and self care limitation. There are 19,376 households in the City of Rochester (about one-fifth of the total households) in which at least one member has a mobility or self care limitation. Of these households, 12,149 (62.7 percent) are renter households and 7,227 (37.3 percent) are homeowner households.

Table 3.18

Disability Need by Tenure and Income Level									
Households with a Disabled Member	Extra Elderly	Elderly	All Other	Total Rental	Extra Elderly	Elderly	All Other	Total Owner	Total HHLds w/ Dsbld Mbr
0 to 30% MFI	625	920	4670	6215	350	234	610	1194	7409
w/ Any Problems	400	600	3829	4829	225	185	495	905	5735
30 to 50% MFI	465	375	1845	2685	410	205	595	1210	3895
w/ Any Problems	235	210	1319	1764	135	120	485	741	2504
50% to 80% MFI	330	235	1350	1915	365	260	1205	1830	3745
w/ Any Problems	130	55	475	661	60	80	690	831	1491
Total below 80%	1420	1530	7865	10815	1125	699	2410	4234	15049
w/ Any Problems	765	865	5624	7254	420	385	1670	2476	9730
80% and above	100	109	1125	1334	344	329	2320	2993	4327
w/ Any Problems	15	4	120	139	4	14	246	263	402
Rochester Total	1520	1639	8990	12149	1469	1028	4730	7227	19376
w/ Any Problems	780	869	5745	7399	425	399	1916	2739	10134

Figure 3.10

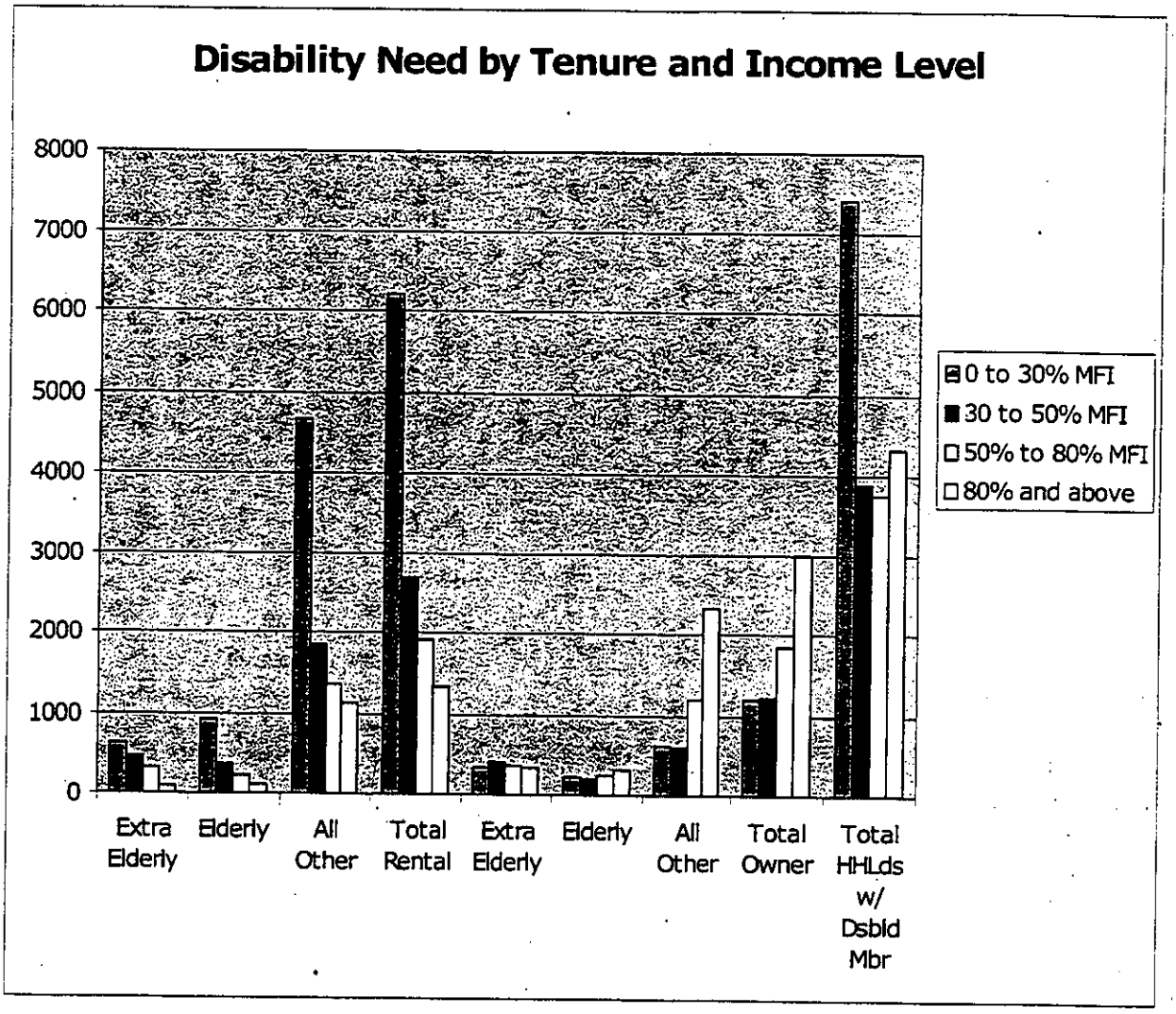

Housing problems are much more prevalent in extremely low and low income households. In all renter households with household income below 30 percent of Median Family Income, 77.7 percent (about 4,800 households) have some housing problem. The majority of these households are non-elderly households. While there are fewer extremely low income homeowner households with a disabled member, the same trend holds – most of the disabled households are not elderly.

There are roughly 5,600 elderly households that fall into the mobility and self care limitation category. Of these, about 3,100 are renter households and 2,500 are homeowner households. The incidence of housing problems is in fact slightly less than for the elderly population as a whole, generally speaking. Amongst very low income elderly households with a disabled member, about 65 percent have a housing problem.

The CHAS data describes both elderly households and extra elderly households – in an extra elderly household, one or both members of the household is over the age 74. There is no significant discrepancy between these two groups of very low income renters. However, for homeowners, the prevalence of housing problems is slightly more acute for elderly (79.1 percent of households) than extra elderly (64.3 percent). For low income households the same holds true: need is fairly consistent for elderly and extra elderly rental households, but there is greater need among elderly homeowner households than extra elderly (58.5 percent of elderly homeowners in this category have a housing problem, compared to only 32.9 percent of extra elderly homeowners).

There are very few moderate income elderly households with a mobility and self care limitation (only about 200), and instances of housing problems are minimal. There are also only 673 elderly homeowner moderate income households, of which not more than a handful have a housing problem. The City of Rochester shows little housing need among moderate income disabled households, especially compared to extremely low income households (both inhabited by disabled individuals and those in the general population).

Persons with HIV/AIDS and Their Families

According to international AIDS charity Avert (www.avert.org,), there were 138 AIDS cases in Rochester in 2003, and there are a cumulative total of 2,799 AIDS cases in the City, as of the end of 2003. According to the New York State Department of Health, the City has a high cumulative AIDS case rate of 666.1 cases per 100,000 population. 93 percent of individuals diagnosed with AIDS in Monroe County are residents of Rochester. Statewide, the City is in the intermediate high quartile for case incidences.

Single Persons

There are 32,994 persons living alone in the City of Rochester, representing 37% of all households in the City. Of these households, about 10,000 are owners (4,364 male householders and 5,647 female householders) and nearly 23,000 are renters (11,492 male householders and 11,491 female householders).

Table 3.19

Householders Living Alone

	Rochester	Percent of All Households
Total Households	88,999	100.0%
Multi-Person Households	56,005	62.9%
Persons Living Alone	32,994	37.1%
Renters	22,983	25.8%
Male	11,492	12.9%
Female	11,491	12.9%
Owners	10,011	11.2%
Male	4,364	4.9%
Female	5,647	6.3%
Median Income, All Households	$ 27,123	
Median Income, Male Living Alone	$ 19,618	
Median Income, Female Living Alone	$ 15,590	

Figure 3.11

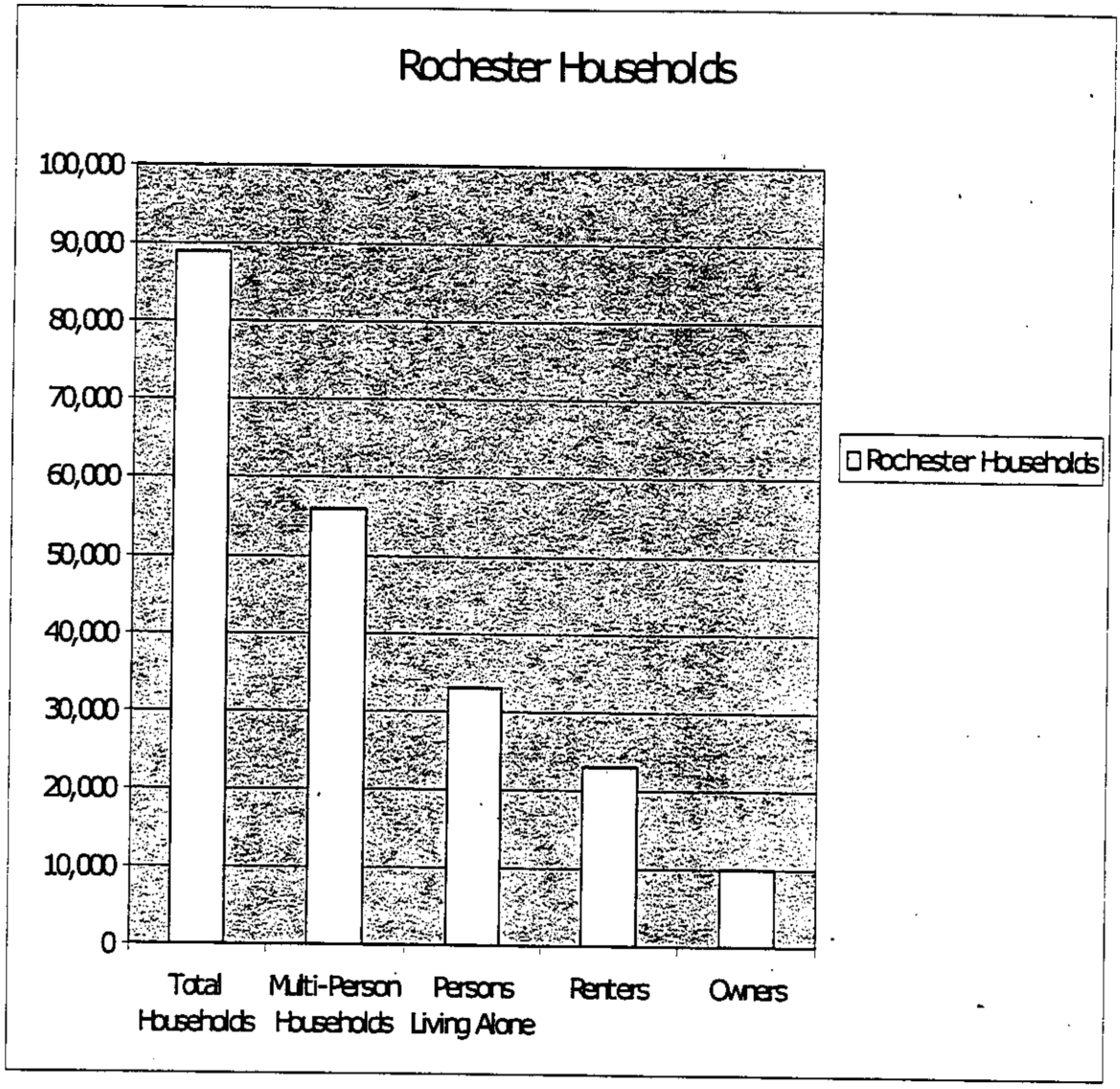

The median income for individuals living alone is well below the median household income of $27,123. For males living alone, it is $19,618, while for females living alone, it is $15,590. The needs of single person households are not necessarily disproportionate to the needs of other households. However, the large population of single person households means that this cohort is a key target for any homeownership program, especially as smaller units come online in the city.

Large Families

There are 8,568 Large Related Households in the City of Rochester – 9.6 percent of all households. Of these households, 5,661 (66.1 percent) are below 80 percent of MFI. Most of the households below 80 percent MFI are renters (3,904, or 69 percent). Of these households, nearly three-quarters (2,834) have some housing problem. For the 1,757 owners below 80 percent MFI, 1,042 (59.3 percent) have some housing problem. Above 80 percent of MFI, there are many more owners (71.9 percent) than renters (28.1 percent) and instances of housing problems are substantially diminished (30.4 percent of renters and 12.2 percent of owners have some problem).

Table 3.20
Large Family Need by Tenure and Income Level

Large Related Households	Renters	Percent Renters	Owners	Percent Owners	Total Households	
0 to 30% MFI	1739	84.7%	314	15.3%	2053	
w/ Any Problems	1614	92.8%	264	84.1%	1878	
30 to 50% MFI	1230	75.2%	405	24.8%	1635	
w/ Any Problems	895	72.8%	345	85.2%	1240	
50% to 80% MFI	935	47.4%	1038	52.6%	1973	
w/ Any Problems	325	34.8%	433	41.7%	758	
Total below 80%	3904	69.0%	1757	31.0%	5661	66.1%
w/ Any Problems	2834	72.6%	1042	59.3%	3876	
80% and above	818	28.1%	2089	71.9%	2907	33.9%
w/ Any Problems	249	30.4%	255	12.2%	504	
Rochester Total	4722	55.1%	3846	44.9%	8568	
w/ Any Problems	3083	65.3%	1297	33.7%	4380	

Figure 3.12

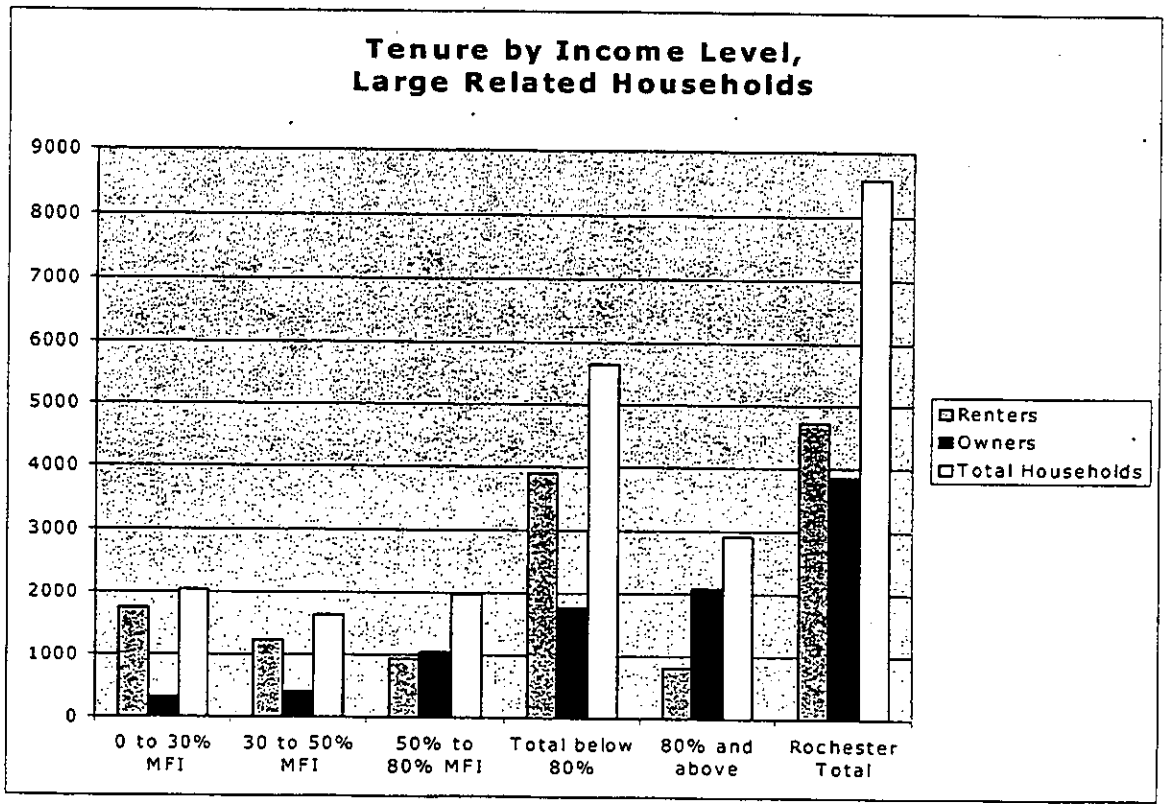

Most homeowner occupied households (31,888 of the 35,747, or 89.2 percent) are four persons or fewer. Rental households, because of the large number of single-person households, also have a fairly low percentage of households with 5 or more persons (only 9.1 percent, or 4,181 of the rental households).

Public Housing and Waiting Lists

As of 2005, the Rochester Housing Authority (RHA) operated 2,338 units of public housing and 6,667 units of Section 8 assisted housing. During FY2004, the RHA administered contracts for 459 Section 8 new constructions or substantial rehabilitations.

As of January 2005 – the most recent period through which figures are available – there were 1,129 families on the Public Housing waiting list for the RHA. 300 of these applications were for one bedroom units (27 percent), and 573 were for two bedroom applicants (51 percent). There are only 45 applicants for five or more bedroom units (4 percent). Most (75 percent) of applicants are at less than 30 percent of Median Family Income; only 5 percent are above 50 percent of MFI. Applicants are disproportionately Black (Non-Hispanic) families (67 percent, or 756 of the 1,129 families).

As of the December 2004, there were 3,210 applicants on the Section 8 waiting list. Much like the Public Housing waiting list, one and two bedroom applicants predominate. There are 1,390 one bedroom applicants (43 percent of the total) and 976 two bedroom applicants (30 percent of the total). Nearly one-quarter (22 percent) of the applicant families have a disabled person in their household (706 families). The proportion of Black (Non-Hispanic) families on the waiting list is slightly less than that of the public housing list; however 58 percent of the families (1,861) are Black (Non-Hispanic).

The Housing Authority's needs assessment for Rochester is consistent with the general needs of the community. Primarily, the challenge is cost burden for extremely low income families and elderly households. While there is an abundance of vacant housing, much of it is in the city center, as opposed to the suburbs, which is where there is greater demand and need for units. There is little need for an increase in the number of units; rather single and multi-unit rental rehabilitation is a priority. However, there is a shortage of large available units – those with four bedrooms or more. Future strategies need to address this issue.

Specific Housing Problems

This section examines specific types of housing problems that are indicative of the housing needs of Rochester residents. The areas discussed are cost burden, severe cost burden, substandard housing, and overcrowding (especially large families). Most of these topics were touched upon above in the analysis of housing needs by income group. Therefore, in this section the impact of the specific problems on overall housing needs will be discussed, so that the City can have a greater understanding of the breadth of housing challenges it must meet in the next five years.

Cost Burden and Severe Cost Burden

The cost of housing can be expressed as a portion of a household's total gross income spent on housing costs. For renters, it is rent plus utilities. For homeowners, it is mortgage payments, taxes, insurance, and utilities. Cost burden is defined as more than 30 percent of total gross income spent on housing costs, and severe cost burden is defined as more than 50 percent of total gross income spent on housing costs.

Table 3.21
Cost Burden and Severe Cost Burden by Tenure and Income Level

Cost Burdened HHlds		Renters	Percent	Owne	Percent	Total	Total
0 to 30%	**Households**	**19297**	**36.3%**	**3379**	**9.5%**	**22676**	**25.5%**
Cost	Burden >30%	15650	81.1%	2595	76.8%	18245	80.5%
Severe	Burden >50%	13103	67.9%	2071	61.3%	15174	66.9%
30 to 50%	**Households**	**10684**	**20.1%**	**4107**	**11.5%**	**14791**	**16.6%**
Cost	Burden >30%	7126	66.7%	2579	62.8%	9705	65.6%
Severe	**Burden >50%**	**1741**	**16.3%**	**1228**	**29.9%**	**2969**	**20.1%**
50% to	**Households**	**10922**	**20.5%**	**7080**	**19.8%**	**18002**	**20.2%**
Cost	Burden >30%	2665	24.4%	2952	41.7%	5617	31.2%
Severe	**Burden >50%**	**208**	**1.9%**	**538**	**7.6%**	**746**	**4.1%**
Total	**Households**	**40903**	**76.9%**	**1456**	**40.8%**	**55469**	**62.4%**
Cost	Burden >30%	25441	62.2%	8127	55.8%	33568	60.5%
Severe	**Burden >50%**	**15052**	**36.8%**	**3837**	**26.3%**	**18889**	**34.1%**
80% and	**Housholds**	**12282**	**23.1%**	**2117**	**59.2%**	**33457**	**37.6%**
Cost	Burden >30%	270	2.2%	1398	6.6%	1668	5.0%
Severe	**Burden >50%**	**37**	**0.3%**	**85**	**0.4%**	**122**	**0.4%**
Rochester	**Households**	**53185**	**100.0%**	**3574**	**100.0**	**88926**	**100.0**
Cost	Burden >30%	25711	48.3%	9524	26.6%	35235	39.6%
Severe	**Burden >50%**	**15089**	**28.4%**	**3922**	**11.0%**	**19011**	**21.4%**

Cost burden is a problem for 80.5 percent of the 22,676 Extremely Low Income households, whether they are renters or homeowners; however it should be noted that there are many more renters (19,297) than owners (3,379) at this income level.

While the cost burden is not quite as severe for Low Income households, it is still prevalent for all types of renters and is only substantially less for Low Income elderly homeowners. In contrast to the 80 percent of Very Low Income households with a cost burden, only 65.6 percent (9,704 of 14,791) of Low Income households have a cost burden. Furthermore, the incidence of severe cost burden decreases to 20.1 percent of households (2,974 of the 14,791). Interestingly, there is less of a drop-off in severe cost burden amongst Low Income owners than renters. For renters, while cost burden is still found in more than half of households, rates of severe cost burden do not rise above 16 percent with the exception of small related households; 20.1 percent of these households have a severe cost burden. For owners, on the other hand, about 40 percent of households in each category except Elderly have a severe cost burden. As noted previously, Low Income Elderly owners have a much lower incidence of cost burden (only 45.5 percent of households) than any other group in the Low Income category.

Cost burden for Moderate Income households is only significant for small related (53.8 percent) and All Other (65.9 percent) owner households. There is little incidence of severe cost burden for any Moderate Income group. The needs of Moderate Income households are for the most part not as acute as those of Low and Very Low Income households, especially when the cost of housing is concerned.

Substandard Housing

CHAS identifies housing problems as a cost burden greater than 30 percent and/or other housing problems (overcrowding and/or without complete kitchen or plumbing facilities). The incidence of cost burden tracks closely the incidence of housing problems for most of the household populations identified by the CHAS tables. A notable exception, as discussed above, is large related families. The most likely explanation is that large related families are likely to have problems with overcrowding instead of cost burden, due to a decision to live in a less costly, albeit smaller, housing unit.

Data provided by the US Census can provide some greater degree of insight into facilities without complete kitchen or plumbing facilities, as well as overcrowding (see next section). Very few housing units lack complete facilities. Only 141 homeowner occupied households and 519 renter occupied households lack complete plumbing facilities. This is less than 1 percent of the occupied housing units in the City. Incidences of incomplete kitchen facilities are equally as rare amongst homeowner occupied households (only 123 households), and only slightly higher amongst renter occupied households (708 households).

Table 3.22

Status of Kitchen and Plumbing Facilities		
Plumbing Facilities		
	Rochester	**% of Total HHlds**
Total:	89,003	100.0%
Owner occupied:	35,777	40.2%
Complete plumbing **facilities**	35,636	40.0%
Lacking complete plumbing	141	0.2%
Renter occupied:	53,226	59.8%
Complete plumbing facilities	52,707	59.2%
Lacking complete plumbing	519	0.6%
Kitchen Facilities		
	Rochester	**% of Total HHlds**
Total:	89,003	100.0%
Owner occupied:	35,777	40.2%
Complete kitchen facilities	35,654	40.1%
Lacking complete kitchen	123	0.1%
Renter occupied:	53,226	59.8%
Complete kitchen facilities	52,518	59.0%
Lacking complete kitchen	708	0.8%

Overcrowding

Overall, instances of overcrowding are relatively rare in Rochester. Only 3.6 percent (3,183) of all occupied units in the City have 1.01 or more occupants per room – the standard definition of overcrowding. Of these units, 2,493 are rental units (2.8 percent of all units) and 690 are homeowner units (0.8 percent of all units). Table 9 and Graph 7 summarize the overcrowding by tenure and overall overcrowding in Rochester. The Pie Charts attached to Table 7 depict the distribution of occupants per room for owners and renters separately.

In spite of the low prevalence of both overcrowding and substandard housing units (at least by the Census definition) in Rochester, there are still a number of low income renter households that do indeed experience these housing problems. For homeowner households, 143 of the 690 overcrowded households have incomes below poverty level (20.7 percent). However, none of these households lack complete plumbing facilities (no data is available on the correlation between complete kitchen facilities and poverty). For renter occupied households, 1,267 of the 2,493 overcrowded households have incomes below poverty level (50.8 percent), while 1,226 of the overcrowded households have incomes above the poverty level (49.2 percent).

Another way to understand overcrowding is by comparing the distribution of household size to the distribution of housing unit size (i.e. the number of bedrooms). It is fairly clear that overcrowding is a problem limited to larger households in the City, especially those at lower income levels. This data corroborates this assertion. A full 95 percent of homeowner units have between zero and four bedrooms, as do 98.8 percent of renter households – nearly the entire stock. The overall number of housing units with five bedrooms or more is 2,394 – about 2.7 percent of the total housing stock. In contrast, there are 8,700 households with 5 or more persons (9.8 percent of all households).

Table 3.23
Household Size by Tenure

	Rochester	Percent of	Percent of Renter/ Owner
Owner occupied:	35,747	40.2%	100.0%
1-person	10,011	11.2%	28.0%
2-person	11,463	12.9%	32.1%
3-person	5,782	6.5%	16.2%
4-person	4,632	5.2%	13.0%
5-person	2,230	2.5%	6.2%
6-person	987	1.1%	2.8%
7-or-more person	642	0.7%	1.8%
Renter occupied:	53,252	59.8%	100.0%
1-person household	22,983	25.8%	43.2%
2-person household	12,735	14.3%	23.9%
3-person household	7,649	8.6%	14.4%
4-person household	5,044	5.7%	9.5%
5-person household	2,763	3.1%	5.2%
6-person household	1,252	1.4%	2.4%
7-or-more person	826	0.9%	1.6%
Total:	88,999	100.0%	
1-person household	32,994	37.1%	
2-person household	24,198	27.2%	
3-person household	13,431	15.1%	
4-person household	9,676	10.9%	
5-person household	4,993	5.6%	
6-person household	2,239	2.5%	
7-or-more person	1,468	1.6%	
Source: US Census			

Figure 3.13

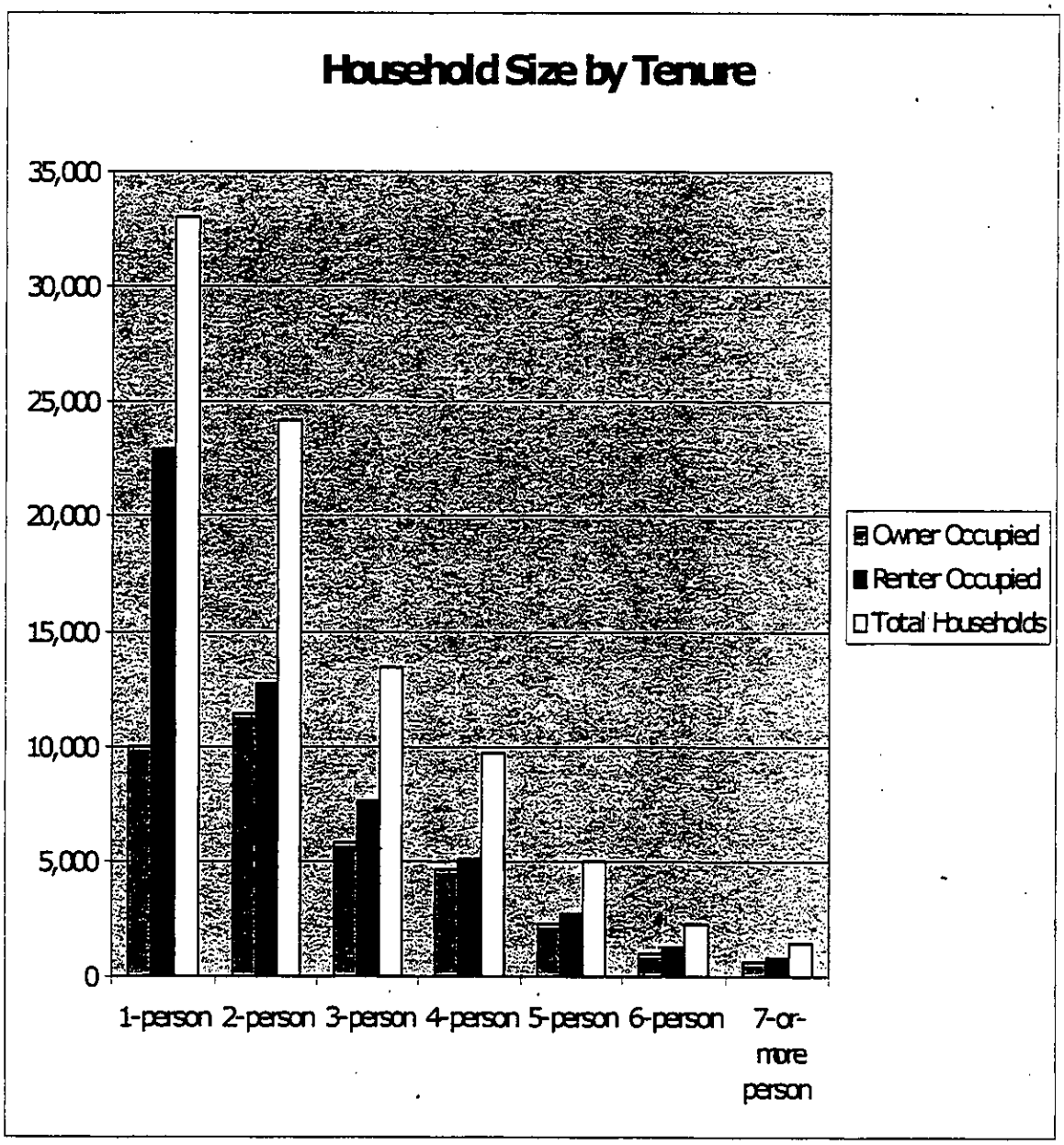
Household Size by Tenure
35,000
30,000
25,000
20,000
15,000
10,000
5,000
0
1-person
2-person
3-person
4-person
5-person
6-person
7-or-more person
Owner Occupied
Renter Occupied
Total Households

Disproportionate Need and Concentrations of Need

There are 78 Census Tracts in Rochester with 1,000 residents or more. In 65 of these tracts, more than 51 percent of the population is Low or Moderate income (that is, has income at or below 80 percent of Median Family Income (MFI)). Citywide, 65.4 percent of the households are Low or Moderate Income. Low income concentrations are shown on Map 6.

Racial and ethnic concentrations are also prevalent in the City of Rochester. A racial or ethnic concentration exists when the percentage of a particular racial or ethnic group in a certain area (census tracts, in this case) is 10 percentage points greater than it is for the City as a whole. In Rochester, 37.4 percent of the population is identified as African American. In 31 of the 78 Census Tracts with more than 1,000 residents, the African American population is greater than 47.4 percent. (See Map 7) The Hispanic/Latino population is 12.8 percent of Rochester's population; in 25 Census Tracts individuals of Hispanic/Latino origin make up more than 22.8 percent of the population. (See Map 8)

In terms of specific housing need, by comparing the overall housing need (as was done above) to the housing need for specific racial and ethnic groups, an understanding of disproportionate housing need can be determined. The CHAS data describes housing problems for racial and ethnic groups amongst both renters and homeowners by income level for the following subcategories: Elderly households, family households, and all other households. Disproportionate need is defined as existing when the percentage of persons in a category of need who are members of a particular racial or ethnic group is at least ten percentage points higher than the percentage of persons in the category as a whole.

For African American households, there is a slightly disproportionate need among all other homeowner households below 30 percent of MFI. While overall 70.7 percent of households in this category have a housing problem, 83.3 percent of African American households have a housing problem. Amongst both Low Income renters and homeowners, disproportionate need exists for elderly African American householders, in addition to Moderate Income homeowners.

For Hispanic Households, there is disproportionate amongst elderly homeowners. Whereas 72 percent of all elderly homeowners below 30 percent of MFI have a housing problem, 89.7 percent of Hispanic Elderly householders have a housing problem. However, it should be noted that there are only 39 Hispanic elderly homeowner households below 30 percent of MFI.

For Low Income households (those at 30 to 50 percent of MFI), there is disproportionate need for Hispanic households in all homeowner categories. However, once again, it should be noted that there are relatively few Hispanic homeowner households at this income level. For Moderate Income households, the only area with disproportionate need is all other homeowner households, 90.9 percent of which have some housing problem. There are only 44 homeowner households in this category.

These are a variety of high priority housing needs including housing rehabilitation programs, tenant landlord counseling, energy efficiency improvements and lead-based paint hazards abatement and testing.

Low Income Concentration In Rochester, NY

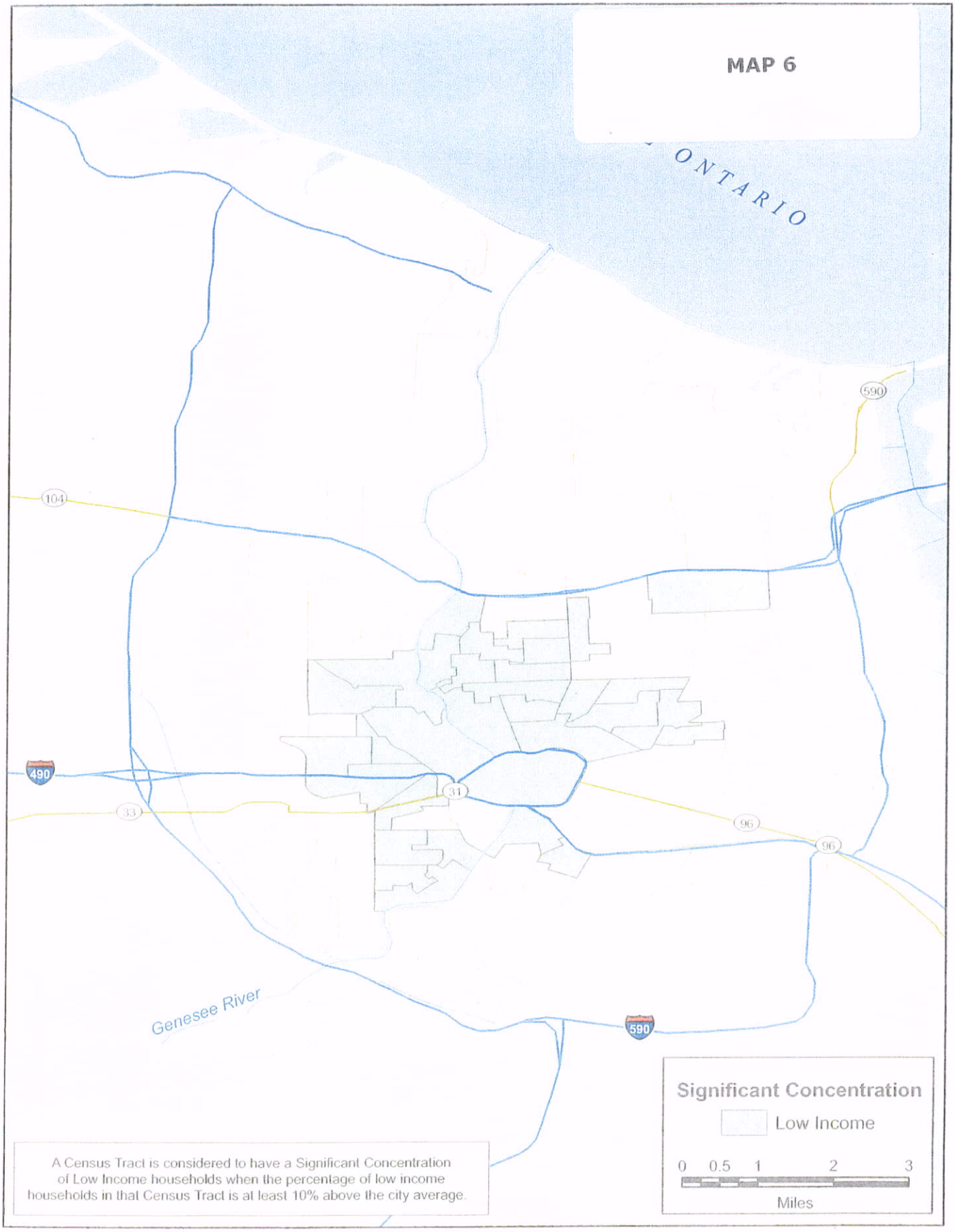

Minority Concentration In Rochester, NY

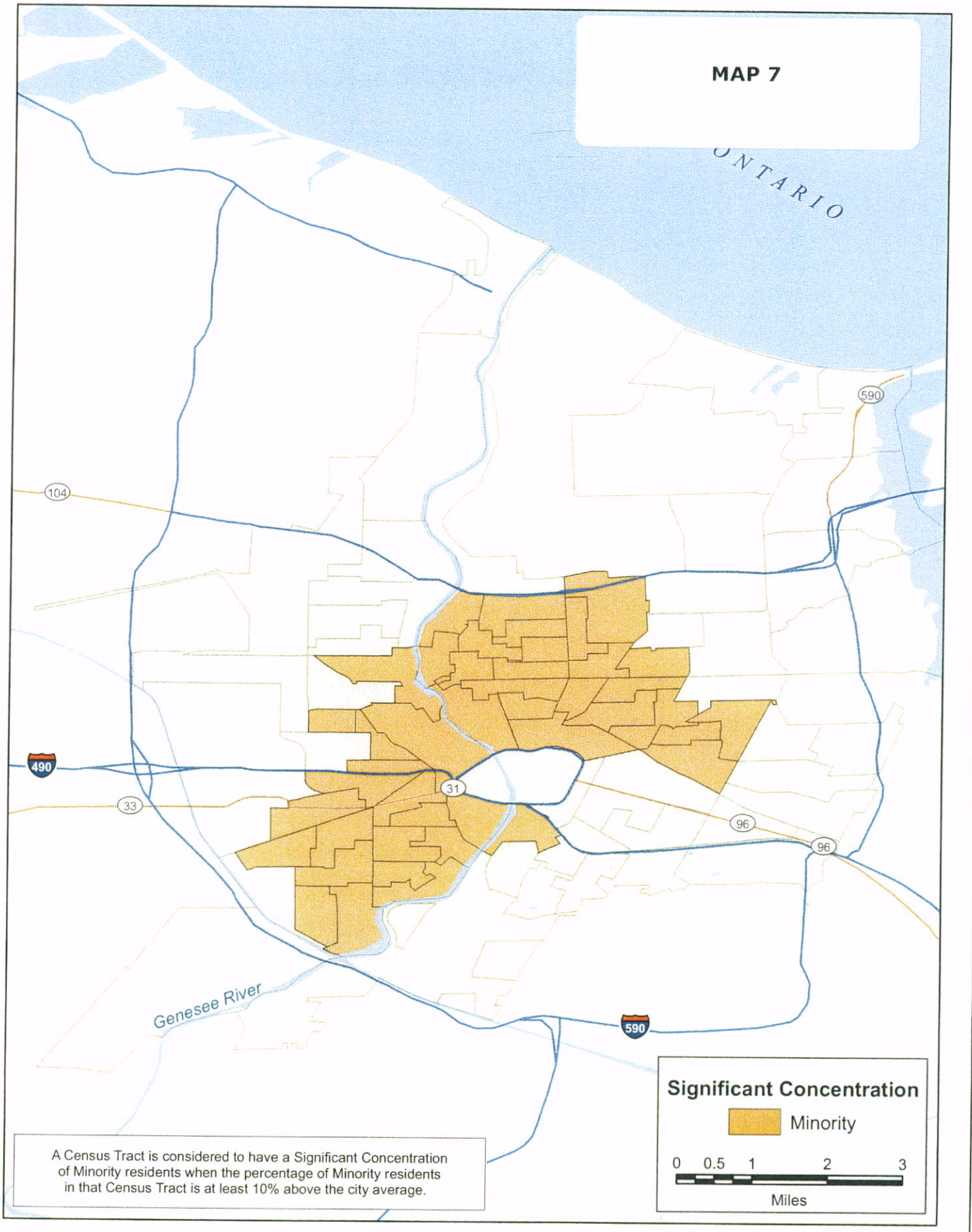

A Census Tract is considered to have a Significant Concentration of Minority residents when the percentage of Minority residents in that Census Tract is at least 10% above the city average.

Hispanic-Latino Concentration In Rochester, NY

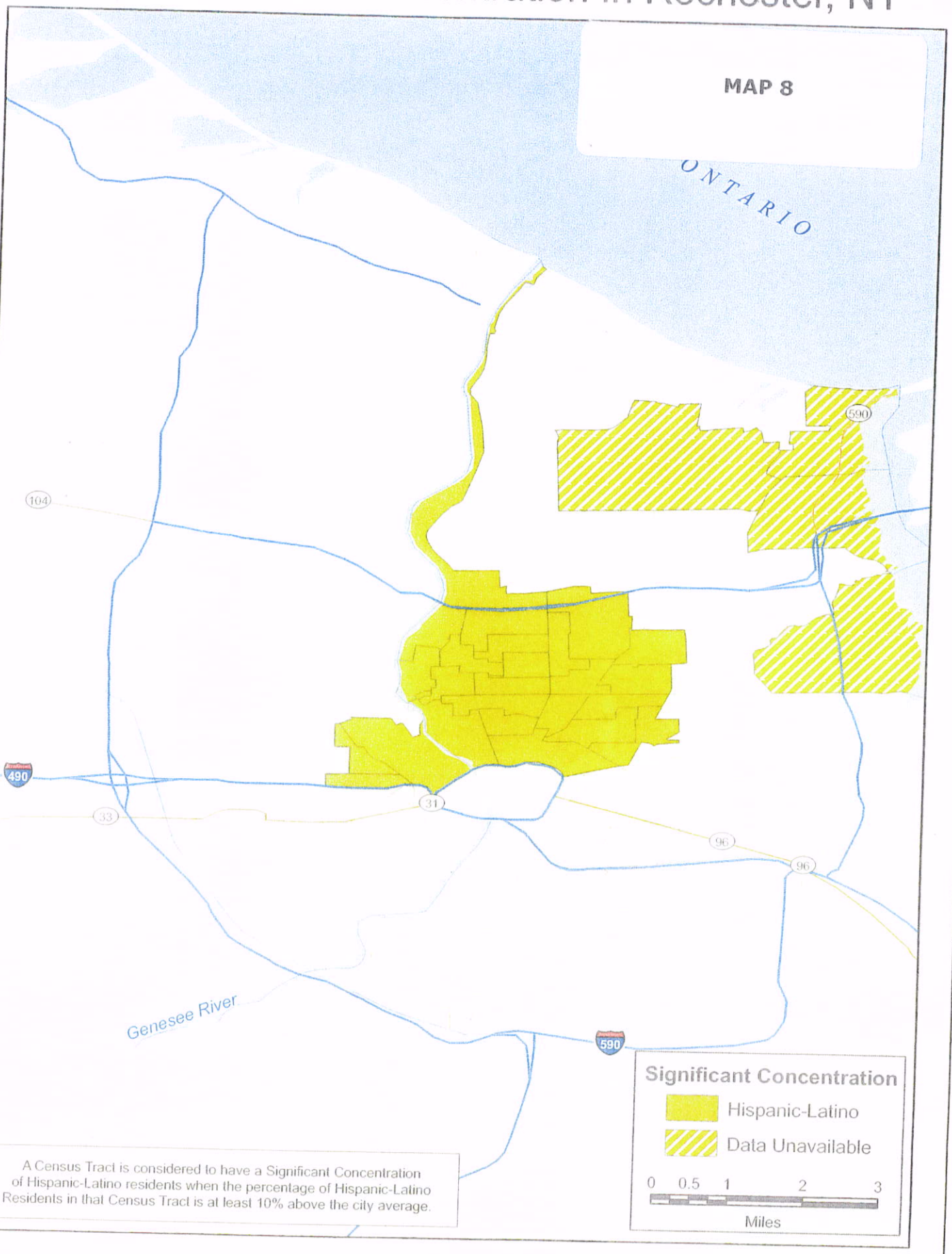

A Census Tract is considered to have a Significant Concentration of Hispanic-Latino residents when the percentage of Hispanic-Latino Residents in that Census Tract is at least 10% above the city average.

Table 3.24
Housing Strategic Plan

GOAL	PNC / OBJECTIVE	STRATEGIES	5 YEAR PLANNED ACCOMPLISHMENTS
Improve the Housing Stock and General Property Conditions	Owner Occupied Housing/ Improve the Quality of Owner Housing Owner Occupied Housing/Increase the availability of affordable owner housing Rental Housing/ Improve access to affordable owner housing for minorities Rental Housing/ Improve access to affordable rental & owner housing Rental Housing/ improve the quality of affordable rental housing for low/mod persons Rental Housing/ Increase the supply and improve the quality of affordable rental housing	• Buyer Assistance • Community Housing Development Organizations /Administration • Community Housing Development Organizations /Development • Culture Builds Communities • Emergency Assistance for City Homeowners • Fair Housing Activities • Foreclosure Prevention • Home Purchase Assistance • Home Rochester • Homebuyer Services • Homebuyer Training • Housing Development Services • Housing Promotion • Housing Rehabilitation/Program Delivery • Landlord/Tenant Services • Lead Hazard Reduction • Mortgage Default Resolution • Neighborhood Housing Services/Loan Administration • Neighborhood Improvements • Rehab Rochester Program • Rental Housing Fund • Residential Assistance Program	• 2,495 Housing Units • 3,225 Households • 5,425 People

Goal: Respond to General Community Needs

Human Service needs in the City continue to be varied and extensive as evidenced by both the high level and severity of urban poverty. Acknowledging the scope of need in the context of finite resources, major area funders, including the City of Rochester, County of Monroe, Rochester City School District, and the United Way have established a set of common "Community-Wide Outcomes" that focus dollars and effort on established priorities.

The City recognizes that advancement toward these outcomes can only occur through the continued, coordinated support of the following "Community Outcomes" will serve as major priority for CDBG funding:

- **Youth Leading Healthy Lives**
- **Strengthening Families**

As expected, the approach to funding human services in the Rochester community continues to evolve. The Consolidated Plan served as a framework that produced a number of successful collaborations and collective problem solving initiatives. The City of Rochester, under the direction of its Mayor, has expanded the collaborative effort well beyond that previously envisioned. Community based collaborations and initiatives in areas such as Neighborhood Planning, Out-of-School Youth, Teen Pregnancy Prevention, Violence Prevention, and Homelessness, have helped marshall resources and achieve the goals established.

The guiding philosophy for human services funding continues to rest on four tenets:

- **An emphasis on prevention rather than intervention;**
- **Collaboration among service providers by using City funds to leverage other resources;**
- **Increasing accessibility to services by providing them in neighborhood rather than centralized locations; and**
- **Focusing on services that enhance the employability of City residents and promote self-sufficiency.**

The Community Outcomes/CDBG Human Services Priorities form a natural subset to the three HUD statutory goals for formula grants (decent housing, suitable living environment, expanded economic opportunities). Specific human services priorities and program need area selection and development are bases on a series of citizen, agency, and government input and review processes (i.e. Neighbors Building Neighborhoods [NBN]; the United Way, collaborative funders, service coalition studies, priorities emerging from community initiatives such as the Metro Council for Teen Potential, the Greater Rochester After School Alliance, the Workforce Investment Board and its Youth Council, and the Homeless Continuum of Care). These processes, as well as others, comprise a community driven input/consultation mechanism that incorporates the best data information with broad based community, funder and government input. Collectively, they allow us to maintain an accurate picture of ever evolving community needs and our progress toward their resolution.

Specific funding allocations are based on a number of factors including: census and other social indicators, geographical location, target population need, area economic need, and pertinent survey analysis. Some funding also reflects a continuing commitment to needs and strategies developed from previous community planning processes.

The priority needs are Senior Centers, Neighborhood Facilities, Public Services, Youth Services, Substance Abuse Services, Battered and Abused Spouses, and Employment Training.

Table 3.25
Community Needs Strategic Plan

GOAL	OBJECTIVE	STRATEGIES	5 YEAR PLANNED ACCOMPLISHMENTS
Respond to General Community Needs	Improve the Services for Low/Mod Persons Increase range of housing options and related services for persons w/special needs	• BIZ Kids I • BIZ Kids II • B.E.S.T. II • C.A.S.H. Initiative • Communi-Tech • DuBois Urban Youth Training Program • Emergency/Transitional Funding • Job Creation/Youth Development Support • Junior Recreation Leader • Kid Tech • Metro Council on Teen Potential • Northwest Youth Support • Quad A Kids/Neighborhood Ambassador • Rochester Fatherhood Resource Initiative • Teen City/Southwest • Youth Training Academy	• 49,130 people served

The condition of Rochester's facilities and infrastructure is considered good as a result of a well-developed capital improvement program. The following table summarizes the condition and maintenance improvement program for the infrastructure by type.

Table 3.26
Infrastructure Conditions

TYPE	CONDITION	MAINTENANCE/ IMPROVEMENT PROGRAM
Street Lights	Generally Good	Operating Budget
Water Distribution	Generally Good	Street Improvement Upgrades Extension & Improvements Cleaning & Lining
Sewer System	Generally Good	Special Projects Street Construction Projects
Public Building	Generally Good	Operating and Capital Budgets

The City will use Community Development Block Grant funds for various improvements in low and moderate income neighborhoods, including the priority need of neighborhood facilities.

Public safety is an important community need. The City of Rochester has implemented several programs designed to enhance the quality of life in neighborhoods.

A revised Certificate of Use Program has strengthened the City's ability to address nuisance problems form illegal or irresponsible operation of certain businesses. Under the program, a variety of businesses are required, as a prerequisite for operation, to obtain a Certificate of Use. The owner is required to comply will all applicable provisions of federal, state and local laws. Violation of these laws may result in revocation of the Certificate of Use and closure of the business.

The Neighborhood Empowerment Team (NET) also enhances the City's ability to address "quality of life" issues. It teams housing inspectors and police officers in neighborhood offices to work as a team with residents to resolve such problems and prevent their recurrence.

Needs of Public Housing (91.210 (b))

In cooperation with the public housing agency or agencies located within its boundaries, describe the needs of public housing, including the number of public housing units in the jurisdiction, the physical condition of such units, the restoration and revitalization needs of public housing projects within the jurisdiction, and other factors, including the number of families on public housing and tenant-based waiting lists and results from the Section 504 needs assessment of public housing projects located within its boundaries (i.e. assessment of needs of tenants and applicants on waiting list for accessible units as required by 24 CFR 8.25). The public housing agency and jurisdiction can use the optional Priority Public Housing Needs Table (formerly Table 4) of the Consolidated Plan to identify priority public housing needs to assist in this process.

3-5 Year Strategic Plan Needs of Public Housing response:

Public Housing

Rochester's public housing inventory is owned and operated by the Rochester Housing Authority (RHA). There are currently a total of 2,338 public housing units in the City. Of this total, 800 (34%) are designated exclusively for elderly occupancy, 1,277 (55%) are available for occupancy by either the elderly or persons with disabilities. Elderly units are available to adults aged 50 and older and for adults that are under 50 years of age who are disabled or handicapped. More than half (56%) of the units are studio and one-bedroom, which compares closely with the percentage of elderly units (55%). The vacancy rate for January 2005 was 2.5% (58 vacant units). The following table identifies the public housing elderly projects, both designated and non-designated. Existing public housing units are in good physical condition.

Table 3.27

PUBLIC HOUSING INVENTORY-DESIGNATED ELDERLY AND NON-DESIGNATED ELDERLY HOUSING (*)			
Location	Designated Elderly Housing Units	Non-Designated Elderly Housing Units	Year Completed
Danford Tower East	98	-	1971
Danford Tower West	98	-	1971
Glenwood Gardens	124	-	1973
Hudson - Ridge Tower	318	-	1974
Jonathan Child Apartments	30	-	1985
Kennedy Tower	80	-	1966
Parliament Arms Apartments	52	-	1970
Atlantic Avenue Apartments	-	12	1969
Elmdorf - Genesee Apartments	-	20	1970
Glide Court Apartments	-	41	1971
Lake Towers	-	208	1974
Lena Gantt Estates	-	70	1983
University Tower	-	126	1973
Total	800	477	
Total Elderly and Non-Elderly Designated = 1,277			

DEMAND FOR PUBLIC HOUSING AND SECTION 8 RENTAL ASSISTANCE

Public Housing

Significant demand exists for public housing as evidenced by the January 2005 waiting list of 2,338 households for the 2,336 public housing units that are located in the City of Rochester. As of November 1999 there were 1,815 households on the waiting list for public housing. This represents a 38% decline in the size of the waiting list since 1999. There is nearly four times the demand for family housing compared to the demand for elderly housing. The demand for elderly housing has increased by 22% since 1999. For families, the greatest demand is for 2 bedroom units. The table below shows the waiting list breakdown by bedroom size for both years.

Table 3.28

PUBLIC HOUSING WAITING LIST		
Bedroom Size	**1999**	**2005**
Elderly Family	**246**	**300**
1br	**340**	**0**
2br	**784**	**573**
3br	**303**	**117**
4br	**100**	**94**
5 + br	**42**	**45**
Total	**1,815**	**1,129**

The Rochester Housing Authority is currently accepting applications for public housing. After meeting income criteria, prospective applicants for public housing are selected according to the date of application and the availability of a unit appropriate for the applicant's household size.

SECTION 8 RENTAL ASSISTANCE

There are 6.667 vouchers included in the Rochester Housing Authority's Section 8 inventory and as of December 2004 there were 3,210 households on the waiting list. As was the case with public housing, the greatest demand for Section 8 was for units with one or two bedrooms (74%). The demand for one bedrooms, however, now exceeds the demand for two bedroom units by 43%.

Table 3.29

SECTION 8 WAITING LIST		
Bedroom Size	**1999**	**2005**
1br	**908**	**1,390**
2br	**1,110**	**975**
3br	**743**	**671**
4br	**156**	**150**
5 + br	**24**	**23**
Total	**2,941**	**3,210**

90% of all program participants and applicant have incomes below 30% of adjusted medium income. RHA is required to target 75% of Section 8 assistance to this group. 85% of all program participants reside within the city limits. The Section 8 waiting list which was last opened in November 2003 and is now closed. RHA will reopen the waiting list as needed to utilize all vouchers available for Section 8 housing.

The RHA completed its Transition Plan to bring public housing units and public facilities into compliance with Section 504 of the Rehabilitation Act of 1973 in accordance with regulations. A total of 133 units were upgraded to meet mobility accessible standards and 73 units were upgraded to meet sensory accessible standards (e.g. hearing and sight). Additional accommodations to meet accessibility needs are provided as needed to tenants who move into public housing. Reasonable accommodations are also provided to tenants in response to any new needs for accommodations that may develop during their tenancies.

Table 3.30

PUBLIC HOUSING INVENTORY -FAMILY PROJECTS		
Location	**Units**	**Year Completed**
Fairfield Village (*)	45	1969
Capsule Dwellings	16	1969
Bronson Court	39	1972
Lexington Court	112	1977
Holland Townhouses	70	1970
Bay-Zimmer	38	1969
Harriet Tubman	130	1982
Lena Gantt Estates	30	1983
Atlantic Townhouses	12	1969
Bond-Hamilton (*)	20	1970
Parkside Apartments	22	1970
Federal Street	16	1969
Seneca Manor Townhouses	78	1974
Scattered Sites	433	NA
Total	1,061	

Public Housing Strategy (91.210)

1. ***Describe the public housing agency's strategy to serve the needs of extremely low-income, low-income, and moderate-income families residing in the jurisdiction served by the public housing agency (including families on the public housing and section 8 tenant-based waiting list), the public housing agency's strategy for addressing the revitalization and restoration needs of public housing projects within the jurisdiction and improving the management and operation of such public housing, and the public housing agency's strategy for improving the living environment of extremely low-income, low-income, and moderate families residing in public housing.***

2. ***Describe the manner in which the plan of the jurisdiction will help address the needs of public housing and activities it will undertake to encourage public housing residents to become more involved in management and participate in homeownership. (NAHA Sec. 105 (b)(11) and (91.215 (k))***

3. ***If the public housing agency is designated as "troubled" by HUD or otherwise is performing poorly, the jurisdiction shall describe the manner in which it will provide financial or other assistance in improving its operations to remove such designation. (NAHA Sec. 105 (g))***

3-5 Year Strategic Plan Public Housing Strategy response:

Public Housing Agency Plans

In accordance with the Quality Housing and Work Responsibilities Act (QHWRA) of 1998, beginning with funding received in Federal Fiscal Year 2000, the Rochester Housing Authority prepares a five year plan and annual plans which cover both its public housing and tenant-based assistance (Section 8) operations. QHWRA constituted a substantial overhaul of HUD's public housing and Section 8 assistance programs. Congressional purposes for this requirement are: to advise HUD, the residents/tenants, and members of the public of public housing authority's (PHA's) mission for serving the needs of low-income, very low-income, and extremely low-income families; their strategy for addressing those needs; to provide a framework of local accountability; and provide an easily identifiable source by which public housing residents, participant in tenant based assistance programs, and other members of the public may locate basic PHA policies, rules and requirements concerning its operation, programs and services. The goals of this comprehensive planning requirement are to make more efficient use of Federal assistance, more effectively operate programs and better serve residents/tenants.

The Public Housing Agency Plan (Agency Plan) embodies, in many respects, the concepts of the Consolidated Community Development Plan.

Coordination

Coordination between the RHA, private and governmental health, mental health services agencies is enhanced by the City through the City's support of RHA social services programs and safety and security programs. The City also supports RHA's Family Self Sufficiency Program which links Section 8 tenants and public housing residents with local training and employment program related services agencies.

The City has assisted in revitalizing neighborhoods surrounding public housing developments in many areas. New schools and community centers have been built. Road reconstruction and street maintenance are regular. Fire and police protection efforts are ongoing at high levels of service. The Rochester Police Department works cooperatively with RHA in local drug elimination efforts and assisting in developing crime reduction strategies. RHA tenants regularly use nearby schools and recreation centers for educational needs and after school programs. The City's economic development efforts are ongoing and touch upon many neighborhoods that public housing is located in. The City also supports RHA with the Olean/Kennedy public housing revitalization plan. In this plan RHA has demolished two obsolete public housing developments and with the City, is in the process of securing funding for this project for new public housing, tax credit housing, new homeownership units and a new infrastructure system.

The RHA also provides support services to its residents through their involvement with many agencies. As examples, services to elderly are coordinated with Monroe County Visiting Nurse Service and Consortium on Elderly Substance Abuse; while school children are linked with tutorial programs at two agencies and the City School District.

Public Housing Resident Initiatives/Public Involvement

The RHA supports several ongoing resident initiatives within Rochester's public housing community. The Resident Advisory Board comprised of 21 public housing residents reviews and provides input into tenant related policies and RHA' s Agency Plan including the Capital Fund Program. Twenty or more resident councils develop and organize recreational and community activities for RHA residents. RHA provides staff support, facilities and financial assistance to encourage and support resident initiatives.

RHA Homeownership

The RHA operates two Section 8 homeownership programs, one a tenant-based (Section 8 voucher holder) program and the other, a public housing tenant based program. Clients enroll in the RHA's Family Investment Center program to prepare for homeownership opportunities. As of February 2005, twenty three families have successfully purchased homes since the program began in December 2000.

Assisted Housing Inventory

The assisted housing inventory includes housing units that have received federal, state or local funds to either subsidize construction costs (development subsidy) or utilize tenant-based assistance, such as the Section 8 program, to subsidize tenant's rental payments (project-based assistance). In some instances, development subsidies and project-based rental assistance are used in combination. The inventory classifications of assisted housing are: Public Housing, Section 8, and Privately-Owned Subsidized Units.

Barriers to Affordable Housing (91.210 (e) and 91.215 (f))

1. ***Explain whether the cost of housing or the incentives to develop, maintain, or improve affordable housing are affected by public policies, particularly those of the local jurisdiction. Such policies include tax policy affecting land and other property, land use controls, zoning ordinances, building codes, fees and charges, growth limits, and policies that affect the return on residential investment.***

2. ***Describe the strategy to remove or ameliorate negative effects of public policies that serve as barriers to affordable housing, except that, if a State requires a unit of general local government to submit a regulatory barrier assessment that is substantially equivalent to the information required under this part, as determined by HUD, the unit of general local government may submit that assessment to HUD and it shall be considered to have complied with this requirement.***

3-5 Year Strategic Plan Barriers to Affordable Housing response:

The majority of assisted, affordable housing in the Rochester region is located within the City of Rochester. The City has a long history of supporting the development and ongoing operation of affordable rental housing through: site assembly activities, infrastructure development, providing both construction and permanent financing, and payments in lieu of tax agreements. One of the other means of supporting the availability of affordable rental has been to assure that a sufficient supply of land has been appropriately zoned to accommodate such development.

Given the fact that the city is virtually built out, it is not expected that significant new rental development will occur, except for sites which are being redeveloped. Preservation of the existing supply of affordable rental housing, therefore, becomes paramount. The City has earnestly pursued the preservation of such existing housing, where appropriate, by encouraging both existing and new owners to retain the units as affordable. One of the means by which the City demonstrates its commitment is to renew, extend, and otherwise recommit to property tax exemptions and payments in lieu of taxes. Another means has been to support applications by property owners who are seeking state and federal assistance to improve these properties.

The City's home ownership rate has continued to decline over the past three decades, to the current low of 40%, compared to a suburban home ownership rate of 76%. At the same time, property values in the city have diminished to a median single-family resale price in 2003 of $55,000, while the median value of an existing suburban Monroe County single-family home sold in 2003 stood at $115,000. An average city home, therefore, is affordable to households at or below 50% of area median family income, (i.e., $20,000).

The City of Rochester has established a high priority for the fostering and maintaining affordable housing for low and moderate income households. The City will:

- **expand the supply of affordable rental and home ownership housing;**
- **increase home ownership among low and moderate income prospective home buyers;**
- **preserve and improve the existing stock of affordable housing; and,**
- **ensure equal access to housing.**

To implement these objectives, the City will offer first time home buyer assistance, housing rehabilitation, tenant-landlord counseling, fair housing programs, and develop new affordable housing. The City will continue to make capital improvements in low and moderate income areas.

The City enacted a new zoning code in 2002 and attention was given to assure that there would be no negative consequences on the development or preservation of affordable housing. The implementation of the new zoning code will be monitored to assure that any unanticipated negative consequences for affordable housing are identified and addressed.

Likewise, the State of New York enacted a new building code which became effective in January 2003. The implementation of that code will be monitored for unanticipated negative consequences on affordable housing development or preservation.

HOMELESS

Homeless Needs (91.205 (b) and 91.215 (c))

***Please also refer to the Homeless Needs Table in the Needs.xls workbook**

Homeless Needs— The jurisdiction must provide a concise summary of the nature and extent of homelessness in the jurisdiction, (including rural homelessness where applicable), addressing separately the need for facilities and services for homeless persons and homeless families with children, both sheltered and unsheltered, and homeless subpopulations, in accordance with Table 1A. The summary must include the characteristics and needs of low-income individuals and children, (especially extremely low-income) who are currently housed but are at imminent risk of either residing in shelters or becoming unsheltered. In addition, to the extent information is available, the plan must include a description of the nature and extent of homelessness by racial and ethnic group. A quantitative analysis is not required. If a jurisdiction provides estimates of the at-risk population(s), it should also include a description of the operational definition of the at-risk group and the methodology used to generate the estimates.

3-5 Year Strategic Plan Homeless Needs response:

Since 1991, the total number of emergency shelter placements paid for by the Department of Social Services has increased each year. The total number of separate placements in 2001, 8,472, was over four times as large as the number in 1991, 1,809. Much of this increase is being driven by the large increase in the number of placements for single individuals. Since 1995, the number of single individuals receiving emergency housing has more than tripled and the number of families receiving emergency housing has more than doubled. While data were only available at the county-wide level, it is generally assumed that those entering homelessness are City residents. Count is of all placements, and not unduplicated.

Another measure of the need is that The Housing Council has experienced an increase in the need for emergency services, especially among women with children. The Housing Council's Housing Hotline has also seen an increase in calls regarding Emergency Housing Services from people who were homeless or at risk of homelessness, from 359 in 2000, to 388 in 2001, to 568 in 2002, and to 874 in 2003. In 2004, the number of calls soared to 1,501.

A survey was conducted on October 30, 2003 by the Homeless Services Network in order to get the perspective of homeless persons themselves on both the strengths and gaps in homeless services in this community. The survey was modeled on one that was developed by HUD to assist local Continuums of Care with their community planning process. There were 243 completed responses, with the following conclusions:

- The numbers of homeless in our community have continued to grow since the last survey was published in 1995 by the Center for Governmental Research (CGR). In 1995, an average of 362 homeless persons were sheltered on any given night. In 2003, an average of 521 homeless persons were sheltered on any given night, representing a 44% increase.

- 148 (61%) reported more than one reason for becoming homeless.

- Substance abuse and mental health issues are primary factors causing homelessness and the inability to access and maintain themselves in permanent housing. 91 (43%) respondents indicated drug or alcohol dependency and 52 (25%) indicated mental health issues contributed to their inability to maintain income or stay housed. Both percentages reflect slight increases from the 1995 study.

- 87 (41%) of the respondents indicated loss of benefits as a factor in their inability to maintain income or stay housed.

- 45 (20%) of the respondents would be defined as chronically homeless based on either number of times homeless or length of time homeless.

- An additional 40 (16%) respondents reported being homeless 3 times or have been homeless from 6 months to 1 year, making them at high risk for fitting the chronically homeless definition.

- Based on the numbers of homeless located during outreach sweeps (8-12) and the numbers reporting staying in uninhabitable places at some time while homeless (54), it is estimated that on any given night, 20-35 persons could be living "in the streets". The 1995 CGR study estimated 5-10 persons on any given night could be living "in the streets".

- The results support the need for the development of permanent, affordable housing as the community's number one homeless service priority.

- 135 (69%) of the respondents had not been employed for six months or longer or had never been employed.

The majority of the homeless (57%) were male. The percentage of females (43%) is up 5 percentage points from 1995 (38%). The ethnicity breakdown is as follows: White (31%), African-American (55%), Hispanic (7%) and other (7%). The breakdown by age follows: 16-21 years (14%), 22-30 years (14%), 31-40 years (34%), 41-50 years (27%), 51-60 years (10%), 61 + years (1%).

Priority Homeless Needs

1. ***Using the results of the Continuum of Care planning process, identify the jurisdiction's homeless and homeless prevention priorities specified in Table 1, the Homeless Needs Chart. The description of the jurisdiction's choice of priority needs and allocation priorities must be based on reliable data meeting HUD standards and should reflect the required consultation with homeless assistance providers, homeless persons, and other concerned citizens regarding the needs of homeless families with children and individuals. The jurisdiction must provide an analysis of how the needs of each category of residents provided the basis for determining the relative priority of each priority homeless need category.***

2. ***A separate brief narrative should be directed to addressing gaps in services and housing for the sheltered and unsheltered chronic homeless.***

3. ***A community should give a high priority to chronically homeless persons, where the jurisdiction identifies sheltered and unsheltered chronic homeless persons in its Homeless Needs Table - Homeless Populations and Subpopulations.***

3-5 Year Strategic Plan Priority Homeless Needs response:

Planning to meet the needs of the homeless is done by the Continuum of Care Team, which includes representatives from the City, homeless service providers, and other agencies. The Team has consulted with the Homeless Services Network and other interested parties, and has determined that the community priorities to most effectively meet the needs of the homeless are:

- Permanent, affordable housing projects, with supportive services, developed to serve homeless populations through the provision of additional beds and / or rental units. Gross rent for permanent housing Must be at or below 30% of tenant households' gross monthly income?

The following additional priorities are not in any ranked order:

- Improve access to and capacity of permanent, supportive housing programs for the homeless
- Coordinated Case Management including follow-up services
- Improved access to mental health and / or substance abuse services / housing for
    - Older homeless youth
    - Children (residing in shelters with their parents)
    - Out patient mental health treatment
    - Those without insurance
    - Prescription medications
- Employment Services / Job Placement Services for persons with little or no employment history
- Outreach / Engagement Services to the chronically homeless
- Improvements to and coordination of discharge planning processes and protocols
- Homelessness Prevention Services (*)
- Advocacy (*)

- Political advocacy around issues of homelessness and housing (*)
- Community Education (*)
- Services for Sanctioned Persons (*)
- Implementation of community wide homeless data collection

(*) Ineligible for HUD SuperNOFA Funding

The inventory of available housing services and the count of numbers of homeless were based on the April 2004 point-in-time survey. (See the Homeless Needs Table.) Analysis of this data showed that the gap in availability was greatest for Permanent Supportive Housing, both for Families and Individuals. The housing needs of Chronically Homeless persons were being partly met: 75 of 81 so identified were Sheltered. It is expected that the opening of the "Safe Haven" shelter, a facility which will have minimal behavioral expectations for residents, will meet the remaining need by appealing to those who have been unwilling to enter more structured shelters.

The Community's Homeless Continuum of Care Plan, included in the City of Rochester and the joint Suburban Monroe County - Town of Greece - Town of Irondequoit Community Development Program Consolidated Plans, and both Annual Plan updates, provides a framework to enable the community to address homelessness and its underlying causes and to develop a comprehensive, coordinated system of homeless services to help individuals and families achieve independence. The Plan describes a system that ranges from emergency housing to permanent housing including homelessness prevention and the supportive services that homeless individuals and families need to achieve independent living.

Homeless Inventory (91.210 (c))

The jurisdiction shall provide a concise summary of the existing facilities and services (including a brief inventory) that assist homeless persons and families with children and subpopulations identified in Table 1A. These include outreach and assessment, emergency shelters and services, transitional housing, permanent supportive housing, access to permanent housing, and activities to prevent low-income individuals and families with children (especially extremely low-income) from becoming homeless. The jurisdiction can use the optional Continuum of Care Housing Activity Chart and Service Activity Chart to meet this requirement.

3-5 Year Strategic Plan Homeless Inventory response:

The Homeless Inventory is provided in the attached Continuum of Care Housing Activity Chart and Service Activity Chart (Attachment I and II).

Homeless Strategic Plan (91.215 (c))

- ***Homelessness— Describe the jurisdiction's strategy for developing a system to address homelessness and the priority needs of homeless persons and families (including the subpopulations identified in the needs section). The jurisdiction's strategy must consider the housing and supportive services needed in each stage of the process which includes preventing homelessness, outreach/assessment, emergency shelters and services, transitional housing, and helping homeless persons (especially any persons that are chronically homeless) make the transition to permanent housing and independent living. The jurisdiction must also describe its strategy for helping extremely low- and low-income individuals and families who are at imminent risk of becoming homeless.***

Continuum of Care Housing Activity Chart

Fundamental Components of CoC System – Housing Inventory Chart

EMERGENCY SHELTER

Provider Name	Facility Name	HMIS	Target Population 2004 Year Round Units/Beds					2004 All Beds		
			A	B	Family Units	Family Beds	Individual Beds	Year Round	Seasonal	Overflow/ Voucher
Alternatives for Battered Women	Same	P-12/05	M	DV	10	30	8	38		
Bethany House	Same	P-12/05	SF				6	6		
Catholic Family Center	Francis Center	P-12/04	SM				26	26		5
Catholic Family Center	Women's Place	P-12/04	M		11	30	5	35		
Center for Youth Services	Emergency Shelter	P-05/05	YMF				6	6		
Dimitri House	Same	P-12/05	SM						7	
The Health Association	Mainquest	P-12/05	SM				10	10		
House of Mercy	Same	N	SM				19	19		
Mercy Residential Services	Emergency Housing	P-12/04	FC		4	8		8		
Open Door Mission	Samaritan House	P-05/05	SM				40	40		10
Salvation Army	Booth Haven	P-05/05	SM				39	39		10
Salvation Army	Genesis House	P-05/05	YMF				10	10		
Salvation Army	Hope House	P-05/05	SF				19	19		
St. Joseph's House of Hospitality	Same	P-12/05	SM				10	10		5
TEMPRO	Leased Houses	P-12/05	FC		11	58		58		
Veterans Outreach Center	Emergency Housing	P-12/04	SM	VETS			6	6		
YWCA	Emergency Housing	P-05/05	M		4	11	4	15		
			SUBTOTAL		40	137	208	345	7	30

None under Development

Continuum of Care Housing Activity Chart

Fundamental Components of CoC System – Housing Inventory Chart

TRANSITIONAL HOUSING

Provider Name	Facility Name	HMIS	Target Population 2004 Year Round Units/Beds					2004 All Beds		
			A	B	Family Units	Family Beds	Individual Beds	Year Round	Seasonal	Overflow/ Voucher
Catholic Family Center	Francis Center	P-12/04	SM				10	10		
Catholic Family Center	Sanctuary House	P-12/04	M		10	28	2	30		
Center for Youth Services	Transitional Housing	P-5/05	YMF		1	2	5	7		
Hillside Children's Center	AIY	P-5/05	YMF				17	17		
Cephas	Hunter House	P-12/05	SM				8	8		
Mercy Residential Services	Families First	P-12/04	FC		3	6		6		
Mercy Residential Services	McAuley Housing	P-12/04	FC		5	15		15		
Mercy Residential Services	Melita House	P-12/04	FC		4	8		8		
Open Door Mission	Caring Center	P-12/05	SM				27	27		
Salvation Army	Genesis House	P-5/05	YMF				4	4		
Sojourner House	Same	P-12/04	M		8	16	8	24		
Spiritus Christi	Jennifer House	P-12/04	M		2	4	6	10		
Veterans Outreach Center	Richards House	P-12/04	SM	VETS			17	17		
Veterans Outreach Center	Building Two	P-12/04	SM	VETS			8	8		
Volunteers of America	Same	P-12/05	SM				20	20		
Wilson Commencement Park	Same	P-5/05	FC		9	36		36		
YWCA	Women In Transition	P-5/05			7	17	1	18		
				SUBTOTAL	49	132	133	265		

None under Development

Continuum of Care Housing Activity Chart

Fundamental Components of CoC System – Housing Inventory Chart

PERMANENT SUPPORTIVE HOUSING

Provider Name	Facility Name	HMIS	Target Population 2004 Year Round Units/Beds					2004 All Beds		
			A	B	Family Units	Family Beds	Individual Beds	Year Round	Seasonal	Overflow/ Voucher
Bethany House	Same	P-12/05	SF				2	2		
DePaul Community Services	Carriage House	P-5/05	SMF	SMI			6	6		
DePaul Community Services	Cornerstone	P-5/05	SMF	SMI			16	16		
DePaul Community Services	Shelter Plus Care	P-5/05	M	SMI	2	4	8	12		
DePaul Community Services	Winship – Shelter Plus Care	P-5/05	M	SMI/SA	2	4	8	12		
Providence Housing	Shelter Plus Care 1	P-12/04	M	SA	8	21	18	39		
Providence Housing	Shelter Plus Care 2	P-12/04	M	SA	11	29	13	42		
RHA/MCDHHS	Shelter Plus Care 1	P-5/05	M		46	132	27	159		
RHA/MCDHHS	Shelter Plus Care 2	P-5/05	M		23	64	25	89		
RHA/MCDHHS	Shelter Plus Care 5	P-5/05	M		18	57	18	75		
RHA/Salvation Army	Shelter Plus Care 3	P-5/05	M		29	86	13	99		
RHA/Salvation Army	Shelter Plus Care 4	P-5/05	M		34	127	14	141		
RHA/Veterans Outreach Center	Shelter Plus Care 6	P-12/04	SM	VETS/SA			10	10		
Sojourner House	Fairchild Place	P-12/04	FC		12	30		30		
Sojourner House	Monica Place	P-12/04	M		18	38	3	41		
Sojourner House	Nancy Watson Dean Place	P-12/04	FC		7	17		17		
Sojourner House/HOP	Marketview Heights/ Canal Place/ Anthony Place	P-12/04	FC		23	69		69		
TEMPRO/HOP	Permanent Housing Program	P-12/05	FC		10	31		31		
YWCA	Long Term Residence	P-5/05	SF				31	31		
YWCA	Vermont Place	P-5/05	FC		2	4		4		
				SUBTOTAL	**245**	**713**	**212**	925		
UNDER DEVELOPMENT										
RHA/Unity Health	Shelter Plus Care	P-12/05	M	SMI	5	15	20	35		
RHA/Strong Ties	Shelter Plus Care	P-12/05	M	SMI			15	15		
Catholic Family Center	79 North Clinton Ave.	P-12/05	M		7	24	6	30		
				SUBTOTAL	**12**	**39**	**41**	**80**		

Continuum of Care Service Activity Chart

Fundamental Components in CoC System -- Service Activity Chart

Component: ***Prevention***
Services in place:

- **Rent/Mortgage Assistance**
  - Emergency grants to pay rent and mortgage arrears, utility payments or security deposits (MCDHHS, Salvation Army, Red Cross, Housing Council, Baden Street Settlement House, Catholic Family Center and AIDS Rochester)
  - Eviction Prevention Program, MCDHHS and Legal Aid Society provide case management, financial and legal representation to prevent evictions or relocate family prior to eviction
  - Proactive Property Management Program, MCDHHS and City of Rochester ensure that housing units into which homeless families and individuals receiving TANF or Safety Net benefits meet HUD Housing Quality Standards, preventing a reoccurrence of homelessness due to substandard conditions.
  - Housing Council Landlord Tenant and Tenant/Education/Mediation Program, Counseling to create and affect the landlord tenant relationships that are beneficial to both parties, the neighborhoods and community at large.
  - Housing Council Mortgage Default Resolution, Provides mortgage default resolution services and funds to prevent mortgage foreclosure. Services include household income, budget and debt analysis, followed by negotiation with mortgage holders and other parties, including mainstream funding sources. Possible resolutions include refinancing, negotiated repayments and grants for eligible clients.
  - Area Churches: Provide limited funds for rent and mortgage arrears, security deposits and utility payments for households not able to be served with mainstream funds
  - Food Pantries/Clothing Rooms: Provide food and clothing to households that can allow more household income to be used for housing related expenses

Services planned:

- ✓ Existing programs to remain fully funded.
- ✓ Develop discharge protocols to facilitate planned discharges from institutions (jail, prisons, hospitals, etc.) with housing in place.
- ✓ Continue to explore other program models that will prevent homelessness.

How persons access/receive assistance:
Prevention activities/financial assistance to prevent homelessness are publicized throughout the community. The agencies that provide emergency grants to pay rents, utilities and other needs meet on a monthly basis to coordinate delivery of services. This coordination ensures that clients receive prevention assistance from the most appropriate agency.

Component: ***Outreach***
Outreach in place:

(1) Outreach activities for homeless persons who are living on the streets in your CoC area and how they are connected to services and housing.

- City/County Homeless Outreach Team, staff from MCDSS, Rochester Police Dept, SNAP Team, & Pastor from St. Mary's Church go to streets, parking garages, vacant houses and other inhabitable places at midnight to assist chronically homeless in securing housing and supports monthly.
- The Salvation Army and Roberts Wesleyan College students, outreach to the chronic street homeless via a street-feeding program.
- Unity Health , primary health, mental health and substance abuse outreach via a mobile medical unit
- Poor People United, a grassroots organizing group, conducted nightly outreach during the winter months to subway beds, bridges and parking garages to encourage them to access shelter beds

How are they connected to housing and services?

- ✓ Both the Salvation Army and MCDHHS have agreements/contracts with local shelters and hotels to provide emergency housing. Homeless found on streets are transported to either shelters or placed in hotels.
- ✓ SNAP Team case managers meet with them to assist them with accessing mainstream services
- ✓ Mental health outreach/case management programs meet weekly in an effort to coordinate housing placements and services for the most difficult to house.
- ✓ Homeless found by Poor People United were transported to shelters or hotels where they would be connected to services

(2) Outreach to other homeless:

Veterans:

- o Veteran's Outreach Center, street outreach for veterans and their families.
- o The Salvation Army and the Veterans Outreach Center, outreach and link Veterans in jail with main stream services available to Veterans, housing and employment services to prevent homelessness
- o Operation Stand Down, every year Monroe County in collaboration with all the area veteran service providers and many social service providers hold an outreach program for homeless vets. Vets are given free legal advise, health, dental and vision exams, assistance with housing, access to veteran services such as health care and substance abuse and military surplus items such as sleeping bags, boots, coats and gloves.
- o The Veteran's Administration, provides outreach in soup kitchens and shelters.

AIDS/HIV:

- o AIDS Rochester, Catholic Charities Community Services, Action for a Better Community, Baden Street Settlement House and Monroe County Health Department, provide outreach, counseling, education and testing to adults and youth with or at risk of HIV/AIDS

Seriously Mentally Ill and Substance Abusers:

- o MCDHHS Division of Mental Health Homeless MICA Program. Case managers from Rochester Mental Health Center, Strong Memorial Hospital and Unity's Health Care for the Homeless and Project Impact go to shelters and soup kitchens to conduct mental health assessments and link individuals with mental health services. An Examiner from MCDHHS is a part of the team who assists with accessing mainstream entitlement benefits. The ACT Team (Strong Ties) and Intensive Case Management Programs (Unity, Strong, Via) provide support and links to mainstream mental health services.
- o Via Health Peer Advocacy. Mental health consumers provide outreach at shelters
- o Mental Health Association Consumer Drop in Center. Provides peer outreach and support
- o AIDS Rochester. Specialized outreach case management service and HIV testing for substance abusers.

Domestic Violence:

- o ABW, operates a 24 hour a day 7 days a week hot line to provide housing and services to victims of domestic violence
- o MCHHS, operates an after hours hot line that provides housing to victims of domestic violence.
- o MCHHS Domestic Violence Liaison, Caseworker is available during business hours to assist TANF applicants and recipients in safety planning and securing waivers to TANF regulations that would put them at risk.
- o Lifeline, operates a 24 hour a day 7 days a week hot line that can be accessed by dialing 911 that will contact the ABW or DSS hot line to arrange services while the caller remains on their line.
- o Rochester, Greece and Irondequoit Police Department, Monroe County Sheriff and Family and Crisis Intervention Team (FACIT). Crisis response and linkages to shelters

Youth:

- o Center for Youth, Hillside Children's Center, Street outreach to runaway and homeless youth

- Center for Youth: *Docs On Board*, Medical residents from Strong Memorial Hospital ride on outreach van and conduct basic primary health screenings for homeless youth
- MCDHHS, Salvation Army (Genesis House), Hillside Children's Center, Staff reach out to youth residing in shelters and unable to live with parents. MCDHHS Housing Unit, Youth Opportunities Unit, and Child Protection Services and provide ongoing case management. Many are referred to the Supportive Services Apartment Program, a transitional housing program operated by Hillside Children's Center and the Rochester Housing Authority.
- Hillside Children's Center, operates drop in center for homeless/runaway youth 3 days/week and all major holidays. Provides meals, laundry services, groups with peers as co-leaders, counseling.

Prison:

- Spiritus Christi Prison Outreach, Case management and group counseling for men and women soon to be released from the Monroe County jail, and the state prison.
- Jail Outreach, Staff from Bethany House, Sojourner House, and the YWCA go to the Monroe Correctional Facility quarterly to conduct informational sessions on homeless services for incarcerated women upon release.
- MCDHHS Division of Mental Health, Case managers work with the homeless mentally ill jail residents to secure housing, mental health services, including medications and Medicaid upon release from jail.

All Homeless Populations:

- Lifeline, 24 hour Phone Crisis Hotline, linked to the local 911 system.
- MCDHHS and Salvation Army After Hours Phone crisis line available during non-business hours.
- Unity Health, Mobile health primary health services for the homeless

Outreach planned:

- As we continue to develop our programs that target the chronically homeless we will also pursue opportunities to better coordinate current outreach activities.
- The proposed Safe Haven/Drop In Center project will have an outreach component.

Component: ***Supportive Services***
Services in place:

Assessment:
Assessments of homeless in this community are completed for each homeless individual and family as they enter a homeless facility and/or program. The assessment process includes an evaluation of barriers to employment, assessment of mental health and chemical dependency problems, causes of homelessness, educational levels, health care, income and eligibility for mainstream public benefits, and an identification of personal supports within the community. Several expert community supports have been put into place to complete a more thorough assessment for those individuals who would benefit from the assistance of these specialists on-site at the request of each shelter. They are as follows:

- Veterans Outreach Center, Assessment for veterans and their families to explore eligibility for veteran services such as VA benefits, Veterans health care and rehabilitation programs.
- AIDS Rochester, Assessments for AIDS/HIV+ youth and adults to facilitate enrollment in community AIDS-related programs and assistance with securing SSI benefits and housing subsidies.
- MCDHHS, Case Workers go to shelters, meal sites and drop-in centers to assist homeless with accessing services and complete assessments to determine necessary support services and mainstream funding eligibility. All homeless are interviewed to determine eligibility for TANF, Medicaid and Food Stamps. All homeless are also screened for drug and alcohol issues as well as domestic violence. Any positive screens on the drug and alcohol assessment will result in a CD evaluation. Clients with domestic violence issues are offered an interview with the domestic violence liaison. During this preliminary assessment a determination is made as to which shelter could most appropriately serve the individual. The client is then placed at that shelter and MCDHHS continues to work with the person while at the shelter to ensure mainstream resources are secured.
- Unity Health, Provides primary health, mental health and substance abuse assessments using either their mobile medical unit or with staff on-site at shelters.
- Strong Memorial Hospital, Mobile, mental health crisis team conducts mental health assessments at shelters, soup kitchens and on the street
- MCDHHS, SNAP (Safety Net Assistance Program), Conducts mental health assessments in shelters and on the street

- Homeless MICA Program, MICA workers conduct mental health assessment at the shelters and link homeless with existing mainstream mental health programs

Case Management:

- Homeless shelter and housing providers, Most emergency and all transitional and permanent supportive housing programs include case management as a component of the services available to their program participants.
- Salvation Army's Project ReDirect, Provides homeless individuals and families with major barriers to employment; stable housing, life skills, intensive employment preparation and skills training program as well as long term case management
- Safety Net Assistance Program, operated by MCDSS, provides ongoing case management to homeless individuals with mental health issues to assist them in accepting mental health services and developing an ongoing relationship to ensure they are able to achieve their maximum level of self sufficiency and prevent re-occurring bouts of homelessness
- Mental Health Providers, Case management services for the SMI homeless population are provided by Strong Ties (Project Link, Project Action Assertive Community Treatment Team), MICANet, PATH Project (Peer case advocacy support for the homeless), Mental health case managers for the homeless (Rochester Mental Health Center, Strong Memorial), Intensive and Supportive case management (Strong Ties, Via Health, Unity Health System)

Life Skills:

- Youth shelters and adult transitional living facilities, as well as by the Salvation Army's Project Redirect provide life skills training as a program component. Life skills training includes the areas of personal hygiene, budgeting, housekeeping, job readiness skills training, transportation, parenting, meal planning and preparation
- Housing Council, Provides instruction in housekeeping skills and communication skills focused on improving relationships with landlords, neighbors, etc. to TANF families who have had frequent moves and/or evictions to prevent future episodes of homelessness due to eviction

Alcohol and Drug Abuse Treatment

- Homeless providers maintain linkages with mainstream substance abuse treatment providers in the community. Substance abuse treatment services available include inpatient rehabilitation and detox, crisis services, outpatient treatment, outpatient detox., specialized residential treatment and community residential housing options. Many programs have specialized services for target populations (i.e. HIV/AIDS, Hispanic, MICA).

Mental Health Treatment

- Homeless providers maintain linkages with mainstream mental health treatment and support services providers in the community. Mental health treatment services available include a range of outpatient services, inpatient and crisis services, IPRT programs and community support programs, including case management, employment, peer advocacy and support, drop-in center and an assertive community treatment team and mobile crisis services. . Many programs have specialized services for target populations (i.e. HIV/AIDS, Hispanic, MICA).

AIDS/HIV Treatment:

- AIDS Rochester, Catholic Charities Community Services, Action for a Better Community, Baden Street Settlement House, the Health Association and Monroe County Health Department, provide outreach counseling, education and testing to homeless adults and youth with or at risk of HIV/AIDS

Education:

- Housing Council Landlord/Tenant, Tenant Education and Mediation Program, Counseling to create and effect the landlord tenant relationships that are beneficial to both parties, the neighborhoods and the community at large.
- Housing Council Mortgage Default Resolution, Provides mortgage default resolution services and funds to prevent mortgage foreclosure. Services include household income, budget and debt analysis, followed by negotiation with mortgage holders and other parties, including mainstream funding sources. Possible resolutions include refinancing, negotiated repayments and grants for eligible clients.
- GED Programs, Homeless access GED programs offered at Salvation Army – Project ReDirect, VOA Neighborhood Outreach Center, TILC, and through linkages with mainstream resources, i.e. Rochester Educational Opportunity Center, Monroe Community College Stage Program, Family Learning Center and Rochester City School District Adult Education
- Tutoring, The Center for Youth Services' emergency shelter and Genesis House receive Title I funding to provide on-site tutoring and educational advocacy for homeless youth

Employment Assistance:

- Project ReDirect through the Salvation Army provides job readiness training, work site training, job placement, and a housing specialist and job developer that assists homeless in securing low income housing and stable employment
- YWCA – YESS Program, Provides homeless women with employment services including identifying barriers to employment, life skills, support services, job search and job placement.
- Job Training Opportunites: A wide variety of job training programs are available throughout the community. Case managers working with the homeless assist the homeless with accessing these services.
- Rochester Works, One Stop Employment Centers, one centrally located in downtown Rochester and one located at main MCDHHS office provides both businesses and job seekers with a network of employment resources and services. Homeless who are employable are often accompanied to Rochester Works by case managers to assist them with DOL computer search and accessing job training opportunities.

Child Care

- Western New York Child Care Council: provides homeless families with the names of 3 providers located near the shelter. MCDHHS utilizes TANF funds to pay for day care to ensure homeless adults are able to look for housing and employment and participate in treatment and rehabilitation programs
- Wilson Commencement Park: Child care on-site at transitional living facility

Transportation

- The MCDHHS gives each TANF applicant an unlimited ride 30-day bus pass.
- All of the local shelters either a van and/or distribute bus tokens to provide transportation to its residents.

Health Care:

- Mobile Medical Van St Mary's Hospital, medical and mental health services are provided at the shelters to all homeless in this community
- Alternatives for the Blind and Visually Impaired - Project Eye Care, Provides free eye exams and glasses for the homeless in Monroe County
- University of Rochester Eastman Dental Program, Provides free dental care for homeless in Monroe County

Legal Services

- Monroe County Legal Assistance (MCLAC) and Legal Aid Society, Provide legal representation at eviction proceedings, eviction prevention services
- MCLAC/Public Interest Law Office of Rochester, Provide representation at fair hearings for financial entitlement programs and SSI/SSD denial hearings
- Legal Aid Society, Provides legal representation for youth for educational law and will assist homeless youth with affidavit preparation

Aftercare Services

Once an individual is homeless and has been placed in the shelter system, they are connected with a case manager to develop goals to prevent the recurrence of homelessness. Many of the shelters have aftercare services as well:

- Sojourner House, Mercy Residential Services, YWCA and Genesis House, Provide follow-up services to former residents in permanent housing to prevent future incidences of homelessness.
- Salvation Army's Project ReDirect, Provides follow-up case management, mental health, and substance abuse counseling, for up to four years, to "high risk" homeless during job training and after placed in employment and permanent housing to prevent future episodes of homelessness.
- SNAP Program, provides ongoing case management services this community's chronically homeless population to prevent future bouts of homelessness.

Services planned:

- Existing services to remain fully funded.
- The CoC is finalizing planning for its HMIS system, with implementation beginning by September 2004.

How homeless persons access/receive assistance:

Supportive Services programs have established linkages with a full range of homeless providers, as well as other health and human service agencies in the community. Access to supportive services may be through a number of means, including MCDHHS, emergency and transitional shelters, or outreach and case management services. Supportive services are integrally linked with housing options, as these services are aimed at maintaining individuals in appropriate housing options, preventing the reoccurrence of homelessness and movement towards independence and self -sufficiency.

- ***Chronic homelessness—Describe the jurisdiction's strategy for eliminating chronic homelessness by 2012. This should include the strategy for helping homeless persons make the transition to permanent housing and independent living. This strategy should, to the maximum extent feasible, be coordinated with the strategy presented Exhibit 1 of the Continuum of Care (CoC) application and any other strategy or plan to eliminate chronic homelessness. Also describe, in a narrative, relationships and efforts to coordinate the Conplan, CoC, and any other strategy or plan to address chronic homelessness.***

- ***Homelessness Prevention—Describe the jurisdiction's strategy to help prevent homelessness for individuals and families with children who are at imminent risk of becoming homeless.***

- ***Institutional Structure—Briefly describe the institutional structure, including private industry, non-profit organizations, and public institutions, through which the jurisdiction will carry out its homelessness strategy.***

- ***Discharge Coordination Policy—Every jurisdiction receiving McKinney-Vento Homeless Assistance Act Emergency Shelter Grant (ESG), Supportive Housing, Shelter Plus Care, or Section 8 SRO Program funds must develop and implement a Discharge Coordination Policy, to the maximum extent practicable. Such a policy should include "policies and protocols for the discharge of persons from publicly funded institutions or systems of care (such as health care facilities, foster care or other youth facilities, or correction programs and institutions) in order to prevent such discharge from immediately resulting in homelessness for such persons." The jurisdiction should describe its planned activities to implement a cohesive, community-wide Discharge Coordination Policy, and how the community will move toward such a policy.***

3-5 Year Homeless Strategic Plan response:

The City of Rochester and other agencies coordinate local services to the homeless through the Rochester/Monroe County Continuum of Care Team and the Homeless Services Network.

The mission of the Rochester/Monroe County Continuum of Care (CoC) Team is to develop, maintain, monitor and continuously improve a comprehensive, flexible and coordinated continuum of care system of services for homeless individuals and families. The Team works to accomplish this mission through direct planning of services, coordination of services, integration of services with mainstream community resources and monitoring of service delivery outcomes. The CoC Team conducts an ongoing comprehensive, collaborative planning process involving representatives from multiple constituencies in the community necessary to effectively plan a comprehensive continuum of care for the homeless. Each team member brings their expertise and connection to numerous community organizations to the table.

The CoC Team includes representatives from the City of Rochester's Bureau of Housing and Project Development and Bureau of Human Services, and Monroe County's Department of Planning & Development, Department of Human and Health Services, Office of Mental Health, and the Rochester/Monroe County Youth Bureau. The Homeless Services Network (HSN) -- a consortium of homeless service providers -- elects two representatives, and both the United Way of Greater Rochester and Rochester Housing Authority each have a designated representative. In addition, a formerly homeless individual is a representative; and a non-profit community-based planning organization, Providence Housing Development Corporation, has designated two representatives.

Continuum of Care Team Planning Activities:

The CoC Team convenes monthly. Sub-committee meetings are held on a regular basis and ad hoc meetings are convened as necessary. The Team is responsible for initiating CoC activities, monitoring their progress, measuring their success, and communicating outcomes and progress to the community. Specific activities include:

- Incorporating the needs of the homeless into planning documents
- Monitoring community trends, issues, and other developments relevant to making informed decisions
- Monitoring to assess annual performance of existing HUD-funded programs to ensure compliance with proposed outcomes, and/or to provide assistance and support to improve performance
- Annually, ensuring that the process is in place to collect, aggregate and analyze needs assessment data and demographic information to identify and measure gaps, needs and shifts in the homeless population, including specific sub-populations
- Annually, establishing and prioritizing the community's existing homeless housing and supportive service needs from the most recent assessment homeless data
- Annually, coordinating and administering the local process for local applicants to HUD's Super NOFA, including reviewing and ranking projects, and preparing HUD Exhibit 1
- Developing and expanding funder and provider relationships, including relationships with mainstream resources, to support proposed projects that address identified priority gaps in supportive services and housing needs
- Supporting the development of quality permanent affordable housing

Homeless Services Network (HSN):

The Homeless Services Network (HSN) plays an important role in identifying needs, service gaps, and concerns related to the homeless population. The members represent a range of interests including homeless shelter/service providers, health care, mental health, chemical dependency, veterans groups, the faith-based community, law enforcement, food cupboards, local/state government, youth services providers and individuals interested in homeless service provision. The purpose of the HSN is to facilitate networking, coordinating, consulting, and fund raising among agencies that provide service to the homeless.

The HSN convenes monthly to discuss issues of concern and share information. Ongoing activities include: identification of gaps in service; shelter staff training; sponsorship of informational events; investigation of promising intervention models; research of legislative and/or funding proposals; and development of minimum shelter standards and discharge protocol. Smaller workgroups are created as needed to cover more immediate and specific issues related to homelessness.

Discharge Coordination Policy

The City of Rochester has responded to the needs of those being discharged from institutions through its membership in the Homeless Services Network (HSN) and the Continuum of Care Team. These groups have developed and implemented community-wide plans to prevent homelessness upon discharge.

Youth: There is not a large problem with youth exiting foster care and residential facilities being discharged with no housing in place. Each of the youth shelters track the number of youth who have been previously in foster care services and in other residential placements. When a concern arises regarding inappropriate or lack of planning it is addressed on an individual basis. The Runaway and Homeless Youth (RHY) Services Coordinator (a member of the CoC Team and HSN) conducts monthly meetings with County Social Services staff and the RHY providers. There is a clear understanding that a youth shelter/homeless shelter is not an adequate discharge plan.

Prison/Jail: Several local providers have contracts with New York State Parole to provide housing upon release from state prisons for men and women who are unable to secure housing before their release. The result has been better coordination of discharge planning for those being released and coming to the Rochester community. These same groups as well as the Monroe County Office of Mental Health go into the Monroe County Jail to assist inmates with planning for their release. The MCOMH Transition Case Managers assist individuals with mental illness in linking with services in the community and with continuation of any necessary medications following release from jail.

Mental Health: The Monroe County Office of Mental Health also works with local inpatient psychiatric units and the Rochester Psychiatric Center, an intermediate care facility , to ensure that appropriate discharge plans are developed for individuals leaving these institutions. A Single Point of Accessibility (SPOA) for mental health case management and housing services is in place. The SPOA is targeted to high need/high risk individuals with mental illness, many of whom are chronically homeless and high utilizers of emergency and inpatient services. Referrals are routinely made to the SPOA as part of the discharge planning process.

Hospital/Other: The Homeless Services Network has successfully worked with local hospital emergency rooms to develop discharge protocols for those being released to shelters. The HSN Special Needs Population Committee will work with other institutions, i.e.,inpatient rehab programs, other residential programs to develop similar discharge protocols.

The following table contains the Homeless Strategic Plan.

Table 3.31
Homeless Strategic Plan

GOAL	OBJECTIVE	STRATEGIES	5 YEAR PLANNED ACCOMPLISHMENTS
Respond to General Community Needs	Improve the Services for Low/Mod Persons Increase range of housing options and related services for persons w/special needs	• ESG – Alternatives for Battered Women • ESG – Baden Street Settlement • ESG – Blessed Sacrament Church • ESG – Cameron Community Ministries • ESG – Catherine McCauley Housing/Families First • ESG – Catherine McCauley Housing/Melita House • ESG – Catholic Charities • ESG – Catholic Family Center /Emergency Services • ESG – Catholic Family Center /Francis Center • ESG – Catholic Family Center /Sanctuary House • ESG – Catholic Family Center /Women's Place • ESG – Center for Youth Services/Center House • ESG – Center for Youth Services/Transitional Housing • ESG – Cephas Attica/Hunter House • ESG – Community Place/ PHANS	• 10,800 people served annually

GOAL	OBJECTIVE	STRATEGIES	5 YEAR PLANNED ACCOMPLISHMENTS
Respond to General Community Needs	Improve the Services for Low/Mod Persons Increase range of housing options and related services for persons w/special needs	• ESG – Dimitri House • ESG – Grace Urban Ministries /Mary Magdalene House • ESG – Hillside Children's Center • ESG – Housing Council / Homeless Prevention • ESG – RAIHN • ESG – Salvation Army/Booth Haven • ESG – Sojourner House • ESG - Southeast Ecumenical Ministry • ESG – Spiritus Christ/Jennifer House • ESG – St. Martin's Place • ESG – Togetherness in Love Community • ESG – Veteran's Outreach Center/Richard's House • ESG – Volunteers of America/ Homeless Prevention Center • ESG – Volunteers of America /Emergency and Transitional • ESG – Wilson Commencement Park • ESG – YWCA	

Community Development Antipoverty Strategy (91.215 (h))

- ***Describe the jurisdiction's goals, programs, and policies for reducing the number of poverty level families (as defined by the Office of Management and Budget and revised annually). In consultation with other appropriate public and private agencies, (i.e. TANF agency) state how the jurisdiction's goals, programs, and policies for producing and preserving affordable housing set forth in the housing component of the consolidated plan will be coordinated with other programs and services for which the jurisdiction is responsible.***

- ***Identify the extent to which this strategy will reduce (or assist in reducing) the number of poverty level families, taking into consideration factors over which the jurisdiction has control.***

3-5 Year Strategic Plan Antipoverty Strategy response:

Rochester has a well-established network of social service, educational and job training agencies and programs to fight poverty. The City will coordinate its housing efforts with those agencies to provide more affordable housing to households with extremely low-incomes. In addition, our human service programs complement our housing programs to address issues relating to poverty, such as homelessness and family counseling. The City funds a Homeless Prevention Program that provides financial aid for rent or utility arrears and mortgage default, relocation assistance, and mediation of tenant/landlord disputes prioritizing indigent, Hispanic, and single head of households.

The Consolidated Plan, in and of itself, cannot address and resolve poverty. Housing programs, however, can be used to mitigate the degree of poverty by reducing housing costs and preventing homelessness while creating and retaining jobs. The City's housing programs are designed to create more affordable housing units, assist low-income homeowners maintain their homes, produce affordable rental units, and prevent homelessness.

There are several examples of specific programs and their ability to reduce the number of families in poverty. Mortgage Default provides default resolution services and funds to prevent mortgage foreclosure, in case of emergency, to 200 households annually. Both the Residential Assistance Program (RAP), and the Emergency Assistance from City Hall (EACH) provides grants to homeowners to assist in making emergency and exterior repairs.

The fundamental solution to reducing poverty is increasing household income. The City continues to lobby state and federal bodies to allocate more funding for economic development programs, including job creation and training to qualified residents for higher paying, technical jobs. An example of a targeted approach to job creation is the proposed La Avenida Project. This project located on North Clinton Avenue will include investment of $5,000,000 and creation of up to 50 jobs.

We will annually review the impact of our programs on specific sectors of the city, and determine if we need to shift our resources to reach underserved sectors.

The Rochester/Monroe Continuum of Care system consists of a full range of housing options and services to support homeless individuals and families, and encompasses services to support homeless individuals and families, and encompasses services that range from homeless prevention to the actual construction of permanent housing.

The continuum services and housing alternatives include outreach, supportive services, emergency shelters, transitional housing, and permanent supportive housing. The goal of the system is to appropriately transition individuals from homelessness to their maximum level of self-sufficiency.

Specific Special Needs Objectives (91.215)

1. ***Describe the priorities and specific objectives the jurisdiction hopes to achieve over a specified time period.***

2. ***Describe how Federal, State, and local public and private sector resources that are reasonably expected to be available will be used to address identified needs for the period covered by the strategic plan.***

Non-homeless Special Needs (91.205 (d) and 91.210 (d)) Analysis (including HOPWA)

***Please also refer to the Non-homeless Special Needs Table in the Needs.xls workbook.**

- ***Estimate, to the extent practicable, the number of persons in various subpopulations that are not homeless but may require housing or supportive services, including the elderly, frail elderly, persons with disabilities (mental, physical, developmental, persons with HIV/AIDS and their families), persons with alcohol or other drug addiction, and any other categories the jurisdiction may specify and describe their supportive housing needs. The jurisdiction can use the Non-Homeless Special Needs Table (formerly Table 1B) of their Consolidated Plan to help identify these needs.***
  ***Note: HOPWA recipients must identify the size and characteristics of the population with HIV/AIDS and their families that will be served in the metropolitan area.**

- ***Identify the priority housing and supportive service needs of persons who are not homeless but require supportive housing, i.e., elderly, frail elderly, persons with disabilities (mental, physical, developmental, persons with HIV/AIDS and their families), persons with alcohol or other drug addiction by using the Non-homeless Special Needs Table.***

- ***Describe the basis for assigning the priority given to each category of priority needs.***

- ***Identify any obstacles to meeting underserved needs.***

- ***To the extent information is available, describe the facilities and services that assist persons who are not homeless but require supportive housing, and programs for ensuring that persons returning from mental and physical health institutions receive appropriate supportive housing.***

- ***If the jurisdiction plans to use HOME or other tenant based rental assistance to assist one or more of these subpopulations, it must justify the need for such assistance in the plan.***

3-5 Year Non-homeless Special Needs Analysis response:

Populations with Special or Particular Housing Needs

This section includes a discussion of the specific housing needs (to the extent the data is available) of elderly persons, persons with disabilities, including persons with HIV/AIDS and their families, single persons, and large families.

Elderly

The needs of the elderly were to some extent identified in the discussion of general housing needs by income category using CHAS information in the housing needs table. This discussion highlights that information, while the subsequent section includes a discussion of elderly disabled householders, utilizing data from CHAS tables that summarize Mobility and Self Care Limitation. In other words, this section discussed all elderly households, while below, only elderly households with a Mobility and Self Care Limitation are identified.

There are a total of 14,845 elderly households in the City of Rochester, according to the CHAS needs tables – 16.7 percent of all households. Of these, 11,528 (77.3 percent) are below 80 percent MFI and 3,317 (22.7 percent) are above 80 percent MFI. Of these households below 80 percent, 5,363 (46.5 percent) are owners and the other 6,165 (53.5 percent) are renters.

Table 3.32
Elderly Need By Tenure and Income Level

Elderly Households	Renters	Percent Renters	Owners	Percent Owners	Total Households	
0 to 30% MFI	3198	69.4%	1412	30.6%	4610	
w/ Any Problems	2188	68.4%	1017	72.0%	3205	
30 to 50% MFI	1749	48.0%	1898	52.0%	3647	
w/ Any Problems	904	51.7%	874	46.0%	1778	
50% to 80% MFI	1218	37.2%	2053	62.8%	3271	
w/ Any Problems	383	31.4%	368	17.9%	751	
Total below 80%	6165	53.5%	5363	46.5%	11528	77.7%
w/ Any Problems	3475	56.4%	2259	42.1%	5734	
80% and above	674	20.3%	2643	79.7%	3317	22.3%
w/ Any Problems	89	13.2%	108	4.1%	197	
Rochester Total	6839	46.1%	8006	53.9%	14845	
w/ Any Problems	3564	52.1%	2367	29.6%	5931	

Figure 3.14
TENURE BY INCOME LEVEL, ELDERLY HOUSEHOLDS

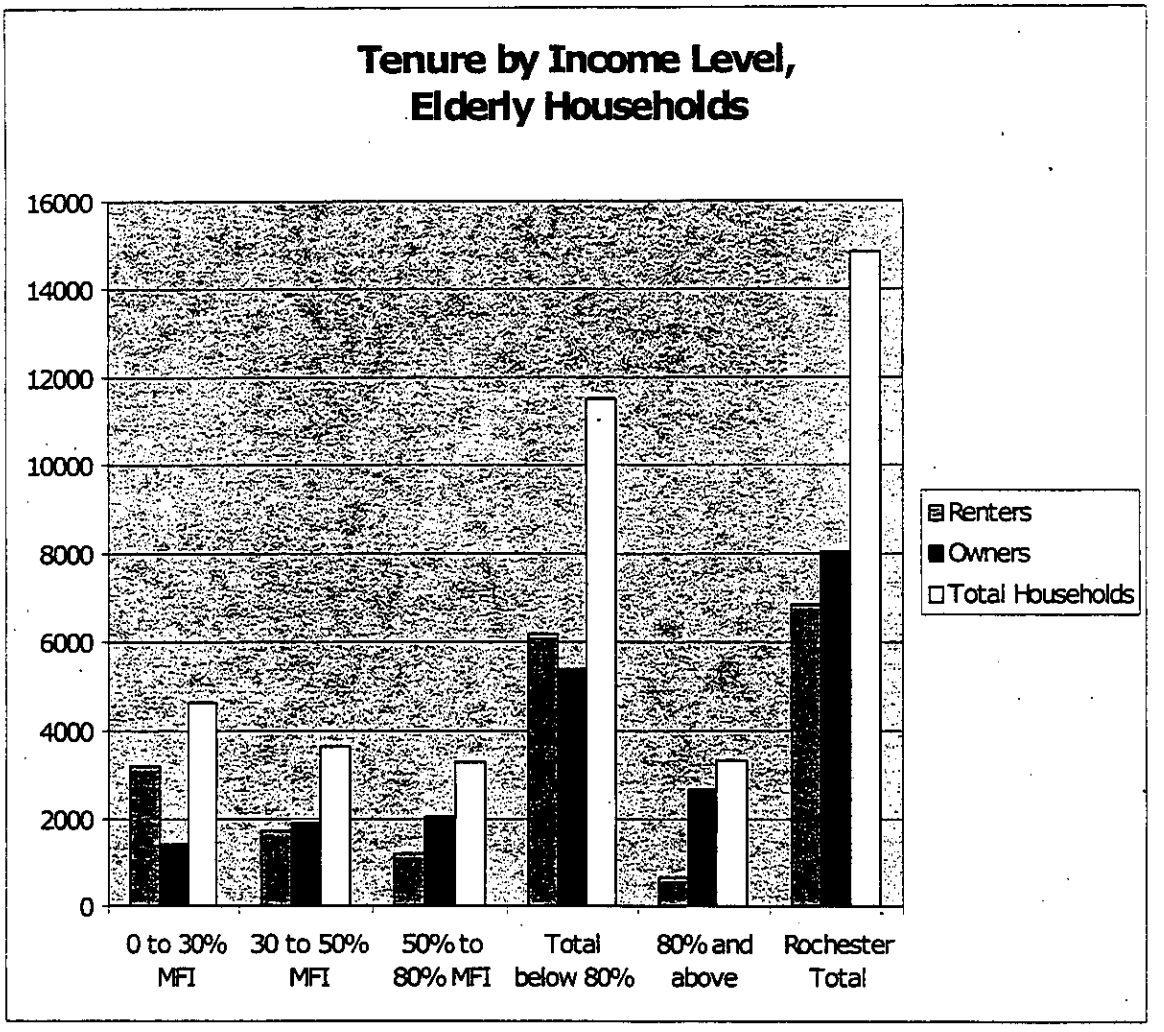

Elderly households below 30 percent MFI are primarily renters (69.4% versus 30.6% percent for owners). However, above 30%, there are more owners than renters. In the low income (30 to 50% MFI) category, 52 percent are owners and 48 percent are renters. The 50 to 80 percent MFI category has a much higher home ownership rate -- 62.8%, versus only 37.2% renters. Above 80 percent of MFI, the home ownership rate is nearly 80 percent, which is much higher than the overall home ownership rate of households about 80 percent MFI (63.3 percent). Therefore, above 80 percent of MFI, the elderly are a disproportionate share of homeowners.

In general, economic circumstances of the elderly have improved since 1970 and are better than the national and state rates of comparable locations.

Disabilities

CHAS data summarizes the housing needs of households with a member who has a mobility and self care limitation. There are 19,376 households in the City of Rochester (about one-fifth of the total households) in which at least one member has a mobility or self care limitation. Of these households, 12,149 (62.7 percent) are renter households and 7,227 (37.3 percent) are homeowner households.

Table 3.33
Disability Need By Tenure And Income Level

Disability Need by Tenure and Income Level									
Households with a Disabled Member	Extra Elderly	Elderly	All Other	Total Rental	Extra Elderly	Elderly	All Other	Total Owner	Total HHLds w/ Dsbld Mbr
0 to 30% MFI	625	920	4670	6215	350	234	610	1194	7409
w/ Any Problems	400	600	3829	4829	225	185	495	905	5735
30 to 50% MFI	465	375	1845	2685	410	205	595	1210	3895
w/ Any Problems	235	210	1319	1764	135	120	485	741	2504
50% to 80% MFI	330	235	1350	1915	365	260	1205	1830	3745
w/ Any Problems	130	55	475	661	60	80	690	831	1491
Total below 80%	1420	1530	7865	10815	1125	699	2410	4234	15049
w/ Any Problems	765	865	5624	7254	420	385	1670	2476	9730
80% and above	100	109	1125	1334	344	329	2320	2993	4327
w/ Any Problems	15	4	120	139	4	14	246	263	402
Rochester Total	1520	1639	8990	12149	1469	1028	4730	7227	19376
w/ Any Problems	780	869	5745	7399	425	399	1916	2739	10134

Figure 3.15

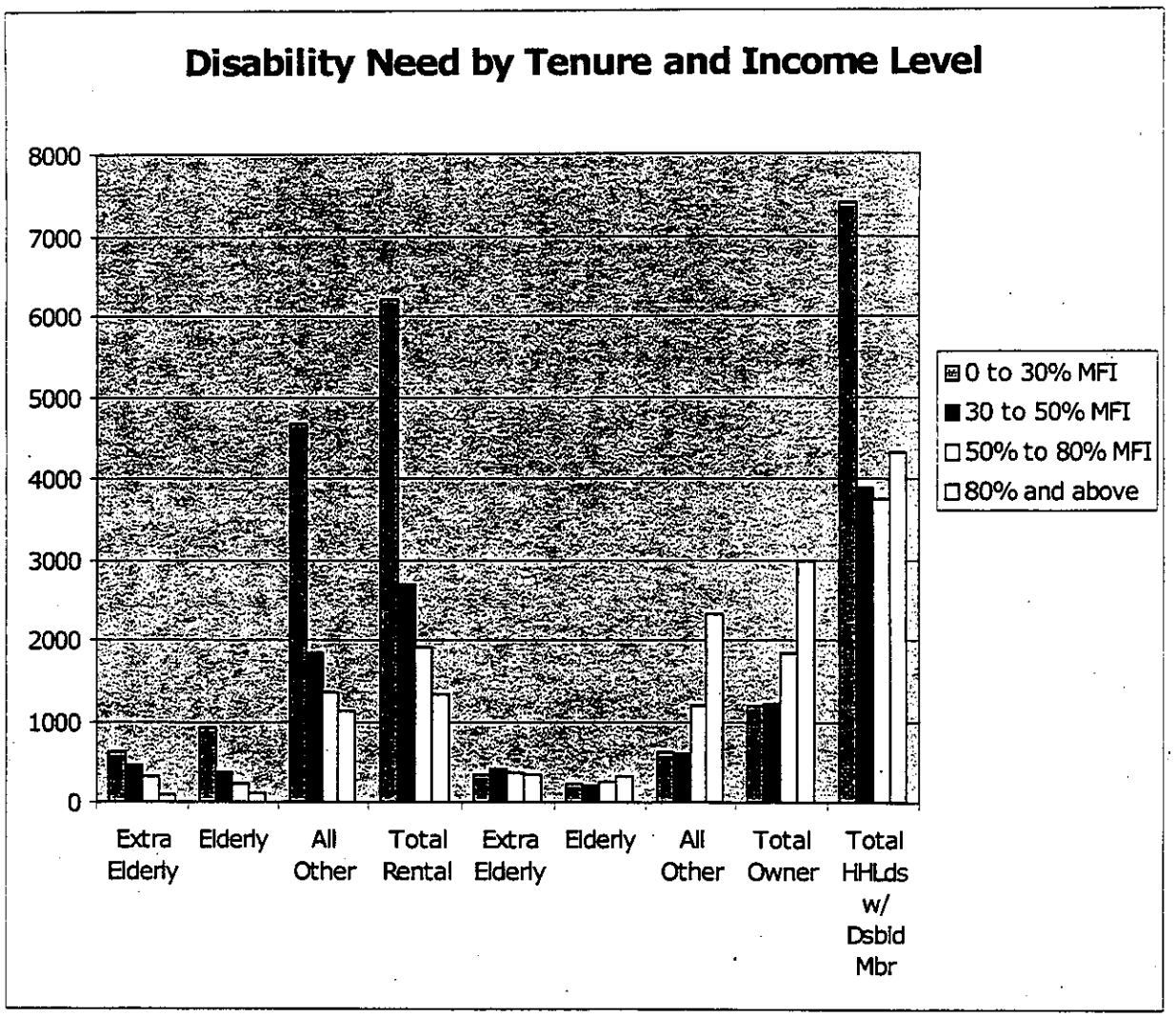
Disability Need by Tenure and Income Level
8000
7000
6000
5000
4000
3000
2000
1000
0
Extra Elderly
Elderly
All Other
Total Rental
Extra Elderly
Elderly
All Other
Total Owner
Total HHLds w/ Dsbld Mbr
0 to 30% MFI
30 to 50% MFI
50% to 80% MFI
80% and above

Housing problems are much more prevalent in extremely low and low income households. In all renter households with household income below 30 percent of Median Family Income, 77.7 percent (about 4,800 households) have some housing problem. The majority of these households are non-elderly households. While there are fewer extremely low income homeowner households with a disabled member, the same trend holds-- most of the disabled households are not elderly.

There are roughly 5,600 elderly households that fall into the mobility and self care limitation category. Of these, about 3,100 are renter households and 2,500 are homeowner households. The incidence of housing problems is in fact slightly less than for the elderly population as a whole, generally speaking. Amongst very low income elderly households with a disabled member, about 65 percent have a housing problem.

The CHAS data describes both elderly households and extra elderly households-- in an extra elderly household, one or both members of the household is over the age 74. There is no significant discrepancy between these two groups of very low income renters. However, for homeowners, the prevalence of housing problems is slightly more acute for elderly (79.1 percent of households) than extra elderly (64.3 percent).. For low income households the same holds true: need is fairly consistent for elderly and extra elderly rental households, but there is greater need for elderly homeowner households than extra elderly (58.5 percent of elderly homeowners in this category have a housing problem, compared to only 32.9 percent of extra elderly homeowners).

There are very few moderate income elderly households with a mobility and self care limitation (only about 200, and instances of housing problems are minimal). There are also only 673 elderly homeowner occupied moderate income households, of which not more than a handful have a housing problem. The City of Rochester has little housing need for moderate income disabled households, especially compared to extremely low income households (both inhabited by disabled individuals and those in the general population).

Rochester is a designated Spinal Cord Injury Center and is home to the National Institute for the Deaf. The City continues to have the largest population of individuals with Spina Bifida, Cerebral Palsy, and Multiple Sclerosis. Efforts to accommodate the city's disabled population have increased since 1995 with ADA compliance efforts, city regional planning efforts with the Council on the Disabled, growth in accessible housing units and an increase of independent living support systems.

Persons with HIV/AIDS and Their Families

According to international AIDS charity Avert www.avert.org,), there were 138 AIDS cases in Rochester in 2003, and there are a cumulative total of 2,799 AIDS cases in the City, as of the end of 2003. According to the New York State Department of Health, the City has a high cumulative AIDS case rate of 666.1 cases per 100,000 population. Ninety-three percent of individuals diagnosed with AIDS in Monroe County are residents of Rochester. Statewide, the City is in the intermediate high quartile for case incidences.

The lead HIV/AIDS agency in the City of Rochester is AIDS Rochester. The agency also is responsible for HIV/AIDS service provision in Monroe, Ontario, and Livingston Counties. There is no dedicated subsidized housing for individuals with HIV/AIDS and their families. However, in the City of Rochester, there are about 45 families currently living in households with HOPWA subsidies, administered by AIDS Rochester. Most of these households are single persons. The waiting list (which is primarily Rochester households), contains 75 names.

The housing subsidies provided by AIDS Rochester follow the unit. This is a standard qualifying unit needs to be identified at an affordable rental rate. For the most part, there are no special disability needs amongst AIDS Rochester clientele. However, most identified units tend to be on the first floor and / or be wheelchair accessible. Single family units are more difficult to identify, especially because of the tendency toward higher rental costs. Family affordability is difficult even with subsidies, due to increased cost including utilities.

The projected future needs of the AIDS population are: increased case management, especially in the Hispanic population, additional transitional beds for individuals experiencing drug treatment or incarceration, adequate affordable, safe housing and transitional services of families of clients that have died.

Housing Opportunities for People with AIDS (HOPWA)

***Please also refer to the HOPWA Table in the Needs.xls workbook.**

- ***The Plan includes a description of the activities to be undertaken with its HOPWA Program funds to address priority unmet housing needs for the eligible population. Activities will assist persons who are not homeless but require supportive housing, such as efforts to prevent low-income individuals and families from becoming homeless and may address the housing needs of persons who are homeless in order to help homeless persons make the transition to permanent housing and independent living. The plan would identify any obstacles to meeting underserved needs and summarize the priorities and specific objectives, describing how funds made available will be used to address identified needs.***

- ***The Plan must establish annual HOPWA output goals for the planned number of households to be assisted during the year in: (1) short-term rent, mortgage and utility payments to avoid homelessness; (2) rental assistance programs; and (3) in housing facilities, such as community residences and SRO dwellings, where funds are used to develop and/or operate these facilities. The plan can also describe the special features or needs being addressed, such as support for persons who are homeless or chronically homeless. These outputs are to be used in connection with an assessment of client outcomes for achieving housing stability, reduced risks of homelessness and improved access to care.***

- ***For housing facility projects being developed, a target date for the completion of each development activity must be included and information on the continued use of these units for the eligible population based on their stewardship requirements (e.g. within the ten-year use periods for projects involving acquisition, new construction or substantial rehabilitation).***

- ***The Plan includes an explanation of how the funds will be allocated including a description of the geographic area in which assistance will be directed and the rationale for these geographic allocations and priorities. Include the name of each project sponsor, the zip code for the primary area(s) of planned activities, amounts committed to that sponsor, and whether the sponsor is a faith-based and/or grassroots organization.***

- ***The Plan describes the role of the lead jurisdiction in the eligible metropolitan statistical area (EMSA), involving (a) consultation to develop a metropolitan-wide strategy for addressing the needs of persons with HIV/AIDS and their families living throughout the EMSA with the other jurisdictions within the EMSA; (b) the standards and procedures to be used to monitor HOPWA Program activities in order to ensure compliance by project sponsors of the requirements of the program.***

- ***The Plan includes the certifications relevant to the HOPWA Program.***

3-5 Year Strategic Plan HOPWA response:

The City of Rochester is the designated grant recipient for HOPWA for the five-county metropolitan area. Many people are living with HIV or AIDS and potentially could benefit from HOPWA–funded housing assistance as follows:

Table 3.34
Persons Living With HIV / AIDS

County	Persons Living with HIV	Persons Living with AIDS	Total
Monroe	568	939	1507
Livingston	13	31	44
Ontario	20	33	53
Orleans	11	23	34
Wayne	34	33	67
TOTAL	**646**	**1059**	**1705**

Source: New York State Department of Heath HIV/AIDS Surveillance Semiannual Report (issued 02/01/05) reflecting diagnoses through December 2003. (Excludes Prisoners)

Funding will be used to provide assistance to eligible persons on an individual basis. In the experience of local providers of HIV/AIDS services, housing needs can best be met by scattered-site market-rate apartments, not by purpose–built congregate housing facilities. Accordingly, the City will continue to fund short-term rent, mortgage and utility payments to avoid homelessness and long-term client-based rental assistance.

Less than 2 percent of clients seeking housing assistance in 2004 from the largest provider of HOPWA-funded services were homeless or coming from shelters. An additional 3 percent were doubled-up with family or friends. As a result, most HOPWA funding is being used preventively, to maintain people in their apartments. Stable housing has been shown to be a significant factor in maintaining the health of those with HIV, and in encouraging them to remain involved in other therapies. Eighty-seven percent of those served by this provider had incomes at or below $1000 per month. Ninety-four percent resided in Monroe County, and the bulk of them (approximately 90% of the total) lived within the City limits. The funded agencies provided services to all applicants on a first-come first–serve basis, without regard to where they reside in the five-county service area.

The City of Rochester, as the lead agency in the EMSA, continues to consult with providers of HIV/AIDS services regarding the specialized needs of this population.

Specific HOPWA Objectives

- ***Describe how Federal, State, and local public and private sector resources that are reasonably expected to be available will be used to address identified needs for the period covered by the strategic plan.***

3-5 Year Specific HOPWA Objectives response:

As noted above, the focus will continue to be to maintain people in stable housing. Funding will provide individualized assistance to persons in scattered-site housing, through short-term rent, mortgage and utility payments and long-term client-based rental assistance.

OTHER NARRATIVE

Include any Strategic Plan information that was not covered by a narrative in any other section.

ANNUAL ACTION PLAN

First Program Year Action Plan

The CPMP First Annual Action Plan includes the SF 424 and Narrative Responses to Action Plan questions that CDBG, HOME, HOPWA, and ESG grantees must respond to each year in order to be compliant with the Consolidated Planning Regulations. The Executive Summary narratives are optional.

SF 424

Complete the fillable fields (blue cells) in the table below. The other items are pre-filled with values from the Grantee Information Worksheet.

Date Submitted	16-6002551	**Type of Submission**	
Date Received by state	State Identifier	**Application**	**Pre-application**
Date Received by HUD	Federal Identifier	X Construction	☐ Construction
		X Non Construction	☐ Non Construction

Applicant Information

City of Rochester		UOG Code: NY365544
City Hall, Room #125-B		Organizational DUNS: 002465805
30 Church Street		Organizational Unit: City of Rochester
Rochester	New York	Department: Community Development
14614	U.S.A.	Division: Office of the Commissioner
Employer Identification Number (EIN):		County: Monroe
##-#######		Program Year Start Date 07/01/2005
Applicant Type:		**Specify Other Type if necessary:**
Local Government: City		Specify Other Type

Program Funding

		U.S. Department of Housing and Urban Development
Catalogue of Federal Domestic Assistance Numbers; Descriptive Title of Applicant Project(s); Areas Affected by Project(s) (cities, Counties, localities etc.); Estimated Funding		
Community Development Block Grant		
CDBG Project Titles: Various Projects		Description of Areas Affected by CDBG Project(s) City of Rochester
$CDBG Grant Amount: $10,893,899	$Additional HUD Grant(s) Leveraged	Describe
$Additional Federal Funds Leveraged		$Additional State Funds Leveraged
$Locally Leveraged Funds		$Grantee Funds Leveraged: $1,336,500
$Anticipated Program Income: $2,300,000		Other: $9,095,200
Total Funds Leveraged for CDBG-based Project(s): $10,745,200		
Home Investment Partnerships Program		14.239 HOME
HOME Project Titles: Various		Description of Areas Affected by HOME Project(s) City of Rochester
$HOME Grant Amount: $3,580,753	$Additional HUD Grant(s) Leveraged	Describe
$Additional Federal Funds Leveraged		$Additional State Funds Leveraged
$Locally Leveraged Funds		$Grantee Funds Leveraged: $313,500

$Anticipated Program Income: $180,000	Other: $2,185,000
Total Funds Leveraged for HOME-based Project(s): $2,498,500	

Housing Opportunities for People with AIDS	14.241 HOPWA	
HOPWA Project Titles: Various	Description of Areas Affected by HOPWA Project(s): Rochester MSA	
$HOPWA Grant Amount: $575,000	$Additional HUD Grant(s) Leveraged	Describe
$Additional Federal Funds Leveraged	$Additional State Funds Leveraged	
$Locally Leveraged Funds	$Grantee Funds Leveraged	
$Anticipated Program Income	Other (Describe)	
Total Funds Leveraged for HOPWA-based Project(s)		

Emergency Shelter Grants Program	14.231 ESG	
ESG Project Titles: Various	Description of Areas Affected by ESG Project(s) City of Rochester	
$ESG Grant Amount: $424,535	$Additional HUD Grant(s) Leveraged	Describe
$Additional Federal Funds Leveraged	$Additional State Funds Leveraged	
$Locally Leveraged Funds	$Grantee Funds Leveraged	
$Anticipated Program Income	Other: $424,535	
Total Funds Leveraged for ESG-based Project(s): $424,535		

Congressional Districts of: 28 & 29		Is application subject to review by state Executive Order 12372 Process?	
Applicant Districts	Project Districts		
Is the applicant delinquent on any federal debt? If "Yes" please include an additional document explaining the situation.		☐ Yes	This application was made available to the state EO 12372 process for review on Date
		X No	Program is not covered by EO 12372
☐ Yes	X No	☐ N/A	Program has not been selected by the state for review

Person to be contacted regarding this application

First Name: Laura	Middle Initial: S	Last Name: Nobles
Title: Senior Administrative Analsyst	Phone: (585) 428-6550	Fax: (585) 428-6137
eMail: noblesl@cityofrochester.gov	Grantee Website: cityofrochester.gov	Other Contact
Signature of Authorized Representative William Johns		Date Signed 5-16-05

Narrative Responses

GENERAL

Executive Summary

The Executive Summary is optional, but encouraged. If you choose to complete it, please provide a brief overview that includes major initiatives and highlights that are proposed during the next year.

Program Year 1 Action Plan Executive Summary:

The City of Rochester 2005-06 One-Year Action Plan contains the one-year plan to carry out housing and community development activities funded by Federal formula grant funds received in the 2005-06 program year from the U.S. Department of Housing and Urban Development (HUD). These funds are from the **Community Development Block Grant (CDBG), HOME Investment Partnerships (HOME), Emergency Shelter Grant (ESG) and Housing Opportunities for Persons with AIDS (HOPWA) programs**.

Attachment III provides an indication of the grant amounts and compares them with the 2004-05 program year. A detailed summary of program income is presented in Attachment IV.

The amount of revenue available is estimated to be $19,694,187. Of this amount, $13,283,899 is available from the Community Development Block Grant, $3,760,753 is available from the HOME Program (including $93,851 in American Dream Downpayment Initiative (ADDI) funds), $424,535 is available from the Emergency Shelter Grant and $575,000 from the Housing Opportunities for Persons with Aids Program. An additional $1,650,000 in Urban Development Action Grant loan and interest repayments are available for the City Development Fund.

The following table provides an indication of funding by program goal.

Table 4.1
Funding By Program Goal

GOAL	AMOUNT	PERCENT OF TOTAL
Support Neighbors Building Neighborhoods	$808,300	4%
Promote Economic Stability	$3,674,400	19%
Improve the Housing Stock	$11,861,852	60%
Respond to General Community Needs	$2,404,735	12%
Other	$944,900	5%
Total	**$19,694,187**	**100%**

CONSOLIDATED COMMUNITY DEVELOPMENT PLAN
ANNUAL ACTION PLAN
ATTACHMENT III
ESTIMATED REVENUE SUMMARY

SOURCE	ACTUAL 2004-05	ESTIMATED 2005-06	CHANGE
Community Development Program			
Community Development Block Grant	$11,607,000	$10,983,899	-$623,101
Program Income	$2,100,000	$2,300,000	$200,000
Reallocation	$0	$0	$0
Total	$13,707,000	$13,283,899	-$423,101
City Development Fund			
UDAG Repayments	$1,100,000	$1,650,000	$550,000
Reallocation	$0	$0	$0
Total	$1,100,000	$1,650,000	$550,000
HOME Program			
Home Investments Partnerships	$3,631,073	$3,486,902	-$144,171
American Dream Down Payment Initiative - FY 2003	$139,476	$0	-$139,476
American Dream Down Payment Initiative - FY 2004	$164,586	$0	-$164,586
American Dream Down Payment Initiative - FY 2005	$0	$93,851	$93,851
Program Income	$180,000	$180,000	$0
Total	$4,115,135	$3,760,753	-$354,382
Emergency Shelter Grant	$431,454	$424,535	-$6,919
HOPWA	$597,000	$575,000	-$22,000
TOTAL	$19,950,589	$19,694,187	-$256,402

CONSOLIDATED COMMUNITY DEVELOPMENT PLAN

ANNUAL ACTION PLAN

ATTACHMENT IV

COMMUNITY DEVELOPMENT PROGRAM INCOME

DESCRIPTION	GRANTEE	SUBRECIPIENT
Demolition	$0	$0
Proceeds From the Sale/Rental of Land	$20,000	$0
Revolving Loan Fund		
Neighborhood Housing Services (*)	$0	$110,300
Economic Development & Rehab Loan Repayments	$2,460,000	$0
TOTAL	$2,480,000	$110,300

Notes: (*) These funds are retained by NHS for the Revolving Loan Fund

Following are the significant funding highlights:

- An allocation of $800,000 for the **Commercial Loan Fund** which provides loans to assist private sector job creation and retention of new and expanding commercial businesses.

- Funding in the amount of $1,100,000 for the **Industrial Revolving Loan Fund.** It is anticipated that 1,040 jobs will be created or retained during the program year.

- An allocation of $130,000 for the **Security Camera / Lighting Grant Project** which provides matching grants for the purchase and installation of security camera systems and exterior lighting.

- Funding in the amount of $28,700 for a **Matching Grant Sign Project** which will assist 14 businesses.

- An allocation of $142,499 for an **Aging In Place** project which will fund strategies designed to help elders stay in their homes.

- An allocation of $609,000 for **Rehab Rochester** which will provide funding for the rehabilitation of 40 housing units occupied by low and moderate income families.

- Funding in the amount of $1,000,000 for **lead hazard reduction activities** in 100 housing units.

- An allocation of $1,401,871 for **renovation and new construction projects which create housing** with rents affordable to households with incomes below 60% of median family income. It is anticipated that 85 units will be assisted.

- Funding in the amount of $300,000 for a **Mortgage Default / Relief Project** that will assist 200 people.

- An allocation of $2,125,600 to be used to finance various **physical improvements** in low and moderate income neighborhoods.

- An allocation of $50,000 for operation of the **BEST project**, to provide employment readiness training and job development for low and moderate income city residents.

- An allocation of $317,000 for new **job creation and youth programs** to be determined by a Request For Proposal.

- Funding in the amount of $200,000 for **neighborhood sector programs** to be determined by a Request for Proposal.

General Questions

1. ***Describe the geographic areas of the jurisdiction (including areas of low income families and/or racial/minority concentration) in which assistance will be directed during the next year.***

2. ***Describe the basis for allocating investments geographically within the jurisdiction (or within the EMSA for HOPWA) (91.215(a)(1)) during the next year and the rationale for assigning the priorities.***

3. ***Describe actions that will take place during the next year to address obstacles to meeting underserved needs.***

Program Year 1 Action Plan General Questions response:

The assisted projects contained in the Annual Action Plan are appropriate for all areas of the city. Needs such as affordable housing and economic development are not confined to specific geographic area. However, higher concentrations of community development needs do exist in various geographic areas where many low and moderate income households reside.

The City generally targets community development activities in census tracts where 51% or more of the households have incomes that are 80% or less of the median family income. Map 9 depicts this area as determined from 2000 census data.

In addition, guidelines for allocating funds geographically are:

- **Planning projects are city-wide.**
- **Economic development projects are city-wide and assist businesses that create jobs for low and moderate income persons or provide needed goods and services to residents of low and moderate income residential areas.**
- **Housing projects are city-wide and assist units occupied by low and moderate income families.**
- **Neighborhood improvement projects are city-wide and are targeted to neighborhoods that are primarily residential and at least 51% of the residents are low and moderate income.**
- **Human service and homeless projects are limited to a specific group of people, at least 51% of whom are low and moderate income.**

Map 10 illustrates the Renewal Community and Empire Zone. It is within these areas that a variety of assisted economic development activities take place. The Department of Economic Development's East Main Street Assistance and Commercial Building Renovation Programs both receive funding allocations based on geographic criteria. The East Main Street Program is allocated strictly to a limited area on East Main Street between the Genesee River and Chestnut Street. The Commercial Building Renovation Program is eligible in specific targeted areas throughout the city.

MAP 9

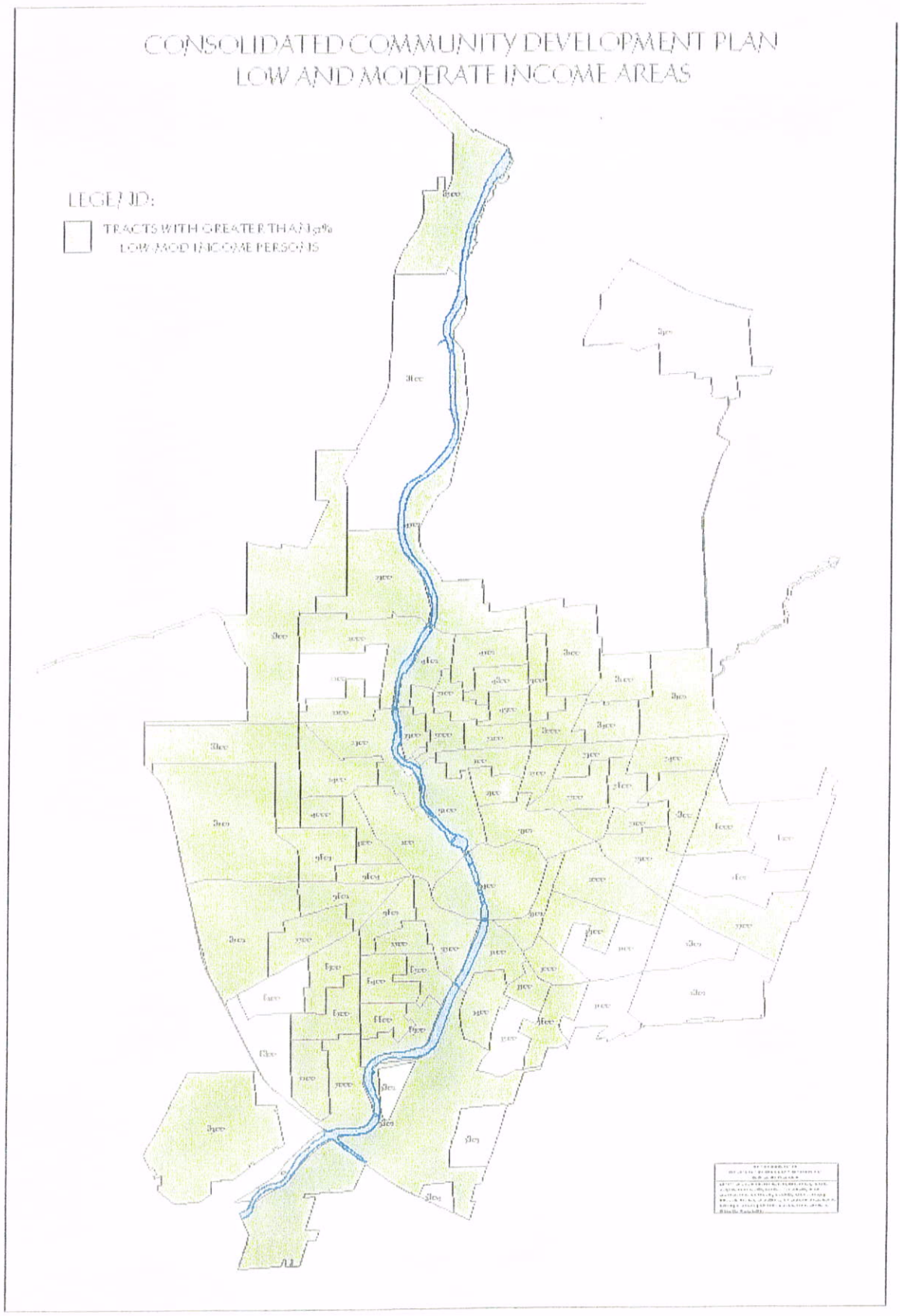
CONSOLIDATED COMMUNITY DEVELOPMENT PLAN
LOW AND MODERATE INCOME AREAS
LEGEND:
TRACTS WITH GREATER THAN 51%
LOW/MOD INCOME PERSONS

MAP 10

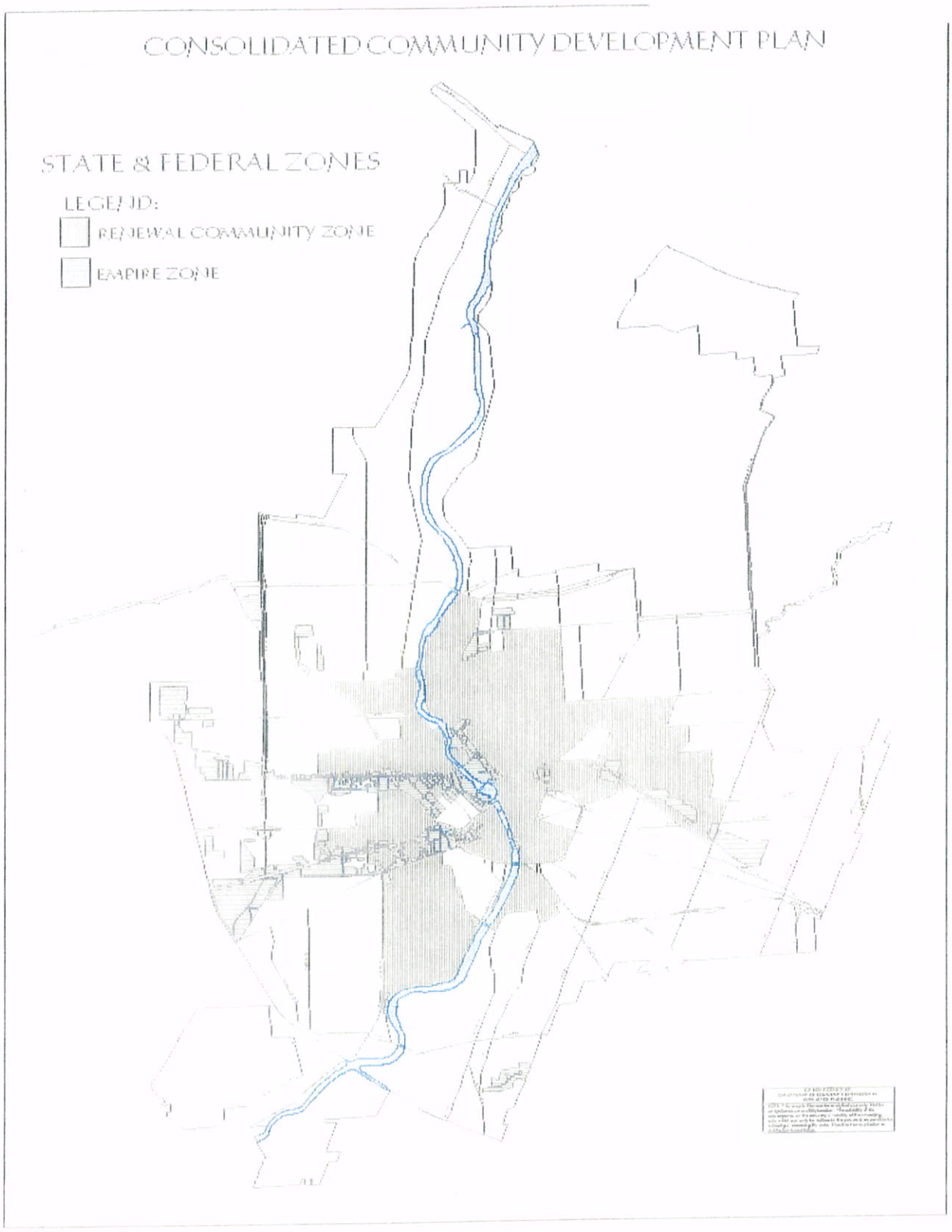
CONSOLIDATED COMMUNITY DEVELOPMENT PLAN
STATE & FEDERAL ZONES
LEGEND:
RENEWAL COMMUNITY ZONE
EMPIRE ZONE

The Department of Economic Development will also:

- begin revitalization of the Midtown and Sibley properties;
- support the development 400 East Main Street in the Cultural District for mixed-use residential;
- support the redevelopment of 250 South Avenue;
- continue to support the renovation of underutilized Center City commercial buildings for mixed-use market rate residential uses; and,
- promote in-fill development in Downtown's west end and the area north of the proposed Renaissance Square Project area.

Redevelopment of the La Marketa Project area will soon begin. This important project located on North Clinton Avenue will include investment of $5,000,000 and create up to 50 jobs. The Targeted Facade Improvement Matching Grant Programs on Chili Avenue, West Main Street, and North Clinton Avenue will be completed in the coming year. The Jay Street / State Street / Plymouth Avenue area revitalization project will also be completed.

It is important to note that the **funding priorities and decisions** are based on the needs and strategies contained in the Neighbors Building Neighborhoods Strategic Action Plans. There was also consultations with community groups, nonprofit groups and City department staff. In addition, statistical data was compiled from a variety of sources to prepare a community profile, housing market analysis, and housing needs assessment.

The funding priorities will also adhere to the following guidelines:

- **At least 70% of Community Development Block Grant expenditures will be for activities that benefit low and moderate income families.**
- **The amount of funds proposed for public service activities will not exceed 15% of the annual Community Development Block Grant, including program income.**
- **The amount of funds proposed for planning and administration activities will not exceed 15% of the annual Community Development Block Grant, including program income.**

The United States Department of Housing and Urban Development annually awards funds to the City of Rochester for housing and community development activities. These funds are from the Community Development Block Grant (CDBG), HOME Investment Partnerships (HOME), Emergency Shelter Grant (ESG), and Housing Opportunities for Persons with AIDS (HOPWA) programs. The City utilizes Urban Development Action Grant loan and interest payments for the City Development Fund.

Community Development Block Grant

Community Development Block Grant funds may be used to carry out a wide range of community and economic development activities specifically authorized by the Housing and Community Development Act. All assisted projects, with the exception of planning and administration, must address one of the three national objectives of the program: benefit low and moderate income persons; prevent or eliminate slums and blight; or when no other financial resources are available, meet other community development needs that are particularly urgent because existing conditions pose a serious and immediate threat to the health and welfare of the community.

Activities that can be carried out with CDBG funds include, but are not limited to: acquisition of real property, relocation, demolition, rehabilitation of residential and non-residential structures, and the construction of public facilities and improvements such as water and sewer facilities, streets, and neighborhood centers. In addition, CDBG funds may be used to pay for public services within certain limits and for activities relating to energy conservation and renewable resources. Communities may also provide assistance to businesses to carry out economic development activities.

The types of activities that are generally considered ineligible include the construction or rehabilitation of buildings for the general conduct of government, political activities, and certain income payments.

HOME Program

The City of Rochester was designated as an eligible jurisdiction for participation in the HOME Program on February 12, 1992. HOME funds may be used for a variety of housing activities according to local housing needs. Eligible uses of funds include: developing rental housing, housing rehabilitation, assistance to first time home buyers, and new construction. HOME funding may also be used for site acquisition, site improvements, demolition, and relocation. Funds may not be used for certain activities, including public housing modernization or operating subsidies for rental housing.

Participating jurisdictions must match their HOME funds and must also set aside 15 percent of their allocations for housing owned, developed, or sponsored by community housing development organizations. Rochester qualifies for a 100% reduction in the required local match amount for 2005-2006 as determined by HUD, since its meets the requisite distress criteria.

The American Dream Downpayment Initiative (ADDI) was authorized by Congress on December 16, 2003 and provides resources specifically intended to assist low-income (</= 80% MFI) families who are first-time homebuyers in purchasing single-family housing that will serve as the family's principal residence. The City of Rochester will primarily utilize ADDI in financing existing home purchase assistance programs.

Emergency Shelter Grant

The Federal Homeless Assistance Act provides grants for safe, sanitary shelter, supportive services and other assistance to homeless people and families. Eligible activities include renovation, major rehabilitation, or conversion of buildings for use as emergency shelters for the homeless. Within certain limits, grantees may spend funds on essential social services for the homeless and for homeless prevention efforts. Funds may also be spent on operating costs such as maintenance, insurance, utilities and furnishings but may not be used for staff payroll expenses.

Housing Opportunities for Persons with AIDS

Funds for the Housing Opportunities for Persons with AIDS are provided by formula to certain states and localities based on population and other considerations. Housing assistance and services under the program are limited to low income persons with AIDS or related diseases and their families, but housing information services are available to persons with AIDS and their families without regard to income. Funds may be used for all types of housing designed to prevent homelessness for persons with AIDS and their families, including emergency housing, shared housing arrangements, apartments, single room occupancy dwellings and community residences. Appropriate supportive services must be provided in connection with HOPWA housing assistance.

City Development Fund

The City Development Fund was established in 1986. The objective of the fund is to provide for development incentives that leverage private investment in the City's housing stock, enhance the tax base, and retain and create jobs. The Development Fund, which operates primarily as a revolving loan fund, ensures that scarce resources are recycled to the maximum extent possible and that neighborhood and business initiatives are continued in the future.

Capitalization of the fund is provided chiefly by loan and interest repayments received from Urban Development Action Grant loan recipients. Use of these repayments primarily for new loans will not only leverage private funding but will generate further payments to fund new loans. Thus, the loan fund has cumulatively increasing effects.

The Departments of Community Development, Economic Development and Parks, Recreation and Human Services annually review the impact of assisted projects and determine if there is a need to shift resources to reach underserved sectors.

A primary obstacle to meeting **underserved economic development needs** is the ability of developers to secure the necessary financing to undertake and complete projects. It is typically the role of the public sector to fill the gaps of these financing needs. However, on occasion, these gaps exceed the assistance capabilities of the City. Another obstacle is the ability to secure inexpensive and convenient parking options for Center City businesses and development projects.

Crime has been a major obstacle to the continued revitalization of neighborhood commercial areas. The Annual Action Plan contains funding for projects that provide security cameras and exterior lighting.

The Housing Needs Assessment documents a large percentage of households that experienced one or more housing problems in 2000, including housing cost burden, overcrowding, and inadequate housing. A significant amount of the City's housing funds are directed towards addressing underserved needs.

There are many underserved groups such as the homeless. The Community's Homeless Continuum of Care Plan describes a system that ranges from emergency housing and supportive service to permanent housing with homeless prevention and support services that homeless individuals and families need to achieve independent living.

Managing the Process

1. ***Identify the lead agency, entity, and agencies responsible for administering programs covered by the consolidated plan.***

2. ***Identify the significant aspects of the process by which the plan was developed, and the agencies, groups, organizations, and others who participated in the process.***

3. ***Describe actions that will take place during the next year to enhance coordination between public and private housing, health, and social service agencies.***

Program Year 1 Action Plan Managing the Process response:

The **Department of Community Development is the lead agency** responsible for preparing and overseeing the Consolidated Community Development Plan and Annual Action Plan. The Department ensures that there is broad public participation in the development of the Plan and that ideas are obtained from a wide range of government agencies, service providers, and sector planning committees.

The Departments of Community Development, Economic Development and Parks, Recreation and Human Services administer assisted projects.

The City of Rochester published a notice seeking comments from individuals, public / private entities that provide assisted housing, health and social services, and organizations that provide housing and support services to special needs populations (including elderly persons, persons with disabilities, persons with HIV / AIDS and homeless persons) to help develop the plan.

Departmental staff held consultations with the following organizations:

- Business Association President's Council
- Center for Governmental Research
- Greater Rochester Enterprise
- Housing Council in the Monroe County Area, Inc.
- LIFE SPAN
- Monroe County Department of Health and Human Services
- Neighborhood Association Presidents / Sector Chairs
- New York Empire State Development
- Rochester Works, Inc.
- Rochester Regional Transit Authority
- United States Small Business Administration
- United Way of Greater Rochester, Inc.

The City of Rochester values its partners and recognizes the vital contributions of State agencies, nonprofit organizations, businesses, financial institutions, and other organizations that help carry out numerous housing and community development programs.

It is intended and expected that the City and housing providers in Rochester will continue their existing practices of coordination and networking with health, mental health, and human service agencies.

The City will continue to work with the HOME program community housing development organizations (CHDOs). It will coordinate housing and community activities with the Continuum of Care efforts. It will coordinate various physical improvement and housing efforts. The Department of Economic Development will coordinate various economic development efforts, such as exterior improvement program and planning with business associations.

City staff will continue to work closely with business and neighborhood associations to develop and implement economic development programs.

The City will continue to advise agencies on which programs are available. The City will continue to refer agencies to experienced developers in the community.

Citizen Participation

1. ***Provide a summary of the citizen participation process.***

2. ***Provide a summary of citizen comments or views on the plan.***

3. ***Provide a summary of efforts made to broaden public participation in the development of the consolidated plan, including outreach to minorities and non-English speaking persons, as well as persons with disabilities.***

4. ***Provide a written explanation of comments not accepted and the reasons why these comments were not accepted.***

Program Year 1 Action Plan Citizen Participation response:

The City of Rochester encourages residents to participate in the planning and implementation of the Consolidated Community Development Plan. Public meetings are held at times convenient for citizens and at locations within the program's target areas that are accessible to the disabled. In addition, the City provides opportunities for citizens to submit written comments, proposals, and recommendations. It also publishes and distributes material in both English and Spanish.

In an effort to broaden public participation in the development of the consolidated plan, five community meetings were held to solicit input and provide information regarding the Consolidated Community Development Plan. The meeting dates and locations were as follows:

Table 4.2
Community Meeting Schedule

DATE	LOCATION
January 19, 2005	Edgerton Recreation Center
January 20, 2005	North Street Community Center
January 26, 2005	Campbell Street Recreation Center
January 27, 2005	South Avenue Recreation Center
February 2, 2005	General Meeting - City Hall

There was one speaker at the meeting at the South Avenue Recreation Center. The speaker discussed her concern regarding the proposed cuts in the CDBG program, and the importance of CDBG support for her agency's revolving loan and housing rehabilitation programs.

A Draft Consolidated Community Development Plan will be prepared and published. The plan will be available for 30 days for comment. It will be mailed to public libraries and published in a newspaper of general circulation. Copies will be available in the Department of Community Development and the Office of Communications in City Hall, which are accessible to the disabled. This Draft Plan will be submitted to City Council for its consideration.

The City Council will hold a public hearing on the Draft Plan. At this hearing, the public is invited to comment on all phases of the plan, including housing and community development needs, proposed activities, and program performance.

The Final Plan will contain a summary of citizen comments or views on the plan. It will also contain a written explanation of comments not accepted and the reason why these comments were not accepted.

Institutional Structure

1. Describe actions that will take place during the next year to develop institutional structure.

Program Year 1 Action Plan Institutional Structure response:

The Department of Community Development will implement a revised structure for prospective home buyers to obtain information, financial counseling and assistance, and pre - and post-purchase counseling services relating to home ownership.

Monitoring

1. Describe actions that will take place during the next year to monitor its housing and community development projects and ensure long-term compliance with program requirements and comprehensive planning requirements.

Program Year 1 Action Plan Monitoring response:

The City of Rochester's standards and procedures that will be used for monitoring housing and community development projects are contained in the Strategic Plan.

The program will adopt a **Logic Model** approach for all assisted projects during the coming program year. The model will provide a clear understanding of what the project is attempting to accomplish and how it will go about accomplishing that goal.

The logic model is a valuable organizational planning, implementation, funding and quality improvement process tool. It describes how a project is expected to work in achieving desired outcomes, while identifying the need for adjustment and improvements.

Attached is a Logic Model Form (Attachment V). Following is an outline that will guide the use of the model. It defines the five areas included in the model in the order that is recommended for use by the project manager. It should be noted that the actual model outlines areas in reverse order.

- The **goal** gives a one sentence overview of what the program is designed to accomplish and for whom.

- **Projected outcomes** are benefits or changes for individuals or populations during or after participating in activities. They show effects on knowledge, attitudes, skills, behavior, condition or status; examples include increased job readiness and increasing home ownership. Time frames for short-term versus long-term outcomes will vary based on the type of program or activities. Short-term outcomes should occur within a time frame that allows the manager to measure them. The manager may be able to measure some long-term outcomes as well.

- **Activities** show what you do with the inputs / resources to achieve the outcomes. Activities should be quantified to show information such as frequency and duration.

- **Inputs** are the resources needed to carry out the activities and accomplish the outcomes. Staff and funds are examples of inputs.

- Relationships between inputs, activities, and short-and long-term outcomes should be shown as applicable

The City of Rochester will also implement an **Outcome Measurement System** for the Consolidated Plan. The system will include objectives, outcome measures and indicators. The system will be an important tool to report to citizens the many benefits provided by assisted activities.

The following table contains an illustration of the system's objectives, outcomes, and indicators.

Table 4.3
Consolidated Community Development Plan
Performance Management System

OBJECTIVES	OUTCOMES	INDICATORS
Improve Living Environment	Improve Availability / Accessibility to Service - Benefit	Number of homeless persons stabilized Number of people assisted

OBJECTIVES	OUTCOMES	INDICATORS
Decent Affordable Housing	Affordability for Low / Mod Persons	Number of affordable rental units created Number of owner occupied units brought up to standard condition Number of units brought to lead safety Monthly cost saving to occupant after assistance Monthly mortgage payments compared to previous rental payment or average housing cost in area Change in area property values after new housing development
Creating Economic Opportunity	Promote Livable Communities	Number of new businesses assisted Number of businesses assisted that remain operational 3 years after Number of businesses retained Number of jobs created or retained by type # Acres of brown fields remediated # of commercial facade treatment / business building rehab Business occupancy rates

ATTACHMENT V
CONSOLIDATED COMMUNITY DEVELOPMENT PROGRAM
LOGIC MODEL

Project / Activity:_____ **Department:**_____

Date::_____ **Time Frame:**_____

Project /Activity Goal:_____

INPUTS ($'S. Staff, materials and other resources) Quantify inputs wherever possible	ACTIVITIES (What the program does with inputs to achieve its outcomes) Activities should be quantified	PROJECTED OUTCOMES	
		SHORTER-TERM OUTCOMES	LONGER-TERM OUTCOMES

Standards and procedures used to monitor Economic Development projects to ensure long term compliance with the program requirements include annual job verification reports and certifications to be submitted by the program recipients.

Staff will continue to examine the best practices of other communities nationally to bring innovative programs to our community. In addition, staff will continue working with both neighborhood based and church-based Community Development Corporations (CDCs) in taking on neighborhood development projects, and helping to ensure that these groups obtain the training they need to be successful. EDD staff will continue to review our project monitoring procedures and policies with our Accounting and Legal Departments to ensure that we maintain tight fiscal controls.

The Industrial Development Division will employ standards and procedures such as maintaining current program guidelines, utilizing appropriate underwriting analysis and documentation. Additionally, the division maintains an active process of post-closing administration, which involves monitoring employment information. Staff monitor projects to ensure that projects are completed and program objectives are met.

Lead-based Paint

1. ***Describe the actions that will take place during the next year to evaluate and reduce the number of housing units containing lead-based paint hazards in order to increase the inventory of lead-safe housing available to extremely low-income, low-income, and moderate-income families.***

Program Year 1 Action Plan Lead-based Paint response:

The Strategic Plan section of this documents several actions to evaluate and reduce lead-based paint hazards and describes how lead-based paint hazards will be integrated into housing policies and programs. During the 2005-06 program year, the City will undertake the following activities:

- Provide funding through City LEAD to owner-occupants and investor-owners to control lead based paint hazards in 276 units.
- Educate property owners about the dangers of childhood lead poisoning.
- Continue to support "Get the Lead Out" and "Dust Wipes for All" as demonstration programs.
- Partner with the Monroe County Department of Public Health to produce 30 lead safe units.
- Provide free lead abatement training to City-approved contractors.
- Provide free lead safe work practice training to owners and landlords participating in City LEAD.
- Amend the municipal code to include poisoning prevention policies.

HOUSING / COMMUNITY DEVELOPMENT OBJECTIVES

Specific Housing Objectives

****Please also refer to the Housing Needs Table in the Strategic Plan.***

1. ***Describe the priorities and specific objectives the jurisdiction hopes to achieve during the next year.***

2. ***Describe how Federal, State, and local public and private sector resources that are reasonably expected to be available will be used to address identified needs for the period covered by this Action Plan.***

Community Development

****Please also refer to the Community Development Needs Table in the Strategic Plan..***

1. ***Identify the jurisdiction's priority non-housing community development needs eligible for assistance by CDBG eligibility category specified in the Community Development Needs Table (formerly Table 2B), public facilities, public improvements, public services and economic development.***

2. ***Identify specific long-term and short-term community development objectives (including economic development activities that create jobs), developed in accordance with the statutory goals described in section 24 CFR 91.1 and the primary objective of the CDBG program to provide decent housing and a suitable living environment and expand economic opportunities, principally for low- and moderate-income persons.***

   ****Note: Each specific objective developed to address a priority need, must be identified by number and contain proposed accomplishments, the time period (i.e., one, two, three, or more years), and annual program year numeric goals the jurisdiction hopes to achieve in quantitative terms, or in other measurable terms as identified and defined by the jurisdiction.***

Needs of Public Housing

1. ***Describe the manner in which the plan of the jurisdiction will help address the needs of public housing and activities it will undertake during the next year to encourage public housing residents to become more involved in management and participate in homeownership.***

2. ***If the public housing agency is designated as "troubled" by HUD or otherwise is performing poorly, the jurisdiction shall describe the manner in which it will provide financial or other assistance in improving its operations to remove such designation during the next year.***

Program Year 1 Action Plan Housing / Community Development response:

The following table provides a summary of priority need, specific objectives and proposed accomplishments. Objectives have been assigned a number.

Table 4.4
Summary of Housing And Community Development Objectives

OBJ #	PRIORITY NEED	SPECIFIC OBJECTIVES	PROPOSED ACCOMPLISH MENT
NBN-1	Planning	Improve the services for low / mod income persons	-
PES-1	Economic Development	Improve economic opportunities for low-income persons	130 Businesses 1,220 Jobs 120,046 People 17 Public Facilities
IHS-1	Owner Housing	Improve the quality of owner housing	926 Housing Units 191 Households 11 Public Facilities 3,310 People
IHS-2	Owner Housing	Improve access to affordable owner housing	
IHS-3	Owner Housing	Improve access to affordable owner housing for minorities	
IHS-4	Owner Housing	Increase the availability of affordable owner housing	
IHS-5	Owner Housing	Increase range of housing options for persons with special needs	
IHS-6	Rental Housing	Increase the supply of affordable rental housing	
IHS-7	Rental Housing	Improve the quality of affordable rental housing	
IHS-8	Rental Housing	Improve access to affordable rental housing	
IHS-9	Public Services	Improve the quality of affordable rental housing	
IHS-10	Public Services	Increase the supply of affordable rental	
IHS-11	Public Services	Improve the services for low / mod income persons	
GCN-1	Public Services	Improve the services for low / mod income persons	31,147 people - Note: Homeless Program are a duplicate count
GCN-2	Homeless / HIV / AIDS	Increase range of housing options & related services for persons w/ special needs	
GCN-3	Homeless / HIV / AIDS	Increase the number of homeless persons moving into permanent housing	
GCN-4	Homeless / HIV / AIDS	Improve the services for low / mod persons	
GCN-5	Infrastructure	Improve the services for low / mod persons	
GCN-6	Infrastructure	Improve quality / increase quantity of public improvements for lower income persons	
GCN-7	Public Facilities	Improve quality / increase quantity of public improvements for lower income persons	
GCN-8	Public Facilities	Improve the services for low / mod persons	
O1	Public Facilities	Improve the services for low / mod persons	20 Public Facilities

The following table provides a listing of other private and non-federal resources expected to be available to address the needs identified in the Consolidated Community Development Plan and Annual Action Plan. The City of Rochester will use federal resources to leverage these non-federal public and private resources. Many assisted activities such as housing assistance, economic development and human services require matching funds from other sources.

Table 4.5
Other Resources

Needs	Resources	
	Non-Federal	Private
HOUSING	City of Rochester - Operating / Capital Budget Low Income Tax Monroe County Department of Social Services NYS Housing Finance Agency NYS Affordable Housing Corp NYS Department of Social Services NYS Housing Trust Fund Rochester Housing Authority	Banks and Other Lenders Buyer and Investor Equity Enterprise Foundation Federal Home Loan Bank Flower City Habitat for Humanity Foundation Greater Rochester Housing Partnership Neighborhood Housing Services United Way of Greater Rochester Rochester Housing Development Fund Rochester / MLK Fund
HOMELESS	NYS Department of Social Services NYS Division for Youth NYS Office of Mental Health Monroe County Department of Social Services Rochester / Monroe County Youth Bureau	Alternatives for Battered Women Baden Street Settlement Blessed Sacrament Cameron Community Ministries Catherine McAuley / Families First Catherine McAuley / Melita House Catholic Charities Catholic Family Center The Center The Community Place Cephas Attica Grace Urban Ministries Hillside Children's Center Housing Council Oxford House St. Martin's Place Sojourner House

Needs	Resources	
	Non-Federal	Private
HOMELESS		Southeast Ecumenical Ministry Togetherness In Love Community Veteran's Outreach Center Volunteers of America Wilson Commencement Park YWCA
PUBLIC FACILITY	City of Rochester - Capital Improvement Program	
INFRASTRUCTURE IMPROVEMENT	City of Rochester - Capital Improvement Program	
PUBLIC SERVICE	City of Rochester - Operating Budget Monroe County Department of Health Monroe County Department of Social Services Monroe County Office of the Aging NYS Crime Victims Board NYS Department of Health NYS Department of Social Services NYS Department of Transportation NYS Division for Youth NYS Division of Criminal Justice Services NYS Education Department NYS Office of the Aging	Academy for Career Development AIDS Rochester Baden Street Settlement House Cameron Community Ministries Career Systems Development Catholic Charities Catholic Family Center Group 14621 Community Association Legal Aid Society Monroe County Legal Assistance Corp Public Interest Law Office of Rochester Private Foundations Rochester area Community Foundation

Needs	Resources	
	Non-Federal	Private
	NYS Office of Alcoholism and Substance Abuse NYS Office of Mental Retardation and Development Disabilities Rochester / Monroe County Youth Bureau	Quad A Rochester Fatherhood Resource Initiative Rochester Grantmakers Forum United Way YMCA of Greater Rochester YWCA of Greater Rochester
OTHER COMMUNITY DEVELOPMENT	City of Rochester - Operating Budget Monroe County Department of Health NYS Department of Social Services NYS Department of Health NYS Department of State NYS Energy Office NYS Office for the Aging Monroe County Department of Health	IBERO Small Business Investment Company Urban League Economic Development Corporation
PLANNING	City of Rochester - Operating Budget	Sector Committees

The **Rochester Housing Authority (RHA)** became a participant in the Public Housing Modernization / Comprehensive Grant Program (CGP) during FFY '92. In FFY 2002, this program became known as the Comprehensive Fund Program (CFP). RHA has received HUD's approval of CGP / CFP plan since the program became available. The plan is a five year spending plan for physical improvements, management improvements, and support services for public housing residents. Each year RHA will receive an annual formula allocation to address identified needs. RHA will receive approximately $5.1 million. The approved plan covers Federal Fiscal Years 2004-2008. Appendix F contains a summary of the approved plan.

The CFP plan is based upon a complete evaluation of the nearly 2,350 public housing units in the city that are included in RHA's inventory. The plan presents a physical needs assessment of each of RHA's 26 project locations and its scattered sites. The plan also identifies activities to improve management and provide support services to residents.

A complete copy of the CFP plan may be reviewed at the following locations:

Rochester Housing Authority
Executive and Administrative Offices
675 West Main Street
Rochester, New York 14611
(585) 697-3602

City of Rochester
Bureau of Housing and Project Development
City Hall, Room 028-B
30 Church Street
Rochester, New York 14614
(585) 428-6150

Management and Operations

RHA is proposing $475,000 in management / operational improvements through the Comprehensive Fund Program for FY 2004. Management improvements assist in enhancing property management operations and services, while expanding tenant involvement in property management. Management improvements for FY 2004 include:

- Provide additional maintenance staff training.
- Continue water management program.
- Provide job, employment, education, business start up and resident council training for RHA tenants.
- Provide temporary contract management staffing.
- Update computer software including preventive maintenance scheduling software and provide related staff training.
- Provide home repair training.

Living Environment

The Rochester Housing Authority continues its activities to improve the living environment of RHA residents. Enrichment activities are available to youth and adults. The following is a listing of activities provided.

Youth Programs

(1) Educational

a. After school and evening tutorial programs in conjunction with the City School District (School Nos. 2,4,6,9, and 50) and the Urban League of Rochester

b. Intern Programs with SUNY Brockport, Monroe County Community College, and the Rochester City School District.

(2) Recreational
- a. Boy Scouts and Girl Scouts of America
- b. Urban League of Rochester Youth Programs
- c. Threshold Center for Youth Services
- d. RHA Bowling League
- e. Upstate housing Authority Basketball League
- f. Resident Summer Camp
- g. City Recreation programs

Senior Citizen Program
(1) Consortium on Elderly Substance Abuse
(2) Nutrition Centers at six locations
(3) RSVP Program
(4) Visiting Nurse Service / Monroe County Health Department
(5) Grocery shopping bus service

Substance Abuse Prevention / Counseling
(1) Substance abuse prevention / counseling program
(2) SWAN / Bridge Alcohol and Substance Abuse Program
(3) Park Ridge Chemical Dependency Program
(4) Rochester Rehabilitation Center

Crime Prevention
(1) Security consultant services
(2) Tower Power, high visibility bike patrol and road patrol
(3) Crime prevention lectures, displays, security surveys and patrols
(4) Resident crime prevention organizing and Tenant Security programs
(5) High-rise guard stations

Other Counseling / Support Services
(1) HIV / AIDS Support Group
(2) Enriched housing program at 3 locations
(3) Catholic Family Center
(4) Eviction Prevention Counseling
(5) Social Services Counselor
(6) Family Investment Center (FIC), activities include case management, education, training and employment services for residents to reach self sufficiency and economic stability
    - a. Employment
        - 1) Skills assessment
        - 2) Job search assistance
        - 3) Job placement
    - b. Training
        - 1) Computer skills
        - 2) Construction trades
        - 3) Child care provider
        - 4) Financial assistance for other training opportunities
        - 5) Job readiness training
        - 6) Section 3
        - 7) JTPA
    - c. Education
        - 1) Computer assisted GED classes
        - 2) Scholarship assistance
        - 3) Post GED math and reading review
        - 4) Adult basic education

5) SAT / ACT Preparation
6) Computer literacy

d. Business Start-Up
1) Small business development workshop
2) Financial assistance for business start-up (micro-loan program)

e. Family Self-Sufficiency
1) Home buyer seminars
2) Budgeting and household finances
3) Time management
4) Family support
5) Financial Counseling services
6) Credit restoration and money management

f. Support Group
1) Barriers to success
2) Mental wellness
3) Nutrition
4) Values clarification

(7) Resident Council, Resident Advisory Board

The Authority's actions are consistent with the housing needs assessment of low income housing needs as evidenced in the Consolidated Plan.

Olean and Kennedy Revitalization Project - RHA received HUD approval in August 2002 to demolish public housing family developments at Olean Townhouses (76 units) and Kennedy Townhouses (35 units). Disposition approval for Kennedy Townhouses was received in February 2003 and will enable redevelopment of the Kennedy Townhouses parcel as described in the Olean / Kennedy Revitalization Plan, an overall redevelopment and revitalization plan for these sites, the nearby Kennedy Tower and surrounding neighborhood. The revitalization plan was developed in response to concerns about the long term viability of Olean and Kennedy Townhouses and Kennedy Tower. Concerns centered around marketability of the sites, costs of modernization required for code compliance, site density, unit livability and aesthetic appeal of the properties. The revitalization plan was developed after an in-depth consultant review incorporating input from residents, neighborhood, local government, and community leaders.

The three phase redevelopment plan will locate public housing and low income rental units onto the Olean Townhouses site, the Kennedy Townhouses site and throughout the nearby neighborhood. Homeownership housing will also be developed on the Olean Townhouses site through the City's Home Expo program. The high-rise for the elderly at Kennedy Tower would be upgraded to relieve deficiencies and increase overall marketability of the units.

The RHA is planning to construct two new units using funds from the Resident Opportunity and Self Sufficiency (ROSS) program, the Comprehensive Fund program (CFP) and through the Replacement Housing Fund (FHF) program to replace two units that were disposed of in 1999. The units would be constructed by tenants enrolled in RHA's Family Sufficiency Program while receiving on the job skills training.

RHA is also planning to develop three additional scattered site units to complete a previously funded development programs.

In accordance with the Quality Housing and Work Responsibilities Act (QHWRA) of 1998, beginning with funding received in Federal Fiscal Year 2000, the Rochester Housing Authority has prepared five year plans and annual plans covering both its public housing and tenant-based assistance (Section 8) operations. QHWRA constituted a substantial overhaul of HUD's public housing, and Section 8 assistance programs. Congressional purposes for this new requirement are to advise HUD, the residents / tenants, and members of the public of a public housing authority's (PHA's) mission for serving the needs of low-income, very low-income, and extremely low-income families; their strategy for addressing those needs; to provide a framework for local accountability; and to provide an easily identifiable source by which public housing residents, participants in the tenant-based assistance programs, and other members of the public may locate basic PHA policies, rules and requirements concerning its operations, programs, and services.

The goals of this new comprehensive planning requirement are to make more efficient use of Federal assistance; more effectively operate programs; and better serve residents / tenants.

The **Public Housing Agency Plan (Agency Plan)** embodies, in many respects, the concepts of the Consolidated Community Development Plan. Like the Consolidated Plan, HUD intends that the Agency Plan will provide a mechanism by which a PHA can examine its long-range and short-range needs, specifically the needs of the families that it serves, and design both long-term and short-term strategies for addressing those needs. Like the Consolidated Plan, the Agency Plan requires consultation with affected groups in the development of the plan.

These plans will require RHA to examine its existing operations and to design long-range and short-range strategies to address those needs. The five-year plan is to describe the mission and the long range goals and objectives for achieving its mission over the five-year period from October 1, 2000 to September 30, 2005. The annual plan is to provide details about operations; program participants and their needs; needed capital improvements; available financial resources (federal and non-federal); the strategies for addressing needs; and programs and services for the upcoming fiscal year.

RHA is obligated to ensure that the Agency Plan is consistent with this Consolidated Plan, including a description of the manner in which the applicable plan contents are consistent with the Consolidated Plan.

Barriers to Affordable Housing

1. ***Describe the actions that will take place during the next year to remove barriers to affordable housing.***

Program Year 1 Action Plan Barriers to Affordable Housing response:

The majority of assisted, affordable housing in the Rochester region is located within the City of Rochester. The City has a long history of supporting the development and ongoing operation of affordable rental housing through site assembly activities, infrastructure development, providing construction and permanent financing, and payments in lieu of tax agreements.

The City of Rochester has established a high priority for the fostering and maintaining affordable housing for low and moderate income households. The City will:

- **expand the supply of affordable rental and homeownership housing;**
- **increase homeownership among low and moderate income prospective homebuyers;**
- **preserve and improve the existing stock of affordable housing; and,**
- **ensure equal access to housing.**

To implement these objectives, the City will offer first-time homebuyer assistance, housing rehabilitation, tenant-landlord counseling, fair housing programs and develop new affordable housing. The City will continue to make capital improvements in low-and moderate-income areas.

The City enacted a new zoning code in 2002 and attention was given to assure that there would be no negative consequences on the development or preservation of affordable housing. The implementation of the new zoning code will be monitored during the program year to assure that any unanticipated negative consequences for affordable housing are identified and addresses.

Likewise, the State of New York enacted a new building code which became effective in January 2003. The implementation of that code will continue to be monitored for unanticipated negative consequences on affordable development or preservation.

HOME/ American Dream Down payment Initiative (ADDI)

1. ***Describe other forms of investment not described in § 92.205(b).***
2. ***If the participating jurisdiction (PJ) will use HOME or ADDI funds for homebuyers, it must state the guidelines for resale or recapture, as required in § 92.254 of the HOME rule.***

3. ***If the PJ will use HOME funds to refinance existing debt secured by multifamily housing that is that is being rehabilitated with HOME funds, it must state its refinancing guidelines required under § 92.206(b). The guidelines shall describe the conditions under which the PJ will refinance existing debt. At a minimum these guidelines must:***
   a. ***Demonstrate that rehabilitation is the primary eligible activity and ensure that this requirement is met by establishing a minimum level of rehabilitation per unit or a required ratio between rehabilitation and refinancing.***
   b. ***Require a review of management practices to demonstrate that disinvestments in the property has not occurred; that the long-term needs of the project can be met; and that the feasibility of serving the targeted population over an extended affordability period can be demonstrated.***
   c. ***State whether the new investment is being made to maintain current affordable units, create additional affordable units, or both.***
   d. ***Specify the required period of affordability, whether it is the minimum 15 years or longer.***
   e. ***Specify whether the investment of HOME funds may be jurisdiction-wide or limited to a specific geographic area, such as a neighborhood identified in a neighborhood revitalization strategy under 24 CFR 91.215(e)(2) or a Federally designated Empowerment Zone or Enterprise Community.***
   f. ***State that HOME funds cannot be used to refinance multifamily loans made or insured by any federal program, including CDBG.***

4. ***If the PJ is going to receive American Dream Down payment Initiative (ADDI) funds, please complete the following narratives:***
   a. ***Describe the planned use of the ADDI funds.***
   b. ***Describe the PJ's plan for conducting targeted outreach to residents and tenants of public housing and manufactured housing and to other families assisted by public housing agencies, for the purposes of ensuring that the ADDI funds are used to provide down payment assistance for such residents, tenants, and families.***
   c. ***Describe the actions to be taken to ensure the suitability of families receiving ADDI funds to undertake and maintain homeownership, such as provision of housing counseling to homebuyers.***

Program Year 1 Action Plan HOME/ADDI response:

The American Dream Downpayment Initiative (ADDI) was authorized by Congress on December 16, 2003 and provides resources specifically intended to assist low-income (</= 80% MFI) families who are first-time homebuyers in purchasing single-family housing that will serve as the family's principal residence. The City of Rochester will primarily utilize ADDI in financing existing home purchase assistance programs.

Targeted Outreach

The Bureau of Housing and Project Development (BHPD) will coordinate its home purchase outreach activities with the Rochester Housing Authority's Family Investment Center (RHA / FIC) and Providence Housing Development Corporation (PHDC). RHA / FIC is administering a Resident Opportunities and Self Sufficiency - Homeownership Support Services (ROSS-HSS) grant awarded in 2002, which will assist public housing tenants in becoming homeowners. PHDC operates RHA's Section 8 Homeownership Program.

BHPD will distribute program literature to both locations and will make staff available to present program information to the Section 8 and public housing clientele at sessions arranged by RHA / FIC and PHDC. Program information will also be distributed through the City's homeownership assistance center.

Homeownership Counseling

Comprehensive homeownership counseling, i.e. pre- and post-purchase education and training, is mandatory for all recipients for City of Rochester homeownership assistance. These services are delivered by the City of Rochester and NHS / Rochester. Group training is offered on a regularly scheduled basis, together with one-on-one pre-purchase counseling. This training and counseling program, has been operating for several years.

HOMELESS

Specific Homeless Prevention Elements

****Please also refer to the Homeless Needs Table in the Strategic Plan Section.***

1. ***Sources of Funds—Identify the private and public resources that the jurisdiction expects to receive during the next year to address homeless needs and to prevent homelessness. These include the McKinney-Vento Homeless Assistance Act programs, other special federal, state and local and private funds targeted to homeless individuals and families with children, especially the chronically homeless, the HUD formula programs, and any publicly-owned land or property. Please describe, briefly, the jurisdiction's plan for the investment and use of funds directed toward homelessness.***

2. ***Homelessness—In a narrative, describe how the action plan will address the specific objectives of the Strategic Plan and, ultimately, the priority needs identified. Please also identify potential obstacles to completing these action steps.***

3. ***Chronic homelessness—The jurisdiction must describe the specific planned action steps it will take over the next year aimed at eliminating chronic homelessness by 2012. Again, please identify barriers to achieving this.***

4. ***Homelessness Prevention—The jurisdiction must describe its planned action steps over the next year to address the individual and families with children at imminent risk of becoming homeless.***

5. ***Discharge Coordination Policy—Explain planned activities to implement a cohesive, community-wide Discharge Coordination Policy, and how, in the coming year, the community will move toward such a policy.***

Program Year 1 Action Plan Special Needs response:

The City of Rochester will receive $424,535 under the Emergency Shelter Grant Program for activities that begin on July 1, 2005. The Emergency Shelter Grant is designed to:

- help improve the quality of existing emergency shelters for the homeless.
- help make available additional emergency shelters.
- help meet the costs of operating emergency shelters.
- provide certain essential social services to homeless individuals so that these persons have access to safe and sanitary shelter as well as supportive services and other kinds of assistance they need to improve their situlations.
- restrict the increase of homelessness by preventive programs and activities.

The City does not provide shelter or services directly. Funds are distributed by a Request For Proposal process.

The priorities for the 2005-06 program year are:

- Programs that provide services to homeless individuals in successfully making the transition to self-sufficiency, especially programs that provide life skills and employment training services.
- Shelters / programs proposing to serve individuals who have been refused admission, or have been sanctioned from re-admission to a homeless shelter due to illness, behavior or substance abuse issues.
- Programs that propose to reconfigure their operating structure so that they can accommodate on a short term emergency basis, populatons whom they do not usually serve.
- Programs with strategies to identify individuals and families who are at risk of homelessness and implement homelessness prevention plans.
- Programs that offer auxillary services for individuals who are currently in emergency or transitional shelters and require assistance in managing daily issues, i.e., private phone access (voice mail, answering service), mail delivery, use of laundry facilities, access to word processing equipment and copiers, and transportation assistance.
- Transitional programs that provide case management support to individuals in the maintenance of an independent lifestyle. Day support services such as drop-in centers and soup kitchens as well as substance / alcohol abuse counseling, are needed to serve the homeless and near homeless during day time hours.
- Program that target services to special populations in need of unique services such as HIV / AIDS patients, individuals with severe physical or mental illness, substance abusers and youth who are not residing with their parents or other responsible adults.
- Programs needing resources to help them meet the community minimum standards for homeless shelters and / or minimum standards for emergency food pantries.

The City annually has agreements with approximately 30 providers. Within this group of agencies are those with the specialty skills necessary to deliver services which meet the needs of each of the subpopulations: individuals, families, veterans, recovering substance abusers, chronically homeless, person with HIV/AIDS, victims of domestic abuse, and those at imminent risk of becoming homeless.

All agencies have the capacity to adhere to the Emergency Shelter Grant regulations and provide the intended program within guidelines to the eligible population. All projects are eligible under the regulations and are consistent with the Consolidated Community Development Plan and the Continuum of Care.

Agencies are required to provide a 100 percent match for Emergency Shelter Grant funding. In general, matching funds may include:

- Amount of funds from other sources;
- Salary paid to staff (not included in the award) to carry out the project of the recipient;
- Time contributed by volunteers (currently determined at the rate of $5 per hour); and
- The value of any donated material or building, or of any lease, calculated using a reasonable method to establish a fair market value.

The City is involved in local oversight of other McKinney-Vento funds (which it does not directly receive) through its membership in the Rochester/Monroe County Continuum of Care Team and the Homeless Services Network. If any publicly-owned land or property is made available during the year, the Continuum of Care Team will conduct a review to determine if it was appropriate to meet any local need.

The City and other local agencies will continue to review the local system to determine if the needs of the chronically homeless are being met. The initial review indicates that many services are currently in place, and that all involved clearly understand that shelter placement is only the first step in a process which should lead ultimately to permanent housing. The opening of the "Safe Haven," a limited-rules shelter dedicated to the chronically homeless, is a goal which has been pursued for several years, but which is hampered by lack of funding and / or the inability of this population to comply with the rules of funders, is also a barrier to other innovative methods of eliminating chronic homelessness.

The City will continue to work to prevent homelessness of individuals and families by use of ESG funds, subject to the regulatory limit. As noted above, preventative efforts are delivered by experienced agencies who provide food, eviction prevention/ advocacy, utility assistance, and other emergency services.

Discharge Coordination Policies have been developed and implemented by the Homeless Services Network (HSN) and the Continuum of Care Team, groups which include representatives from the City of Rochester. Community-wide plans to prevent homelessness upon discharge have been developed, and staff at the discharging facilities are aware of the need to make appropriate arrangements for departing individuals. Specific planning has occurred for youth, for those leaving prison/jail, for those with mental health issues, and for those leaving hospitals The HSN Special Needs Population Committee will work with other institutions, i.e., inpatient rehab programs, other residential programs, to develop similar discharge protocols.

COMMUNITY DEVELOPMENT

Antipoverty Strategy

1. ***Describe the actions that will take place during the next year to reduce the number of poverty level families.***

Program Year 1 Action Plan Antipoverty Strategy response:

During the 2005-06 program year, the City will continue to fund specific programs that help reduce the number of families in poverty. Mortgage Default provides default resolution services and funds to prevent mortgage foreclosure, in case of emergency, to 200 households annually. Both the Residential Assistance Program (RAP), and the Emergency Assistance from City Hall (EACH) provides grants to homeowners to assist in making emergency and exterior repairs. The City will also continue its economic development activities to expand employment activities.

The Rochester/Monroe Continuum of Care system consists of a full range of housing options and services to support homeless individuals and families, and encompasses services to support homeless individuals and families, and encompasses services that range from homeless prevention to the actual construction of permanent housing. The goal of the system is to appropriately transition individuals from homelessness to their maximum level of self-sufficiency.

NON-HOMELESS SPECIAL NEEDS HOUSING

Non-homeless Special Needs (91.220 ©) and (e))

Please also refer to the Non-homeless Special Needs Table in the Needs.xls workbook.

1. ***Describe the priorities and specific objectives the jurisdiction hopes to achieve for the period covered by the Action Plan.***

2. ***Describe how Federal, State, and local public and private sector resources that are reasonably expected to be available will be used to address identified needs for the period covered by this Action Plan.***

Program Year 1 Action Plan Specific Objectives response:

A number of activites will be undertaken by the City to address the special needs of persons who are not homeless. Funding is provided for an Aging In Place project which will improve the life for senior citizens by helping them stay in their homes. The City will continue to support the development of affordable rental and owner housing for persons that are physically-challenged.

A variety of housing assistance and rehabilitation program are planned for the coming year. Funding is available for promotional efforts designed to increase awareness of these programs. Special outreach efforts will be made to persons with special needs.

Similar to past years, the City will promote support services designed to meet the needs of non-homeless special needs populations.

Funding under the Housing Opportunities for Persons with AIDS Program will be used by three agencies to provide needed housing and support services to low-income persons with AIDS.

Housing Opportunities for People with AIDS

****Please also refer to the HOPWA Table in the Strategic Plan.***

1. ***Provide a Brief description of the organization, the area of service, the name of the program contacts, and a broad overview of the range/ type of housing activities to be done during the next year.***

2. ***Report on the actions taken during the year that addressed the special needs of persons who are not homeless but require supportive housing, and assistance for persons who are homeless.***

3. ***Evaluate the progress in meeting its specific objective of providing affordable housing, including a comparison of actual outputs and outcomes to proposed goals and progress made on the other planned actions indicated in the strategic and action plans. The evaluation can address any related program adjustments or future plans.***

4. ***Report on the accomplishments under the annual HOPWA output goals for the number of households assisted during the year in: (1) short-term rent, mortgage and utility payments to avoid homelessness; (2) rental assistance programs; and (3) in housing facilities, such as community residences and SRO dwellings, where funds are used to develop and/or operate these facilities. Include any assessment of client outcomes for achieving housing stability, reduced risks of homelessness and improved access to care.***

5. ***Report on the use of committed leveraging from other public and private resources that helped to address needs identified in the plan.***

6. ***Provide an analysis of the extent to which HOPWA funds were distributed among different categories of housing needs consistent with the geographic distribution plans identified in its approved Consolidated Plan.***

7. ***Describe any barriers (including non-regulatory) encountered, actions in response to barriers, and recommendations for program improvement.***

8. ***Please describe the expected trends facing the community in meeting the needs of persons living with HIV/AIDS and provide additional information regarding the administration of services to people with HIV/AIDS.***

9. ***Please note any evaluations, studies or other assessments that will be conducted on the local HOPWA program during the next year.***

Program Year 1 Action Plan HOPWA response:

The City of Rochester is the designated HOPWA grant recipient for the five-county metropolitan area, including Monroe, Livingston, Orleans, Wayne and Ontario counties. (Until 2004-05, Genesee County was included but has now been transferred back to New York State. City and agency staff worked with state agency staff to ensure that individuals in that county continued to receive HOPWA services.)

A review of the housing needs and available housing services for people with HIV/AIDS was conducted by the University of Rochester in 1999, when the City was first designated the grant recipient for HOPWA. This review involved interviews with representatives of the organizations that had previously received HOPWA funds (through New York State) and other agencies that serve people with AIDS. The review resulted in the recommendation that the annual grants to these three organizations be continued.

Since that time, the lack of funding for a further study, and the agencies' continued good performance, has resulted in a decision to continue to re-fund them.

During 2005-06, the City of Rochester will distribute HOPWA funds to three local service providers. These subcontractors have close working relationships with each other, as well as with the medical community, the state rehabilitation agency, and community-based organizations. They have developed partnerships with companies managing low-income housing.

Table 4.6
HOPWA Service Providers

ORGANIZATION	AMOUNT
Action for a Better Community - H.A.R.T. Program	$65,500
AIDS Rochester, Inc.	$299,500
Catholic Charities of the Diocese of Rochester	$192,800

Through these agencies, the City will continue to fund short-term rent, mortgage and utility payments (which help to avoid homelessness) and long-term client-based rental assistance. Individuals served are living in scattered-site apartments. No funding will be used to develop or operate purpose-built congregate housing facilities. In the experience of local providers of HIV/AIDS services, these are not suitable and/or practical to operate/fund.

Less than 2% of clients seeking housing assistance in 2004 from the largest provider of HOPWA-funded services were homeless or coming from shelters. An additional 3% were doubled-up with family or friends. As a result, most HOPWA funding is being used preventively to maintain people in their apartments.

Based upon historical data, it is expected that about 90% of total clients will be residents of the City of Rochester, with the remainder scattered in the suburbs of Monroe County and in the other four counties. Services are provided to all applicants on a first-come, first-serve basis, without regard to where they reside in the five-county service area.

Specific HOPWA Objectives

Describe how Federal, State, and local public and private sector resources that are reasonably expected to be available will be used to address identified needs for the period covered by the Action Plan.

Program Year 1 Specific HOPWA Objectives response:

The objective for the use of HOPWA funds during this year will continue to be the maintenance of people in stable housing. The planned number to be served is 186 households. Funding will provide individualized assistance to persons in scattered-site housing, through short-term rent, mortgage and utility payments, and long-term client-based rental assistance.

Other Narrative

Include any Action Plan information that was not covered by a narrative in any other section.

Attachment VI contains project workbooks. They describe the projects and activities that the City of Rochester will fund with federal resources to address its priority needs and objectives. For each activity, a priority need category and specific objectives are identified. The projects's proposed accomplishments, outcomes, and performance measures are also presented. The proposed activities by program's goals and funding sources are shown in Attachment VII.

Section 3 of the Housing and Community Development Act of 1968 requires that economic opportunities generated by federally assisted community development programs shall, to the greatest extent feasible, be given to low and very low income persons and to businesses that provide economic opportunities for these persons. The City of Rochesters's Section 3 Implementation Plan is included in Appendix C. Information on minority and women business enterprise outreach procedures and the HOME Program are included in Appendix D and E.

ATTACHMENT VI

PROJECT WORKBOOK
SUPPORT NEIGHBORS BUILDING NEIGHBORHOODS

CPMP Version 1.3

Grantee Name: **Rochester**

Project Name:	**Design Center**		
Description:	**IDIS Project #:**	**UOG Code:**	NY365544

This project funds planning design staff and assistance for a Rochester Regional Community Design Center which will facilitate and assist collaborations among among citizens and design professionals focusing on Community Planning, Design and Quality of Life problems and their solutions.

Location:

City-wide

Expected Completion Date:

6/30/2006

National Objective Codes:

Not Applicable

Priority Need Category

Select one: Planning/Administration

Explanation:

Project Primary Purpose:

- ☐ Help the Homeless
- ☐ Help Persons with HIV/AIDS
- ☐ Help Persons with Disabilities
- ☐ Address Public Housing Needs

Specific Objectives

1. Improve the services for low/mod income persons
2.
3.

Project-level Accomplishments

Accompl. Type:	Proposed			Accompl. Type:	Proposed		
	Underway				Underway		
	Complete				Complete		
Accompl. Type:	Proposed			Accompl. Type:	Proposed		
	Underway				Underway		
	Complete				Complete		
Accompl. Type:	Proposed			Accompl. Type:	Proposed		
	Underway				Underway		
	Complete				Complete		

Proposed Outcome	Performance Measure	Actual Outcome

20 Planning 570.205	Matrix Codes
Matrix Codes	Matrix Codes
Matrix Codes	Matrix Codes

Program Year 1

CDBG	Proposed Amt.	$123,500	Fund Source:	Proposed Amt.	
	Actual Amount			Actual Amount	
Fund Source:	Proposed Amt.		Fund Source:	Proposed Amt.	
	Actual Amount			Actual Amount	
Accompl. Type:	Proposed Units		Accompl. Type:	Proposed Units	
	Actual Units			Actual Units	
Accompl. Type:	Proposed Units		Accompl. Type:	Proposed Units	
	Actual Units			Actual Units	

CPMP Version 1.3

Grantee Name: **Rochester**

Project Name:	**GIS Enhancements & Information Link**		
Description:	**IDIS Project #:**	**UOG Code:**	NY365544 Rochester

These funds will be used to continue to expand accessibility to Geographic Information System Technology and data bases throughout the community and particularly at City facilities and NeighborLink sites. Funds will also support updates of key GIS overages such as buildings, property conditions and social / economic characteristics of the population and the incorporation of new resources such as the pictomitry aerial photo system.

Location:

City-wide

Priority Need Category

Select one: Planning/Administration

Explanation:

Expected Completion Date:

6/30/2006

National Objective Codes:

Not Applicable

Project Primary Purpose:

- ☐ Help the Homeless
- ☐ Help Persons with HIV/AIDS
- ☐ Help Persons with Disabilities
- ☐ Address Public Housing Needs

Specific Objectives

1. Improve the services for low/mod income persons
2.
3.

Project-level Accomplishments

Accompl. Type:	Proposed			Accompl. Type:	Proposed		
	Underway				Underway		
	Complete				Complete		
Accompl. Type:	Proposed			Accompl. Type:	Proposed		
	Underway				Underway		
	Complete				Complete		
Accompl. Type:	Proposed			Accompl. Type:	Proposed		
	Underway				Underway		
	Complete				Complete		

Proposed Outcome	Performance Measure	Actual Outcome

20 Planning 570.205	Matrix Codes
Matrix Codes	Matrix Codes
Matrix Codes	Matrix Codes

Program Year 1

CDBG	Proposed Amt.	$70,800		Fund Source:	Proposed Amt.		
	Actual Amount				Actual Amount		
Fund Source:	Proposed Amt.			Fund Source:	Proposed Amt.		
	Actual Amount				Actual Amount		
Accompl. Type:	Proposed Units			Accompl. Type:	Proposed Units		
	Actual Units				Actual Units		
Accompl. Type:	Proposed Units			Accompl. Type:	Proposed Units		
	Actual Units				Actual Units		

CPMP Version 1.3

Grantee Name: **Rochester**

Project Name:	**Neighborhood Initiatives**		
Description:	**IDIS Project #:**	**UOG Code:**	NY365544 Rochester

This project provides technical support and facilitates resources to neighborhood groups, organizations and city departments involved in planning efforts through the Neighbors Building Neighborhoods process; coordinates and oversees implementation strategies; and builds the capacity of neighborhood groups to develop and implement sector and neighborhood action plans.

Location:

City-wide

Expected Completion Date:

6/30/2006

National Objective Codes:

Not Applicable

Priority Need Category

Select one: Planning/Administration

Explanation:

Project Primary Purpose:

- ☐ Help the Homeless
- ☐ Help Persons with HIV/AIDS
- ☐ Help Persons with Disabilities
- ☐ Address Public Housing Needs

Specific Objectives

1. Improve the services for low/mod income persons
2.
3.

Project-level Accomplishments

Accompl. Type:	Proposed	Underway	Complete	Accompl. Type:	Proposed	Underway	Complete

Proposed Outcome	Performance Measure	Actual Outcome

20 Planning 570.205	Matrix Codes
Matrix Codes	Matrix Codes
Matrix Codes	Matrix Codes

Program Year 1

CDBG	Proposed Amt.	$390,500	Fund Source:	Proposed Amt.	
	Actual Amount			Actual Amount	
Fund Source:	Proposed Amt.		Fund Source:	Proposed Amt.	
	Actual Amount			Actual Amount	
Accompl. Type:	Proposed Units		Accompl. Type:	Proposed Units	
	Actual Units			Actual Units	
Accompl. Type:	Proposed Units		Accompl. Type:	Proposed Units	
	Actual Units			Actual Units	

CPMP Version 1.3

Grantee Name: **Rochester**

Project Name:	**Planning Staff**		
Description:	**IDIS Project #:**	**UOG Code:**	NY365544 Rochester

The Bureau of Planning coordinates and conducts strategic policy and physical development plans for the City. It collects data and conducts research on the physical, economic and social factors relevant to the well-being of the City and its neighborhoods and coordinates the City's planning programs with outside agencies.

Location:

City-wide

Expected Completion Date:

6/30/2006

National Objective Codes:

Not Applicable

Priority Need Category

Select one: Planning/Administration

Explanation:

Project Primary Purpose:

- ☐ Help the Homeless
- ☐ Help Persons with HIV/AIDS
- ☐ Help Persons with Disabilities
- ☐ Address Public Housing Needs

Specific Objectives

1. Improve the services for low/mod income persons
2.
3.

Project-level Accomplishments

Accompl. Type:	Proposed			Accompl. Type:	Proposed		
	Underway				Underway		
	Complete				Complete		
Accompl. Type:	Proposed			Accompl. Type:	Proposed		
	Underway				Underway		
	Complete				Complete		
Accompl. Type:	Proposed			Accompl. Type:	Proposed		
	Underway				Underway		
	Complete				Complete		

Proposed Outcome	Performance Measure	Actual Outcome

20 Planning 570.205	Matrix Codes
Matrix Codes	Matrix Codes
Matrix Codes	Matrix Codes

Program Year 1

CDBG	Proposed Amt.	$223,500		Fund Source:	Proposed Amt.		
	Actual Amount				Actual Amount		
Fund Source:	Proposed Amt.			Fund Source:	Proposed Amt.		
	Actual Amount				Actual Amount		
Accompl. Type:	Proposed Units			Accompl. Type:	Proposed Units		
	Actual Units				Actual Units		
Accompl. Type:	Proposed Units			Accompl. Type:	Proposed Units		
	Actual Units				Actual Units		

PROJECT WORKBOOK
PROMOTE ECONOMIC STABILITY

CPMP Version 1.3

Grantee Name: **Rochester**

Project Name:	**Business Assistance Program**		
Description:	**IDIS Project #:**	**UOG Code:**	NY365544 Rochester

The program strengthens operator's skills through technical assistance provided by consultants in the areas of advertising, store design, computer hardware and software selection, visual merchandising, business practices, and accounting.

Location:

City-wide

Expected Completion Date:

6/30/2006

National Objective Codes:

LMA

Priority Need Category

Select one: Economic Development

Explanation:

Creating Economic Opportunity / Promoting Livable Communities

Project Primary Purpose:

- ☐ Help the Homeless
- ☐ Help Persons with HIV/AIDS
- ☐ Help Persons with Disabilities
- ☐ Address Public Housing Needs

Specific Objectives

1. Improve economic opportunities for low-income persons
2.
3.

Project-level Accomplishments

08 Businesses	Proposed	10		Accompl. Type:	Proposed	
	Underway				Underway	
	Complete				Complete	
Accompl. Type:	Proposed			Accompl. Type:	Proposed	
	Underway				Underway	
	Complete				Complete	
Accompl. Type:	Proposed			Accompl. Type:	Proposed	
	Underway				Underway	
	Complete				Complete	

Proposed Outcome	Performance Measure	Actual Outcome
Promote Livable Communities	Number of businesses assisted that remain operational after 3 years.	

18A ED Direct Financial Assistance to For-Profits 570.203(b)	Matrix Codes
18B ED Technical Assistance 570.203(b)	Matrix Codes
18C Micro-Enterprise Assistance	Matrix Codes

Program Year 1

CDBG	Proposed Amt.	$50,000	Fund Source:	Proposed Amt.	
	Actual Amount			Actual Amount	
Other	Proposed Amt.	$100,000	Fund Source:	Proposed Amt.	
	Actual Amount			Actual Amount	
08 Businesses	Proposed Units	10	Accompl. Type:	Proposed Units	
	Actual Units			Actual Units	
Accompl. Type:	Proposed Units		Accompl. Type:	Proposed Units	
	Actual Units			Actual Units	

CPMP Version 1.3

Grantee Name: **Rochester**

Project Name:	**Business Association Support**		
Description:	**IDIS Project #:**	**UOG Code:**	NY365544 Rochester

This project provides funds for physical improvements in neighborhood commercial districts and small area promotion.

Location:
Target-areas

Expected Completion Date:
6/30/2006

National Objective Codes:
LMA

Priority Need Category

Select one: Economic Development

Explanation:
Creating Economic Opportunities / Promoting Livable Communities

Project Primary Purpose:
- ☐ Help the Homeless
- ☐ Help Persons with HIV/AIDS
- ☐ Help Persons with Disabilities
- ☐ Address Public Housing Needs

Specific Objectives
1. Improve economic opportunities for low-income persons
2.
3.

Project-level Accomplishments

11 Public Facilities	Proposed	17		Accompl. Type:	Proposed	
	Underway				Underway	
	Complete				Complete	
01 People	Proposed	120046		Accompl. Type:	Proposed	
	Underway				Underway	
	Complete				Complete	
Accompl. Type:	Proposed			Accompl. Type:	Proposed	
	Underway				Underway	
	Complete				Complete	

Proposed Outcome	Performance Measure	Actual Outcome
Promote Livable Communities	Monitor commercial district vacancy rate.	

03 Public Facilities and Improvements (General) 570.201(c)	Matrix Codes
05 Public Services (General) 570.201(e)	Matrix Codes
Matrix Codes	Matrix Codes

Program Year 1

CDBG	Proposed Amt.	$140,000		Fund Source:	Proposed Amt.	
	Actual Amount				Actual Amount	
Fund Source:	Proposed Amt.			Fund Source:	Proposed Amt.	
	Actual Amount				Actual Amount	
11 Public Facilitie	Proposed Units	17		01 People	Proposed Units	120046
	Actual Units				Actual Units	
Accompl. Type:	Proposed Units			Accompl. Type:	Proposed Units	
	Actual Units				Actual Units	

CPMP Version 1.3

Grantee Name: **Rochester**

Project Name:	**Business Support and Development - Program Delivery**
Description:	**IDIS Project #:**	**UOG Code:** NY365544 Rochester

The project coordinates real estate development and high technology projects; oversees feasibility and consultant studies; monitors legal and professional service agreements; completes site and financial analyses; performs market research; performs outreach to businesses; prepares loans packages; and provides support and pre-development services for the Economic Development Department.

Location:

City-wide

Expected Completion Date:

6/30/2006

National Objective Codes:

LMJ

Priority Need Category

Select one: Economic Development

Explanation:

Creating Economic Opportunities / Promoting Livable Communities

Project Primary Purpose:

- ☐ Help the Homeless
- ☐ Help Persons with HIV/AIDS
- ☐ Help Persons with Disabilities
- ☐ Address Public Housing Needs

Specific Objectives

1. Improve economic opportunities for low-income persons
2.
3.

Project-level Accomplishments

Accompl. Type:	Proposed	Underway	Complete	Accompl. Type:	Proposed	Underway	Complete

Proposed Outcome	Performance Measure	Actual Outcome

18B ED Technical Assistance 570.203(b)	Matrix Codes
20 Planning 570.205	Matrix Codes
21A General Program Administration 570.206	Matrix Codes

Program Year 1

CDBG	Proposed Amt.	$106,300	Fund Source:	Proposed Amt.	
	Actual Amount			Actual Amount	
Fund Source:	Proposed Amt.		Fund Source:	Proposed Amt.	
	Actual Amount			Actual Amount	
Accompl. Type:	Proposed Units		Accompl. Type:	Proposed Units	
	Actual Units			Actual Units	
Accompl. Type:	Proposed Units		Accompl. Type:	Proposed Units	
	Actual Units			Actual Units	

CPMP Version 1.3

Grantee Name: **Rochester**

Project Name:	**Commercial Building Renovation Program**		
Description:	**IDIS Project #:**	**UOG Code:**	NY365544 Rochester

This project provides matching grants of up to $30,000 for the renovation of existing facilities or buildings.

Location:

Target-areas

Expected Completion Date:

6/30/2006

National Objective Codes:

Not Applicable

Priority Need Category

Select one: Economic Development

Explanation:

Creating Economic Opportunities / Promoting Livable Communities. This project is funded by the CDF ($150,000)

Project Primary Purpose:

- ☐ Help the Homeless
- ☐ Help Persons with HIV/AIDS
- ☐ Help Persons with Disabilities
- ☐ Address Public Housing Needs

Specific Objectives

1. Improve economic opportunities for low-income persons
2.
3.

Project-level Accomplishments

13 Jobs	Proposed	20		Accompl. Type:	Proposed	
	Underway				Underway	
	Complete				Complete	
Accompl. Type:	Proposed			Accompl. Type:	Proposed	
	Underway				Underway	
	Complete				Complete	
Accompl. Type:	Proposed			Accompl. Type:	Proposed	
	Underway				Underway	
	Complete				Complete	

Proposed Outcome	Performance Measure	Actual Outcome
Promote Livable Communities	Number of jobs created by type. Number of businesses assisted.	

14E Rehab; Publicly or Privately-Owned Commercial/Indu 570.2	Matrix Codes
18A ED Direct Financial Assistance to For-Profits 570.203(b)	Matrix Codes
Matrix Codes	Matrix Codes

Program Year 1

Other	Proposed Amt.	$300,000		Fund Source:	Proposed Amt.	
	Actual Amount				Actual Amount	
Fund Source:	Proposed Amt.			Fund Source:	Proposed Amt.	
	Actual Amount				Actual Amount	
13 Jobs	Proposed Units	20		Accompl. Type:	Proposed Units	
	Actual Units				Actual Units	
Accompl. Type:	Proposed Units			Accompl. Type:	Proposed Units	
	Actual Units				Actual Units	

CPMP Version 1.3

Grantee Name: **Rochester**

Project Name:	**Commercial Loan Fund**		
Description:	**IDIS Project #:**	**UOG Code:**	NY365544 Rochester

This project provides loans to assist private sector job creation and retention of new and expanding commercial businesses.

Location:

City-wide

Expected Completion Date:

6/30/2006

National Objective Codes:

LMJ

Priority Need Category

Select one: Economic Development

Explanation:

Creating Economic Opportunities / Promoting Livable Communities. The project is funded by the CDBG ($300,000) and the CDF ($500,000).

Project Primary Purpose:

- ☐ Help the Homeless
- ☐ Help Persons with HIV/AIDS
- ☐ Help Persons with Disabilities
- ☐ Address Public Housing Needs

Specific Objectives

1. Improve economic opportunities for low-income persons
2.
3.

Project-level Accomplishments

13 Jobs	Proposed	40		Accompl. Type:	Proposed	
	Underway				Underway	
	Complete				Complete	
Accompl. Type:	Proposed			Accompl. Type:	Proposed	
	Underway				Underway	
	Complete				Complete	
Accompl. Type:	Proposed			Accompl. Type:	Proposed	
	Underway				Underway	
	Complete				Complete	

Proposed Outcome	Performance Measure	Actual Outcome
Promote Livable Communities	Number of jobs created by type. Number of businesses assisted.	

18A ED Direct Financial Assistance to For-Profits 570.203(b)	Matrix Codes
Matrix Codes	Matrix Codes
Matrix Codes	Matrix Codes

Program Year 1

CDBG	Proposed Amt.	$300,000		Fund Source:	Proposed Amt.	
	Actual Amount				Actual Amount	
Other	Proposed Amt.	$1,300,000		Fund Source:	Proposed Amt.	
	Actual Amount				Actual Amount	
13 Jobs	Proposed Units	40		Accompl. Type:	Proposed Units	
	Actual Units				Actual Units	
Accompl. Type:	Proposed Units			Accompl. Type:	Proposed Units	
	Actual Units				Actual Units	

CPMP Version 1.3

Grantee Name: **Rochester**

Project Name:	**Economic Development Administration - Program Delivery**		
Description:	**IDIS Project #:**	**UOG Code:**	NY365544 Rochester

This project develops overall economic development policies and provides support services. Staff assigned to this project participates in the preparation of funding applications and oversees a variety of economic development programs. Staff also provides services to the Rochester Economic Development Corporation (REDCO), an entity that facilitates financial packaging for development projects.

Location:

City-wide

Expected Completion Date:

6/30/2006

National Objective Codes:

LMJ

Priority Need Category

Select one: Economic Development

Explanation:

Creating Economic Opportunities / Promoting Livable Communities.

Project Primary Purpose:

- ☐ Help the Homeless
- ☐ Help Persons with HIV/AIDS
- ☐ Help Persons with Disabilities
- ☐ Address Public Housing Needs

Specific Objectives

1. Improve economic opportunities for low-income persons
2.
3.

Project-level Accomplishments

Accompl. Type:	**Proposed**			Accompl. Type:	**Proposed**		
	Underway				**Underway**		
	Complete				**Complete**		
Accompl. Type:	**Proposed**			Accompl. Type:	**Proposed**		
	Underway				**Underway**		
	Complete				**Complete**		
Accompl. Type:	**Proposed**			Accompl. Type:	**Proposed**		
	Underway				**Underway**		
	Complete				**Complete**		

Proposed Outcome	Performance Measure	Actual Outcome

18B ED Technical Assistance 570.203(b)	Matrix Codes
Matrix Codes	Matrix Codes
Matrix Codes	Matrix Codes

Program Year 1

CDBG	**Proposed Amt.**	$211,700		Fund Source:	**Proposed Amt.**		
	Actual Amount				**Actual Amount**		
Fund Source:	**Proposed Amt.**			Fund Source:	**Proposed Amt.**		
	Actual Amount				**Actual Amount**		
Accompl. Type:	**Proposed Units**			Accompl. Type:	**Proposed Units**		
	Actual Units				**Actual Units**		
Accompl. Type:	**Proposed Units**			Accompl. Type:	**Proposed Units**		
	Actual Units				**Actual Units**		

CPMP Version 1.3

Grantee Name: **Rochester**

Project Name:	**High Technology of Rochester**			
Description:		**IDIS Project #:**	**UOG Code:**	**NY 365544 Rochester**

Provides technical assistance to new / start-up high tech businesses. Provides venture capital forums and small business innovation research grant training sessions.

Location:

City-wide

Expected Completion Date:

6/30/2006

National Objective Codes:

Not Applicable

Priority Need Category

Select one: Economic Development

Explanation:

Creating Economic Opportunities / Promoting Livable Communities. The project is funded by the CDF ($10,000).

Project Primary Purpose:

- ☐ Help the Homeless
- ☐ Help Persons with HIV/AIDS
- ☐ Help Persons with Disabilities
- ☐ Address Public Housing Needs

Specific Objectives

1. Improve economic opportunities for low-income persons
2.
3.

Project-level Accomplishments

13 Jobs	Proposed	35		Accompl. Type:	Proposed	
	Underway				Underway	
	Complete				Complete	
Accompl. Type:	Proposed			Accompl. Type:	Proposed	
	Underway				Underway	
	Complete				Complete	
Accompl. Type:	Proposed			Accompl. Type:	Proposed	
	Underway				Underway	
	Complete				Complete	

Proposed Outcome	Performance Measure	Actual Outcome
Promote Livable Communities	Monitor number of businesses in the City.	

18B ED Technical Assistance 570.203(b)	Matrix Codes
Matrix Codes	Matrix Codes
Matrix Codes	Matrix Codes

Program Year 1

Other	Proposed Amt.	$10,000		Fund Source:	Proposed Amt.	
	Actual Amount				Actual Amount	
Fund Source:	Proposed Amt.			Fund Source:	Proposed Amt.	
	Actual Amount				Actual Amount	
13 Jobs	Proposed Units	35		Accompl. Type:	Proposed Units	
	Actual Units				Actual Units	
Accompl. Type:	Proposed Units			Accompl. Type:	Proposed Units	
	Actual Units				Actual Units	

CPMP Version 1.3

Grantee Name: **Rochester**

Project Name:	**Industrial Development - Program Delivery**		
Description:	**IDIS Project #:**	**UOG Code:**	NY365544 Rochester

This project maintains industrial development programs designed to generate jobs and investment through the attraction of new businesses to the City and the expansion and retention of existing industrial businesses within the City. It provides outreach, financial, technical and site selection assistance to businesses.

Location:

City-wide

Expected Completion Date:

6/30/2006

National Objective Codes:

LMJ

Priority Need Category

Select one: Economic Development

Explanation:

Creating Economic Opportunities / Promoting Livable Communities.

Project Primary Purpose:

- ☐ Help the Homeless
- ☐ Help Persons with HIV/AIDS
- ☐ Help Persons with Disabilities
- ☐ Address Public Housing Needs

Specific Objectives

1. Improve economic opportunities for low-income persons
2.
3.

Project-level Accomplishments

Accompl. Type:	**Proposed**			Accompl. Type:	**Proposed**		
	Underway				**Underway**		
	Complete				**Complete**		
Accompl. Type:	**Proposed**			Accompl. Type:	**Proposed**		
	Underway				**Underway**		
	Complete				**Complete**		
Accompl. Type:	**Proposed**			Accompl. Type:	**Proposed**		
	Underway				**Underway**		
	Complete				**Complete**		

Proposed Outcome	Performance Measure	Actual Outcome

18B ED Technical Assistance 570.203(b)	Matrix Codes
Matrix Codes	Matrix Codes
Matrix Codes	Matrix Codes

Program Year 1

CDBG	**Proposed Amt.**	$302,100		Fund Source:	**Proposed Amt.**		
	Actual Amount				**Actual Amount**		
Fund Source:	**Proposed Amt.**			Fund Source:	**Proposed Amt.**		
	Actual Amount				**Actual Amount**		
Accompl. Type:	**Proposed Units**			Accompl. Type:	**Proposed Units**		
	Actual Units				**Actual Units**		
Accompl. Type:	**Proposed Units**			Accompl. Type:	**Proposed Units**		
	Actual Units				**Actual Units**		

CPMP Version 1.3

Grantee Name: **Rochester**

Project Name:	**Industrial Revolving Loan Fund**		
Description:	**IDIS Project #:**	**UOG Code:**	NY365544 Rochester

The project provides loans to industrial or manufacturing businesses for real estate, machinery / equipment, or working capital purposes. An equity investment is required. The loan will be converted to a grant in cases where the business meets predetermined job generation goals.

Location:

City-wide

Expected Completion Date:

6/30/2006

National Objective Codes:

LMJ

Priority Need Category

Select one: Economic Development

Explanation:

Creating Economic Opportunities / Promoting Livable Communities. The project is funded by the CDBG ($800,000) and the CDF ($300,000).

Project Primary Purpose:

- ☐ Help the Homeless
- ☐ Help Persons with HIV/AIDS
- ☐ Help Persons with Disabilities
- ☐ Address Public Housing Needs

Specific Objectives

1. Improve economic opportunities for low-income persons
2.
3.

Project-level Accomplishments

13 Jobs	Proposed	1040		Accompl. Type:	Proposed	
	Underway				Underway	
	Complete				Complete	
Accompl. Type:	Proposed			Accompl. Type:	Proposed	
	Underway				Underway	
	Complete				Complete	
Accompl. Type:	Proposed			Accompl. Type:	Proposed	
	Underway				Underway	
	Complete				Complete	

Proposed Outcome	Performance Measure	Actual Outcome
Promote Livable Communities	Number of jobs created by type. Number of businesses assisted.	

18A ED Direct Financial Assistance to For-Profits 570.203(b)	Matrix Codes
Matrix Codes	Matrix Codes
Matrix Codes	Matrix Codes

Program Year 1

CDBG	Proposed Amt.	$800,000		Fund Source:	Proposed Amt.	
	Actual Amount				Actual Amount	
Other	Proposed Amt.	$8,000,000		Fund Source:	Proposed Amt.	
	Actual Amount				Actual Amount	
13 Jobs	Proposed Units	1040		Accompl. Type:	Proposed Units	
	Actual Units				Actual Units	
Accompl. Type:	Proposed Units			Accompl. Type:	Proposed Units	
	Actual Units				Actual Units	

CPMP Version 1.3

Grantee Name: **Rochester**

Project Name:	**Industrial Security Matching Grant Program**		
Description:	**IDIS Project #:**	**UOG Code:**	NY365544 Rochester

The project provides matching grants to industrial / manufacturing businesses for new security equipment.

Location:
City-wide

Expected Completion Date:
6/30/2006

National Objective Codes:
LMJ

Priority Need Category

Select one: Economic Development

Explanation:
Creating Economic Opportunities / Promoting Livable Communities. The project is funded by the CDF ($75,000).

Project Primary Purpose:
- ☐ Help the Homeless
- ☐ Help Persons with HIV/AIDS
- ☐ Help Persons with Disabilities
- ☐ Address Public Housing Needs

Specific Objectives
1. Improve economic opportunities for low-income persons
2.
3.

Project-level Accomplishments

13 Jobs	Proposed	75		Accompl. Type:	Proposed	
	Underway				Underway	
	Complete				Complete	
Accompl. Type:	Proposed			Accompl. Type:	Proposed	
	Underway				Underway	
	Complete				Complete	
Accompl. Type:	Proposed			Accompl. Type:	Proposed	
	Underway				Underway	
	Complete				Complete	

Proposed Outcome	Performance Measure	Actual Outcome
Promote Livable Communities	Number of jobs created by type. Number of businesses assisted.	

14E Rehab; Publicly or Privately-Owned Commercial/Indu 570.2	Matrix Codes
18A ED Direct Financial Assistance to For-Profits 570.203(b)	Matrix Codes
Matrix Codes	Matrix Codes

Program Year 1

Other	Proposed Amt.	$75,000		Fund Source:	Proposed Amt.	
	Actual Amount				Actual Amount	
Fund Source:	Proposed Amt.			Fund Source:	Proposed Amt.	
	Actual Amount				Actual Amount	
13 Jobs	Proposed Units	75		Accompl. Type:	Proposed Units	
	Actual Units				Actual Units	
Accompl. Type:	Proposed Units			Accompl. Type:	Proposed Units	
	Actual Units				Actual Units	

CPMP Version 1.3

Grantee Name: **Rochester**

Project Name:	**Matching Grant Sign Program**		
Description:	**IDIS Project #:**	**UOG Code:**	NY365544 Rochester

The project provides a matching grant of up to $2,000 to businesses to be used for the purchase and installation of signage. The installation must be approved by the Bureau of Buildings and Zoning.

Location:

City-wide

Expected Completion Date:

6/30/2006

National Objective Codes:

LMA

Priority Need Category

Select one: Economic Development

Explanation:

Creating Economic Opportunities / Promoting Livable Communities

Project Primary Purpose:

- ☐ Help the Homeless
- ☐ Help Persons with HIV/AIDS
- ☐ Help Persons with Disabilities
- ☐ Address Public Housing Needs

Specific Objectives

1. Improve economic opportunities for low-income persons
2.
3.

Project-level Accomplishments

08 Businesses	Proposed	14		Accompl. Type:	Proposed		
	Underway				Underway		
	Complete				Complete		
Accompl. Type:	Proposed			Accompl. Type:	Proposed		
	Underway				Underway		
	Complete				Complete		
Accompl. Type:	Proposed			Accompl. Type:	Proposed		
	Underway				Underway		
	Complete				Complete		

Proposed Outcome	Performance Measure	Actual Outcome
Promote Livable Communities	Number of businesses assisted.	

18A ED Direct Financial Assistance to For-Profits 570.203(b)	Matrix Codes
18C Micro-Enterprise Assistance	Matrix Codes
Matrix Codes	Matrix Codes

Program Year 1

CDBG	Proposed Amt.	$28,700		Fund Source:	Proposed Amt.		
	Actual Amount				Actual Amount		
Other	Proposed Amt.	$28,700		Fund Source:	Proposed Amt.		
	Actual Amount				Actual Amount		
08 Businesses	Proposed Units	14		Accompl. Type:	Proposed Units		
	Actual Units				Actual Units		
Accompl. Type:	Proposed Units			Accompl. Type:	Proposed Units		
	Actual Units				Actual Units		

CPMP Version 1.3

Grantee Name: **Rochester**

Project Name:	**MESBIC**		
Description:	**IDIS Project #:**	**UOG Code:**	NY365544 Rochester

Ibero American Investors was established in 1979 to promote the development of small businesses owned by women and minorities. Financial Assistance is provided through loans or equity investments. Projects funded by the City must be in the Empire Zone, ECZ or in a targeted area such as La Marketa.

Location:	**Priority Need Category**	
Target areas	**Select one:**	Economic Development
	Explanation:	
Expected Completion Date:	Creating Economic Opportunities / Promoting Livable Communities	
6/30/2006		
National Objective Codes:		
LMA		

Project Primary Purpose:	**Specific Objectives**
☐ Help the Homeless	1 Improve economic opportunities for low-income persons
☐ Help Persons with HIV/AIDS	2
☐ Help Persons with Disabilities	3
☐ Address Public Housing Needs	

Project-level Accomplishments

08 Businesses	**Proposed**	1		Accompl. Type:	**Proposed**	
	Underway				**Underway**	
	Complete				**Complete**	
Accompl. Type:	**Proposed**			Accompl. Type:	**Proposed**	
	Underway				**Underway**	
	Complete				**Complete**	
Accompl. Type:	**Proposed**			Accompl. Type:	**Proposed**	
	Underway				**Underway**	
	Complete				**Complete**	

Proposed Outcome	**Performance Measure**	**Actual Outcome**
Promote Livable Communities	Number of businesses assisted that remain operational after 3 years.	

18A ED Direct Financial Assistance to For-Profits 570.203(b)	Matrix Codes
18C Micro-Enterprise Assistance	Matrix Codes
Matrix Codes	Matrix Codes

Program Year 1

CDBG	**Proposed Amt.**	$25,000	Fund Source:	**Proposed Amt.**	
	Actual Amount			**Actual Amount**	
Fund Source:	**Proposed Amt.**		Fund Source:	**Proposed Amt.**	
	Actual Amount			**Actual Amount**	
08 Businesses	**Proposed Units**	1	Accompl. Type:	**Proposed Units**	
	Actual Units			**Actual Units**	
Accompl. Type:	**Proposed Units**		Accompl. Type:	**Proposed Units**	
	Actual Units			**Actual Units**	

CPMP Version 1.3

Grantee Name: **Rochester**

Project Name:	**Matching Grant for Architectural Services**		
Description:	**IDIS Project #:**	**UOG Code:**	NY365544 Rochester

The project provides a matching grant of up to $2,000 for architectural services to assist with the rehabilitation of commercial buildings.

Location:
City-wide

Expected Completion Date:
6/30/2006

National Objective Codes:
LMA

Priority Need Category

Select one: Economic Development

Explanation:
Creating Economic Opportunities / Promoting Livable Communities

Project Primary Purpose:
- ☐ Help the Homeless
- ☐ Help Persons with HIV/AIDS
- ☐ Help Persons with Disabilities
- ☐ Address Public Housing Needs

Specific Objectives
1. Improve economic opportunities for low-income persons
2.
3.

Project-level Accomplishments

08 Businesses	Proposed	12		Accompl. Type:	Proposed	
	Underway				Underway	
	Complete				Complete	
Accompl. Type:	Proposed			Accompl. Type:	Proposed	
	Underway				Underway	
	Complete				Complete	
Accompl. Type:	Proposed			Accompl. Type:	Proposed	
	Underway				Underway	
	Complete				Complete	

Proposed Outcome	Performance Measure	Actual Outcome
Promote Livable Communities	Number of businesses assisted that remain operational after 3 years.	

18B ED Technical Assistance 570.203(b)	Matrix Codes
Matrix Codes	Matrix Codes
Matrix Codes	Matrix Codes

Program Year 1

CDBG	Proposed Amt.	$25,000	Fund Source:	Proposed Amt.	
	Actual Amount			Actual Amount	
Other	Proposed Amt.	$25,000	Fund Source:	Proposed Amt.	
	Actual Amount			Actual Amount	
08 Businesses	Proposed Units	12	Accompl. Type:	Proposed Units	
	Actual Units			Actual Units	
Accompl. Type:	Proposed Units		Accompl. Type:	Proposed Units	
	Actual Units			Actual Units	

CPMP Version 1.3

Grantee Name: **Rochester**

Project Name:	**Neighborhood Commercial - Program Delivery**		
Description:	**IDIS Project #:**	**UOG Code:**	NY365544 Rochester

This project implements various neighborhood commercial and enterprise business development programs. It organizes neighborhood business associations, establishes business association support and administers several assistance programs. In addition, it provides assistance to sector-based and faith-based community development corporations.

Location:

City-wide

Expected Completion Date:

6/30/2006

National Objective Codes:

Not Applicable

Priority Need Category

Select one: Economic Development

Explanation:

Creating Economic Opportunities / Promoting Livable Communities

Project Primary Purpose:

- ☐ Help the Homeless
- ☐ Help Persons with HIV/AIDS
- ☐ Help Persons with Disabilities
- ☐ Address Public Housing Needs

Specific Objectives

1. Improve economic opportunities for low-income persons
2.
3.

Project-level Accomplishments

Accompl. Type:	Proposed			Accompl. Type:	Proposed		
	Underway				Underway		
	Complete				Complete		
Accompl. Type:	Proposed			Accompl. Type:	Proposed		
	Underway				Underway		
	Complete				Complete		
Accompl. Type:	Proposed			Accompl. Type:	Proposed		
	Underway				Underway		
	Complete				Complete		

Proposed Outcome	Performance Measure	Actual Outcome

14E Rehab; Publicly or Privately-Owned Commercial/Indu 570.2	18C Micro-Enterprise Assistance
18A ED Direct Financial Assistance to For-Profits 570.203(b)	Matrix Codes
18B ED Technical Assistance 570.203(b)	Matrix Codes

Program Year 1

CDBG	Proposed Amt.	$269,100		Fund Source:	Proposed Amt.		
	Actual Amount				Actual Amount		
Fund Source:	Proposed Amt.			Fund Source:	Proposed Amt.		
	Actual Amount				Actual Amount		
Accompl. Type:	Proposed Units			Accompl. Type:	Proposed Units		
	Actual Units				Actual Units		
Accompl. Type:	Proposed Units			Accompl. Type:	Proposed Units		
	Actual Units				Actual Units		

CPMP Version 1.3

Grantee Name: **Rochester**

Project Name:	**Pre-Development Grant Program**		
Description:	**IDIS Project #:**	**UOG Code:**	NY365544

The project provides a matching grant to businesses and eligible development entities who undertake environmental investigations, feasibility analysis, preliminary architectural and engineering analysis and appraisals necessary to qualify redevelopment costs of Brownfield sites.

Location:
City-wide

Expected Completion Date:
6/30/2006

National Objective Codes:
LMJ

Priority Need Category

Select one: Economic Development

Explanation:
Creating Economic Opportunities / Promoting Livable Communities

Project Primary Purpose:
- ☐ Help the Homeless
- ☐ Help Persons with HIV/AIDS
- ☐ Help Persons with Disabilities
- ☐ Address Public Housing Needs

Specific Objectives
1. Improve economic opportunities for low-income persons
2.
3.

Project-level Accomplishments

13 Jobs	Proposed	10		Accompl. Type:	Proposed	
	Underway				Underway	
	Complete				Complete	
Accompl. Type:	Proposed			Accompl. Type:	Proposed	
	Underway				Underway	
	Complete				Complete	
Accompl. Type:	Proposed			Accompl. Type:	Proposed	
	Underway				Underway	
	Complete				Complete	

Proposed Outcome	Performance Measure	Actual Outcome
Promote Livable Communities	Number of jobs created by type. Number of businesses assisted.	

04A Clean-up of Contaminated Sites 570.201(d)	Matrix Codes
14E Rehab; Publicly or Privately-Owned Commercial/Indu 570.2	Matrix Codes
18A ED Direct Financial Assistance to For-Profits 570.203(b)	Matrix Codes

Program Year 1

CDBG	Proposed Amt.	$25,000		Fund Source:	Proposed Amt.	
	Actual Amount				Actual Amount	
Other	Proposed Amt.	$25,000		Fund Source:	Proposed Amt.	
	Actual Amount				Actual Amount	
13 Jobs	Proposed Units	10		Accompl. Type:	Proposed Units	
	Actual Units				Actual Units	
Accompl. Type:	Proposed Units			Accompl. Type:	Proposed Units	
	Actual Units				Actual Units	

CPMP Version 1.3

Grantee Name: **Rochester**

Project Name:	**Security Camera / Lighting Grant**		
Description:	**IDIS Project #:**	**UOG Code:**	NY365544 Rochester

This project provides a matching grant of up to $2,000 for the purchase and installation of security camera systems. Funds may also be used to purchase and install exterior security lighting.

Location:	**Priority Need Category**	
City-wide	**Select one:**	Economic Development
Expected Completion Date: 6/30/2006	**Explanation:** Creating Economic Opportunities / Promoting Livable Communities.	
National Objective Codes: LMA		

Project Primary Purpose:	**Specific Objectives**	
☐ Help the Homeless	1	Improve economic opportunities for low-income persons
☐ Help Persons with HIV/AIDS	2	
☐ Help Persons with Disabilities	3	
☐ Address Public Housing Needs		

Project-level Accomplishments

08 Businesses	**Proposed**	80		Accompl. Type:	**Proposed**	
	Underway				**Underway**	
	Complete				**Complete**	
Accompl. Type:	**Proposed**			Accompl. Type:	**Proposed**	
	Underway				**Underway**	
	Complete				**Complete**	
Accompl. Type:	**Proposed**			Accompl. Type:	**Proposed**	
	Underway				**Underway**	
	Complete				**Complete**	

Proposed Outcome	**Performance Measure**	**Actual Outcome**
Promote Livable Communities	Number of businesses assisted.	

18A ED Direct Financial Assistance to For-Profits 570.203(b)	Matrix Codes
18C Micro-Enterprise Assistance	Matrix Codes
Matrix Codes	Matrix Codes

Program Year 1

CDBG	**Proposed Amt.**	$130,000		Fund Source:	**Proposed Amt.**	
	Actual Amount				**Actual Amount**	
Other	**Proposed Amt.**	$130,000		Fund Source:	**Proposed Amt.**	
	Actual Amount				**Actual Amount**	
08 Businesses	**Proposed Units**	80		Accompl. Type:	**Proposed Units**	
	Actual Units				**Actual Units**	
Accompl. Type:	**Proposed Units**			Accompl. Type:	**Proposed Units**	
	Actual Units				**Actual Units**	

CPMP Version 1.3

Grantee Name: **Rochester**

Project Name:	**Targeted 50/50 Matching Grant Façade Program**		
Description:	**IDIS Project #:**	**UOG Code:**	NY365544 Rochester

This project provides a matching grant of up to $10,000 for qualified city projects. Funds will be used for the exterior façade improvements.

Location:

Target - areas

Expected Completion Date:

6/30/2006

National Objective Codes:

LMA

Priority Need Category

Select one: Economic Development

Explanation:

Creating Economic Opportunities / Promoting Livable Communities. The project is funded by the CDF ($136,500).

Project Primary Purpose:

- ☐ Help the Homeless
- ☐ Help Persons with HIV/AIDS
- ☐ Help Persons with Disabilities
- ☐ Address Public Housing Needs

Specific Objectives

1. Improve economic opportunities for low-income persons
2.
3.

Project-level Accomplishments

08 Businesses	Proposed	13		Accompl. Type:	Proposed		
	Underway				Underway		
	Complete				Complete		
Accompl. Type:	Proposed			Accompl. Type:	Proposed		
	Underway				Underway		
	Complete				Complete		
Accompl. Type:	Proposed			Accompl. Type:	Proposed		
	Underway				Underway		
	Complete				Complete		

Proposed Outcome	Performance Measure	Actual Outcome
Promote Livable Communities	Number of businesses assisted.	

18A ED Direct Financial Assistance to For-Profits 570.203(b)	Matrix Codes
18C Micro-Enterprise Assistance	Matrix Codes
Matrix Codes	Matrix Codes

Program Year 1

Other	Proposed Amt.	$136,500		Fund Source:	Proposed Amt.	
	Actual Amount				Actual Amount	
Fund Source:	Proposed Amt.			Fund Source:	Proposed Amt.	
	Actual Amount				Actual Amount	
08 Businesses	Proposed Units	13		Accompl. Type:	Proposed Units	
	Actual Units				Actual Units	
Accompl. Type:	Proposed Units			Accompl. Type:	Proposed Units	
	Actual Units				Actual Units	

CPMP Version 1.3

Grantee Name: **Rochester**

Project Name:	**Technical Assistance Services**		
Description:	**IDIS Project #:**	**UOG Code:**	NY365544 Rochester

Funds agreement for the provision of services such as feasibility analysis, appraisals, technical assistance in the structuring of financing plans for development projects, advocacy services in the securing of state and federal grants, and assistance in the identification of alternative funding sources.

Location:

City-wide

Expected Completion Date:

6/30/2006

National Objective Codes:

Not Applicable

Priority Need Category

Select one: Economic Development

Explanation:

Creating Economic Opportunities / Promoting Livable Communities

Project Primary Purpose:

- ☐ Help the Homeless
- ☐ Help Persons with HIV/AIDS
- ☐ Help Persons with Disabilities
- ☐ Address Public Housing Needs

Specific Objectives

1. Improve economic opportunities for low-income persons
2.
3.

Project-level Accomplishments

Accompl. Type:	Proposed			Accompl. Type:	Proposed		
	Underway				Underway		
	Complete				Complete		
Accompl. Type:	Proposed			Accompl. Type:	Proposed		
	Underway				Underway		
	Complete				Complete		
Accompl. Type:	Proposed			Accompl. Type:	Proposed		
	Underway				Underway		
	Complete				Complete		

Proposed Outcome	Performance Measure	Actual Outcome
Promote Livable Communties	Number of businesses assisted.	

21A General Program Administration 570.206	Matrix Codes
Matrix Codes	Matrix Codes
Matrix Codes	Matrix Codes

Program Year 1

CDBG	Proposed Amt.	$90,000	Fund Source:	Proposed Amt.	
	Actual Amount			Actual Amount	
Fund Source:	Proposed Amt.		Fund Source:	Proposed Amt.	
	Actual Amount			Actual Amount	
Accompl. Type:	Proposed Units		Accompl. Type:	Proposed Units	
	Actual Units			Actual Units	
Accompl. Type:	Proposed Units		Accompl. Type:	Proposed Units	
	Actual Units			Actual Units	

PROJECT WORKBOOK
IMPROVE THE HOUSING STOCK

CPMP Version 1.3

Grantee Name: **Rochester**

Project Name:	**Aging In Place**		
Description:	**IDIS Project #:**	**UOG Code:**	NY365544 Rochester

This project will fund strategies designed to help elders stay in their homes.

Location:
City-wide

Expected Completion Date:
6/30/2006

National Objective Codes:
LMH

Priority Need Category

Select one: Owner Occupied Housing

Explanation:
Affordable Housing - Provide Affordability for Low / Mod Persons.

Project Primary Purpose:
- ☐ Help the Homeless
- ☐ Help Persons with HIV/AIDS
- ☐ Help Persons with Disabilities
- ☐ Address Public Housing Needs

Specific Objectives
1. Improve the quality of owner housing
2.
3.

Project-level Accomplishments

10 Housing Units	Proposed	20		Accompl. Type:	Proposed	
	Underway				Underway	
	Complete				Complete	
Accompl. Type:	Proposed			Accompl. Type:	Proposed	
	Underway				Underway	
	Complete				Complete	
Accompl. Type:	Proposed			Accompl. Type:	Proposed	
	Underway				Underway	
	Complete				Complete	

Proposed Outcome	Performance Measure	Actual Outcome
Affordability for Low / Mod Persons	Number of Units Made Affordable	

14A Rehab; Single-Unit Residential 570.202	Matrix Codes
Matrix Codes	Matrix Codes
Matrix Codes	Matrix Codes

Program Year 1

CDBG	Proposed Amt.	$142,499	Fund Source:	Proposed Amt.	
	Actual Amount			Actual Amount	
Fund Source:	Proposed Amt.		Fund Source:	Proposed Amt.	
	Actual Amount			Actual Amount	
10 Housing Units	Proposed Units	20	Accompl. Type:	Proposed Units	
	Actual Units			Actual Units	
Accompl. Type:	Proposed Units		Accompl. Type:	Proposed Units	
	Actual Units			Actual Units	

Grantee Name: **Rochester**

CPMP Version 1.3

Project Name:	**Buyer Assistance**		
Description:	**IDIS Project #:**	**UOG Code:**	NY365544 Rochester

This program provides closing cost/downpayment assistance of up to $6,000 to first time, low and moderate income buyers of City program homes.

Location:
City-wide

Expected Completion Date:
6/30/2006

National Objective Codes:
Not Applicable

Priority Need Category

Select one: Owner Occupied Housing

Explanation:
Affordable Housing - Provide Affordability for Low / Mod Persons. This project will be funded by HOME/ADDI ($100,000) and CDF ($25,000).

Project Primary Purpose:
- ☐ Help the Homeless
- ☐ Help Persons with HIV/AIDS
- ☐ Help Persons with Disabilities
- ☐ Address Public Housing Needs

Specific Objectives
1. Improve access to affordable owner housing
2. Improve access to affordable owner housing for minorities
3.

Project-level Accomplishments

04 Households	Proposed	41		Accompl. Type:	Proposed	
	Underway				Underway	
	Complete				Complete	
Accompl. Type:	Proposed			Accompl. Type:	Proposed	
	Underway				Underway	
	Complete				Complete	
Accompl. Type:	Proposed			Accompl. Type:	Proposed	
	Underway				Underway	
	Complete				Complete	

Proposed Outcome	Performance Measure	Actual Outcome
Affordability for Low / Mod Persons	Number of Affordable Units	

13 Direct Homeownership Assistance 570.201(n)	Matrix Codes
Matrix Codes	Matrix Codes
Matrix Codes	Matrix Codes

Program Year 1

HOME	Proposed Amt.	$100,000		Fund Source:	Proposed Amt.	
	Actual Amount				Actual Amount	
Other	Proposed Amt.	$25,000		Fund Source:	Proposed Amt.	
	Actual Amount				Actual Amount	
04 Households	Proposed Units	41		Accompl. Type:	Proposed Units	
	Actual Units				Actual Units	
Accompl. Type:	Proposed Units			Accompl. Type:	Proposed Units	
	Actual Units				Actual Units	

CPMP Version 1.3

Grantee Name: **Rochester**

Project Name:	**Community Housing Development Organization Development**		
Description:	**IDIS Project #:**	**UOG Code:**	NY365544 Rochester

The federal regulations for the HOME Program require that at least 15% of the City's annual allocation must be used by Community Housing Development Organizations (CHDOs) for affordable housing development projects. These funds will be used for the acquisition and rehabilitation of vacant structures for resale to low income owner-occupants.

Location:

City-wide

Expected Completion Date:

6/30/2006

National Objective Codes:

Not Applicable

Priority Need Category

Select one: Owner Occupied Housing

Explanation:

Affordable Housing - Provide Affordability for Low / Mod Persons.

Project Primary Purpose:

- ☐ Help the Homeless
- ☐ Help Persons with HIV/AIDS
- ☐ Help Persons with Disabilities
- ☐ Address Public Housing Needs

Specific Objectives

1. Increase the availability of affordable owner housing
2. Improve access to affordable owner housing for minorities
3.

Project-level Accomplishments

10 Housing Units	Proposed	25		Accompl. Type:	Proposed	
	Underway				Underway	
	Complete				Complete	
04 Households	Proposed			Accompl. Type:	Proposed	
	Underway				Underway	
	Complete				Complete	
Accompl. Type:	Proposed			Accompl. Type:	Proposed	
	Underway				Underway	
	Complete				Complete	

Proposed Outcome	Performance Measure	Actual Outcome
Affordability for Low / Mod Persons	Number Units Brought Up to Standard Condition	

14A Rehab; Single-Unit Residential 570.202	Matrix Codes
Matrix Codes	Matrix Codes
Matrix Codes	Matrix Codes

Program Year 1

HOME	Proposed Amt.	$523,035	Fund Source:	Proposed Amt.	
	Actual Amount			Actual Amount	
Other	Proposed Amt.	$1,495,000	Fund Source:	Proposed Amt.	
	Actual Amount			Actual Amount	
10 Housing Units	Proposed Units	25	Accompl. Type:	Proposed Units	
	Actual Units			Actual Units	
Accompl. Type:	Proposed Units		Accompl. Type:	Proposed Units	
	Actual Units			Actual Units	

CPMP Version 1.3

Grantee Name: **Rochester**

Project Name:	**Community Housing Development Organization Operating**		
Description:	**IDIS Project #:**	**UOG Code:**	NY365544 Rochester

Provides operating assistance to designated CHDOs in an amount not to exceed 5% of the annual HOME award.

Location:

City-wide

Expected Completion Date:

6/30/2006

National Objective Codes:

Not Applicable

Priority Need Category

Select one: Owner Occupied Housing

Explanation:

Affordable Housing - Provide Affordability for Low / Mod Persons.

Project Primary Purpose:

- ☐ Help the Homeless
- ☐ Help Persons with HIV/AIDS
- ☐ Help Persons with Disabilities
- ☐ Address Public Housing Needs

Specific Objectives

1. Increase the availability of affordable owner housing
2.
3.

Project-level Accomplishments

Accompl. Type:	Proposed			Accompl. Type:	Proposed		
	Underway				Underway		
	Complete				Complete		
Accompl. Type:	Proposed			Accompl. Type:	Proposed		
	Underway				Underway		
	Complete				Complete		
Accompl. Type:	Proposed			Accompl. Type:	Proposed		
	Underway				Underway		
	Complete				Complete		

Proposed Outcome	Performance Measure	Actual Outcome
Affordability for Low / Mod Persons	Number Units Brought Up to Standard Condition	

21I HOME CHDO Operating Expenses (subject to 5% cap)	Matrix Codes
Matrix Codes	Matrix Codes
Matrix Codes	Matrix Codes

Program Year 1

HOME	Proposed Amt.	$172,718		Fund Source:	Proposed Amt.		
	Actual Amount				Actual Amount		
Fund Source:	Proposed Amt.			Fund Source:	Proposed Amt.		
	Actual Amount				Actual Amount		
Accompl. Type:	Proposed Units			Accompl. Type:	Proposed Units		
	Actual Units				Actual Units		
Accompl. Type:	Proposed Units			Accompl. Type:	Proposed Units		
	Actual Units				Actual Units		

CPMP Version 1.3

Grantee Name: **Rochester**

Project Name:	**Culture Builds Community**		
Description:	**IDIS Project #:**	**UOG Code:**	NY365544 Rochester

Culture Builds Communities is a joint venture with Citibank, which contributes an equal amount of the program. It is designed to enhance neighborhood pride and promote participation in artistic activities. Under the program, proposals for neighborhood art projects are solicited from various association and groups. Grants of up to $20,000 are provided for projects that will contribute to the revitalization of neighborhoods.

Location:

City-wide

Expected Completion Date:

6/30/2006

National Objective Codes:

LMA

Priority Need Category

Select one: Public Facilities

Explanation:

Promoting Livable Communities

Project Primary Purpose:

- ☐ Help the Homeless
- ☐ Help Persons with HIV/AIDS
- ☐ Help Persons with Disabilities
- ☐ Address Public Housing Needs

Specific Objectives

1. Improve quality / increase quantity of public improvements for lower income persons
2.
3.

Project-level Accomplishments

Other	**Proposed**	10		Accompl. Type:	**Proposed**	
	Underway				**Underway**	
	Complete				**Complete**	
Accompl. Type:	**Proposed**			Accompl. Type:	**Proposed**	
	Underway				**Underway**	
	Complete				**Complete**	
Accompl. Type:	**Proposed**			Accompl. Type:	**Proposed**	
	Underway				**Underway**	
	Complete				**Complete**	

Proposed Outcome	Performance Measure	Actual Outcome
Promote Livable Communties	Number of Improvements	

03 Public Facilities and Improvements (General) 570.201(c)	Matrix Codes
Matrix Codes	Matrix Codes
Matrix Codes	Matrix Codes

Program Year 1

CDBG	**Proposed Amt.**	$40,000		Fund Source:	**Proposed Amt.**	
	Actual Amount				**Actual Amount**	
Fund Source:	**Proposed Amt.**			Fund Source:	**Proposed Amt.**	
	Actual Amount				**Actual Amount**	
Other	**Proposed Units**	10		Accompl. Type:	**Proposed Units**	
	Actual Units				**Actual Units**	
Accompl. Type:	**Proposed Units**			Accompl. Type:	**Proposed Units**	
	Actual Units				**Actual Units**	

Grantee Name: **Rochester**

CPMP Version 1.3

Project Name:	**Emergency Assistance from City Hall**		
Description:	**IDIS Project #:**	**UOG Code:**	NY365544 Rochester

This program provides grants to low and moderate income homeowners to assist in making repairs that pose an immediate threat to health and safety. Repairs include: sewer, plumbing, furnance, roof repairs, water, water heater and electrical.

Location:

City-wide

Expected Completion Date:

6/30/2005

National Objective Codes:

LMH

Priority Need Category

Select one: Owner Occupied Housing

Explanation:

Affordable Housing - Provide Affordability for Low / Mod Persons.

Project Primary Purpose:

- ☐ Help the Homeless
- ☐ Help Persons with HIV/AIDS
- ☐ Help Persons with Disabilities
- ☐ Address Public Housing Needs

Specific Objectives

1. Improve the quality of owner housing
2.
3.

Project-level Accomplishments

10 Housing Units	**Proposed**	71		Accompl. Type:	**Proposed**	
	Underway				**Underway**	
	Complete				**Complete**	
Accompl. Type:	**Proposed**			Accompl. Type:	**Proposed**	
	Underway				**Underway**	
	Complete				**Complete**	
Accompl. Type:	**Proposed**			Accompl. Type:	**Proposed**	
	Underway				**Underway**	
	Complete				**Complete**	

Proposed Outcome	Performance Measure	Actual Outcome
Affordability for Low / Mod Persons	Number Units Brought Up to Standard Condition	

14A Rehab; Single-Unit Residential 570.202	Matrix Codes
Matrix Codes	Matrix Codes
Matrix Codes	Matrix Codes

Program Year 1

CDBG	**Proposed Amt.**	$250,000	Fund Source:	**Proposed Amt.**	
	Actual Amount			**Actual Amount**	
Fund Source:	**Proposed Amt.**		Fund Source:	**Proposed Amt.**	
	Actual Amount			**Actual Amount**	
10 Housing Units	**Proposed Units**	71	Accompl. Type:	**Proposed Units**	
	Actual Units			**Actual Units**	
Accompl. Type:	**Proposed Units**		Accompl. Type:	**Proposed Units**	
	Actual Units			**Actual Units**	

Grantee Name: **Rochester**

CPMP Version 1.3

Project Name:	**Fair Housing**		
Description:	**IDIS Project #:**	**UOG Code:**	NY365544 Rochester

The City is charged with affirmatively furthering fair housing choice under federal requirements governing the use of CDBG & HOME funding. This allocation would finance the implementation of specific activities in the Community Choice Action Plan.

Location:

City-wide

Expected Completion Date:

6/30/2006

National Objective Codes:

Not Applicable

Priority Need Category

Select one: Other

Explanation:

Affordable Housing - Provide Affordability for Low / Mod Persons.

Project Primary Purpose:

- ☐ Help the Homeless
- ☐ Help Persons with HIV/AIDS
- ☐ Help Persons with Disabilities
- ☐ Address Public Housing Needs

Specific Objectives

1. Improve access to affordable owner housing
2. Increase range of housing options & related services for persons w/ special needs
3. Improve access to affordable rental housing

Project-level Accomplishments

Accompl. Type:	Proposed			Accompl. Type:	Proposed		
	Underway				Underway		
	Complete				Complete		
Accompl. Type:	Proposed			Accompl. Type:	Proposed		
	Underway				Underway		
	Complete				Complete		
Accompl. Type:	Proposed			Accompl. Type:	Proposed		
	Underway				Underway		
	Complete				Complete		

Proposed Outcome	Performance Measure	Actual Outcome
Living Environment - Increase Availability / Accessibility	Number of People Assisted	

21D Fair Housing Activities (subject to 20% Admin cap) 570.20	Matrix Codes
Matrix Codes	Matrix Codes
Matrix Codes	Matrix Codes

Program Year 1

CDBG	Proposed Amt.	$300,000		Fund Source:	Proposed Amt.		
	Actual Amount				Actual Amount		
Fund Source:	Proposed Amt.			Fund Source:	Proposed Amt.		
	Actual Amount				Actual Amount		
Accompl. Type:	Proposed Units			Accompl. Type:	Proposed Units		
	Actual Units				Actual Units		
Accompl. Type:	Proposed Units			Accompl. Type:	Proposed Units		
	Actual Units				Actual Units		

CPMP Version 1.3

Grantee Name: **Rochester**

Project Name:	**Foreclosure Prevention**		
Description:	**IDIS Project #:**	**UOG Code:**	NY365544 Rochester

This activity will help prevent mortgage foreclosure by providing financial support for a financial literacy/education curriculum and public marketing campaigns such as "Don't Borrow Trouble".

Location:

Community wide

Expected Completion Date:

6/30/2006

National Objective Codes:

LMC

Priority Need Category

Select one: Public Services

Explanation:

Suitable Living Environment - Increase Availability / Accessibility

Project Primary Purpose:

- ☐ Help the Homeless
- ☐ Help Persons with HIV/AIDS
- ☐ Help Persons with Disabilities
- ☐ Address Public Housing Needs

Specific Objectives

1. Increase the availability of affordable owner housing
2. Increase the supply of affordable rental housing
3.

Project-level Accomplishments

01 People	Proposed	110		Accompl. Type:	Proposed	
	Underway				Underway	
	Complete				Complete	
Accompl. Type:	Proposed			Accompl. Type:	Proposed	
	Underway				Underway	
	Complete				Complete	
Accompl. Type:	Proposed			Accompl. Type:	Proposed	
	Underway				Underway	
	Complete				Complete	

Proposed Outcome	Performance Measure	Actual Outcome
Living Environment - Increase Availability / Accessibility	Number of People Assisted	

05 Public Services (General) 570.201(e)	Matrix Codes
Matrix Codes	Matrix Codes
Matrix Codes	Matrix Codes

Program Year 1

CDBG	Proposed Amt.	$75,000		Fund Source:	Proposed Amt.	
	Actual Amount				Actual Amount	
Fund Source:	Proposed Amt.			Fund Source:	Proposed Amt.	
	Actual Amount				Actual Amount	
01 People	Proposed Units	110		Accompl. Type:	Proposed Units	
	Actual Units				Actual Units	
Accompl. Type:	Proposed Units			Accompl. Type:	Proposed Units	
	Actual Units				Actual Units	

CPMP Version 1.3

Grantee Name: **Rochester**

Project Name:	**Homebuyer Services**		
Description:	**IDIS Project #:**	**UOG Code:**	NY365544 Rochester

Provides comprehensive services to prospective owner-occupants who wish to purchase homes through City programs. Services include pre-purchase counseling, eligibility screening for purchase subsidies, post purchase counseling, workshops on budgeting and home repairs, and homeowner support groups. Also provides information materials about City living, a multiple listing service computer and space for meetings with Realtors and potential homebuyers.

Location:

City-wide

Expected Completion Date:

6/30/2005

National Objective Codes:

LMC

Priority Need Category

Select one: Public Services

Explanation:

Affordable Housing - Provide Affordability for Low / Mod Persons. This project is funded by the CDBG ($75,000), HOME/ADDI ($215,000) and the CDF ($140,000).

Project Primary Purpose:

- ☐ Help the Homeless
- ☐ Help Persons with HIV/AIDS
- ☐ Help Persons with Disabilities
- ☐ Address Public Housing Needs

Specific Objectives

1. Increase the availability of affordable owner housing
2. Improve access to affordable owner housing
3. Improve access to affordable owner housing for minorities

Project-level Accomplishments

01 People	**Proposed**	2,000		Accompl. Type:	**Proposed**	
	Underway				**Underway**	
	Complete				**Complete**	
Accompl. Type:	**Proposed**			Accompl. Type:	**Proposed**	
	Underway				**Underway**	
	Complete				**Complete**	
Accompl. Type:	**Proposed**			Accompl. Type:	**Proposed**	
	Underway				**Underway**	
	Complete				**Complete**	

Proposed Outcome	Performance Measure	Actual Outcome
Living Environment - Increase Availability / Accessibility	Number of People Assisted	

05 Public Services (General) 570.201(e)	Matrix Codes
21H HOME Admin/Planning Costs of PJ (subject to 5% cap	Matrix Codes
Matrix Codes	Matrix Codes

Program Year 1

CDBG	**Proposed Amt.**	$75,000	Other	**Proposed Amt.**	140,000
	Actual Amount			**Actual Amount**	
HOME	**Proposed Amt.**	$215,000	Fund Source:	**Proposed Amt.**	
	Actual Amount			**Actual Amount**	
01 People	**Proposed Units**	2000	Accompl. Type:	**Proposed Units**	
	Actual Units			**Actual Units**	
Accompl. Type:	**Proposed Units**		Accompl. Type:	**Proposed Units**	
	Actual Units			**Actual Units**	

CPMP Version 1.3

Grantee Name: **Rochester**

Project Name:	**Home Purchase Assistance**		
Description:	**IDIS Project #:**	**UOG Code:**	NY365544 Rochester

Provides closing cost and downpayment assistance up to $3,000 for first-time homebuyers whose income does not exceed 80% MFI. The homes are purchased from private sellers. Eligible applicants are required to complete pre-purchase counseling and homeownership training.

Location:

City-wide

Expected Completion Date:

6/30/2006

National Objective Codes:

Not Applicable

Priority Need Category

Select one: Owner Occupied Housing

Explanation:

Affordable Housing - Provide Affordability for Low / Mod Persons.

Project Primary Purpose:

- ☐ Help the Homeless
- ☐ Help Persons with HIV/AIDS
- ☐ Help Persons with Disabilities
- ☐ Address Public Housing Needs

Specific Objectives

1. Increase the availability of affordable owner housing
2. Improve access to affordable owner housing
3. Improve access to affordable owner housing for minorities

Project-level Accomplishments

04 Households	**Proposed**	150		Accompl. Type:	**Proposed**	
	Underway				**Underway**	
	Complete				**Complete**	
Accompl. Type:	**Proposed**			Accompl. Type:	**Proposed**	
	Underway				**Underway**	
	Complete				**Complete**	
Accompl. Type:	**Proposed**			Accompl. Type:	**Proposed**	
	Underway				**Underway**	
	Complete				**Complete**	

Proposed Outcome	Performance Measure	Actual Outcome
Affordability for Low / Mod Persons	Number of Units Made Affordable	

13 Direct Homeownership Assistance 570.201(n)	Matrix Codes
Matrix Codes	Matrix Codes
Matrix Codes	Matrix Codes

Program Year 1

HOME	**Proposed Amt.**	$450,000		Fund Source:	**Proposed Amt.**	
	Actual Amount				**Actual Amount**	
Fund Source:	**Proposed Amt.**			Fund Source:	**Proposed Amt.**	
	Actual Amount				**Actual Amount**	
04 Households	**Proposed Units**	150		Accompl. Type:	**Proposed Units**	
	Actual Units				**Actual Units**	
Accompl. Type:	**Proposed Units**			Accompl. Type:	**Proposed Units**	
	Actual Units				**Actual Units**	

Grantee Name: **Rochester**

CPMP Version 1.3

Project Name:	**Home Rochester**		
Description:	**IDIS Project #:**	**UOG Code:**	NY365544 Rochester

Provide a write-down subsidy for the acquisition and rehabilitation of vacant structures for resale to low income owner-occupants

Location:

City-wide

Expected Completion Date:

6/30/2006

National Objective Codes:

Not Applicable

Priority Need Category

Select one: Owner Occupied Housing

Explanation:

Affordable Housing - Provide Affordability for Low / Mod Persons. This project is funded by HOME/ADDI ($300,000). There is an additional amount included ($690,000) in buyer equity and bank financing.

Project Primary Purpose:

- ☐ Help the Homeless
- ☐ Help Persons with HIV/AIDS
- ☐ Help Persons with Disabilities
- ☐ Address Public Housing Needs

Specific Objectives

1. Improve the quality of owner housing
2. Improve access to affordable owner housing for minorities
3. Improve access to affordable owner housing

Project-level Accomplishments

10 Housing Units	Proposed	12		Accompl. Type:	Proposed	
	Underway				Underway	
	Complete				Complete	
Accompl. Type:	Proposed			Accompl. Type:	Proposed	
	Underway				Underway	
	Complete				Complete	
Accompl. Type:	Proposed			Accompl. Type:	Proposed	
	Underway				Underway	
	Complete				Complete	

Proposed Outcome	Performance Measure	Actual Outcome
Affordability for Low / Mod Persons	Number Units Brought Up to Standard Condition	

14G Acquisition - for Rehabilitation 570.202	Matrix Codes
Matrix Codes	Matrix Codes
Matrix Codes	Matrix Codes

Program Year 1

HOME	Proposed Amt.	$300,000	Fund Source:	Proposed Amt.	
	Actual Amount			Actual Amount	
Other	Proposed Amt.	$690,000	Fund Source:	Proposed Amt.	
	Actual Amount			Actual Amount	
10 Housing Units	Proposed Units	12	Accompl. Type:	Proposed Units	
	Actual Units			Actual Units	
Accompl. Type:	Proposed Units		Accompl. Type:	Proposed Units	
	Actual Units			Actual Units	

CPMP Version 1.3

Grantee Name: **Rochester**

Project Name:	**Housing Development Support**		
Description:	**IDIS Project #:**	**UOG Code:**	NY365544 Rochester

Provides operating assistance to nonprofit agencies that participate in the City's Housing Occupancy Initiative

Location:

City-wide

Expected Completion Date:

6/30/2006

National Objective Codes:

LMH

Priority Need Category

Select one: Owner Occupied Housing

Explanation:

Affordable Housing - Provide Affordability for Low / Mod Persons.

Project Primary Purpose:

- ☐ Help the Homeless
- ☐ Help Persons with HIV/AIDS
- ☐ Help Persons with Disabilities
- ☐ Address Public Housing Needs

Specific Objectives

1. Increase the availability of affordable owner housing
2. Increase the availability of affordable owner housing
3. Improve access to affordable rental housing

Project-level Accomplishments

Accompl. Type:	Proposed			Accompl. Type:	Proposed		
	Underway				Underway		
	Complete				Complete		
Accompl. Type:	Proposed			Accompl. Type:	Proposed		
	Underway				Underway		
	Complete				Complete		
Accompl. Type:	Proposed			Accompl. Type:	Proposed		
	Underway				Underway		
	Complete				Complete		

Proposed Outcome	Performance Measure	Actual Outcome
Affordability for Low / Mod Persons	Number Units Brought Up to Standard Condition	

05 Public Services (General) 570.201(e)	Matrix Codes
14H Rehabilitation Administration 570.202	Matrix Codes
19C CDBG Non-profit Organization Capacity Building	Matrix Codes

Program Year 1

CDBG	Proposed Amt.	$550,000	Fund Source:	Proposed Amt.	
	Actual Amount			Actual Amount	
Fund Source:	Proposed Amt.		Fund Source:	Proposed Amt.	
	Actual Amount			Actual Amount	
Accompl. Type:	Proposed Units		Accompl. Type:	Proposed Units	
	Actual Units			Actual Units	
Accompl. Type:	Proposed Units		Accompl. Type:	Proposed Units	
	Actual Units			Actual Units	

CPMP Version 1.3 Grantee Name: **Rochester**

Project Name:	**Housing Rehabilitation - Program Delivery**
Description:	**IDIS Project #:** **UOG Code:** NY365544 Rochester

These funds are used for staff involved in the planning, coordinating and monitoring of the City's housing initiatives. Additionally, staff involved with the management of assisted rehabilitation programs and contract monitoring is also funded.

Location:
City-wide

Expected Completion Date:
6/30/2006

National Objective Codes:
LMH

Priority Need Category

Select one: Owner Occupied Housing

Explanation:
Affordable Housing - Provide Affordability for Low / Mod Persons

Project Primary Purpose:
- ☐ Help the Homeless
- ☐ Help Persons with HIV/AIDS
- ☐ Help Persons with Disabilities
- ☐ Address Public Housing Needs

Specific Objectives
1. Improve the quality of owner housing
2.
3.

Project-level Accomplishments

10 Housing Units	Proposed			Accompl. Type:	Proposed		
	Underway				Underway		
	Complete				Complete		
Accompl. Type:	Proposed			Accompl. Type:	Proposed		
	Underway				Underway		
	Complete				Complete		
Accompl. Type:	Proposed			Accompl. Type:	Proposed		
	Underway				Underway		
	Complete				Complete		

Proposed Outcome	Performance Measure	Actual Outcome

14H Rehabilitation Administration 570.202	Matrix Codes
Matrix Codes	Matrix Codes
Matrix Codes	Matrix Codes

Program Year 1

CDBG	Proposed Amt.	$1,434,600	Fund Source:	Proposed Amt.	
	Actual Amount			Actual Amount	
Fund Source:	Proposed Amt.		Fund Source:	Proposed Amt.	
	Actual Amount			Actual Amount	
10 Housing Units	Proposed Units		Accompl. Type:	Proposed Units	
	Actual Units			Actual Units	
Accompl. Type:	Proposed Units		Accompl. Type:	Proposed Units	
	Actual Units			Actual Units	

CPMP Version 1.3

Grantee Name: **Rochester**

Project Name:	**Landlord Tenant Services**		
Description:	**IDIS Project #:**	**UOG Code:**	NY365544 Rochester

Provides landlord training and tenant educaton courses along with mediation and individual counseling to create and effect landlord/tenant relationships that are beneficial to both parties, the neighborhoods and the community at-large.

Location:

City-wide

Expected Completion Date:

6/30/2006

National Objective Codes:

LMC

Priority Need Category

Select one: Public Services

Explanation:

Suitable Living Environment - Increase Availability / Accessibility

Project Primary Purpose:

- ☐ Help the Homeless
- ☐ Help Persons with HIV/AIDS
- ☐ Help Persons with Disabilities
- ☐ Address Public Housing Needs

Specific Objectives

1. Improve the quality of affordable rental housing
2. Improve the services for low/mod income persons
3.

Project-level Accomplishments

01 People	**Proposed**	1,000		Accompl. Type:	**Proposed**	
	Underway				**Underway**	
	Complete				**Complete**	
Accompl. Type:	**Proposed**			Accompl. Type:	**Proposed**	
	Underway				**Underway**	
	Complete				**Complete**	
Accompl. Type:	**Proposed**			Accompl. Type:	**Proposed**	
	Underway				**Underway**	
	Complete				**Complete**	

Proposed Outcome	Performance Measure	Actual Outcome
Living Environment - Increase Availability / Accessibility	Number of People Assisted	

05K Tenant/Landlord Counseling 570.201(e)	Matrix Codes
Matrix Codes	Matrix Codes
Matrix Codes	Matrix Codes

Program Year 1

CDBG	**Proposed Amt.**	$165,000		Fund Source:	**Proposed Amt.**	
	Actual Amount				**Actual Amount**	
Fund Source:	**Proposed Amt.**			Fund Source:	**Proposed Amt.**	
	Actual Amount				**Actual Amount**	
04 Households	**Proposed Units**	1,000		Accompl. Type:	**Proposed Units**	
	Actual Units				**Actual Units**	
Accompl. Type:	**Proposed Units**			Accompl. Type:	**Proposed Units**	
	Actual Units				**Actual Units**	

CPMP Version 1.3

Grantee Name: **Rochester**

Project Name:	**Lead Hazard Reduction**		
Description:	**IDIS Project #:**	**UOG Code:**	NY365544 Rochester

This program provides deferred loans for the rehabilitation of owner occupied and investor-owner structures. For owner-occupants, the terms are 0% interest, principal forgiven on a pro rata basis, over a five or ten year period, with no payment due unless the owner moves or transfers title. Investors are eligible to participate with a 20% required match. Repairs are limited to: porch decks, windows, doors and paint stabilization.

Location:

City-wide

Expected Completion Date:

6/30/2006

National Objective Codes:

LMH

Priority Need Category

Select one: Owner Occupied Housing

Explanation:

Affordable Housing - Provide Affordability for Low / Mod Persons. This project is funded by the CDBG ($400,000) and the HOME/ADDI ($600,000).

Project Primary Purpose:

- ☐ Help the Homeless
- ☐ Help Persons with HIV/AIDS
- ☐ Help Persons with Disabilities
- ☐ Address Public Housing Needs

Specific Objectives

1. Improve the quality of affordable rental housing
2. Improve the quality of owner housing
3.

Project-level Accomplishments

10 Housing Units	Proposed	100		Accompl. Type:	Proposed	
	Underway				Underway	
	Complete				Complete	
Accompl. Type:	Proposed			Accompl. Type:	Proposed	
	Underway				Underway	
	Complete				Complete	
Accompl. Type:	Proposed			Accompl. Type:	Proposed	
	Underway				Underway	
	Complete				Complete	

Proposed Outcome	Performance Measure	Actual Outcome
Affordability for Low / Mod Persons	Number of Units Brought to Lead Safety	

14I Lead-Based/Lead Hazard Test/Abate 570.202	Matrix Codes
14A Rehab; Single-Unit Residential 570.202	Matrix Codes
14B Rehab; Multi-Unit Residential 570.202	Matrix Codes

Program Year 1

CDBG	Proposed Amt.	$400,000		Fund Source:	Proposed Amt.	
	Actual Amount				Actual Amount	
HOME	Proposed Amt.	$600,000		Fund Source:	Proposed Amt.	
	Actual Amount				Actual Amount	
10 Housing Units	Proposed Units	100		Accompl. Type:	Proposed Units	
	Actual Units				Actual Units	
Accompl. Type:	Proposed Units			Accompl. Type:	Proposed Units	
	Actual Units				Actual Units	

Grantee Name: **Rochester**

CPMP Version 1.3

Project Name:	**Mortgage Default/Relief**		
Description:	**IDIS Project #:**	**UOG Code:**	NY365544 Rochester

Provides mortgage default resolution services and funds to prevent mortgage foreclosure. Services include: household income, budget and debt analyses followed by negotiation with mortgage holders and other parties. Possible resolutions include refinancing, negotiated repayments and grants for eligible clients.

Location:

City-wide

Priority Need Category

Select one: Owner Occupied Housing

Explanation:

Suitable Living Enviroment - Increase Availability / Accessibility

Expected Completion Date:

6/30/2006

National Objective Codes:

LMC

Project Primary Purpose:

- ☐ Help the Homeless
- ☐ Help Persons with HIV/AIDS
- ☐ Help Persons with Disabilities
- ☐ Address Public Housing Needs

Specific Objectives

1. Improve the quality of owner housing
2.
3.

Project-level Accomplishments

01 People	Proposed	200		Accompl. Type:	Proposed	
	Underway				Underway	
	Complete				Complete	
Accompl. Type:	Proposed			Accompl. Type:	Proposed	
	Underway				Underway	
	Complete				Complete	
Accompl. Type:	Proposed			Accompl. Type:	Proposed	
	Underway				Underway	
	Complete				Complete	

Proposed Outcome	Performance Measure	Actual Outcome
Living Environment - Increase Availability / Accessibility	Number of People Assisted	

05 Public Services (General) 570.201(e)	Matrix Codes
05Q Subsistence Payments 570.204	Matrix Codes
Matrix Codes	Matrix Codes

Program Year 1

CDBG	Proposed Amt.	$300,000		Fund Source:	Proposed Amt.	
	Actual Amount				Actual Amount	
Fund Source:	Proposed Amt.			Fund Source:	Proposed Amt.	
	Actual Amount				Actual Amount	
01 People	Proposed Units	200		Accompl. Type:	Proposed Units	
	Actual Units				Actual Units	
Accompl. Type:	Proposed Units			Accompl. Type:	Proposed Units	
	Actual Units				Actual Units	

Grantee Name: **Rochester**

CPMP Version 1.3

Project Name:	**Neighborhood Housing Service Revolving Loan**		
Description:	**IDIS Project #:**	**UOG Code:**	NY365544 Rochester

Funds will be provided for the administration of the Neighborhood Housing Services Revolving Loan Fund which provides rehabilitation loans to low and moderate income owner-occupants that are unable to secure financing from traditional lending institutions.

Location:

City-wide

Expected Completion Date:

6/30/2006

National Objective Codes:

LMH

Priority Need Category

Select one: Owner Occupied Housing

Explanation:

Affordable Housing - Provide Affordability for Low / Mod Persons.

Project Primary Purpose:

- ☐ Help the Homeless
- ☐ Help Persons with HIV/AIDS
- ☐ Help Persons with Disabilities
- ☐ Address Public Housing Needs

Specific Objectives

1. Improve the quality of owner housing
2.
3.

Project-level Accomplishments

10 Housing Units	Proposed	25		Accompl. Type:	Proposed	
	Underway				Underway	
	Complete				Complete	
Accompl. Type:	Proposed			Accompl. Type:	Proposed	
	Underway				Underway	
	Complete				Complete	
Accompl. Type:	Proposed			Accompl. Type:	Proposed	
	Underway				Underway	
	Complete				Complete	

Proposed Outcome	Performance Measure	Actual Outcome
Affordability for Low / Mod Persons	Number Units Brought Up to Standard Condition	

14A Rehab; Single-Unit Residential 570.202	Matrix Codes
Matrix Codes	Matrix Codes
Matrix Codes	Matrix Codes

Program Year 1

CDBG	Proposed Amt.	$75,000	Fund Source:	Proposed Amt.	
	Actual Amount			Actual Amount	
Fund Source:	Proposed Amt.		Fund Source:	Proposed Amt.	
	Actual Amount			Actual Amount	
10 Housing Units	Proposed Units	25	Accompl. Type:	Proposed Units	
	Actual Units			Actual Units	
Accompl. Type:	Proposed Units		Accompl. Type:	Proposed Units	
	Actual Units			Actual Units	

CPMP Version 1.3

Grantee Name: **Rochester**

Project Name:	**Neighborhood Improvements**		
Description:	**IDIS Project #:**	**UOG Code:**	NY365544 Rochester

These funds will be used to finance various neighborhood improvements in low and moderate income neighborhoods.

Location:
City-wide

Expected Completion Date:
6/30/2006

National Objective Codes:
LMA

Priority Need Category

Select one: Public Facilities

Explanation:
Promoting Livable Communities

Project Primary Purpose:

- ☐ Help the Homeless
- ☐ Help Persons with HIV/AIDS
- ☐ Help Persons with Disabilities
- ☐ Address Public Housing Needs

Specific Objectives

1. Improve the services for low/mod income persons
2.
3.

Project-level Accomplishments

11 Public Facilities	Proposed	1		Accompl. Type:	Proposed	
	Underway				Underway	
	Complete				Complete	
Accompl. Type:	Proposed			Accompl. Type:	Proposed	
	Underway				Underway	
	Complete				Complete	
Accompl. Type:	Proposed			Accompl. Type:	Proposed	
	Underway				Underway	
	Complete				Complete	

Proposed Outcome	Performance Measure	Actual Outcome
Promote Livable Communities	Number of Improvements	

03 Public Facilities and Improvements (General) 570.201(c)	Matrix Codes
Matrix Codes	Matrix Codes
Matrix Codes	Matrix Codes

Program Year 1

CDBG	Proposed Amt.	$2,125,600		Fund Source:	Proposed Amt.	
	Actual Amount				Actual Amount	
Fund Source:	Proposed Amt.			Fund Source:	Proposed Amt.	
	Actual Amount				Actual Amount	
11 Public Facilitie	Proposed Units	1		Accompl. Type:	Proposed Units	
	Actual Units				Actual Units	
Accompl. Type:	Proposed Units			Accompl. Type:	Proposed Units	
	Actual Units				Actual Units	

Grantee Name: **Rochester**

CPMP Version 1.3

Project Name:	**Promotion**				
Description:		**IDIS Project #:**		**UOG Code:**	UOG Code

Provides for the facilitation of housing program promotion through the use of various media. Sources include radio, television and print media

Location:	**Priority Need Category**	
City-wide	**Select one:**	Owner Occupied Housing
	Explanation:	
Expected Completion Date:	Suitable Living Environment - Increase Availability / Accessibility. The project is funded by the CDBG ($50,000) and the CDF ($25,000).	
6/30/2006		
National Objective Codes:		
LMH		

Project Primary Purpose:	**Specific Objectives**	
☐ Help the Homeless	1	Improve access to affordable owner housing
☐ Help Persons with HIV/AIDS	2	Improve access to affordable owner housing for minorities
☐ Help Persons with Disabilities	3	
☐ Address Public Housing Needs		

Project-level Accomplishments

10 Housing Units	**Proposed**			Accompl. Type:	**Proposed**		
	Underway				**Underway**		
	Complete				**Complete**		
Accompl. Type:	**Proposed**			Accompl. Type:	**Proposed**		
	Underway				**Underway**		
	Complete				**Complete**		
Accompl. Type:	**Proposed**			Accompl. Type:	**Proposed**		
	Underway				**Underway**		
	Complete				**Complete**		

Proposed Outcome	**Performance Measure**	**Actual Outcome**
Living Enviroment - Increase Availability / Accessibility	Number of Persons Assisted	

14H Rehabilitation Administration 570.202	Matrix Codes
Matrix Codes	Matrix Codes
Matrix Codes	Matrix Codes

Program Year 1

CDBG	**Proposed Amt.**	$50,000	Fund Source:	**Proposed Amt.**		
	Actual Amount			**Actual Amount**		
Other	**Proposed Amt.**	$25,000	Fund Source:	**Proposed Amt.**		
	Actual Amount			**Actual Amount**		
10 Housing Units	**Proposed Units**		Accompl. Type:	**Proposed Units**		
	Actual Units			**Actual Units**		
Accompl. Type:	**Proposed Units**		Accompl. Type:	**Proposed Units**		
	Actual Units			**Actual Units**		

Grantee Name: **Rochester**

CPMP Version 1.3

Project Name:	**Rehab Rochester**		
Description:	**IDIS Project #:**	**UOG Code:**	NY365544 Rochester

The program provides deferred loans for the rehabilitation of owner-occupied one to four-family structures. Terms are 0% interest and principal forgiven on a pro rata basis over a five- to ten-year period with no payments due unless the owner moves or transfers title. Applicants must be below 60% of MFI.

Location:

City-wide

Priority Need Category

Select one: Owner Occupied Housing

Explanation:

Affordable Housing - Provide Affordability for Low / Mod Persons.

Expected Completion Date:

6/30/2006

National Objective Codes:

LMH

Project Primary Purpose:

- ☐ Help the Homeless
- ☐ Help Persons with HIV/AIDS
- ☐ Help Persons with Disabilities
- ☐ Address Public Housing Needs

Specific Objectives

1. Improve the quality of owner housing
2.
3.

Project-level Accomplishments

10 Housing Units	Proposed	39		Accompl. Type:	Proposed	
	Underway				Underway	
	Complete				Complete	
Accompl. Type:	Proposed			Accompl. Type:	Proposed	
	Underway				Underway	
	Complete				Complete	
Accompl. Type:	Proposed			Accompl. Type:	Proposed	
	Underway				Underway	
	Complete				Complete	

Proposed Outcome	Performance Measure	Actual Outcome
Affordability for Low / Mod Persons	Number Units Brought Up to Standard Condition	

14A Rehab; Single-Unit Residential 570.202	Matrix Codes
Matrix Codes	Matrix Codes
Matrix Codes	Matrix Codes

Program Year 1

CDBG	Proposed Amt.	$189,900	Fund Source:	Proposed Amt.	
	Actual Amount			Actual Amount	
HOME	Proposed Amt.	$400,000	Fund Source:	Proposed Amt.	
	Actual Amount			Actual Amount	
10 Housing Units	Proposed Units	39	Accompl. Type:	Proposed Units	
	Actual Units			Actual Units	
Accompl. Type:	Proposed Units		Accompl. Type:	Proposed Units	
	Actual Units			Actual Units	

Grantee Name: **Rochester**

CPMP Version 1.3

Project Name:	**Rental Housing Fund**		
Description:	**IDIS Project #:**	**UOG Code:**	NY365544 Rochester

Funds will be used to implement Rental Strategy projects, e.g., low interest loans for renovation and new construction projects which create housing with rents affordable to households below 60% MFI.

Location:

City-wide

Expected Completion Date:

6/30/2006

National Objective Codes:

Not Applicable

Priority Need Category

Select one: Rental Housing

Explanation:

Afforable Housing - Provide Affordability for Low / Mod Persons. This project is funded by the HOME/ADDI ($1,000,000) and the CDF ($288,500).

Project Primary Purpose:

- ☐ Help the Homeless
- ☐ Help Persons with HIV/AIDS
- ☐ Help Persons with Disabilities
- ☐ Address Public Housing Needs

Specific Objectives

1. Increase the supply of affordable rental housing
2. Improve the quality of affordable rental housing
3.

Project-level Accomplishments

10 Housing Units	Proposed	84		Accompl. Type:	Proposed	
	Underway				Underway	
	Complete				Complete	
Accompl. Type:	Proposed			Accompl. Type:	Proposed	
	Underway				Underway	
	Complete				Complete	
Accompl. Type:	Proposed			Accompl. Type:	Proposed	
	Underway				Underway	
	Complete				Complete	

Proposed Outcome	Performance Measure	Actual Outcome
Affordabilty for Low / Mod Persons	Number of Rental Units Made Affordable	

12 Construction of Housing 570.201(m)	Matrix Codes
14B Rehab; Multi-Unit Residential 570.202	Matrix Codes
Matrix Codes	Matrix Codes

Program Year 1

HOME	Proposed Amt.	$1,000,000	Fund Source:	Proposed Amt.	
	Actual Amount			Actual Amount	
Other	Proposed Amt.	$288,500	Fund Source:	Proposed Amt.	
	Actual Amount			Actual Amount	
10 Housing Units	Proposed Units	84	Accompl. Type:	Proposed Units	
	Actual Units			Actual Units	
Accompl. Type:	Proposed Units		Accompl. Type:	Proposed Units	
	Actual Units			Actual Units	

CPMP Version 1.3

Grantee Name: **Rochester**

Project Name:	**Residential Assistance Program**		
Description:	**IDIS Project #:**	**UOG Code:**	NY365544 Rochester

This program provides grants to low/moderate income homeowners to assist in making emergency repairs and purchasing materials for exterior improvements and home security.

Location:	**Priority Need Category**
City-wide	**Select one:** Owner Occupied Housing
Expected Completion Date: 6/30/2006	**Explanation:** Affordable Housing - Provide Affordability for Low / Mod Persons.
National Objective Codes: LMH	

Project Primary Purpose:	**Specific Objectives**
☐ Help the Homeless	1 Improve the quality of owner housing
☐ Help Persons with HIV/AIDS	2
☐ Help Persons with Disabilities	3
☐ Address Public Housing Needs	

Project-level Accomplishments

10 Housing Units	**Proposed**	550		Accompl. Type:	**Proposed**	
	Underway				**Underway**	
	Complete				**Complete**	
Accompl. Type:	**Proposed**			Accompl. Type:	**Proposed**	
	Underway				**Underway**	
	Complete				**Complete**	
Accompl. Type:	**Proposed**			Accompl. Type:	**Proposed**	
	Underway				**Underway**	
	Complete				**Complete**	

Proposed Outcome	**Performance Measure**	**Actual Outcome**
Affordability for Low / Mod Persons	Number Units Brought Up to Standard Condition	

14A Rehab; Single-Unit Residential 570.202	Matrix Codes
Matrix Codes	Matrix Codes
Matrix Codes	Matrix Codes

Program Year 1

CDBG	**Proposed Amt.**	$1,450,000	Fund Source:	**Proposed Amt.**	
	Actual Amount			**Actual Amount**	
Fund Source:	**Proposed Amt.**		Fund Source:	**Proposed Amt.**	
	Actual Amount			**Actual Amount**	
10 Housing Units	**Proposed Units**	550	Accompl. Type:	**Proposed Units**	
	Actual Units			**Actual Units**	
Accompl. Type:	**Proposed Units**		Accompl. Type:	**Proposed Units**	
	Actual Units			**Actual Units**	

PROJECT WORKBOOK
GENERAL COMMUNITY NEEDS

CPMP Version 1.3

Grantee Name: **Rochester**

Project Name:	**Basic Employability Skills Training -II**			
Description:		**IDIS Project #:**	**UOG Code:**	NY365544 ROCHESTER

The six-week BEST curriculum addresses appearance, behavior, work, money management and job retention It includes intensive job readiness training; pre- and post-participation case management services; a weekly candidate stipend, and access to job opportunities for successful graduates

Career Systems Development Corp. 1787 Norton Street 14609 City-Wide

Priority Need Category

Select one: Public Services

Explanation:

Improve Living Environment / Improve Availability to Service or Benefit

Expected Completion Date:

7/31/2006

National Objective Codes:

LMC

Project Primary Purpose:

- ☐ Help the Homeless
- ☐ Help Persons with HIV/AIDS
- ☐ Help Persons with Disabilities
- ☐ Address Public Housing Needs

Specific Objectives

1. Improve the services for low/mod income persons
2.
3.

Project-level Accomplishments

01 People	Proposed	200		Accompl. Type:	Proposed	
	Underway				Underway	
	Complete				Complete	
Accompl. Type:	Proposed			Accompl. Type:	Proposed	
	Underway				Underway	
	Complete				Complete	
Accompl. Type:	Proposed			Accompl. Type:	Proposed	
	Underway				Underway	
	Complete				Complete	

Proposed Outcome	Performance Measure	Actual Outcome
Improve Availability / Accessibility to Service-Benefit	Number of People Assisted	

05H Employment Training 570.201(e)	Matrix Codes
Matrix Codes	Matrix Codes
Matrix Codes	Matrix Codes

Program Year 1

CDBG	Proposed Amt.	$50,000		Fund Source:	Proposed Amt.	
	Actual Amount				Actual Amount	
Fund Source:	Proposed Amt.			Fund Source:	Proposed Amt.	
	Actual Amount				Actual Amount	
01 People	Proposed Units	200		Accompl. Type:	Proposed Units	
	Actual Units				Actual Units	
Accompl. Type:	Proposed Units			Accompl. Type:	Proposed Units	
	Actual Units				Actual Units	

CPMP Version 1.3

Grantee Name: **Rochester**

Project Name:	**United Way C.A.S.H. Initiative**		
Description:	**IDIS Project #:**	**UOG Code:**	NY365544 ROCHESTER

A community-wide collaboration approach to lift families in Monroe County above the poverty line through a major effort to increase utilization of the Earned Income Tax Credit. Free tax preparation and services to increase financial asset-building will be provided for low income workers, with the emphasis on groups known to underutilize these benefits.

Location:

City-Wide

Priority Need Category

Select one: Public Services

Explanation:

Improve Living Environment / Improve Availability to Service or Benefit

Expected Completion Date:

9/30/2006

National Objective Codes:

LMC

Project Primary Purpose:

- ☐ Help the Homeless
- ☐ Help Persons with HIV/AIDS
- ☐ Help Persons with Disabilities
- ☐ Address Public Housing Needs

Specific Objectives

1. Improve the services for low/mod income persons
2.
3.

Project-level Accomplishments

01 People	Proposed	6000		Accompl. Type:	Proposed	
	Underway				Underway	
	Complete				Complete	
Accompl. Type:	Proposed			Accompl. Type:	Proposed	
	Underway				Underway	
	Complete				Complete	
Accompl. Type:	Proposed			Accompl. Type:	Proposed	
	Underway				Underway	
	Complete				Complete	

Proposed Outcome	Performance Measure	Actual Outcome
Improve Availability / Accessibility to Service-Benefit	Number of People Assisted	

05 Public Services (General) 570.201(e)	Matrix Codes
Matrix Codes	Matrix Codes
Matrix Codes	Matrix Codes

Program Year 1

CDBG	Proposed Amt.	$20,000	Fund Source:	Proposed Amt.	
	Actual Amount			Actual Amount	
Fund Source:	Proposed Amt.		Fund Source:	Proposed Amt.	
	Actual Amount			Actual Amount	
01 People	Proposed Units	6000	Accompl. Type:	Proposed Units	
	Actual Units			Actual Units	
Accompl. Type:	Proposed Units		Accompl. Type:	Proposed Units	
	Actual Units			Actual Units	

Grantee Name: **Rochester**

CPMP Version 1.3

Project Name:	**Communi-Tech**				
Description:		**IDIS Project #:**		**UOG Code:**	NY365544 ROCHESTER

An on-line community help desk supporting various neighborhood computer centers operated by community based organizations, city recreation centers, etc. Uses a virtual wide-area Remote Diagnostic Network (RDN) to link community technical centers with professional-level technical support services, enabling technical problems/questions to be quickly and economically resolved. Will also deliver some computer skills curriculum over the network.

Location:

The Academy for Career Development, 1349 South Avenue 14620 -- City Wide

9/30/2006

National Objective Codes:

LMC

Priority Need Category

Select one: Public Services

Explanation:

Improve Living Environment / Improve Availability to Service or Benefit

Project Primary Purpose:

- ☐ Help the Homeless
- ☐ Help Persons with HIV/AIDS
- ☐ Help Persons with Disabilities
- ☐ Address Public Housing Needs

Specific Objectives

1. Improve the services for low/mod income persons
2.
3.

Project-level Accomplishments

01 People	**Proposed**	600		Accompl. Type:	**Proposed**	
	Underway				**Underway**	
	Complete				**Complete**	
Accompl. Type:	**Proposed**			Accompl. Type:	**Proposed**	
	Underway				**Underway**	
	Complete				**Complete**	
Accompl. Type:	**Proposed**			Accompl. Type:	**Proposed**	
	Underway				**Underway**	
	Complete				**Complete**	

Proposed Outcome	Performance Measure	Actual Outcome
Improve Availability / Accessibility to Service-Benefit	Number of People Assisted	

05 Public Services (General) 570.201(e)	Matrix Codes
Matrix Codes	Matrix Codes
Matrix Codes	Matrix Codes

Program Year 1

CDBG	**Proposed Amt.**	$100,000		Fund Source:	**Proposed Amt.**	
	Actual Amount				**Actual Amount**	
Other	**Proposed Amt.**			Fund Source:	**Proposed Amt.**	
	Actual Amount				**Actual Amount**	
01 People	**Proposed Units**	600		Accompl. Type:	**Proposed Units**	
	Actual Units				**Actual Units**	
Accompl. Type:	**Proposed Units**			Accompl. Type:	**Proposed Units**	
	Actual Units				**Actual Units**	

Grantee Name: **Rochester**

CPMP Version 1.3

Project Name:	**DuBois Urban Youth Training Program**				
Description:		**IDIS Project #:**		**UOG Code:**	NY365544 ROCHESTER

Will provide lesson-based, career-oriented workshops that prepare youth for the employment market by offering an employer-tailored curriculum. The workshops will address resume writing, interviewing techniques, networking, effective communication and entrepreneurship. They will also focus on the job market, economic development, credit counseling, civics, conflict resolution, cultural diversity in the workplace, and social development. The program will offer academic support through one-on-one tutoring services and academic remediation. Other sessions will cover money

Location:

778 S. Plymouth 14608
Southwest, Sector 4

Expected Completion Date:

9/30/2006

National Objective Codes:

LMC

Priority Need Category

Select one: Public Services

Explanation:

Improve Living Environment / Improve Availability to Service or Benefit

Project Primary Purpose:

- ☐ Help the Homeless
- ☐ Help Persons with HIV/AIDS
- ☐ Help Persons with Disabilities
- ☐ Address Public Housing Needs

Specific Objectives

1. Improve the services for low/mod income persons
2.
3.

Project-level Accomplishments

01 People	Proposed	26		Accompl. Type:	Proposed	
	Underway				Underway	
	Complete				Complete	
Accompl. Type:	Proposed			Accompl. Type:	Proposed	
	Underway				Underway	
	Complete				Complete	
Accompl. Type:	Proposed			Accompl. Type:	Proposed	
	Underway				Underway	
	Complete				Complete	

Proposed Outcome	Performance Measure	Actual Outcome
Improve Availability / Accessibility to Service-Benefit	Number of People Assisted	

05D Youth Services 570.201(e) | Matrix Codes

Matrix Codes | Matrix Codes

Matrix Codes | Matrix Codes

Program Year 1

CDBG	Proposed Amt.	$40,000	Fund Source:	Proposed Amt.	
	Actual Amount			Actual Amount	
Fund Source:	Proposed Amt.		Fund Source:	Proposed Amt.	
	Actual Amount			Actual Amount	
01 People	Proposed Units	26	Accompl. Type:	Proposed Units	
	Actual Units			Actual Units	
Accompl. Type:	Proposed Units		Accompl. Type:	Proposed Units	
	Actual Units			Actual Units	

CPMP Version 1.3

Grantee Name: **Rochester**

Project Name:	**KidTech**		
Description:	**IDIS Project #:**	**UOG Code:**	NY365544 ROCHESTER

The program is designed to increase the access to and knowledge of the practical applications of personal computer and Internet technology by low income families, in particular by youth. The program provides the opportunity to receive hands-on instruction in the use of personal computers, training in the practical use of the Internet and an opportunity to receive a refurbished personal computer for their home at no cost.

Location:

The Academy for Career Development, 1349 South Ave, Rochester, NY 14620

Expected Completion Date:

8/31/2006

National Objective Codes:

LMC

Priority Need Category

Select one: Public Services

Explanation:

Improve Living Environment / Improve Availability to Service or Benefit

Project Primary Purpose:

- ☐ Help the Homeless
- ☐ Help Persons with HIV/AIDS
- ☐ Help Persons with Disabilities
- ☐ Address Public Housing Needs

Specific Objectives

1. Improve the services for low/mod income persons
2.
3.

Project-level Accomplishments

01 People	Proposed	360		Accompl. Type:	Proposed	
	Underway				Underway	
	Complete				Complete	
Accompl. Type:	Proposed			Accompl. Type:	Proposed	
	Underway				Underway	
	Complete				Complete	
Accompl. Type:	Proposed			Accompl. Type:	Proposed	
	Underway				Underway	
	Complete				Complete	

Proposed Outcome	Performance Measure	Actual Outcome
Improve Availability / Accessibility to Service-Benefit	Number of People Assisted	

05D Youth Services 570.201(e)	Matrix Codes
Matrix Codes	Matrix Codes
Matrix Codes	Matrix Codes

Program Year 1

CDBG	Proposed Amt.	$49,000	Fund Source:	Proposed Amt.	
	Actual Amount			Actual Amount	
Fund Source:	Proposed Amt.		Fund Source:	Proposed Amt.	
	Actual Amount			Actual Amount	
01 People	Proposed Units	360	Accompl. Type:	Proposed Units	
	Actual Units			Actual Units	
Accompl. Type:	Proposed Units		Accompl. Type:	Proposed Units	
	Actual Units			Actual Units	

CPMP Version 1.3

Grantee Name: **Rochester**

Project Name:	**Emergency/Transitional Funding**				
Description:		**IDIS Project #:**		**UOG Code:**	NY365544 ROCHESTER

These funds will be used for human services organizations' emergency situations and to provide "bridge" funding for programs that otherwise would experience a lapse in service from the ending of one funding cycle until the beginning of another.

Location:

City-wide

Expected Completion Date:

6/30/2006

National Objective Codes:

Not Applicable

Priority Need Category

Select one: Public Services

Explanation:

Improve Living Environment / Improve Availability to Service or Benefit

Project Primary Purpose:

- ☐ Help the Homeless
- ☐ Help Persons with HIV/AIDS
- ☐ Help Persons with Disabilities
- ☐ Address Public Housing Needs

Specific Objectives

1. Improve the services for low/mod income persons
2.
3.

Project-level Accomplishments

Accompl. Type:	**Proposed**			Accompl. Type:	**Proposed**		
	Underway				**Underway**		
	Complete				**Complete**		
Accompl. Type:	**Proposed**			Accompl. Type:	**Proposed**		
	Underway				**Underway**		
	Complete				**Complete**		
Accompl. Type:	**Proposed**			Accompl. Type:	**Proposed**		
	Underway				**Underway**		
	Complete				**Complete**		

Proposed Outcome	Performance Measure	Actual Outcome

05 Public Services (General) 570.201(e)	Matrix Codes
Matrix Codes	Matrix Codes
Matrix Codes	Matrix Codes

Program Year 1

CDBG	**Proposed Amt.**	$40,000	Fund Source:	**Proposed Amt.**	
	Actual Amount			**Actual Amount**	
Fund Source:	**Proposed Amt.**		Fund Source:	**Proposed Amt.**	
	Actual Amount			**Actual Amount**	
Accompl. Type:	**Proposed Units**		Accompl. Type:	**Proposed Units**	
	Actual Units			**Actual Units**	
Accompl. Type:	**Proposed Units**		Accompl. Type:	**Proposed Units**	
	Actual Units			**Actual Units**	

CPMP Version 1.3

Grantee Name: **Rochester**

Project Name:	**ESG- Alternatives for Battered Women**		
Description:	**IDIS Project #:**	**UOG Code:**	NY365544 ROCHESTER

Assists women (with or without dependent children) in crisis situations who are victims of domestic violence to make the transition to self-sufficiency and end violence in their lives, providing temporary emergency shelter, food and/or support services.

Location:

City-wide

6/30/2006

National Objective Codes:

Not Applicable

Priority Need Category

Select one: Homeless/HIV/AIDS

Explanation:

Improve Living Environment / Improve Availability - Accessibility to Service or Benefit

Project Primary Purpose:

- [x] Help the Homeless
- [ ] Help Persons with HIV/AIDS
- [ ] Help Persons with Disabilities
- [ ] Address Public Housing Needs

Specific Objectives

1. Increase range of housing options & related services for persons w/ special needs
2.
3.

Project-level Accomplishments

01 People	Proposed	781		Accompl. Type:	Proposed	
	Underway				Underway	
	Complete				Complete	
Accompl. Type:	Proposed			Accompl. Type:	Proposed	
	Underway				Underway	
	Complete				Complete	
Accompl. Type:	Proposed			Accompl. Type:	Proposed	
	Underway				Underway	
	Complete				Complete	

Proposed Outcome	Performance Measure	Actual Outcome
Improve Availability / Accessibility to Service-Benefit	Number of homeless persons stabilized.	

03T Operating Costs of Homeless/AIDS Patients Programs	Matrix Codes
Matrix Codes	Matrix Codes
Matrix Codes	Matrix Codes

Program Year 1

ESG	Proposed Amt.	$22,360	Fund Source:	Proposed Amt.	
	Actual Amount			Actual Amount	
Other	Proposed Amt.	$22,360	Fund Source:	Proposed Amt.	
	Actual Amount			Actual Amount	
01 People	Proposed Units	781	Accompl. Type:	Proposed Units	
	Actual Units			Actual Units	
Accompl. Type:	Proposed Units		Accompl. Type:	Proposed Units	
	Actual Units			Actual Units	

CPMP Version 1.3

Grantee Name: **Rochester**

Project Name:	**ESG- Baden Street Settlement**		
Description:	**IDIS Project #:**	**UOG Code:**	NY365544 ROCHESTER

Provides short-term subsidies to defray rent/mortgage arrearage for families who have received an eviction notice or mortgage foreclosure warning, and utility arrearage, in order to stabilize families in their homes.

Location:

152 Baden St. 14605

Expected Completion Date:

6/30/2006

National Objective Codes:

Not Applicable

Priority Need Category

Select one: Homeless/HIV/AIDS

Explanation:

Improve Living Environment / Improve Availability - Accessibility to Service or Benefit

Project Primary Purpose:

- ☐ Help the Homeless
- ☐ Help Persons with HIV/AIDS
- ☐ Help Persons with Disabilities
- ☐ Address Public Housing Needs

Specific Objectives

1. Increase range of housing options & related services for persons w/ special needs
2.
3.

Project-level Accomplishments

01 People	Proposed	120		Accompl. Type:	Proposed	
	Underway				Underway	
	Complete				Complete	
Accompl. Type:	Proposed			Accompl. Type:	Proposed	
	Underway				Underway	
	Complete				Complete	
Accompl. Type:	Proposed			Accompl. Type:	Proposed	
	Underway				Underway	
	Complete				Complete	

Proposed Outcome	Performance Measure	Actual Outcome
Improve Availability / Accessibility to Service-Benefit	Number of homeless persons stabilized.	

05Q Subsistence Payments 570.204	Matrix Codes
Matrix Codes	Matrix Codes
Matrix Codes	Matrix Codes

Program Year 1

ESG	Proposed Amt.	$9,720		Fund Source:	Proposed Amt.	
	Actual Amount				Actual Amount	
Other	Proposed Amt.	$9,720		Fund Source:	Proposed Amt.	
	Actual Amount				Actual Amount	
01 People	Proposed Units	120		Accompl. Type:	Proposed Units	
	Actual Units				Actual Units	
Accompl. Type:	Proposed Units			Accompl. Type:	Proposed Units	
	Actual Units				Actual Units	

Grantee Name: **Rochester**

CPMP Version 1.3

Project Name:	**ESG- Blessed Sacrament Church**		
Description:	**IDIS Project #:**	**UOG Code:**	NY365544 ROCHESTER

Provides supper to the homeless five evenings per week (Monday-Friday), distribution of food baskets and clothing, and eye exams.

Location:

259 Rutgers St. 14607

Expected Completion Date:

6/30/2006

National Objective Codes:

Not Applicable

Priority Need Category

Select one: Homeless/HIV/AIDS

Explanation:

Improve Living Environment / Improve Availability - Accessibility to Service or Benefit

Project Primary Purpose:

- [x] Help the Homeless
- [ ] Help Persons with HIV/AIDS
- [ ] Help Persons with Disabilities
- [ ] Address Public Housing Needs

Specific Objectives

1. Increase range of housing options & related services for persons w/ special needs
2.
3.

Project-level Accomplishments

01 People	Proposed	900		Accompl. Type:	Proposed	
	Underway				Underway	
	Complete				Complete	
Accompl. Type:	Proposed			Accompl. Type:	Proposed	
	Underway				Underway	
	Complete				Complete	
Accompl. Type:	Proposed			Accompl. Type:	Proposed	
	Underway				Underway	
	Complete				Complete	

Proposed Outcome	Performance Measure	Actual Outcome
Improve Availability / Accessibility to Service-Benefit	Number of homeless persons stabilized.	

05Q Subsistence Payments 570.204	Matrix Codes
Matrix Codes	Matrix Codes
Matrix Codes	Matrix Codes

Program Year 1

ESG	Proposed Amt.	$12,340	Fund Source:	Proposed Amt.	
	Actual Amount			Actual Amount	
Other	Proposed Amt.	$12,340	Fund Source:	Proposed Amt.	
	Actual Amount			Actual Amount	
01 People	Proposed Units	900	Accompl. Type:	Proposed Units	
	Actual Units			Actual Units	
Accompl. Type:	Proposed Units		Accompl. Type:	Proposed Units	
	Actual Units			Actual Units	

CPMP Version 1.3

Grantee Name: **Rochester**

Project Name:	**ESG- Cameron Community Ministries**
Description:	**IDIS Project #:**	**UOG Code:** NY365544 ROCHESTER

Hot lunch program. Program also refers individuals to auxiliary services such as clothing, food stamps, youth groups, tutoring and medical care.

Location:

48 Cameron St. 14606

Expected Completion Date:

6/30/2006

National Objective Codes:

Not Applicable

Priority Need Category

Select one: Homeless/HIV/AIDS

Explanation:

Improve Living Environment / Improve Availability - Accessibility to Service or Benefit

Project Primary Purpose:

- [x] Help the Homeless
- [ ] Help Persons with HIV/AIDS
- [ ] Help Persons with Disabilities
- [ ] Address Public Housing Needs

Specific Objectives

1. Increase range of housing options & related services for persons w/ special needs
2.
3.

Project-level Accomplishments

01 People	Proposed	2600		Accompl. Type:	Proposed	
	Underway				Underway	
	Complete				Complete	
Accompl. Type:	Proposed			Accompl. Type:	Proposed	
	Underway				Underway	
	Complete				Complete	
Accompl. Type:	Proposed			Accompl. Type:	Proposed	
	Underway				Underway	
	Complete				Complete	

Proposed Outcome	Performance Measure	Actual Outcome
Improve Availability / Accessibility to Service-Benefit	Number of homeless persons stabilized.	

03T Operating Costs of Homeless/AIDS Patients Programs | Matrix Codes

Matrix Codes | Matrix Codes

Matrix Codes | Matrix Codes

Program Year 1

ESG	Proposed Amt.	$5,345		Fund Source:	Proposed Amt.	
	Actual Amount				Actual Amount	
Other	Proposed Amt.	$5,345		Fund Source:	Proposed Amt.	
	Actual Amount				Actual Amount	
01 People	Proposed Units	2600		Accompl. Type:	Proposed Units	
	Actual Units				Actual Units	
Accompl. Type:	Proposed Units			Accompl. Type:	Proposed Units	
	Actual Units				Actual Units	

CPMP Version 1.3

Grantee Name: **Rochester**

Project Name:	**ESG- C McAuley Housing - Families First**		
Description:	**IDIS Project #:**	**UOG Code:**	NY365544 ROCHESTER

Provides transitional housing (adult supervised) for minor parents and their babies. Also provided are parenting classes, child development instruction, and case management.

Location:
198 Oriole St. 14613

Expected Completion Date:
6/30/2006

National Objective Codes:
Not Applicable

Priority Need Category

Select one: Homeless/HIV/AIDS

Explanation:
Improve Living Environment / Improve Availability - Accessibility to Service or Benefit

Project Primary Purpose:

- [x] Help the Homeless
- [ ] Help Persons with HIV/AIDS
- [ ] Help Persons with Disabilities
- [ ] Address Public Housing Needs

Specific Objectives

1. Increase range of housing options & related services for persons w/ special needs
2.
3.

Project-level Accomplishments

01 People	Proposed	21		Accompl. Type:	Proposed	
	Underway				Underway	
	Complete				Complete	
Accompl. Type:	Proposed			Accompl. Type:	Proposed	
	Underway				Underway	
	Complete				Complete	
Accompl. Type:	Proposed			Accompl. Type:	Proposed	
	Underway				Underway	
	Complete				Complete	

Proposed Outcome	Performance Measure	Actual Outcome
Improve Availability / Accessibility to Service-Benefit	Number of homeless persons stabilized.	

05 Public Services (General) 570.201(e)	Matrix Codes
Matrix Codes	Matrix Codes
Matrix Codes	Matrix Codes

Program Year 1

ESG	Proposed Amt.	$13,610	Fund Source:	Proposed Amt.	
	Actual Amount			Actual Amount	
Other	Proposed Amt.	$13,610	Fund Source:	Proposed Amt.	
	Actual Amount			Actual Amount	
01 People	Proposed Units	21	Accompl. Type:	Proposed Units	
	Actual Units			Actual Units	
Accompl. Type:	Proposed Units		Accompl. Type:	Proposed Units	
	Actual Units			Actual Units	

CPMP Version 1.3

Grantee Name: **Rochester**

Project Name:	**ESG- C McAuley Housing - Melita House**		
Description:	**IDIS Project #:**	**UOG Code:**	NY365544 ROCHESTER

Provides shelter beds and social services to homeless single pregnant girls aged 13-30. It provides employment referrals and assistance, counseling, meals and assistance in obtaining proper prenatal care. Specific in-house programs include hands-on parenting education and independent living skills such as budgeting, nutrition, childbirth preparation and infant care. The project also acts an advocate and liaison with human services agencies, church and social action groups, and legal, social and health services.

198 Oriole St. 14613

Priority Need Category

Select one: Homeless/HIV/AIDS

Explanation:

Improve Living Environment / Improve Availability - Accessibility to Service or Benefit

Expected Completion Date: 6/30/2006

National Objective Codes: Not Applicable

Project Primary Purpose:

- [x] Help the Homeless
- [ ] Help Persons with HIV/AIDS
- [ ] Help Persons with Disabilities
- [ ] Address Public Housing Needs

Specific Objectives

1. Improve the services for low/mod income persons
2.
3.

Project-level Accomplishments

01 People	Proposed	232		Accompl. Type:	Proposed	
	Underway				Underway	
	Complete				Complete	
Accompl. Type:	Proposed			Accompl. Type:	Proposed	
	Underway				Underway	
	Complete				Complete	
Accompl. Type:	Proposed			Accompl. Type:	Proposed	
	Underway				Underway	
	Complete				Complete	

Proposed Outcome	Performance Measure	Actual Outcome
Improve Availability / Accessibility to Service-Benefit	Number of homeless persons stabilized.	

03T Operating Costs of Homeless/AIDS Patients Programs — Matrix Codes

Matrix Codes — Matrix Codes

Matrix Codes — Matrix Codes

Program Year 1

ESG	Proposed Amt.	$12,635	Fund Source:	Proposed Amt.	
	Actual Amount			Actual Amount	
Other	Proposed Amt.	$12,635	Fund Source:	Proposed Amt.	
	Actual Amount			Actual Amount	
01 People	Proposed Units	232	Accompl. Type:	Proposed Units	
	Actual Units			Actual Units	
Accompl. Type:	Proposed Units		Accompl. Type:	Proposed Units	
	Actual Units			Actual Units	

CPMP Version 1.3

Grantee Name: **Rochester**

Project Name:	**ESG- Catholic Charities**		
Description:	**IDIS Project #:**	**UOG Code:**	NY365544 ROCHESTER

Delivers multiple services to persons with HIV/AIDS and persons with developmental disabilities. Provides grant assistance for security deposits, rental and/or utility arrearage.

Location:

1945 E. Ridge Rd, Suite 24, 14622

Expected Completion Date:

6/30/2006

National Objective Codes:

Not Applicable

Priority Need Category

Select one: Homeless/HIV/AIDS

Explanation:

Improve Living Environment / Improve Availability - Accessibility to Service or Benefit

Project Primary Purpose:

- [ ] Help the Homeless
- [x] Help Persons with HIV/AIDS
- [x] Help Persons with Disabilities
- [ ] Address Public Housing Needs

Specific Objectives

1. Increase range of housing options & related services for persons w/ special needs
2.
3.

Project-level Accomplishments

01 People	Proposed	60		Accompl. Type:	Proposed	
	Underway				Underway	
	Complete				Complete	
Accompl. Type:	Proposed			Accompl. Type:	Proposed	
	Underway				Underway	
	Complete				Complete	
Accompl. Type:	Proposed			Accompl. Type:	Proposed	
	Underway				Underway	
	Complete				Complete	

Proposed Outcome	Performance Measure	Actual Outcome
Improve Availability / Accessibility to Service-Benefit	Number of homeless persons stabilized.	

05Q Subsistence Payments 570.204	Matrix Codes
Matrix Codes	Matrix Codes
Matrix Codes	Matrix Codes

Program Year 1

ESG	Proposed Amt.	$12,150	Fund Source:	Proposed Amt.	
	Actual Amount			Actual Amount	
Other	Proposed Amt.	$12,150	Fund Source:	Proposed Amt.	
	Actual Amount			Actual Amount	
01 People	Proposed Units	60	Accompl. Type:	Proposed Units	
	Actual Units			Actual Units	
Accompl. Type:	Proposed Units		Accompl. Type:	Proposed Units	
	Actual Units			Actual Units	

Grantee Name: **Rochester**

CPMP Version 1.3

Project Name:	**ESG- Catholic Family Center - Emergency Services**		
Description:	**IDIS Project #:**	**UOG Code:**	NY365544 ROCHESTER

The Community Resource Services Program will provide case management to prevent homelessness. Grant assistance will be used for security deposits, rental and/or utility arrearage.

Location:

218 Clifford Ave. 14621

Expected Completion Date:

6/30/2006

National Objective Codes:

Not Applicable

Priority Need Category

Select one: Homeless/HIV/AIDS

Explanation:

Improve Living Environment / Improve Availability - Accessibility to Service or Benefit

Project Primary Purpose:

- [x] Help the Homeless
- [ ] Help Persons with HIV/AIDS
- [ ] Help Persons with Disabilities
- [ ] Address Public Housing Needs

Specific Objectives

1. Increase range of housing options & related services for persons w/ special needs
2. Increase the number of homeless persons moving into permanent housing
3.

Project-level Accomplishments

01 People	Proposed	75		Accompl. Type:	Proposed	
	Underway				Underway	
	Complete				Complete	
Accompl. Type:	Proposed			Accompl. Type:	Proposed	
	Underway				Underway	
	Complete				Complete	
Accompl. Type:	Proposed			Accompl. Type:	Proposed	
	Underway				Underway	
	Complete				Complete	

Proposed Outcome	Performance Measure	Actual Outcome
Improve Availability / Accessibility to Service-Benefit	Number of homeless persons stabilized.	

05Q Subsistence Payments 570.204	Matrix Codes
Matrix Codes	Matrix Codes
Matrix Codes	Matrix Codes

Program Year 1

ESG	Proposed Amt.	$12,150	Fund Source:	Proposed Amt.	
	Actual Amount			Actual Amount	
Other	Proposed Amt.	$12,150	Fund Source:	Proposed Amt.	
	Actual Amount			Actual Amount	
01 People	Proposed Units	75	Accompl. Type:	Proposed Units	
	Actual Units			Actual Units	
Accompl. Type:	Proposed Units		Accompl. Type:	Proposed Units	
	Actual Units			Actual Units	

Grantee Name: **Rochester**

CPMP Version 1.3

Project Name:	**ESG- Catholic Family Center- Francis Center**		
Description:	**IDIS Project #:**	**UOG Code:**	NY365544 ROCHESTER

Will provide shelter beds, meals and support services to homeless men. (Additional Funding, $2,101, from prior years)

Location:
547 Joseph Ave. 14604

Expected Completion Date:
6/30/2006

National Objective Codes:
Not Applicable

Priority Need Category

Select one: Homeless/HIV/AIDS

Explanation:
Improve Living Environment / Improve Availability - Accessibility to Service or Benefit

Project Primary Purpose:

- [x] Help the Homeless
- [ ] Help Persons with HIV/AIDS
- [ ] Help Persons with Disabilities
- [ ] Address Public Housing Needs

Specific Objectives

1. Increase range of housing options & related services for persons w/ special needs
2.
3.

Project-level Accomplishments

01 People	**Proposed**	771		Accompl. Type:	**Proposed**	
	Underway				**Underway**	
	Complete				**Complete**	
Accompl. Type:	**Proposed**			Accompl. Type:	**Proposed**	
	Underway				**Underway**	
	Complete				**Complete**	
Accompl. Type:	**Proposed**			Accompl. Type:	**Proposed**	
	Underway				**Underway**	
	Complete				**Complete**	

Proposed Outcome	**Performance Measure**	**Actual Outcome**
Improve Availability / Accessibility to Service-Benefit	Number of homeless persons stabilized.	

03T Operating Costs of Homeless/AIDS Patients Programs	Matrix Codes
Matrix Codes	Matrix Codes
Matrix Codes	Matrix Codes

Program Year 1

ESG	**Proposed Amt.**	$15,395		Fund Source:	**Proposed Amt.**	
	Actual Amount				**Actual Amount**	
Other	**Proposed Amt.**	$15,395		Fund Source:	**Proposed Amt.**	
	Actual Amount				**Actual Amount**	
01 People	**Proposed Units**	771		Accompl. Type:	**Proposed Units**	
	Actual Units				**Actual Units**	
Accompl. Type:	**Proposed Units**			Accompl. Type:	**Proposed Units**	
	Actual Units				**Actual Units**	

CPMP Version 1.3

Grantee Name: **Rochester**

Project Name:	**ESG- Catholic Family Center- Sanctuary House**		
Description:	**IDIS Project #:**	**UOG Code:**	NY365544 ROCHESTER

Provides shelter, meals, and case management services for women and women with children - serves teen moms and unaccompanied teens.

Location:

City-wide

Expected Completion Date:

6/30/2006

National Objective Codes:

Not Applicable

Priority Need Category

Select one: Homeless/HIV/AIDS

Explanation:

Improve Living Environment / Improve Availability - Accessibility to Service or Benefit

Project Primary Purpose:

- [x] Help the Homeless
- [ ] Help Persons with HIV/AIDS
- [ ] Help Persons with Disabilities
- [ ] Address Public Housing Needs

Specific Objectives

1. Increase range of housing options & related services for persons w/ special needs
2.
3.

Project-level Accomplishments

01 People	Proposed	600		Accompl. Type:	Proposed	
	Underway				Underway	
	Complete				Complete	
Accompl. Type:	Proposed			Accompl. Type:	Proposed	
	Underway				Underway	
	Complete				Complete	
Accompl. Type:	Proposed			Accompl. Type:	Proposed	
	Underway				Underway	
	Complete				Complete	

Proposed Outcome	Performance Measure	Actual Outcome
Improve Availability / Accessibility to Service-Benefit	Number of homeless persons stabilized.	

03T Operating Costs of Homeless/AIDS Patients Programs	Matrix Codes
Matrix Codes	Matrix Codes
Matrix Codes	Matrix Codes

Program Year 1

ESG	Proposed Amt.	$9,720	Fund Source:	Proposed Amt.	
	Actual Amount			Actual Amount	
Other	Proposed Amt.	$9,720	Fund Source:	Proposed Amt.	
	Actual Amount			Actual Amount	
01 People	Proposed Units	600	Accompl. Type:	Proposed Units	
	Actual Units			Actual Units	
Accompl. Type:	Proposed Units		Accompl. Type:	Proposed Units	
	Actual Units			Actual Units	

Grantee Name: **Rochester**

CPMP Version 1.3

Project Name:	**ESG- Catholic Family Center- Women's Place**		
Description:	**IDIS Project #:**	**UOG Code:**	NY365544 ROCHESTER

Provides shelter beds, meals and support services to homeless women and their children. Will also accommodate teens and teen moms.

Location:

City-wide

Expected Completion Date:

6/30/2006

National Objective Codes:

Not Applicable

Priority Need Category

Select one: Homeless/HIV/AIDS

Explanation:

Improve Living Environment / Improve Availability - Accessibility to Service or Benefit

Project Primary Purpose:

- [x] Help the Homeless
- [ ] Help Persons with HIV/AIDS
- [ ] Help Persons with Disabilities
- [ ] Address Public Housing Needs

Specific Objectives

1. Increase range of housing options & related services for persons w/ special needs
2.
3.

Project-level Accomplishments

01 People	Proposed	1075		Accompl. Type:	Proposed		
	Underway				Underway		
	Complete				Complete		
Accompl. Type:	Proposed			Accompl. Type:	Proposed		
	Underway				Underway		
	Complete				Complete		
Accompl. Type:	Proposed			Accompl. Type:	Proposed		
	Underway				Underway		
	Complete				Complete		

Proposed Outcome	Performance Measure	Actual Outcome
Improve Availability / Accessibility to Service-Benefit	Number of homeless persons stabilized.	

03T Operating Costs of Homeless/AIDS Patients Programs	Matrix Codes
Matrix Codes	Matrix Codes
Matrix Codes	Matrix Codes

Program Year 1

ESG	Proposed Amt.	$29,160		Fund Source:	Proposed Amt.		
	Actual Amount				Actual Amount		
Other	Proposed Amt.	$29,160		Fund Source:	Proposed Amt.		
	Actual Amount				Actual Amount		
01 People	Proposed Units	1075		Accompl. Type:	Proposed Units		
	Actual Units				Actual Units		
Accompl. Type:	Proposed Units			Accompl. Type:	Proposed Units		
	Actual Units				Actual Units		

CPMP Version 1.3

Grantee Name: **Rochester**

Project Name:	**ESG- Center for Youth Services- Center House**		
Description:	**IDIS Project #:**	**UOG Code:**	NY365544 ROCHESTER

Provides emergency shelter for homeless and runaway youth. Also provided are counseling/case management, prevention education, meals, transportation, clothing, life skills training and academic support.

Location:

905 Monroe Ave., 14620

Expected Completion Date:

6/30/2006

National Objective Codes:

Not Applicable

Priority Need Category

Select one: Homeless/HIV/AIDS

Explanation:

Improve Living Environment / Improve Availability - Accessibility to Service or Benefit

Project Primary Purpose:

- [x] Help the Homeless
- [ ] Help Persons with HIV/AIDS
- [ ] Help Persons with Disabilities
- [ ] Address Public Housing Needs

Specific Objectives

1. Increase range of housing options & related services for persons w/ special needs
2.
3.

Project-level Accomplishments

01 People	Proposed	200		Accompl. Type:	Proposed	
	Underway				Underway	
	Complete				Complete	
Accompl. Type:	Proposed			Accompl. Type:	Proposed	
	Underway				Underway	
	Complete				Complete	
Accompl. Type:	Proposed			Accompl. Type:	Proposed	
	Underway				Underway	
	Complete				Complete	

Proposed Outcome	Performance Measure	Actual Outcome
Improve Availability / Accessibility to Service-Benefit	Number of homeless persons stabilized.	

05 Public Services (General) 570.201(e)	Matrix Codes
Matrix Codes	Matrix Codes
Matrix Codes	Matrix Codes

Program Year 1

ESG	Proposed Amt.	$15,555		Fund Source:	Proposed Amt.	
	Actual Amount				Actual Amount	
Other	Proposed Amt.	$15,555		Fund Source:	Proposed Amt.	
	Actual Amount				Actual Amount	
01 People	Proposed Units	200		Accompl. Type:	Proposed Units	
	Actual Units				Actual Units	
Accompl. Type:	Proposed Units			Accompl. Type:	Proposed Units	
	Actual Units				Actual Units	

CPMP Version 1.3

Grantee Name: **Rochester**

Project Name:	**ESG- Center for Youth Services - Transitional Housing**		
Description:	**IDIS Project #:**	**UOG Code:**	NY365544 ROCHESTER

The Contractor will provide stable, safe living accommodations and support services necessary to develop skills and relationships to be self-sufficient and to live independently to runaway and homeless youth.

Location:
905 Monroe Ave. 14620

Expected Completion Date:
6/30/2006

National Objective Codes:
Not Applicable

Priority Need Category

Select one: Homeless/HIV/AIDS

Explanation:
Improve Living Environment / Improve Availability - Accessibility to Service or Benefit

Project Primary Purpose:
- [x] Help the Homeless
- [ ] Help Persons with HIV/AIDS
- [ ] Help Persons with Disabilities
- [ ] Address Public Housing Needs

Specific Objectives
1. Increase range of housing options & related services for persons w/ special needs
2.
3.

Project-level Accomplishments

01 People	Proposed	60		Accompl. Type:	Proposed	
	Underway				Underway	
	Complete				Complete	
Accompl. Type:	Proposed			Accompl. Type:	Proposed	
	Underway				Underway	
	Complete				Complete	
Accompl. Type:	Proposed			Accompl. Type:	Proposed	
	Underway				Underway	
	Complete				Complete	

Proposed Outcome	Performance Measure	Actual Outcome
Improve Availability / Accessibility to Service-Benefit	Number of homeless persons stabilized.	

05Q Subsistence Payments 570.204	Matrix Codes
Matrix Codes	Matrix Codes
Matrix Codes	Matrix Codes

Program Year 1

ESG	Proposed Amt.	$5,835		Fund Source:	Proposed Amt.	
	Actual Amount				Actual Amount	
Other	Proposed Amt.	$5,835		Fund Source:	Proposed Amt.	
	Actual Amount				Actual Amount	
01 People	Proposed Units	60		Accompl. Type:	Proposed Units	
	Actual Units				Actual Units	
Accompl. Type:	Proposed Units			Accompl. Type:	Proposed Units	
	Actual Units				Actual Units	

Grantee Name: **Rochester**

CPMP Version 1.3

Project Name:	**ESG- Cephas Attica -Hunter House**		
Description:	**IDIS Project #:**	**UOG Code:**	NY365544 ROCHESTER

Provides transitional housing for up to 6 months for adult males released on parole from correctional facilities who are Monroe County residents. Participants are provided with intensive support services to help make the transition back to society.

Location:

102 N. Union St. 14607

Expected Completion Date:

6/30/2006

National Objective Codes:

Not Applicable

Priority Need Category

Select one: Homeless/HIV/AIDS

Explanation:

Improve Living Environment / Improve Availability - Accessibility to Service or Benefit

Project Primary Purpose:

- [x] Help the Homeless
- [ ] Help Persons with HIV/AIDS
- [ ] Help Persons with Disabilities
- [ ] Address Public Housing Needs

Specific Objectives

1. Increase range of housing options & related services for persons w/ special needs
2.
3.

Project-level Accomplishments

01 People	Proposed	62		Accompl. Type:	Proposed		
	Underway				Underway		
	Complete				Complete		
Accompl. Type:	Proposed			Accompl. Type:	Proposed		
	Underway				Underway		
	Complete				Complete		
Accompl. Type:	Proposed			Accompl. Type:	Proposed		
	Underway				Underway		
	Complete				Complete		

Proposed Outcome	Performance Measure	Actual Outcome
Improve Availability / Accessibility to Service-Benefit	Number of homeless persons stabilized.	

05 Public Services (General) 570.201(e)	Matrix Codes
Matrix Codes	Matrix Codes
Matrix Codes	Matrix Codes

Program Year 1

ESG	Proposed Amt.	$8,748	Fund Source:	Proposed Amt.	
	Actual Amount			Actual Amount	
Other	Proposed Amt.	$8,748	Fund Source:	Proposed Amt.	
	Actual Amount			Actual Amount	
01 People	Proposed Units	62	Accompl. Type:	Proposed Units	
	Actual Units			Actual Units	
Accompl. Type:	Proposed Units		Accompl. Type:	Proposed Units	
	Actual Units			Actual Units	

Grantee Name: **Rochester**

CPMP Version 1.3

Project Name:	**ESG- Community Place- PHANS**		
Description:	**IDIS Project #:**	**UOG Code:**	NY365544 ROCHESTER

Provides rent subsidies, mortgage assistance, and meal vouchers for homeless and at-risk homeless.

Location:

145 Parsells Ave. 14609

6/30/2006

National Objective Codes:

Not Applicable

Priority Need Category

Select one: Homeless/HIV/AIDS

Explanation:

Improve Living Environment / Improve Availability - Accessibility to Service or Benefit

Project Primary Purpose:

- ☐ Help the Homeless
- ☐ Help Persons with HIV/AIDS
- ☐ Help Persons with Disabilities
- ☐ Address Public Housing Needs

Specific Objectives

1. Increase range of housing options & related services for persons w/ special needs
2.
3.

Project-level Accomplishments

01 People	Proposed	68		Accompl. Type:	Proposed	
	Underway				Underway	
	Complete				Complete	
Accompl. Type:	Proposed			Accompl. Type:	Proposed	
	Underway				Underway	
	Complete				Complete	
Accompl. Type:	Proposed			Accompl. Type:	Proposed	
	Underway				Underway	
	Complete				Complete	

Proposed Outcome	Performance Measure	Actual Outcome
Improve Availability / Accessibility to Service-Benefit	Number of homeless persons stabilized.	

05Q Subsistence Payments 570.204	Matrix Codes
Matrix Codes	Matrix Codes
Matrix Codes	Matrix Codes

Program Year 1

ESG	Proposed Amt.	$11,665	Fund Source:	Proposed Amt.	
	Actual Amount			Actual Amount	
Other	Proposed Amt.	$11,665	Fund Source:	Proposed Amt.	
	Actual Amount			Actual Amount	
01 People	Proposed Units	68	Accompl. Type:	Proposed Units	
	Actual Units			Actual Units	
Accompl. Type:	Proposed Units		Accompl. Type:	Proposed Units	
	Actual Units			Actual Units	

CPMP Version 1.3

Grantee Name: **Rochester**

Project Name:	**ESG- Dimitri House**		
Description:	**IDIS Project #:**	**UOG Code:**	NY365544 ROCHESTER

Provides shelter beds for men. Auxiliary services include a message service, transportation to doctor's appointments, and use of office equipment to develop and send resumes. Serves as a drop-in center during daytime hours, providing Homelessness Prevention services including a food cupboard.

Location:

102 N. Union St. 14607

Expected Completion Date:

6/30/2006

National Objective Codes:

Not Applicable

Priority Need Category

Select one: Homeless/HIV/AIDS

Explanation:

Improve Living Environment / Improve Availability - Accessibility to Service or Benefit

Project Primary Purpose:

- [x] Help the Homeless
- [ ] Help Persons with HIV/AIDS
- [ ] Help Persons with Disabilities
- [ ] Address Public Housing Needs

Specific Objectives

1. Increase range of housing options & related services for persons w/ special needs
2.
3.

Project-level Accomplishments

01 People	Proposed	50		Accompl. Type:	Proposed	
	Underway				Underway	
	Complete				Complete	
01 People	Proposed	1300		Accompl. Type:	Proposed	
	Underway				Underway	
	Complete				Complete	
Accompl. Type:	Proposed			Accompl. Type:	Proposed	
	Underway				Underway	
	Complete				Complete	

Proposed Outcome	Performance Measure	Actual Outcome
Improve Availability / Accessibility to Service-Benefit	Number of homeless persons stabilized.	

03T Operating Costs of Homeless/AIDS Patients Programs	Matrix Codes
05Q Subsistence Payments 570.204	Matrix Codes
Matrix Codes	Matrix Codes

Program Year 1

ESG	Proposed Amt.	$17,500	Fund Source:	Proposed Amt.	
	Actual Amount			Actual Amount	
Other	Proposed Amt.	$17,500	Fund Source:	Proposed Amt.	
	Actual Amount			Actual Amount	
01 People	Proposed Units	1350	Accompl. Type:	Proposed Units	
	Actual Units			Actual Units	
Accompl. Type:	Proposed Units		Accompl. Type:	Proposed Units	
	Actual Units			Actual Units	

Grantee Name: **Rochester**

CPMP Version 1.3

Project Name:	**ESG Enriche House**		
Description:	**IDIS Project #:**	**UOG Code:**	NY365544 ROCHESTER

A residence for men who are addicted to alcohol and/or drugs and need safe affordable housing for recovery. Attendance at group meetings and classes is mandatory. Workshops will be held in: parenting; relapse prevention; budgeting; stress reduction; cooking; communication/interviewing skills. Residents will be assisted in obtaining medical insurance and in employment referrals.

Location:

Priority Need Category

Select one: Homeless/HIV/AIDS

Explanation:

Improve Living Environment / Improve Availability - Accessibility to Service or Benefit

Expected Completion Date:

6/30/2006

National Objective Codes:

Not Applicable

Project Primary Purpose:

- [x] Help the Homeless
- [ ] Help Persons with HIV/AIDS
- [ ] Help Persons with Disabilities
- [ ] Address Public Housing Needs

Specific Objectives

1. Increase range of housing options & related services for persons w/ special needs
2.
3.

Project-level Accomplishments

01 People	**Proposed**	7		Accompl. Type:	**Proposed**	
	Underway				**Underway**	
	Complete				**Complete**	
Accompl. Type:	**Proposed**			Accompl. Type:	**Proposed**	
	Underway				**Underway**	
	Complete				**Complete**	
Accompl. Type:	**Proposed**			Accompl. Type:	**Proposed**	
	Underway				**Underway**	
	Complete				**Complete**	

Proposed Outcome	Performance Measure	Actual Outcome

03T Operating Costs of Homeless/AIDS Patients Programs	Matrix Codes
Matrix Codes	Matrix Codes
Matrix Codes	Matrix Codes

Program Year 1

ESG	**Proposed Amt.**	$5,835		Fund Source:	**Proposed Amt.**	
	Actual Amount				**Actual Amount**	
Other	**Proposed Amt.**	$5,835		Fund Source:	**Proposed Amt.**	
	Actual Amount				**Actual Amount**	
01 People	**Proposed Units**	7		Accompl. Type:	**Proposed Units**	
	Actual Units				**Actual Units**	
Accompl. Type:	**Proposed Units**			Accompl. Type:	**Proposed Units**	
	Actual Units				**Actual Units**	

CPMP Version 1.3

Grantee Name: **Rochester**

Project Name:	**ESG- Grace Urban Ministries- Mary Magdalene Outreach**		
Description:	**IDIS Project #:**	**UOG Code:**	NY365544 ROCHESTER

Provides services to homeless women with HIV/AIDS, or those who are at risk of HIV/AIDS. Services include medical referrals, peer group counseling, education, housing placement, placement for drug/alcohol treatment, clothing referrals and shelter referrals. Will also provide more frequent contacts, home visits, and counseling partners of clients and children of clients.

Location:

858 Dewey Ave. 14613

Expected Completion Date:

6/30/2006

National Objective Codes:

Not Applicable

Priority Need Category

Select one: Homeless/HIV/AIDS

Explanation:

Improve Living Environment / Improve Availability - Accessibility to Service or Benefit

Project Primary Purpose:

- [x] Help the Homeless
- [ ] Help Persons with HIV/AIDS
- [ ] Help Persons with Disabilities
- [ ] Address Public Housing Needs

Specific Objectives

1. Increase range of housing options & related services for persons w/ special needs
2.
3.

Project-level Accomplishments

01 People	Proposed	700		Accompl. Type:	Proposed		
	Underway				Underway		
	Complete				Complete		
Accompl. Type:	Proposed			Accompl. Type:	Proposed		
	Underway				Underway		
	Complete				Complete		
Accompl. Type:	Proposed			Accompl. Type:	Proposed		
	Underway				Underway		
	Complete				Complete		

Proposed Outcome	Performance Measure	Actual Outcome
Improve Availability / Accessibility to Service-Benefit	Number of homeless persons stabilized.	

03T Operating Costs of Homeless/AIDS Patients Programs	Matrix Codes
Matrix Codes	Matrix Codes
Matrix Codes	Matrix Codes

Program Year 1

ESG	Proposed Amt.	$13,610		Fund Source:	Proposed Amt.	
	Actual Amount				Actual Amount	
Other	Proposed Amt.	$13,610		Fund Source:	Proposed Amt.	
	Actual Amount				Actual Amount	
01 People	Proposed Units	700		Accompl. Type:	Proposed Units	
	Actual Units				Actual Units	
Accompl. Type:	Proposed Units			Accompl. Type:	Proposed Units	
	Actual Units				Actual Units	

CPMP Version 1.3

Grantee Name: **Rochester**

Project Name:	**ESG- Hillside Children's Center**
Description:	**IDIS Project #:** **UOG Code:** NY365544 ROCHESTER

Transitional living program for youth utilizing subsidized apartments in scattered sites along with case management. Services include individual and family counseling, placement, planning and referrals and, when indicated, psychiatric and psychological services.

Location:
1337 E. Main St. 14609

Expected Completion Date:
6/30/2006

National Objective Codes:
Not Applicable

Priority Need Category

Select one: Homeless/HIV/AIDS

Explanation:
Improve Living Environment / Improve Availability - Accessibility to Service or Benefit

Project Primary Purpose:

- [x] Help the Homeless
- [ ] Help Persons with HIV/AIDS
- [ ] Help Persons with Disabilities
- [ ] Address Public Housing Needs

Specific Objectives

1. Increase range of housing options & related services for persons w/ special needs
2.
3.

Project-level Accomplishments

01 People	Proposed	25		Accompl. Type:	Proposed	
	Underway				Underway	
	Complete				Complete	
Accompl. Type:	Proposed			Accompl. Type:	Proposed	
	Underway				Underway	
	Complete				Complete	
Accompl. Type:	Proposed			Accompl. Type:	Proposed	
	Underway				Underway	
	Complete				Complete	

Proposed Outcome	Performance Measure	Actual Outcome
Improve Availability / Accessibility to Service-Benefit	Number of homeless persons stabilized.	

05Q Subsistence Payments 570.204	Matrix Codes
Matrix Codes	Matrix Codes
Matrix Codes	Matrix Codes

Program Year 1

ESG	Proposed Amt.	$6,805	Fund Source:	Proposed Amt.	
	Actual Amount			Actual Amount	
Other	Proposed Amt.	$6,805	Fund Source:	Proposed Amt.	
	Actual Amount			Actual Amount	
01 People	Proposed Units	25	Accompl. Type:	Proposed Units	
	Actual Units			Actual Units	
Accompl. Type:	Proposed Units		Accompl. Type:	Proposed Units	
	Actual Units			Actual Units	

CPMP Version 1.3

Grantee Name: **Rochester**

Project Name:	**ESG- Housing Council- Homelessness Prevention**
Description:	**IDIS Project #:**	**UOG Code:** NY365544 ROCHESTER

Immediate problem identification, budget and resource evaluation, and intervention for clients currently homeless, at-risk of becoming homeless and living in a shelter or in overcrowded conditions.

Location:

City-wide 183 E. Main St. 14604

Expected Completion Date:

6/30/2006

National Objective Codes:

Not Applicable

Priority Need Category

Select one: Homeless/HIV/AIDS

Explanation:

Improve Living Environment / Improve Availability - Accessibility to Service or Benefit

Project Primary Purpose:

- [x] Help the Homeless
- [ ] Help Persons with HIV/AIDS
- [ ] Help Persons with Disabilities
- [ ] Address Public Housing Needs

Specific Objectives

1. Increase range of housing options & related services for persons w/ special needs
2.
3.

Project-level Accomplishments

01 People	Proposed	20		Accompl. Type:	Proposed	
	Underway				Underway	
	Complete				Complete	
Accompl. Type:	Proposed			Accompl. Type:	Proposed	
	Underway				Underway	
	Complete				Complete	
Accompl. Type:	Proposed			Accompl. Type:	Proposed	
	Underway				Underway	
	Complete				Complete	

Proposed Outcome	Performance Measure	Actual Outcome
Improve Availability / Accessibility to Service-Benefit	Number of homeless persons stabilized.	

05Q Subsistence Payments 570.204	Matrix Codes
Matrix Codes	Matrix Codes
Matrix Codes	Matrix Codes

Program Year 1

ESG	Proposed Amt.	$6,805	Fund Source:	Proposed Amt.	
	Actual Amount			Actual Amount	
Other	Proposed Amt.	$6,805	Fund Source:	Proposed Amt.	
	Actual Amount			Actual Amount	
01 People	Proposed Units	20	Accompl. Type:	Proposed Units	
	Actual Units			Actual Units	
Accompl. Type:	Proposed Units		Accompl. Type:	Proposed Units	
	Actual Units			Actual Units	

CPMP Version 1.3

Grantee Name: **Rochester**

Project Name:	**ESG- Housing Council- School Mobility**		
Description:	**IDIS Project #:**	**UOG Code:**	NY365544 ROCHESTER

Counselors will assist families with children in avoiding school mobility throughout the city. A special emphasis will be placed on the School #17 catchment area.

Location:

City-wide 183 E. Main St. 14604

Expected Completion Date:

6/30/2006

National Objective Codes:

Not Applicable

Priority Need Category

Select one: Homeless/HIV/AIDS

Explanation:

Improve Living Environment / Improve Availability - Accessibility to Service or Benefit

Project Primary Purpose:

- [x] Help the Homeless
- [ ] Help Persons with HIV/AIDS
- [ ] Help Persons with Disabilities
- [ ] Address Public Housing Needs

Specific Objectives

1. Increase range of housing options & related services for persons w/ special needs
2.
3.

Project-level Accomplishments

04 Households	Proposed	50		Accompl. Type:	Proposed	
	Underway				Underway	
	Complete				Complete	
Accompl. Type:	Proposed			Accompl. Type:	Proposed	
	Underway				Underway	
	Complete				Complete	
Accompl. Type:	Proposed			Accompl. Type:	Proposed	
	Underway				Underway	
	Complete				Complete	

Proposed Outcome	Performance Measure	Actual Outcome

05 Public Services (General) 570.201(e)	Matrix Codes
Matrix Codes	Matrix Codes
Matrix Codes	Matrix Codes

Program Year 1

ESG	Proposed Amt.	$19,700		Fund Source:	Proposed Amt.	
	Actual Amount				Actual Amount	
Other	Proposed Amt.	$19,700		Fund Source:	Proposed Amt.	
	Actual Amount				Actual Amount	
04 Households	Proposed Units	50		Accompl. Type:	Proposed Units	
	Actual Units				Actual Units	
Accompl. Type:	Proposed Units			Accompl. Type:	Proposed Units	
	Actual Units				Actual Units	

CPMP Version 1.3

Grantee Name: **Rochester**

Project Name:	**ESG- RAIHN**		
Description:	**IDIS Project #:**	**UOG Code:**	NY365544 ROCHESTER

Rochester Area Interfaith Hospitality Network (RAIHN) Provides families with shelter, food, transportation, a Day Center that will serve as the family's base, and case management.

Location:
34 Meigs St., 14607

Expected Completion Date:
6/30/2006

National Objective Codes:
Not Applicable

Priority Need Category

Select one: Homeless/HIV/AIDS

Explanation:
Improve Living Environment / Improve Availability - Accessibility to Service or Benefit

Project Primary Purpose:

- [x] Help the Homeless
- [ ] Help Persons with HIV/AIDS
- [ ] Help Persons with Disabilities
- [ ] Address Public Housing Needs

Specific Objectives

1. Increase range of housing options & related services for persons w/ special needs
2.
3.

Project-level Accomplishments

01 People	Proposed	110		Accompl. Type:	Proposed	
	Underway				Underway	
	Complete				Complete	
Accompl. Type:	Proposed			Accompl. Type:	Proposed	
	Underway				Underway	
	Complete				Complete	
Accompl. Type:	Proposed			Accompl. Type:	Proposed	
	Underway				Underway	
	Complete				Complete	

Proposed Outcome	Performance Measure	Actual Outcome
Improve Availability / Accessibility to Service-Benefit	Number of homeless persons stabilized.	

03T Operating Costs of Homeless/AIDS Patients Programs	Matrix Codes
Matrix Codes	Matrix Codes
Matrix Codes	Matrix Codes

Program Year 1

ESG	Proposed Amt.	$5,835		Fund Source:	Proposed Amt.	
	Actual Amount				Actual Amount	
Other	Proposed Amt.	$5,835		Fund Source:	Proposed Amt.	
	Actual Amount				Actual Amount	
01 People	Proposed Units	110		Accompl. Type:	Proposed Units	
	Actual Units				Actual Units	
Accompl. Type:	Proposed Units			Accompl. Type:	Proposed Units	
	Actual Units				Actual Units	

CPMP Version 1.3

Grantee Name: **Rochester**

Project Name:	**ESG - Recovery Houses of Rochester**		
Description:	**IDIS Project #:**	**UOG Code:**	NY365544 ROCHESTER

Provides transitional shelter for men newly released from prison.

Location:

Enter location, address, zip codes, census tracks, or other elements that will help to identify the location of the project.

Expected Completion Date:

6/30/2006

National Objective Codes:

Not Applicable

Priority Need Category

Select one: Homeless/HIV/AIDS

Explanation:

Improve Living Environment / Improve Availability - Accessibility to Service or Benefit

Project Primary Purpose:

- [x] Help the Homeless
- [ ] Help Persons with HIV/AIDS
- [ ] Help Persons with Disabilities
- [ ] Address Public Housing Needs

Specific Objectives

1. Increase range of housing options & related services for persons w/ special needs
2.
3.

Project-level Accomplishments

01 People	Proposed	6		Accompl. Type:	Proposed	
	Underway				Underway	
	Complete				Complete	
Accompl. Type:	Proposed			Accompl. Type:	Proposed	
	Underway				Underway	
	Complete				Complete	
Accompl. Type:	Proposed			Accompl. Type:	Proposed	
	Underway				Underway	
	Complete				Complete	

Proposed Outcome	Performance Measure	Actual Outcome

03T Operating Costs of Homeless/AIDS Patients Programs	Matrix Codes
Matrix Codes	Matrix Codes
Matrix Codes	Matrix Codes

Program Year 1

ESG	Proposed Amt.	$3,890	Fund Source:	Proposed Amt.	
	Actual Amount			Actual Amount	
Other	Proposed Amt.	$3,890	Fund Source:	Proposed Amt.	
	Actual Amount			Actual Amount	
01 People	Proposed Units	6	Accompl. Type:	Proposed Units	
	Actual Units			Actual Units	
Accompl. Type:	Proposed Units		Accompl. Type:	Proposed Units	
	Actual Units			Actual Units	

CPMP Version 1.3

Grantee Name: **Rochester**

Project Name:	**ESG- Salvation Army- Booth Haven**		
Description:	**IDIS Project #:**	**UOG Code:**	NY365544 ROCHESTER

Provides Case Management to link homeless clients with necessary support services and resources in order to lead to self-sufficiency.

Location:
70 Liberty Pole Way 14604

Expected Completion Date:
6/30/2006

National Objective Codes:
Not Applicable

Priority Need Category

Select one: Homeless/HIV/AIDS

Explanation:
Improve Living Environment / Improve Availability - Accessibility to Service or Benefit

Project Primary Purpose:
- [x] Help the Homeless
- [ ] Help Persons with HIV/AIDS
- [ ] Help Persons with Disabilities
- [ ] Address Public Housing Needs

Specific Objectives
1. Increase range of housing options & related services for persons w/ special needs
2.
3.

Project-level Accomplishments

01 People	Proposed	800		Accompl. Type:	Proposed	
	Underway				Underway	
	Complete				Complete	
Accompl. Type:	Proposed			Accompl. Type:	Proposed	
	Underway				Underway	
	Complete				Complete	
Accompl. Type:	Proposed			Accompl. Type:	Proposed	
	Underway				Underway	
	Complete				Complete	

Proposed Outcome	Performance Measure	Actual Outcome
Improve Availability / Accessibility to Service-Benefit	Number of homeless persons stabilized.	

05Q Subsistence Payments 570.204	Matrix Codes
Matrix Codes	Matrix Codes
Matrix Codes	Matrix Codes

Program Year 1

ESG	Proposed Amt.	$21,385	Fund Source:	Proposed Amt.	
	Actual Amount			Actual Amount	
Other	Proposed Amt.	$21,385	Fund Source:	Proposed Amt.	
	Actual Amount			Actual Amount	
01 People	Proposed Units	800	Accompl. Type:	Proposed Units	
	Actual Units			Actual Units	
Accompl. Type:	Proposed Units		Accompl. Type:	Proposed Units	
	Actual Units			Actual Units	

Grantee Name: **Rochester**

CPMP Version 1.3

Project Name:	**ESG- Sojourner House**		
Description:	**IDIS Project #:**	**UOG Code:**	NY365544 ROCHESTER

Provides transitional housing and supportive services for low income women and their children. Assists women to work toward more independent lifestyles, both economically and emotionally. Most residents have histories of unemployment, reliance on public assistance, low levels of education, mental health problems and substance abuse. Life skills instruction, parenting, child care skills training, and career development are emphasized.

Location:

City-wde

Expected Completion Date:

6/30/2006

National Objective Codes:

Not Applicable

Priority Need Category

Select one: Homeless/HIV/AIDS

Explanation:

Improve Living Environment / Improve Availability - Accessibility to Service or Benefit

Project Primary Purpose:

- [x] Help the Homeless
- [ ] Help Persons with HIV/AIDS
- [ ] Help Persons with Disabilities
- [ ] Address Public Housing Needs

Specific Objectives

1. Increase range of housing options & related services for persons w/ special needs
2.
3.

Project-level Accomplishments

01 People	Proposed	95		Accompl. Type:	Proposed	
	Underway				Underway	
	Complete				Complete	
Accompl. Type:	Proposed			Accompl. Type:	Proposed	
	Underway				Underway	
	Complete				Complete	
Accompl. Type:	Proposed			Accompl. Type:	Proposed	
	Underway				Underway	
	Complete				Complete	

Proposed Outcome	Performance Measure	Actual Outcome
Improve Availability / Accessibility to Service-Benefit	Number of homeless persons stabilized.	

03T Operating Costs of Homeless/AIDS Patients Programs	Matrix Codes
Matrix Codes	Matrix Codes
Matrix Codes	Matrix Codes

Program Year 1

ESG	Proposed Amt.	$22,360	Fund Source:	Proposed Amt.	
	Actual Amount			Actual Amount	
Other	Proposed Amt.	$22,360	Fund Source:	Proposed Amt.	
	Actual Amount			Actual Amount	
01 People	Proposed Units	95	Accompl. Type:	Proposed Units	
	Actual Units			Actual Units	
Accompl. Type:	Proposed Units		Accompl. Type:	Proposed Units	
	Actual Units			Actual Units	

CPMP Version 1.3

Grantee Name: **Rochester**

Project Name:	**ESG- Southeast Ecumenical Ministry**		
Description: Food Pantry.	**IDIS Project #:**	**UOG Code:**	NY365544 ROCHESTER

Location: 25 Westminster Rd. 14607	**Priority Need Category** — **Select one:** Homeless/HIV/AIDS
Expected Completion Date: 6/30/2006	**Explanation:** Improve Living Environment / Improve Availability - Accessibility to Service or Benefit
National Objective Codes: Not Applicable	

Project Primary Purpose:	**Specific Objectives**
☑ Help the Homeless	1 Increase range of housing options & related services for persons w/ special needs
☐ Help Persons with HIV/AIDS	2
☐ Help Persons with Disabilities	3
☐ Address Public Housing Needs	

Project-level Accomplishments

Other	**Proposed**	5000		Accompl. Type:	**Proposed**		
	Underway				**Underway**		
	Complete				**Complete**		
Accompl. Type:	**Proposed**			Accompl. Type:	**Proposed**		
	Underway				**Underway**		
	Complete				**Complete**		
Accompl. Type:	**Proposed**			Accompl. Type:	**Proposed**		
	Underway				**Underway**		
	Complete				**Complete**		

Proposed Outcome	**Performance Measure**	**Actual Outcome**
Improve Availability / Accessibility to Service-Benefit	Number of homeless persons stabilized.	

05Q Subsistence Payments 570.204	Matrix Codes
Matrix Codes	Matrix Codes
Matrix Codes	Matrix Codes

Program Year 1

ESG	**Proposed Amt.**	$1,945		Fund Source:	**Proposed Amt.**		
	Actual Amount				**Actual Amount**		
ESG	**Proposed Amt.**	$1,945		Fund Source:	**Proposed Amt.**		
	Actual Amount				**Actual Amount**		
Other	**Proposed Units**	5000		Accompl. Type:	**Proposed Units**		
	Actual Units				**Actual Units**		
Accompl. Type:	**Proposed Units**			Accompl. Type:	**Proposed Units**		
	Actual Units				**Actual Units**		

CPMP Version 1.3

Grantee Name: **Rochester**

Project Name:	**ESG- Spiritus Christi- Jennifer House**
Description:	**IDIS Project #:**	**UOG Code:** NY365544 ROCHESTER

Provides transportation, food and housing expenses to homeless women and their children.

Location:
934 Culver Road, 14609

Expected Completion Date:
6/30/2006

National Objective Codes:
Not Applicable

Priority Need Category

Select one: Homeless/HIV/AIDS

Explanation:
Improve Living Environment / Improve Availability - Accessibility to Service or Benefit

Project Primary Purpose:

- [x] Help the Homeless
- [ ] Help Persons with HIV/AIDS
- [ ] Help Persons with Disabilities
- [ ] Address Public Housing Needs

Specific Objectives

1. Increase range of housing options & related services for persons w/ special needs
2.
3.

Project-level Accomplishments

01 People	Proposed	60		Accompl. Type:	Proposed	
	Underway				Underway	
	Complete				Complete	
Accompl. Type:	Proposed			Accompl. Type:	Proposed	
	Underway				Underway	
	Complete				Complete	
Accompl. Type:	Proposed			Accompl. Type:	Proposed	
	Underway				Underway	
	Complete				Complete	

Proposed Outcome	Performance Measure	Actual Outcome
Improve Availability / Accessibility to Service-Benefit	Number of homeless persons stabilized.	

05Q Subsistence Payments 570.204	Matrix Codes
Matrix Codes	Matrix Codes
Matrix Codes	Matrix Codes

Program Year 1

ESG	Proposed Amt.	$9,720	Fund Source:	Proposed Amt.	
	Actual Amount			Actual Amount	
Other	Proposed Amt.	$9,720	Fund Source:	Proposed Amt.	
	Actual Amount			Actual Amount	
01 People	Proposed Units	60	Accompl. Type:	Proposed Units	
	Actual Units			Actual Units	
Accompl. Type:	Proposed Units		Accompl. Type:	Proposed Units	
	Actual Units			Actual Units	

CPMP Version 1.3

Grantee Name: **Rochester**

Project Name:	**ESG- St. Martin's Place**		
Description:	**IDIS Project #:**	**UOG Code:**	NY365544 ROCHESTER

Licensed soup kitchen providing hot meals and basic support services for individuals in the Northeast area of the City.

Location:
55 Ontario St. 14605

Expected Completion Date:
6/30/2006

National Objective Codes:
Not Applicable

Priority Need Category

Select one: Homeless/HIV/AIDS

Explanation:
Improve Living Environment / Improve Availability - Accessibility to Service or Benefit

Project Primary Purpose:

- [x] Help the Homeless
- [ ] Help Persons with HIV/AIDS
- [ ] Help Persons with Disabilities
- [ ] Address Public Housing Needs

Specific Objectives

1. Increase range of housing options & related services for persons w/ special needs
2.
3.

Project-level Accomplishments

01 People	Proposed	1375		Accompl. Type:	Proposed	
	Underway				Underway	
	Complete				Complete	
Accompl. Type:	Proposed			Accompl. Type:	Proposed	
	Underway				Underway	
	Complete				Complete	
Accompl. Type:	Proposed			Accompl. Type:	Proposed	
	Underway				Underway	
	Complete				Complete	

Proposed Outcome	Performance Measure	Actual Outcome
Improve Availability / Accessibility to Service-Benefit	Number of homeless persons stabilized.	

05Q Subsistence Payments 570.204	Matrix Codes
Matrix Codes	Matrix Codes
Matrix Codes	Matrix Codes

Program Year 1

ESG	Proposed Amt.	$8,735	Fund Source:	Proposed Amt.	
	Actual Amount			Actual Amount	
Other	Proposed Amt.	$8,735	Fund Source:	Proposed Amt.	
	Actual Amount			Actual Amount	
01 People	Proposed Units	1375	Accompl. Type:	Proposed Units	
	Actual Units			Actual Units	
Accompl. Type:	Proposed Units		Accompl. Type:	Proposed Units	
	Actual Units			Actual Units	

CPMP Version 1.3

Grantee Name: **Rochester**

Project Name:	**ESG- Togetherness in Love Community**		
Description:	**IDIS Project #:**	**UOG Code:**	NY365544 ROCHESTER

Drop-in center for the homeless and those at risk of homelessness. Includes a soup kitchen to serve dinners, a food pantry, and a clothes closet for clothing distribution. Also provided are referral services for housing, drug treatment and other available services.

Location:

1443 E. Main St. 14609

Expected Completion Date:

6/30/2006

National Objective Codes:

Not Applicable

Priority Need Category

Select one: Homeless/HIV/AIDS

Explanation:

Improve Living Environment / Improve Availability - Accessibility to Service or Benefit

Project Primary Purpose:

- [x] Help the Homeless
- [ ] Help Persons with HIV/AIDS
- [ ] Help Persons with Disabilities
- [ ] Address Public Housing Needs

Specific Objectives

1. Increase range of housing options & related services for persons w/ special needs
2.
3.

Project-level Accomplishments

01 People	Proposed	6200		Accompl. Type:	Proposed	
	Underway				Underway	
	Complete				Complete	
Accompl. Type:	Proposed			Accompl. Type:	Proposed	
	Underway				Underway	
	Complete				Complete	
Accompl. Type:	Proposed			Accompl. Type:	Proposed	
	Underway				Underway	
	Complete				Complete	

Proposed Outcome	Performance Measure	Actual Outcome
Improve Availability / Accessibility to Service-Benefit	Number of homeless persons stabilized.	

03T Operating Costs of Homeless/AIDS Patients Programs	Matrix Codes
Matrix Codes	Matrix Codes
Matrix Codes	Matrix Codes

Program Year 1

ESG	Proposed Amt.	$6,805		Fund Source:	Proposed Amt.	
	Actual Amount				Actual Amount	
Other	Proposed Amt.	$6,805		Fund Source:	Proposed Amt.	
	Actual Amount				Actual Amount	
01 People	Proposed Units	6200		Accompl. Type:	Proposed Units	
	Actual Units				Actual Units	
Accompl. Type:	Proposed Units			Accompl. Type:	Proposed Units	
	Actual Units				Actual Units	

CPMP Version 1.3

Grantee Name: **Rochester**

Project Name:	**ESG- Veterans Outreach Center- Richards House**		
Description:	**IDIS Project #:**	**UOG Code:**	NY365544 ROCHESTER

Housing, counseling, assistance in securing benefits, and employment & training programs are provided to veterans and their families.

Location:
459 South Ave. 14620

Expected Completion Date:
6/30/2006

National Objective Codes:
Not Applicable

Priority Need Category

Select one: Homeless/HIV/AIDS

Explanation:
Improve Living Environment / Improve Availability - Accessibility to Service or Benefit

Project Primary Purpose:
- [x] Help the Homeless
- [ ] Help Persons with HIV/AIDS
- [ ] Help Persons with Disabilities
- [ ] Address Public Housing Needs

Specific Objectives
1. Increase range of housing options & related services for persons w/ special needs
2.
3.

Project-level Accomplishments

01 People	Proposed	60		Accompl. Type:	Proposed	
	Underway				Underway	
	Complete				Complete	
Accompl. Type:	Proposed			Accompl. Type:	Proposed	
	Underway				Underway	
	Complete				Complete	
Accompl. Type:	Proposed			Accompl. Type:	Proposed	
	Underway				Underway	
	Complete				Complete	

Proposed Outcome	Performance Measure	Actual Outcome
Improve Availability / Accessibility to Service-Benefit	Number of homeless persons stabilized.	

05 Public Services (General) 570.201(e)	Matrix Codes
Matrix Codes	Matrix Codes
Matrix Codes	Matrix Codes

Program Year 1

ESG	Proposed Amt.	$16,525	Fund Source:	Proposed Amt.	
	Actual Amount			Actual Amount	
Other	Proposed Amt.	$16,525	Fund Source:	Proposed Amt.	
	Actual Amount			Actual Amount	
01 People	Proposed Units	60	Accompl. Type:	Proposed Units	
	Actual Units			Actual Units	
Accompl. Type:	Proposed Units		Accompl. Type:	Proposed Units	
	Actual Units			Actual Units	

CPMP Version 1.3

Grantee Name: **Rochester**

Project Name:	**ESG- Volunteers of America- Homelessness Prevention Center**		
Description:	**IDIS Project #:**	**UOG Code:**	NY365544 ROCHESTER

Case management support services, life skills, drug & alcohol treatment and other needs are met through this program. Individuals leaving emergency and transitional programs are provided follow up, intervention and case management in order to prevent repeat homelessness.

Location:
214 Lake Ave. 14608

Expected Completion Date:
6/30/2006

National Objective Codes:
Not Applicable

Priority Need Category

Select one: Homeless/HIV/AIDS

Explanation:
Improve Living Environment / Improve Availability - Accessibility to Service or Benefit

Project Primary Purpose:

- [x] Help the Homeless
- [ ] Help Persons with HIV/AIDS
- [ ] Help Persons with Disabilities
- [ ] Address Public Housing Needs

Specific Objectives

1. Increase range of housing options & related services for persons w/ special needs
2.
3.

Project-level Accomplishments

01 People	Proposed	100		Accompl. Type:	Proposed	
	Underway				Underway	
	Complete				Complete	
Accompl. Type:	Proposed			Accompl. Type:	Proposed	
	Underway				Underway	
	Complete				Complete	
Accompl. Type:	Proposed			Accompl. Type:	Proposed	
	Underway				Underway	
	Complete				Complete	

Proposed Outcome	Performance Measure	Actual Outcome
Improve Availability / Accessibility to Service-Benefit	Number of homeless persons stabilized.	

05Q Subsistence Payments 570.204	Matrix Codes
Matrix Codes	Matrix Codes
Matrix Codes	Matrix Codes

Program Year 1

ESG	Proposed Amt.	$9,720		Fund Source:	Proposed Amt.	
	Actual Amount				Actual Amount	
Other	Proposed Amt.	$9,720		Fund Source:	Proposed Amt.	
	Actual Amount				Actual Amount	
01 People	Proposed Units	100		Accompl. Type:	Proposed Units	
	Actual Units				Actual Units	
Accompl. Type:	Proposed Units			Accompl. Type:	Proposed Units	
	Actual Units				Actual Units	

CPMP Version 1.3

Grantee Name: **Rochester**

Project Name:	**ESG- Volunteers of America- Emergency and Transitional Housing**
Description:	**IDIS Project #:**	**UOG Code:** NY365544 ROCHESTER

Provides operating services such as the cost of utilities, mattresses and beds for the homeless shelter.

Location:
175 Ward St. 14605

Expected Completion Date:
6/30/2006

National Objective Codes:
Not Applicable

Priority Need Category

Select one: Homeless/HIV/AIDS

Explanation:
Improve Living Environment / Improve Availability - Accessibility to Service or Benefit

Project Primary Purpose:

- [x] Help the Homeless
- [ ] Help Persons with HIV/AIDS
- [ ] Help Persons with Disabilities
- [ ] Address Public Housing Needs

Specific Objectives

1. Increase range of housing options & related services for persons w/ special needs
2.
3.

Project-level Accomplishments

01 People	Proposed	100		Accompl. Type:	Proposed	
	Underway				Underway	
	Complete				Complete	
Accompl. Type:	Proposed			Accompl. Type:	Proposed	
	Underway				Underway	
	Complete				Complete	
Accompl. Type:	Proposed			Accompl. Type:	Proposed	
	Underway				Underway	
	Complete				Complete	

Proposed Outcome	Performance Measure	Actual Outcome
Improve Availability / Accessibility to Service-Benefit	Number of homeless persons stabilized.	

03T Operating Costs of Homeless/AIDS Patients Programs	Matrix Codes
Matrix Codes	Matrix Codes
Matrix Codes	Matrix Codes

Program Year 1

ESG	Proposed Amt.	$7,775	Fund Source:	Proposed Amt.	
	Actual Amount			Actual Amount	
Other	Proposed Amt.	$7,775	Fund Source:	Proposed Amt.	
	Actual Amount			Actual Amount	
01 People	Proposed Units	100	Accompl. Type:	Proposed Units	
	Actual Units			Actual Units	
Accompl. Type:	Proposed Units		Accompl. Type:	Proposed Units	
	Actual Units			Actual Units	

CPMP Version 1.3

Grantee Name: **Rochester**

Project Name:	**ESG- Wilson Commencement Park**		
Description:	**IDIS Project #:**	**UOG Code:**	NY365544 ROCHESTER

Provides transitional housing to single parents and their children. Offers comprehensive support services to homeless and other low income single parent families struggling for permanent housing and self-sufficiency.

Location:
251 Joseph Ave. 14605

Expected Completion Date:
6/30/2006

National Objective Codes:
Not Applicable

Priority Need Category

Select one: Homeless/HIV/AIDS

Explanation:
Improve Living Environment / Improve Availability - Accessibility to Service or Benefit

Project Primary Purpose:

- [x] Help the Homeless
- [ ] Help Persons with HIV/AIDS
- [ ] Help Persons with Disabilities
- [ ] Address Public Housing Needs

Specific Objectives

1. Increase range of housing options & related services for persons w/ special needs
2. Increase the number of homeless persons moving into permanent housing
3.

Project-level Accomplishments

01 People	**Proposed**	525		Accompl. Type:	**Proposed**		
	Underway				**Underway**		
	Complete				**Complete**		
Accompl. Type:	**Proposed**			Accompl. Type:	**Proposed**		
	Underway				**Underway**		
	Complete				**Complete**		
Accompl. Type:	**Proposed**			Accompl. Type:	**Proposed**		
	Underway				**Underway**		
	Complete				**Complete**		

Proposed Outcome	**Performance Measure**	**Actual Outcome**
Improve Availability / Accessibility to Service-Benefit	Number of homeless persons stabilized.	

03T Operating Costs of Homeless/AIDS Patients Programs	Matrix Codes
Matrix Codes	Matrix Codes
Matrix Codes	Matrix Codes

Program Year 1

ESG	**Proposed Amt.**	$17,110		Fund Source:	**Proposed Amt.**		
	Actual Amount				**Actual Amount**		
Other	**Proposed Amt.**	$17,110		Fund Source:	**Proposed Amt.**		
	Actual Amount				**Actual Amount**		
01 People	**Proposed Units**	525		Accompl. Type:	**Proposed Units**		
	Actual Units				**Actual Units**		
Accompl. Type:	**Proposed Units**			Accompl. Type:	**Proposed Units**		
	Actual Units				**Actual Units**		

CPMP Version 1.3

Grantee Name: **Rochester**

Project Name:	**ESG- YWCA**
Description:	**IDIS Project #:**	**UOG Code:** NY365544 ROCHESTER

Provides emergency and transitional rooms as well as apartments. Referrals to food cupboards in addition to weekly food baskets, and some provided dinners.

Location:

175 N. Clinton Ave. 14604

Expected Completion Date:

6/30/2006

National Objective Codes:

Not Applicable

Priority Need Category

Select one: Homeless/HIV/AIDS

Explanation:

Improve Living Environment / Improve Availability - Accessibility to Service or Benefit

Project Primary Purpose:

- [x] Help the Homeless
- [ ] Help Persons with HIV/AIDS
- [ ] Help Persons with Disabilities
- [ ] Address Public Housing Needs

Specific Objectives

1. Increase range of housing options & related services for persons w/ special needs
2.
3.

Project-level Accomplishments

01 People	Proposed	20		Accompl. Type:	Proposed	
	Underway				Underway	
	Complete				Complete	
Accompl. Type:	Proposed			Accompl. Type:	Proposed	
	Underway				Underway	
	Complete				Complete	
Accompl. Type:	Proposed			Accompl. Type:	Proposed	
	Underway				Underway	
	Complete				Complete	

Proposed Outcome	Performance Measure	Actual Outcome
Improve Availability / Accessibility to Service-Benefit	Number of homeless persons stabilized.	

05 Public Services (General) 570.201(e)	Matrix Codes
Matrix Codes	Matrix Codes
Matrix Codes	Matrix Codes

Program Year 1

ESG	Proposed Amt.	$4,860	Fund Source:	Proposed Amt.	
	Actual Amount			Actual Amount	
Other	Proposed Amt.	$4,860	Fund Source:	Proposed Amt.	
	Actual Amount			Actual Amount	
01 People	Proposed Units	20	Accompl. Type:	Proposed Units	
	Actual Units			Actual Units	
Accompl. Type:	Proposed Units		Accompl. Type:	Proposed Units	
	Actual Units			Actual Units	

CPMP Version 1.3

Grantee Name: **Rochester**

Project Name:	**HOPWA - AIDS Rochester**		
Description:	**IDIS Project #:**	**UOG Code:**	NY365544 ROCHESTER

Will provide long-term rental assistance and short-term rent/mortgage and utility assistance and other services to individuals with HIV/AIDS and to their families.

Location:

City-wide 1350 University Ave Suite 100, 14607

Expected Completion Date:

3/31/2007

National Objective Codes:

Not Applicable

Priority Need Category

Select one: Homeless/HIV/AIDS

Explanation:

Improve Living Environment / Improve Availability - Accessibility to Service or Benefit

Project Primary Purpose:

- [ ] Help the Homeless
- [x] Help Persons with HIV/AIDS
- [ ] Help Persons with Disabilities
- [ ] Address Public Housing Needs

Specific Objectives

1. Increase range of housing options & related services for persons w/ special needs
2.
3.

Project-level Accomplishments

10 Housing Units	Proposed	107		Accompl. Type:	Proposed	
	Underway				Underway	
	Complete				Complete	
Accompl. Type:	Proposed			Accompl. Type:	Proposed	
	Underway				Underway	
	Complete				Complete	
Accompl. Type:	Proposed			Accompl. Type:	Proposed	
	Underway				Underway	
	Complete				Complete	

Proposed Outcome	Performance Measure	Actual Outcome
Improve Availability / Accessibility to Service-Benefit	Number of persons assisted	

31F Tenant based rental assistance	Matrix Codes
31G Short term rent mortgage utility payments	Matrix Codes
31D Administration - project sponsor	Matrix Codes

Program Year 1

HOPWA	Proposed Amt.	$299,500	Fund Source:	Proposed Amt.	
	Actual Amount			Actual Amount	
Fund Source:	Proposed Amt.		Fund Source:	Proposed Amt.	
	Actual Amount			Actual Amount	
10 Housing Units	Proposed Units	107	Accompl. Type:	Proposed Units	
	Actual Units			Actual Units	
Accompl. Type:	Proposed Units		Accompl. Type:	Proposed Units	
	Actual Units			Actual Units	

CPMP Version 1.3

Grantee Name: **Rochester**

Project Name:	**HOPWA - Action for a Better Community**		
Description:	**IDIS Project #:**	**UOG Code:**	NY365544 ROCHESTER

Will provide long-term rental assistance and short-term rent/mortgage and utility assistance and other services to individuals with HIV/AIDS and to their families.

Location:

City-wide 250 East Ave. 14604

3/31/2007

National Objective Codes:

Not Applicable

Priority Need Category

Select one: Homeless/HIV/AIDS

Explanation:

Improve Living Environment / Improve Availability - Accessibility to Service or Benefit

Project Primary Purpose:

- [ ] Help the Homeless
- [x] Help Persons with HIV/AIDS
- [ ] Help Persons with Disabilities
- [ ] Address Public Housing Needs

Specific Objectives

1. Increase range of housing options & related services for persons w/ special needs
2.
3.

Project-level Accomplishments

10 Housing Units	Proposed	12		Accompl. Type:	Proposed	
	Underway				Underway	
	Complete				Complete	
Accompl. Type:	Proposed			Accompl. Type:	Proposed	
	Underway				Underway	
	Complete				Complete	
Accompl. Type:	Proposed			Accompl. Type:	Proposed	
	Underway				Underway	
	Complete				Complete	

Proposed Outcome	Performance Measure	Actual Outcome
Improve Availability / Accessibility to Service-Benefit	Number of persons assisted	

31F Tenant based rental assistance	Matrix Codes
31G Short term rent mortgage utility payments	Matrix Codes
31D Administration - project sponsor	Matrix Codes

Program Year 1

HOPWA	Proposed Amt.	$65,500		Fund Source:	Proposed Amt.	
	Actual Amount				Actual Amount	
Fund Source:	Proposed Amt.			Fund Source:	Proposed Amt.	
	Actual Amount				Actual Amount	
10 Housing Units	Proposed Units	12		Accompl. Type:	Proposed Units	
	Actual Units				Actual Units	
Accompl. Type:	Proposed Units			Accompl. Type:	Proposed Units	
	Actual Units				Actual Units	

CPMP Version 1.3

Grantee Name: **Rochester**

Project Name:	**HOPWA - Catholic Charities**		
Description:	**IDIS Project #:**	**UOG Code:**	NY365544 ROCHESTER

Will provide long-term rental assistance and short-term rent/mortgage and utility assistance and other services to individuals with HIV/AIDS and to their families.

Location:

City-Wide 1945 E. Ridge Rd., Suite 24, 14622

Expected Completion Date:

3/31/2007

National Objective Codes:

Not Applicable

Priority Need Category

Select one: Homeless/HIV/AIDS

Explanation:

Improve Living Environment / Improve Availability - Accessibility to Service or Benefit

Project Primary Purpose:

- [ ] Help the Homeless
- [x] Help Persons with HIV/AIDS
- [ ] Help Persons with Disabilities
- [ ] Address Public Housing Needs

Specific Objectives

1. Increase range of housing options & related services for persons w/ special needs
2.
3.

Project-level Accomplishments

10 Housing Units	Proposed	67		Accompl. Type:	Proposed	
	Underway				Underway	
	Complete				Complete	
Accompl. Type:	Proposed			Accompl. Type:	Proposed	
	Underway				Underway	
	Complete				Complete	
Accompl. Type:	Proposed			Accompl. Type:	Proposed	
	Underway				Underway	
	Complete				Complete	

Proposed Outcome	Performance Measure	Actual Outcome
Improve Availability / Accessibility to Service-Benefit	Number of persons assisted	

31F Tenant based rental assistance	Matrix Codes
31G Short term rent mortgage utility payments	Matrix Codes
31D Administration - project sponsor	Matrix Codes

Program Year 1

HOPWA	Proposed Amt.	$192,800	Fund Source:	Proposed Amt.	
	Actual Amount			Actual Amount	
Fund Source:	Proposed Amt.		Fund Source:	Proposed Amt.	
	Actual Amount			Actual Amount	
10 Housing Units	Proposed Units	67	Accompl. Type:	Proposed Units	
	Actual Units			Actual Units	
Accompl. Type:	Proposed Units		Accompl. Type:	Proposed Units	
	Actual Units			Actual Units	

CPMP Version 1.3

Grantee Name: **Rochester**

Project Name:	**Human Services Planning and Monitoring**		
Description:	**IDIS Project #:**	**UOG Code:**	NY365544 Rochester

These funds support the activities of the Bureau of Human Services which are responsible for planning and monitoring human services projects, providing technical assistance to agency staffs and neighborhood groups and serving as the City's primary liaison staff to the local human services community. The Bureau also administers the Emergency Shelter Grant and Housing Opportunities for People with AIDS programs.

Location:

City-wide

Expected Completion Date:

6/30/2006

National Objective Codes:

LMC

Priority Need Category

Select one: Planning/Administration

Explanation:

Improve the Living Environment / Improve Availability to Service or Benefit.

Project Primary Purpose:

- [x] Help the Homeless
- [x] Help Persons with HIV/AIDS
- [x] Help Persons with Disabilities
- [ ] Address Public Housing Needs

Specific Objectives

1. Improve the services for low/mod income persons
2.
3.

Project-level Accomplishments

Accompl. Type:	Proposed			Accompl. Type:	Proposed		
	Underway				Underway		
	Complete				Complete		
Accompl. Type:	Proposed			Accompl. Type:	Proposed		
	Underway				Underway		
	Complete				Complete		
Accompl. Type:	Proposed			Accompl. Type:	Proposed		
	Underway				Underway		
	Complete				Complete		

Proposed Outcome	Performance Measure	Actual Outcome

21A General Program Administration 570.206	Matrix Codes
31B Administration - grantee	Matrix Codes
Matrix Codes	Matrix Codes

Program Year 1

CDBG	Proposed Amt.	$528,200	HOPWA	Proposed Amt.	$17,200
	Actual Amount			Actual Amount	
ESG	Proposed Amt.	$21,227	Fund Source:	Proposed Amt.	
	Actual Amount			Actual Amount	
Accompl. Type:	Proposed Units		Accompl. Type:	Proposed Units	
	Actual Units			Actual Units	
Accompl. Type:	Proposed Units		Accompl. Type:	Proposed Units	
	Actual Units			Actual Units	

CPMP Version 1.3

Grantee Name: **Rochester**

Project Name:	**Job Creation / Youth Development Support**				
Description:		**IDIS Project #:**		**UOG Code:**	NY365544 ROCHESTER

Funding will be used to lend support to programs that provide an integrated environment for the provision of job readiness, work awareness and basic occupational skills development to low/moderate income City residents seeking transition or entry level employment. The project will provide development opportunities to youth 6-21 years of age.

Location:

City-Wide/TBD

Priority Need Category

Select one: Public Services

Explanation:

Improve Living Environment / Improve Availability to Service or Benefit

Expected Completion Date:

6/30/2006

National Objective Codes:

Not Applicable

Project Primary Purpose:

- ☐ Help the Homeless
- ☐ Help Persons with HIV/AIDS
- ☐ Help Persons with Disabilities
- ☐ Address Public Housing Needs

Specific Objectives

1. Improve the services for low/mod income persons
2.
3.

Project-level Accomplishments

01 People	**Proposed**			Accompl. Type:	**Proposed**		
	Underway				**Underway**		
	Complete				**Complete**		
Accompl. Type:	**Proposed**			Accompl. Type:	**Proposed**		
	Underway				**Underway**		
	Complete				**Complete**		
Accompl. Type:	**Proposed**			Accompl. Type:	**Proposed**		
	Underway				**Underway**		
	Complete				**Complete**		

Proposed Outcome	Performance Measure	Actual Outcome
Improve Availability / Accessibility to Service-Benefit	Number of People Assisted	

05 Public Services (General) 570.201(e)	Matrix Codes
Matrix Codes	Matrix Codes
Matrix Codes	Matrix Codes

Program Year 1

CDBG	**Proposed Amt.**	$292,000		Fund Source:	**Proposed Amt.**		
	Actual Amount				**Actual Amount**		
Fund Source:	**Proposed Amt.**			Fund Source:	**Proposed Amt.**		
	Actual Amount				**Actual Amount**		
01 People	**Proposed Units**			Accompl. Type:	**Proposed Units**		
	Actual Units				**Actual Units**		
Accompl. Type:	**Proposed Units**			Accompl. Type:	**Proposed Units**		
	Actual Units				**Actual Units**		

CPMP Version 1.3

Grantee Name: **Rochester**

Project Name:	**Metro Council on Teen Potential**		
Description:	**IDIS Project #:**	**UOG Code:**	NY365544 ROCHESTER

MCTP will maintain a web site of youth resources and best practices in youth development for use by member agencies as well as provide resources and information to young people. MCTP will develop and maintain a Health Communication video series. An 800 number will be maintained to provide referral services for youth to access appropriate community resources and support services.

Location:

Baden Street Settlement - 152 Baden Street, 14605 - City Wide

9/30/2006

National Objective Codes:

LMC

Priority Need Category

Select one: Public Services

Explanation:

Improve Living Environment / Improve Availability to Service or Benefit

Project Primary Purpose:

- ☐ Help the Homeless
- ☐ Help Persons with HIV/AIDS
- ☐ Help Persons with Disabilities
- ☐ Address Public Housing Needs

Specific Objectives

1. Improve the services for low/mod income persons
2.
3.

Project-level Accomplishments

01 People	Proposed	50		Accompl. Type:	Proposed	
	Underway				Underway	
	Complete				Complete	
Accompl. Type:	Proposed			Accompl. Type:	Proposed	
	Underway				Underway	
	Complete				Complete	
Accompl. Type:	Proposed			Accompl. Type:	Proposed	
	Underway				Underway	
	Complete				Complete	

Proposed Outcome	Performance Measure	Actual Outcome
Improve Availability / Accessibility to Service-Benefit	Number of People Assisted	

05D Youth Services 570.201(e) | Matrix Codes

Matrix Codes | Matrix Codes

Matrix Codes | Matrix Codes

Program Year 1

CDBG	Proposed Amt.	$35,000	Fund Source:	Proposed Amt.	
	Actual Amount			Actual Amount	
Fund Source:	Proposed Amt.		Fund Source:	Proposed Amt.	
	Actual Amount			Actual Amount	
01 People	Proposed Units	50	Accompl. Type:	Proposed Units	
	Actual Units			Actual Units	
Accompl. Type:	Proposed Units		Accompl. Type:	Proposed Units	
	Actual Units			Actual Units	

CPMP Version 1.3

Grantee Name: **Rochester**

Project Name:	**NorthWest Youth Programs**		
Description:	**IDIS Project #:**	**UOG Code:**	NY365544 ROCHESTER

Provides after-school and summer educational and social activities using a developmental assets approach, emphasizing 12 of the 40 youth developmental assets.

Location:

Cameron Comm. Ministries 40 Cameron St., 14606

Expected Completion Date:

6/30/2006

National Objective Codes:

LMA

Priority Need Category

Select one: Public Services

Explanation:

Improve Living Environment / Improve Availability to Service or Benefit

Project Primary Purpose:

- ☐ Help the Homeless
- ☐ Help Persons with HIV/AIDS
- ☐ Help Persons with Disabilities
- ☐ Address Public Housing Needs

Specific Objectives

1. Improve the services for low/mod income persons
2.
3.

Project-level Accomplishments

01 People	Proposed	110		Accompl. Type:	Proposed	
	Underway				Underway	
	Complete				Complete	
Accompl. Type:	Proposed			Accompl. Type:	Proposed	
	Underway				Underway	
	Complete				Complete	
Accompl. Type:	Proposed			Accompl. Type:	Proposed	
	Underway				Underway	
	Complete				Complete	

Proposed Outcome	Performance Measure	Actual Outcome
Improve Availability / Accessibility to Service-Benefit	Number of People Assisted	

05D Youth Services 570.201(e)	Matrix Codes
Matrix Codes	Matrix Codes
Matrix Codes	Matrix Codes

Program Year 1

CDBG	Proposed Amt.	$32,000	Fund Source:	Proposed Amt.	
	Actual Amount			Actual Amount	
Fund Source:	Proposed Amt.		Fund Source:	Proposed Amt.	
	Actual Amount			Actual Amount	
01 People	Proposed Units	110	Accompl. Type:	Proposed Units	
	Actual Units			Actual Units	
Accompl. Type:	Proposed Units		Accompl. Type:	Proposed Units	
	Actual Units			Actual Units	

nunity Foundatic CPMP Version 1.3 Grantee Name: **Rochester**

Project Name:	**Quad A/Kids Neighborhood Ambassador Program**		
Description:	**IDIS Project #:**	**UOG Code:**	NY365544 ROCHESTER

The Kids Neighborhood Ambassador Program (KNAP) provides an array of after-school and summer programming to students at schools within the low-income "crescent" area of the city. After-school programs include athletic, artistic, cultural and academic enrichment activities designed to meet the needs of the youth.

Location:
Rochester Area Community Foundation - Area Schools

Expected Completion Date:
9/30/2006

National Objective Codes:
LMC

Priority Need Category

Select one: Public Services

Explanation:
Improve Living Environment / Improve Availability to Service or Benefit

Project Primary Purpose:
- ☐ Help the Homeless
- ☐ Help Persons with HIV/AIDS
- ☐ Help Persons with Disabilities
- ☐ Address Public Housing Needs

Specific Objectives
1. Improve the services for low/mod income persons
2.
3.

Project-level Accomplishments

01 People	Proposed	300		Accompl. Type:	Proposed	
	Underway				Underway	
	Complete				Complete	
Accompl. Type:	Proposed			Accompl. Type:	Proposed	
	Underway				Underway	
	Complete				Complete	
Accompl. Type:	Proposed			Accompl. Type:	Proposed	
	Underway				Underway	
	Complete				Complete	

Proposed Outcome	Performance Measure	Actual Outcome
Improve Availability / Accessibility to Service-Benefit	Number of People Assisted	

05L Child Care Services 570.201(e)	Matrix Codes
Matrix Codes	Matrix Codes
Matrix Codes	Matrix Codes

Program Year 1

CDBG	Proposed Amt.	$37,500	Fund Source:	Proposed Amt.	
	Actual Amount			Actual Amount	
Fund Source:	Proposed Amt.		Fund Source:	Proposed Amt.	
	Actual Amount			Actual Amount	
01 People	Proposed Units	300	Accompl. Type:	Proposed Units	
	Actual Units			Actual Units	
Accompl. Type:	Proposed Units		Accompl. Type:	Proposed Units	
	Actual Units			Actual Units	

CPMP Version 1.3

Grantee Name: **Rochester**

Project Name:	**Recreation Programs - Biz Kids I**		
Description:	**IDIS Project #:**	**UOG Code:**	NY365544 ROCHESTER

An entrepreneurial program for city youth which includes creating a plan for their own business ventures. The curriculum, while focusing primarily on the specific skills and information needed to start a business, also helps to build self-confidence, develops written and verbal proficiencies, and encourages the youth to think in a logical and organized manner. It also introduces youth, ranging from 15 - 18 years, to a variety of skills and attributes that can be utilized in other facets of their lives.

Location:

City-wide

Expected Completion Date:

6/30/2006

National Objective Codes:

LMC

Priority Need Category

Select one: Public Services

Explanation:

Improve Living Environment / Improve Availability to Service or Benefit

Project Primary Purpose:

- ☐ Help the Homeless
- ☐ Help Persons with HIV/AIDS
- ☐ Help Persons with Disabilities
- ☐ Address Public Housing Needs

Specific Objectives

1. Improve economic opportunities for low-income persons
2.
3.

Project-level Accomplishments

01 People	Proposed	100		Accompl. Type:	Proposed	
	Underway				Underway	
	Complete				Complete	
Accompl. Type:	Proposed			Accompl. Type:	Proposed	
	Underway				Underway	
	Complete				Complete	
Accompl. Type:	Proposed			Accompl. Type:	Proposed	
	Underway				Underway	
	Complete				Complete	

Proposed Outcome	Performance Measure	Actual Outcome
Improve Availability / Accessibility to Service-Benefit	Number of People Assisted	

05D Youth Services 570.201(e)	Matrix Codes
Matrix Codes	Matrix Codes
Matrix Codes	Matrix Codes

Program Year 1

CDBG	Proposed Amt.	$13,900	Fund Source:	Proposed Amt.	
	Actual Amount			Actual Amount	
Fund Source:	Proposed Amt.		Fund Source:	Proposed Amt.	
	Actual Amount			Actual Amount	
01 People	Proposed Units	100	Accompl. Type:	Proposed Units	
	Actual Units			Actual Units	
Accompl. Type:	Proposed Units		Accompl. Type:	Proposed Units	
	Actual Units			Actual Units	

CPMP Version 1.3

Grantee Name: **Rochester**

Project Name:	**Recreation Programs - Biz Kids II**		
Description:	**IDIS Project #:**	**UOG Code:**	NY365544 ROCHESTER

An entrepreneurial program for City youth, with two tracks: Track A: Youth 10-14 years old, will be offered the opportunity to be paired with a business advisor. The participants will engage in seminars offered by SCORE, Junior Achievement, Rent-A-Kid, and the Credit Bureau. They will also meet to share experiences. Finally, the young participants will implement their plans. Track B: Youth 15-18 years old, will also be paired with a business advisor. After formulation of their business plans and once they meet all other requirements, they will be allowed to apply for up

Location:

Community Wide

Expected Completion Date:

6/30/2006

National Objective Codes:

Not Applicable

Priority Need Category

Select one: Economic Development

Explanation:

Improve Living Environment / Improve Availability to Service or Benefit

Project Primary Purpose:

- ☐ Help the Homeless
- ☐ Help Persons with HIV/AIDS
- ☐ Help Persons with Disabilities
- ☐ Address Public Housing Needs

Specific Objectives

1. Improve economic opportunities for low-income persons
2.
3.

Project-level Accomplishments

01 People	Proposed	80		Accompl. Type:	Proposed	
	Underway				Underway	
	Complete				Complete	
Accompl. Type:	Proposed			Accompl. Type:	Proposed	
	Underway				Underway	
	Complete				Complete	
Accompl. Type:	Proposed			Accompl. Type:	Proposed	
	Underway				Underway	
	Complete				Complete	

Proposed Outcome	Performance Measure	Actual Outcome
Improve Availability / Accessibility to Service-Benefit	Number of People Assisted	

05D Youth Services 570.201(e)	Matrix Codes
Matrix Codes	Matrix Codes
Matrix Codes	Matrix Codes

Program Year 1

CDBG	Proposed Amt.	$15,000	Fund Source:	Proposed Amt.	
	Actual Amount			Actual Amount	
Fund Source:	Proposed Amt.		Fund Source:	Proposed Amt.	
	Actual Amount			Actual Amount	
01 People	Proposed Units	80	Accompl. Type:	Proposed Units	
	Actual Units			Actual Units	
Accompl. Type:	Proposed Units		Accompl. Type:	Proposed Units	
	Actual Units			Actual Units	

CPMP Version 1.3

Grantee Name: **Rochester**

Project Name:	**Recreation Programs - Junior Recreation Leader**		
Description:	**IDIS Project #:**	**UOG Code:**	NY365544 ROCHESTER

Provides youth ages 13-15 with job readiness skills, basic competency training related to public education, hands-on field experience and possible future employment opportunities with the City of Rochester. The program will begin with a 5 week training and orientation (6 hours/week). Then the youth will be placed at recreation centers as Junior Recreation Leaders or as Junior Lifeguards. Youth will work & learn 10 hours/week during school sessions and 20 hours/week during the summer. The youth will assist staff with programming at the sites as they are exposed to new experiences

Community Wide

6/30/2006

National Objective Codes: LMC

Priority Need Category

Select one: Other

Explanation:
Improve Living Environment / Improve Availability to Service or Benefit

Project Primary Purpose:

- ☐ Help the Homeless
- ☐ Help Persons with HIV/AIDS
- ☐ Help Persons with Disabilities
- ☐ Address Public Housing Needs

Specific Objectives

1. Improve economic opportunities for low-income persons
2.
3.

Project-level Accomplishments

01 People	Proposed	15		Accompl. Type:	Proposed	
	Underway				Underway	
	Complete				Complete	
Accompl. Type:	Proposed			Accompl. Type:	Proposed	
	Underway				Underway	
	Complete				Complete	
Accompl. Type:	Proposed			Accompl. Type:	Proposed	
	Underway				Underway	
	Complete				Complete	

Proposed Outcome	Performance Measure	Actual Outcome
Improve Availability / Accessibility to Service-Benefit	Number of People Assisted	

05D Youth Services 570.201(e)	Matrix Codes
Matrix Codes	Matrix Codes
Matrix Codes	Matrix Codes

Program Year 1

CDBG	Proposed Amt.	$23,900	Fund Source:	Proposed Amt.	
	Actual Amount			Actual Amount	
Fund Source:	Proposed Amt.		Fund Source:	Proposed Amt.	
	Actual Amount			Actual Amount	
01 People	Proposed Units	15	Accompl. Type:	Proposed Units	
	Actual Units			Actual Units	
Accompl. Type:	Proposed Units		Accompl. Type:	Proposed Units	
	Actual Units			Actual Units	

CPMP Version 1.3

Grantee Name: **Rochester**

Project Name:	**Rochester Fatherhood Resource Initiative**		
Description:	**IDIS Project #:**	**UOG Code:**	NY365544 ROCHESTER

Resource center for fathers and their families that provides services geared towards promoting responsible parenting in the best interest of children and families. Will provide court assistance/advocacy; employment assistance; computer/technology training; after school tutoring; adult literacy/GED classes; educational workshops; support groups; alcohol/substance abuse meetings; rites of passage; and community service.

Location:

775 S. Plymouth Ave., 14608
City-Wide

Expected Completion Date:

6/30/2006

National Objective Codes:

LMC

Priority Need Category

Select one: Public Services

Explanation:

Improve Living Environment / Improve Availability to Service or Benefit

Project Primary Purpose:

- ☐ Help the Homeless
- ☐ Help Persons with HIV/AIDS
- ☐ Help Persons with Disabilities
- ☐ Address Public Housing Needs

Specific Objectives

1. Improve the services for low/mod income persons
2.
3.

Project-level Accomplishments

01 People	Proposed	30		Accompl. Type:	Proposed		
	Underway				Underway		
	Complete				Complete		
Accompl. Type:	Proposed			Accompl. Type:	Proposed		
	Underway				Underway		
	Complete				Complete		
Accompl. Type:	Proposed			Accompl. Type:	Proposed		
	Underway				Underway		
	Complete				Complete		

Proposed Outcome	Performance Measure	Actual Outcome
Improve Availability / Accessibility to Service-Benefit	Number of People Assisted	

05 Public Services (General) 570.201(e)	Matrix Codes
Matrix Codes	Matrix Codes
Matrix Codes	Matrix Codes

Program Year 1

CDBG	Proposed Amt.	$50,000		Fund Source:	Proposed Amt.		
	Actual Amount				Actual Amount		
Fund Source:	Proposed Amt.			Fund Source:	Proposed Amt.		
	Actual Amount				Actual Amount		
01 People	Proposed Units	30		Accompl. Type:	Proposed Units		
	Actual Units				Actual Units		
Accompl. Type:	Proposed Units			Accompl. Type:	Proposed Units		
	Actual Units				Actual Units		

CPMP Version 1.3

Grantee Name: **Rochester**

Project Name:	**Teen City Southwest**		
Description:	**IDIS Project #:**	**UOG Code:**	NY365544 ROCHESTER

A community place for urban youth to convene with their peers while having both adult supervision and intervention. Participation in these programs will improve social skills and reduce anti-social behavior both at home and within the community. Promotes a positive non-threatening environment with both adult supervision and intervention.

Location:

YMCA 597 Thurston Rd 14619

Expected Completion Date:

8/31/2006

National Objective Codes:

LMC

Priority Need Category

Select one: Public Services

Explanation:

Improve Living Environment / Improve Availability to Service or Benefit

Project Primary Purpose:

- ☐ Help the Homeless
- ☐ Help Persons with HIV/AIDS
- ☐ Help Persons with Disabilities
- ☐ Address Public Housing Needs

Specific Objectives

1. Improve the services for low/mod income persons
2.
3.

Project-level Accomplishments

01 People	Proposed	200		Accompl. Type:	Proposed	
	Underway				Underway	
	Complete				Complete	
Accompl. Type:	Proposed			Accompl. Type:	Proposed	
	Underway				Underway	
	Complete				Complete	
Accompl. Type:	Proposed			Accompl. Type:	Proposed	
	Underway				Underway	
	Complete				Complete	

Proposed Outcome	Performance Measure	Actual Outcome
Improve Availability / Accessibility to Service-Benefit	Number of People Assisted	

05D Youth Services 570.201(e)	Matrix Codes
Matrix Codes	Matrix Codes
Matrix Codes	Matrix Codes

Program Year 1

CDBG	Proposed Amt.	$25,000	Fund Source:	Proposed Amt.	
	Actual Amount			Actual Amount	
Fund Source:	Proposed Amt.		Fund Source:	Proposed Amt.	
	Actual Amount			Actual Amount	
01 People	Proposed Units	200	Accompl. Type:	Proposed Units	
	Actual Units			Actual Units	
Accompl. Type:	Proposed Units		Accompl. Type:	Proposed Units	
	Actual Units			Actual Units	

CPMP Version 1.3

Grantee Name: **Rochester**

Project Name:	**Youth Training Academy**		
Description:	**IDIS Project #:**	**UOG Code:**	NY365544 ROCHESTER

The Volunteer Internship component of the Youth Training Academy is a community program that rewards eligible students ages 12-13 with volunteer opportunities that expose them to the world of work. Students must have a 2.0 ("C") or higher GPA, minimum 93% school attendance for the year, and no long term suspensions from school. Students will participate in a one week community service project, which will include career awareness workshops. Students will enhance their social skills, and learn work ethics, teamwork, and knowledge of what is expected in a work

Location:

City-wide

Priority Need Category

Select one: Public Services

Explanation:

Improve Living Environment / Improve Availability to Service or Benefit

Expected Completion Date:

6/30/2006

National Objective Codes:

LMC

Project Primary Purpose:

- ☐ Help the Homeless
- ☐ Help Persons with HIV/AIDS
- ☐ Help Persons with Disabilities
- ☐ Address Public Housing Needs

Specific Objectives

1. Improve the services for low/mod income persons
2.
3.

Project-level Accomplishments

01 People	**Proposed**	16		Accompl. Type:	**Proposed**	
	Underway				**Underway**	
	Complete				**Complete**	
Accompl. Type:	**Proposed**			Accompl. Type:	**Proposed**	
	Underway				**Underway**	
	Complete				**Complete**	
Accompl. Type:	**Proposed**			Accompl. Type:	**Proposed**	
	Underway				**Underway**	
	Complete				**Complete**	

Proposed Outcome	Performance Measure	Actual Outcome
Improve Availability / Accessibility to Service-Benefit	Number of People Assisted	

05D Youth Services 570.201(e)	Matrix Codes
Matrix Codes	Matrix Codes
Matrix Codes	Matrix Codes

Program Year 1

CDBG	**Proposed Amt.**	$53,700	Fund Source:	**Proposed Amt.**	
	Actual Amount			**Actual Amount**	
Fund Source:	**Proposed Amt.**		Fund Source:	**Proposed Amt.**	
	Actual Amount			**Actual Amount**	
01 People	**Proposed Units**	16	Accompl. Type:	**Proposed Units**	
	Actual Units			**Actual Units**	
Accompl. Type:	**Proposed Units**		Accompl. Type:	**Proposed Units**	
	Actual Units			**Actual Units**	

PROJECT WORKBOOK
OTHER PROGRAMS

CPMP Version 1.3

Grantee Name: **Rochester**

Project Name:	**Indirect Costs**		
Description:	**IDIS Project #:**	**UOG Code:**	NY365544 Rochester

Funds are provided for City services, such as legal and financial services, that benefit more than one activity.

Location:	**Priority Need Category**	
City-wide	**Select one:**	Planning/Administration
Expected Completion Date:	**Explanation:**	
6/30/2006		
National Objective Codes:		
Not Applicable		

Project Primary Purpose:	**Specific Objectives**
☐ Help the Homeless	1
☐ Help Persons with HIV/AIDS	2
☐ Help Persons with Disabilities	3
☐ Address Public Housing Needs	

Project-level Accomplishments

Accompl. Type:	**Proposed**			Accompl. Type:	**Proposed**		
	Underway				**Underway**		
	Complete				**Complete**		
Accompl. Type:	**Proposed**			Accompl. Type:	**Proposed**		
	Underway				**Underway**		
	Complete				**Complete**		
Accompl. Type:	**Proposed**			Accompl. Type:	**Proposed**		
	Underway				**Underway**		
	Complete				**Complete**		

Proposed Outcome	**Performance Measure**	**Actual Outcome**

21B Indirect Costs 570.206	Matrix Codes
Matrix Codes	Matrix Codes
Matrix Codes	Matrix Codes

Program Year 1

CDBG	**Proposed Amt.**	$605,500		Fund Source:	**Proposed Amt.**		
	Actual Amount				**Actual Amount**		
Fund Source:	**Proposed Amt.**			Fund Source:	**Proposed Amt.**		
	Actual Amount				**Actual Amount**		
Accompl. Type:	**Proposed Units**			Accompl. Type:	**Proposed Units**		
	Actual Units				**Actual Units**		
Accompl. Type:	**Proposed Units**			Accompl. Type:	**Proposed Units**		
	Actual Units				**Actual Units**		

CPMP Version 1.3

Grantee Name: **Rochester**

Project Name:	**Mini-Grant Program**		
Description:	**IDIS Project #:**	**UOG Code:**	NY365544 Rochester

These funds will be used for small projects below $5,000. The mini-grant program will be implemented through a Request for Proposal process after the plan is adopted by City Council.

Location:

City-wide

Expected Completion Date:

6/30/2006

National Objective Codes:

LMA

Priority Need Category

Select one: Public Facilities

Explanation:

Promoting Livable Communities

Project Primary Purpose:

- ☐ Help the Homeless
- ☐ Help Persons with HIV/AIDS
- ☐ Help Persons with Disabilities
- ☐ Address Public Housing Needs

Specific Objectives

1. Improve the services for low/mod income persons
2.
3.

Project-level Accomplishments

Other	Proposed	10		Accompl. Type:	Proposed	
	Underway				Underway	
	Complete				Complete	
Accompl. Type:	Proposed			Accompl. Type:	Proposed	
	Underway				Underway	
	Complete				Complete	
Accompl. Type:	Proposed			Accompl. Type:	Proposed	
	Underway				Underway	
	Complete				Complete	

Proposed Outcome	Performance Measure	Actual Outcome

03 Public Facilities and Improvements (General) 570.201(c)	Matrix Codes
Matrix Codes	Matrix Codes
Matrix Codes	Matrix Codes

Program Year 1

CDBG	Proposed Amt.	$25,000		Fund Source:	Proposed Amt.	
	Actual Amount				Actual Amount	
Fund Source:	Proposed Amt.			Fund Source:	Proposed Amt.	
	Actual Amount				Actual Amount	
Other	Proposed Units	10		Accompl. Type:	Proposed Units	
	Actual Units				Actual Units	
Accompl. Type:	Proposed Units			Accompl. Type:	Proposed Units	
	Actual Units				Actual Units	

CPMP Version 1.3

Grantee Name: **Rochester**

Project Name:	**Sector Funding Initiative**		
Description:	**IDIS Project #:**	**UOG Code:**	NY365544 Rochester

These funds will be used for physical improvements. The initiative will be implemented through a Request for Proposal after the plan is adopted by City Council.

Location:
City-wide

Expected Completion Date:
6/30/2006

National Objective Codes:
LMA

Priority Need Category

Select one: Public Facilities

Explanation:
Promoting Livable Communities

Project Primary Purpose:

- ☐ Help the Homeless
- ☐ Help Persons with HIV/AIDS
- ☐ Help Persons with Disabilities
- ☐ Address Public Housing Needs

Specific Objectives

1
2
3

Project-level Accomplishments

Other	**Proposed**	10		Accompl. Type:	**Proposed**	
	Underway				**Underway**	
	Complete				**Complete**	
Accompl. Type:	**Proposed**			Accompl. Type:	**Proposed**	
	Underway				**Underway**	
	Complete				**Complete**	
Accompl. Type:	**Proposed**			Accompl. Type:	**Proposed**	
	Underway				**Underway**	
	Complete				**Complete**	

Proposed Outcome	Performance Measure	Actual Outcome
Promote Livable Communties	Number of Improvements	

03 Public Facilities and Improvements (General) 570.201(c)	Matrix Codes
Matrix Codes	Matrix Codes
Matrix Codes	Matrix Codes

Program Year 1

CDBG	**Proposed Amt.**	$200,000		Fund Source:	**Proposed Amt.**	
	Actual Amount				**Actual Amount**	
Fund Source:	**Proposed Amt.**			Fund Source:	**Proposed Amt.**	
	Actual Amount				**Actual Amount**	
Other	**Proposed Units**	10		Accompl. Type:	**Proposed Units**	
	Actual Units				**Actual Units**	
Accompl. Type:	**Proposed Units**			Accompl. Type:	**Proposed Units**	
	Actual Units				**Actual Units**	

CPMP Version 1.3

Grantee Name: **Rochester**

Project Name:	**Program Management**		
Description:	**IDIS Project #:**	**UOG Code:**	NY365544 Rochester

These funds partially finance the cost of management, coordination and monitoring of federal formual grant programs.

Location:

City-wide

Expected Completion Date:

6/30/2006

National Objective Codes:

Not Applicable

Priority Need Category

Select one: Planning/Administration

Explanation:

Project Primary Purpose:

- ☐ Help the Homeless
- ☐ Help Persons with HIV/AIDS
- ☐ Help Persons with Disabilities
- ☐ Address Public Housing Needs

Specific Objectives

1. Improve the services for low/mod income persons
2.
3.

Project-level Accomplishments

Accompl. Type:	Proposed			Accompl. Type:	Proposed		
	Underway				Underway		
	Complete				Complete		
Accompl. Type:	Proposed			Accompl. Type:	Proposed		
	Underway				Underway		
	Complete				Complete		
Accompl. Type:	Proposed			Accompl. Type:	Proposed		
	Underway				Underway		
	Complete				Complete		

Proposed Outcome	Performance Measure	Actual Outcome

Matrix Codes	Matrix Codes
Matrix Codes	Matrix Codes
Matrix Codes	Matrix Codes

Program Year 1

CDBG	Proposed Amt.	$114,400	Fund Source:	Proposed Amt.	
	Actual Amount			Actual Amount	
Fund Source:	Proposed Amt.		Fund Source:	Proposed Amt.	
	Actual Amount			Actual Amount	
Accompl. Type:	Proposed Units		Accompl. Type:	Proposed Units	
	Actual Units			Actual Units	
Accompl. Type:	Proposed Units		Accompl. Type:	Proposed Units	
	Actual Units			Actual Units	

CONSOLIDATED COMMUNITY DEVELOPMENT PLAN

ANNUAL ACTION PLAN

ATTACHMENT VII

PROPOSED ACTIVITY SUMMARY

GOAL/ACTIVITY NAME	2005-06 FUNDING SOURCE					TOTAL 2005-2006
	CDBG	HOME	ESG	HOPWA	CDF	
SUPPORT NEIGHBORS BUILDING NEIGHBORHOODS						
Design Center	$123,500	$0	$0	$0	$0	$123,500
GIS Enhancements & Information Link	$70,800	$0	$0	$0	$0	$70,800
Neighborhood Initiatives	$390,500	$0	$0	$0	$0	$390,500
Planning	$223,500	$0	$0	$0	$0	$223,500
TOTAL	$808,300	$0	$0	$0	$0	$808,300
PROMOTE ECONOMIC STABILITY						
Business Assistance Program	$50,000	$0	$0	$0	$0	$50,000
Business Association Support	$140,000	$0	$0	$0	$0	$140,000
Business Support and Development - Program Delive	$106,300	$0	$0	$0	$0	$106,300
Commercial Building Renovation Program	$0	$0	$0	$0	$150,000	$150,000

CONSOLIDATED COMMUNITY DEVELOPMENT PLAN

ANNUAL ACTION PLAN

ATTACHMENT VII

PROPOSED ACTIVITY SUMMARY

GOAL/ACTIVITY NAME	2005-06 FUNDING SOURCE					TOTAL 2005-2006
	CDBG	HOME	ESG	HOPWA	CDF	
Commercial Loan Fund	$300,000	$0	$0	$0	$500,000	$800,000
Economic Development Administration - Program Deli	$211,700	$0	$0	$0	$0	$211,700
High Technology	$0	$0	$0	$0	$10,000	$10,000
Industrial Development - Program Delivery	$302,100	$0	$0	$0	$0	$302,100
Industrial Revolving Loan Fund	$800,000	$0	$0	$0	$300,000	$1,100,000
Industrial Security Matching Grant	$0	$0	$0	$0	$75,000	$75,000
MESBIC	$25,000	$0	$0	$0	$0	$25,000
Matching Grant for Architectural Services	$25,000	$0	$0	$0	$0	$25,000
Neighborhood Commercial - Program Delivery	$269,100	$0	$0	$0	$0	$269,100
Pre-Development Incentive Program	$25,000	$0	$0	$0	$0	$25,000
Security Camera / Lighting Grant	$130,000	$0	$0	$0	$0	$130,000
Signage Program	$28,700	$0	$0	$0	$0	$28,700
Targeted 50 / 50 Matching Grant Facade Program	$0	$0	$0	$0	$136,500	$136,500

CONSOLIDATED COMMUNITY DEVELOPMENT PLAN

ANNUAL ACTION PLAN

ATTACHMENT VII

PROPOSED ACTIVITY SUMMARY

GOAL/ACTIVITY NAME	2005-06 FUNDING SOURCE					TOTAL 2005-2006
	CDBG	HOME	ESG	HOPWA	CDF	
Technical Assistance Services	$90,000	$0	$0	$0	$0	$90,000
TOTAL	$2,502,900	$0	$0	$0	$1,171,500	$3,674,400
IMPROVE THE HOUSING STOCK AND						
GENERAL PROPERTY CONDITIONS						
Aging In Place Initiatives	$142,499	$0	$0	$0	$0	$142,499
Buyer Assistance	$0	$100,000	$0	$0	$25,000	$125,000
Community Housing Development Organizations	$0	$695,753	$0	$0	$0	$695,753
Culture Builds Communities	$40,000	$0	$0	$0	$0	$40,000
Emergency Assistance for City Homeowners	$250,000	$0	$0	$0	$0	$250,000
Fair Housing Activities	$300,000	$0	$0	$0	$0	$300,000
Foreclosure Prevention	$75,000	$0	$0	$0	$0	$75,000
Homebuyer Services	$75,000	$215,000	$0	$0	$140,000	$430,000

CONSOLIDATED COMMUNITY DEVELOPMENT PLAN

ANNUAL ACTION PLAN

ATTACHMENT VII

PROPOSED ACTIVITY SUMMARY

GOAL/ACTIVITY NAME	2005-06 FUNDING SOURCE					TOTAL 2005-2006
	CDBG	HOME	ESG	HOPWA	CDF	
Home Purchase Assistance	$0	$450,000	$0	$0	$0	$450,000
Home Rochester	$0	$300,000	$0	$0	$0	$300,000
Housing Development Support	$550,000	$0	$0	$0	$0	$550,000
Housing Promotion	$50,000	$0	$0	$0	$25,000	$75,000
Housing Rehabilitation - Program Delivery	$1,434,600	$0	$0	$0	$0	$1,434,600
Landlord / Tenant Services	$165,000	$0	$0	$0	$0	$165,000
Lead Hazard Reduction	$400,000	$600,000	$0	$0	$0	$1,000,000
Mortgage Default Resolution	$300,000	$0	$0	$0	$0	$300,000
Neighborhood Housing Services	$75,000	$0	$0	$0	$0	$75,000
Neighborhood Improvements	$2,125,600	$0	$0	$0	$0	$2,125,600
Rehab Rochester Program	$189,900	$400,000	$0	$0	$0	$589,900
Rental Housing Fund	$0	$1,000,000	$0	$0	$288,500	$1,288,500
Residential Assistance Program	$1,450,000	$0	$0	$0	$0	$1,450,000

CONSOLIDATED COMMUNITY DEVELOPMENT PLAN

ANNUAL ACTION PLAN

ATTACHMENT VII

PROPOSED ACTIVITY SUMMARY

GOAL/ACTIVITY NAME	2005-06 FUNDING SOURCE					TOTAL 2005-2006
	CDBG	HOME	ESG	HOPWA	CDF	
TOTAL	$7,622,599	$3,760,753	$0	$0	$478,500	$11,861,852
GENERAL COMMUNITY NEEDS						
Best II Program	$50,000	$0	$0	$0	$0	$50,000
C.A.S.H. Initiative	$20,000	$0	$0	$0	$0	$20,000
Communi - Tech Central	$100,000	$0	$0	$0	$0	$100,000
Dubois Urban Youth Training Project	$40,000	$0	$0	$0	$0	$40,000
Kid Tech	$49,000	$0	$0	$0	$0	$49,000
Emergency / Transitional Funds	$40,000	$0	$0	$0	$0	$40,000
ESG - Alternatives for Battered Women	$0	$0	$22,360	$0	$0	$22,360
ESG - Baden Street Settlement	$0	$0	$9,720	$0	$0	$9,720
ESG - Blessed Sacrament Church	$0	$0	$12,340	$0	$0	$12,340
ESG - YWCA	$0	$0	$4,860	$0	$0	$4,860

CONSOLIDATED COMMUNITY DEVELOPMENT PLAN

ANNUAL ACTION PLAN

ATTACHMENT VII

PROPOSED ACTIVITY SUMMARY

GOAL/ACTIVITY NAME	2005-06 FUNDING SOURCE					TOTAL 2005-2006
	CDBG	HOME	ESG	HOPWA	CDF	
ESG - Cameron Community Ministries	$0	$0	$5,345	$0	$0	$5,345
ESG - C. McAuley Housing / Families First	$0	$0	$13,610	$0	$0	$13,610
ESG - C. McAuley Housing / Melita House	$0	$0	$12,635	$0	$0	$12,635
ESG - Catholic Charities	$0	$0	$12,150	$0	$0	$12,150
ESG - Catholic Family Center / Emergency Services	$0	$0	$12,150	$0	$0	$12,150
ESG - Catholic Family Center / Francis Center	$0	$0	$15,395	$0	$0	$15,395
ESG - Catholic Family Center / Sanctuary House	$0	$0	$9,720	$0	$0	$9,720
ESG - Catholic Family Center / Women's Place	$0	$0	$29,160	$0	$0	$29,160
ESG - Center for Youth Services / Center House	$0	$0	$15,555	$0	$0	$15,555
ESG - Center for Youth Services - Transitional	$0	$0	$5,835	$0	$0	$5,835
ESG - Caphas Attica / Hunter House	$0	$0	$8,748	$0	$0	$8,748
ESG - Community Place / PHANS	$0	$0	$11,665	$0	$0	$11,665
ESG - Dimitri House	$0	$0	$17,500	$0	$0	$17,500

CONSOLIDATED COMMUNITY DEVELOPMENT PLAN

ANNUAL ACTION PLAN

ATTACHMENT VII

PROPOSED ACTIVITY SUMMARY

GOAL/ACTIVITY NAME	2005-06 FUNDING SOURCE					TOTAL 2005-2006
	CDBG	HOME	ESG	HOPWA	CDF	
ESG - Enriche House	$0	$0	$5,835	$0	$0	$5,835
ESG - Grace Urban Ministries / Mary Magdalene House	$0	$0	$13,610	$0	$0	$13,610
ESG - Hillside Children's Center	$0	$0	$6,805	$0	$0	$6,805
ESG - Housing Council / Homeless Prevention	$0	$0	$6,805	$0	$0	$6,805
ESG - Housing Council / School Mobility	$0	$0	$19,700	$0	$0	$19,700
ESG - RAIHN	$0	$0	$5,835	$0	$0	$5,835
ESG - Recovery House	$0	$0	$3,890	$0	$0	$3,890
ESG - Salvation Army / Booth Haven	$0	$0	$21,385	$0	$0	$21,385
ESG - Sojourner House	$0	$0	$22,360	$0	$0	$22,360
ESG - Southeast Ecumenical Ministry	$0	$0	$1,945	$0	$0	$1,945
ESG - Spiritus Christi - Jennifer House	$0	$0	$9,720	$0	$0	$9,720
ESG - St. Martin's Place	$0	$0	$8,735	$0	$0	$8,735
ESG - Togetherness in Love Community	$0	$0	$6,805	$0	$0	$6,805

CONSOLIDATED COMMUNITY DEVELOPMENT PLAN

ANNUAL ACTION PLAN

ATTACHMENT VII

PROPOSED ACTIVITY SUMMARY

GOAL/ACTIVITY NAME	2005-06 FUNDING SOURCE					TOTAL 2005-2006
	CDBG	HOME	ESG	HOPWA	CDF	
ESG - Veterans Outreach Center / Richards House	$0	$0	$16,525	$0	$0	$16,525
ESG - Volunteers of America / Homelessness Preventi	$0	$0	$9,720	$0	$0	$9,720
ESG - Volunteers of America / Emergency & Transitior	$0	$0	$7,775	$0	$0	$7,775
ESG - Wilson Commencement Park	$0	$0	$17,110	$0	$0	$17,110
HOPWA - AIDS Rochester	$0	$0	$0	$299,500	$0	$299,500
HOPWA - Action For a Better Community	$0	$0	$0	$65,500	$0	$65,500
HOPWA - Catholic Charities	$0	$0	$0	$192,800	$0	$192,800
Human Services Planning and Monitoring	$528,200	$0	$21,227	$17,200	$0	$566,627
Job Creation / Youth Development	$292,000	$0	$0	$0	$0	$292,000
Metro Council on Teen Potential	$35,000	$0	$0	$0	$0	$35,000
Northwest Youth Support	$32,000	$0	$0	$0	$0	$32,000
Quad A / Kids Neighborhood Ambassador	$37,500	$0	$0	$0	$0	$37,500
Recreation Programs - Biz Kids I	$13,900	$0	$0	$0	$0	$13,900

CONSOLIDATED COMMUNITY DEVELOPMENT PLAN

ANNUAL ACTION PLAN

ATTACHMENT VII

PROPOSED ACTIVITY SUMMARY

GOAL/ACTIVITY NAME	2005-06 FUNDING SOURCE					TOTAL 2005-2006
	CDBG	HOME	ESG	HOPWA	CDF	
Recreation Programs - Biz Kids II	$15,000	$0	$0	$0	$0	$15,000
Recreation Programs - Junior Recreation Leader	$23,900	$0	$0	$0	$0	$23,900
Rochester Fatherhood Resource Initiative	$50,000	$0	$0	$0	$0	$50,000
Teen City - Southwest	$25,000	$0	$0	$0	$0	$25,000
Youth Training Academy	$53,700	$0	$0	$0	$0	$53,700
TOTAL	$1,405,200	$0	$424,535	$575,000	$0	$2,404,735
OTHER PROGRAMS						
Indirect Costs	$605,500	$0	$0	$0	$0	$605,500
Mini - Grant Program	$25,000	$0	$0	$0	$0	$25,000
Sector Funding Initiative	$200,000	$0	$0	$0	$0	$200,000
Program Management	$114,400	$0	$0	$0	$0	$114,400
TOTAL	$944,900	$0	$0	$0	$0	$944,900

CONSOLIDATED COMMUNITY DEVELOPMENT PLAN

ANNUAL ACTION PLAN

ATTACHMENT VII

PROPOSED ACTIVITY SUMMARY

GOAL/ACTIVITY NAME	2005-06 FUNDING SOURCE					TOTAL 2005-2006
	CDBG	HOME	ESG	HOPWA	CDF	
TOTAL	$13,283,899	$3,760,753	$424,535	$575,000	$1,650,000	$19,694,187

APPENDIX A
CITIZEN PARTICIPATION PLAN

CONSOLIDATED COMMUNITY DEVELOPMENT PLAN
CITIZEN PARTICIPATION PLAN

The City of Rochester encourages citizens to participate in the planning and implementation of the Consolidated Community Development Plan. Public meetings are held at times convenient for citizens and at locations within the program's target areas that are accessible to the disabled. In addition, the City provides opportunities for citizens to submit written comments, proposals, and recommendations. It also publishes and distributes material in both English and Spanish.

To foster public involvement, the City has prepared the following Citizen Participation Plan. This effort covers the planning and implementation of the Consolidated Community Development Plan and the Section 108 Loan Guarantee Program.

Background

The Consolidated Community Development Plan is the principle planning and application document for the Community Development Block Grant Program and for other federal formula grant programs, including HOME Investment Partnerships, Emergency Shelter Grant Program and Housing Opportunities for Persons with AIDS.

The City of Rochester's Consolidated Community Development Plan consists of a strategic plan and an annual action plan. The strategic plan contains a community development needs assessment, a housing market analysis, and long term strategies to meet priority needs. The annual action plan describes specific projects and activities that will be undertaken in the coming year with federal funds to address priority needs.

The City of Rochester may also participate in the Section 108 Loan Guarantee Program. Under the program, the City of Rochester may borrow from the federal government an amount equal to five times its annual Community Development Block Grant, using the grant as security. The City may then utilize these funds for eligible activities such as acquisition, rehabilitation, and economic development.

2005-10 Consolidated Community Development Plan

The Plan is designed to build upon the progress made in prior years. In 1994, the City, in partnership with neighborhood associations, began a neighborhood planning effort known as "Neighbors Building Neighborhoods" (N.B.N.). This process involved the preparation of strategic plans and action steps for ten planning sectors. These plans were recently updated. The City Council adopted Rochester 2010: The Renaissance Plan in April 1999 which is the new Comprehensive Plan for the City. These plans set the context and direction for the Consolidated Community Development Program.

The City consults with local public agencies that assist low and moderate income persons, including City staff, State and federal agencies, neighboring local government and regional agencies. The City also consults with private agencies, including local nonprofit service providers and advocates such as the local public housing agency, health agencies, homeless service providers, nonprofit housing developers, social service agencies (including those focusing on services to children, the elderly, persons with disabilities, persons with HIV/AIDS, and persons with substance abuse problems.

There are also opportunities for citizens, nonprofit organizations, and other interested parties to review and comment on a draft action plan before its implementation.

2005-10 CONSOLIDATED COMMUNITY DEVELOPMENT PLAN/PLANNING PHASE

A. Public Meetings

Quadrant meetings will be held at the following dates and locations:

January 19, 2005	Edgerton Recreation Center
January 20, 2005	North Street Community Center
January 26, 2005	Campbell Street Recreation Center
January 27, 2005	South Avenue Recreation Center

In addition, a general meeting will be held on February 2, 2005 in City Council Chambers to provide information on the program.

B. Draft Consolidated Community Development Plan

In April 2005, a Draft Consolidated Community Development Plan will be prepared and published. In addition to the activities proposed to be undertaken, the Plan will detail the amount of federal assistance expected to be received and the range of activities that may be undertaken, including the estimated amount that will benefit persons of low and moderate income and the plans to minimize displacement of persons and to assist any persons displaced.

If as a result of a program activity, any residential displacement and relocation must occur, the City of Rochester ensures that it will develop an Anti-Displacement and Relocation Plan in connection with that project in accordance with federal regulations. Specifically, the City will comply with the anti-displacement and relocation requirements of the Uniform Relocation Act and the Housing and Community Development Act of 1974, as amended, and implementing regulations of 24 CFR Part 42.

The Plan will be available for 30 days for comment. It will be mailed to public libraries and published in a newspaper of general circulation. Copies will be available in the Department of Community Development and the Office of Communications in City Hall, which are accessible to the disabled. This Draft Plan will be submitted to City Council for its consideration.

C. Public Hearings

The City Council will hold a public hearing on the draft Consolidated Community Development Plan. At this hearing, the public is invited to comment on all phases of the Plan, including housing and community development needs, proposed activities, and program performance.

D. Plan Adoption and Submission

After the City Council adopts a Plan, it will be submitted to the United States Department of Housing and Urban Development for approval. Copies of the adopted Plan will be available in the Department of Community Development and the Office of Communications in City Hall.

E. Submission of Comments and Proposals

The public is invited to make its views on needs and priorities known, as well as proposals for specific activities. These can be submitted in writing to the Commissioner of Community Development, City Hall, Room #125-B, 30 Church Street, Rochester, New York, 14614. Responses to written submissions will be provided.

F. Technical Assistance

City staff is available upon request to help citizens and groups adequately participate in all aspects of the planning of the Consolidated Community Development Program. All requests for technical assistance should be directed to the Commissioner of Community Development, City Hall, Room #125-B, 30 Church Street, Rochester, New York, 14614.

G. Bilingual Services

This year, as in the past, bilingual services will be provided to the Hispanic community. Information handouts will be made available in Spanish, if requested. Bilingual assistance is also available upon request to help interpret information.

H. Comments and Complaints

The City will consider any comments or views of citizens received in writing or orally at public hearings in preparing the final Consolidated Community Development Plan, amendments to the Plan or the Consolidated Annual Performance and Evaluation Report. A summary of these comments or views and a summary of any comments or views not accepted and the reasons will be attached to the final Consolidated Community Development Plan, amendments to the Plan or Performance Report.

Any complaints regarding this Citizen Participation Plan or the development or implementation of the Consolidated Community Development Plan should be addressed to the Commissioner of Community Development, City Hall, Room #125-B, 30 Church Street, Rochester, New York, 14614. The City will make every reasonable effort to provide written responses within 15 days.

I. Publicity

The meetings and public hearings will be publicized through the use of newspaper ads, press releases or direct mailings to sector committees. Adequate advance notice with sufficient information about the subject will be provided to permit informed comment.

2005-06 CONSOLIDATED COMMUNITY DEVELOPMENT PLAN/IMPLEMENTATION PHASE

The implementation phase of the Plan will begin on July 1, 2005. There are also opportunities for participation in the implementation and evaluation of Plan performance.

A. Plan Implementation and Community Involvement

The first step in implementing the various activities funded by the Consolidated Community Development Plan is the appropriation of funds by City Council. Such action will take place throughout the program year.

B. Amendments

The need may arise during implementation to modify or amend the approved annual Plan. Federal regulations require the City to amend its Plan whenever it makes one of the following decisions:

- ***to make a substantial change in its allocation priorities or a substantial change in the method of distribution of funds;***
- ***to carry out an activity, using funds from any program covered by the Consolidated Plan (including program income) not previously described in the action plan; or***
- ***to change the purpose, scope, location or beneficiaries of an activity.***

The criterion that the City of Rochester uses to determine what constitutes a substantial amendment includes: increasing or decreasing an activity's budget by more than 25%; providing interim financing such as a "float loan"; transferring funds from a contingency; or a Section 108 Loan that was not described in the Plan.

Citizens will be provided 30 days to comment. The City Council will hold a public hearing prior to considering amendments to the Plan. A description of the amendment(s) will be available at the hearing.

C. Program Performance

The City of Rochester converted to the Integrated Disbursement and Information System in December 1996. The system enables the City to review a program's progress and monitor its performance on an ongoing basis.

A written Consolidated Annual Performance and Evaluation Report will be prepared annually. The report will contain a summary of resources and programmatic accomplishments, the status of actions taken to implement the strategy contained in the Consolidated Community Development Program and evaluation of progress made during the year in addressing identified priority needs and objectives.

Copies of the report will be available for review and comment for a 15-day period.

D. Records

The City of Rochester will provide reasonable and timely access to information and records relating to the Consolidated Plan and use of funds during the preceding five years, if available. Due to staff limitations, the City may not be able to analyze information and prepare specialized reports.

Copies of the following documents pertaining to the Consolidated Community Development Program and Annual Action Plan will be on file as they become available for public examination during regular business hours at the Rundel Library (Local History Division) located at 115 South Avenue and the Department of Community Development (City Hall, Room #125-B):

1. ***Citizen Participation Plan***
2. ***Draft Consolidated Community Development Plan***
3. ***Final Consolidated Community Development Plan***
4. ***Performance and Evaluation Report***

Copies of these documents are also available by request.

APPENDIX B
PRIORITY NEEDS TABLES

Jurisdiction

Housing Market Analysis

Complete cells in blue.

Housing Stock Inventory	Vacancy Rate	0 & 1 Bedroom	2 Bedrooms	3+ Bedroom	Total	Substandard Units
Affordability Mismatch						
Occupied Units: Renter		22790	16115	14330	53235	
Occupied Units: Owner		1159	6554	28045	35758	
Vacant Units: For Rent	9%	2175	1990	1095	5260	
Vacant Units: For Sale	4%	159	524	954	1637	
Total Units Occupied & Vacant		26283	25183	44424	95890	0
Rents: Applicable FMRs (in $s)		405-527	639	820		
Rent Affordable at 30% of 50% of MFI (in $s)		497	569	711		
Public Housing Units						
Occupied Units	97.5%	1284	385	609	2278	
Vacant Units	2.5%	28	13	17	58	
Total Units Occupied & Vacant		1312	398	626	2336	0
Rehabilitation Needs (in $s)		56.2%	17.0%	26.8%	5,129,697	

Housing Needs Table

Grantee:

Only complete blue sections. Do NOT type in sections other than blue.

Housing Needs - Comprehensive Housing Affordability Strategy (CHAS) Data Housing Problems

Household Income <=30% MFI			Current % of House-holds	Current Number of House-holds	3-5 Year Quantities: Year 1 Goal	Year 1 Actual	Year 2 Goal	Year 2 Actual	Year 3 Goal	Year 3 Actual	Year 4* Goal	Year 4* Actual	Year 5* Goal	Year 5* Actual	Cumulative Goal	Cumulative Actual	% of Goal	Priority Need?	Plan to Fund?	Fund Source	Households with a Disabled Member: % HSHLD	# HSHLD	Disproportionate Racial/ Ethnic Need?	# of Households in lead-Hazard Housing	Total Low Income HIV/ AIDS Population
Renter	Elderly	NUMBER OF HOUSEHOLDS	100%	3198																	100%	7409	No	TBD	
		Any housing problems	68.4	2188	8		8		8		8		8		40	0	0%	M	Y	H	77.4	5735			
		Cost Burden > 30%	67.5	2159	5		5		5		5		5		25	0	0%	M	Y	H					
		Cost Burden >50%	44.5	1424	3		3		3		3		3		15	0	0%	M	Y	H					
	Small Related	NUMBER OF HOUSEHOLDS	100%	6795																			No		
		With Any Housing Problems	91.2	6195	43		43		43		43		43		215	0	0%	H	Y	H					
		Cost Burden > 30%	90.0	6115	18		18		18		18		18		90	0	0%	H	Y	H					
		Cost Burden >50%	78.3	5320	25		25		25		25		25		125	0	0%	H	Y	H					
	Large Related	NUMBER OF HOUSEHOLDS	100%	1739																			No		
		With Any Housing Problems	92.8	1614	44		44		44		44		44		220	0	0%	H	Y	H					
		Cost Burden > 30%	90.5	1574	19		19		19		19		19		95	0	0%	H	Y	H					
		Cost Burden >50%	74.5	1295	25		25		25		25		25		125	0	0%	H	Y	H					
	All other hshold	NUMBER OF HOUSEHOLDS	100%	7565																			No		
		With Any Housing Problems	77.3	5845	43		43		43		43		43		215	0	0%	H	Y	H					
		Cost Burden > 30%	76.6	5795	18		18		18		18		18		90	0	0%	H	Y	H					
		Cost Burden >50%	67.0	5065	25		25		25		25		25		125	0	0%	H	Y	H					
Owner	Elderly	NUMBER OF HOUSEHOLDS	100%	1412																			Yes		
		With Any Housing Problems	72.0	1017	5		5		5		5		5		25	0	0%	M	Y	H					
		Cost Burden > 30%	72.0	1017	2		2		2		2		2		10	0	0%	M	Y	H					
		Cost Burden >50%	46.7	659	3		3		3		3		3		15	0	0%	M	Y	H					
	Small Related	NUMBER OF HOUSEHOLDS	100%	988																			No		
		With Any Housing Problems	86.8	858	48		48		48		48		48		240	0	0%	H	Y	H					
		Cost Burden > 30%	86.4	854	22		22		22		22		22		110	0	0%	H	Y	H					
		Cost Burden >50%	75.8	749	26		26		26		26		26		130	0	0%	H	Y	H					
	Large Related	NUMBER OF HOUSEHOLDS	100%	314																			No		
		With Any Housing Problems	84.1	264	48		48		48		48		48		240	0	0%	H	Y	H					
		Cost Burden > 30%	80.9	254	22		22		22		22		22		110	0	0%	H	Y	H					
		Cost Burden >50%	70.1	220	26		26		26		26		26		130	0	0%	H	Y	H					
	All other hshold	NUMBER OF HOUSEHOLDS	100%	665																			Yes		
		With Any Housing Problems	70.7	470	48		48		48		48		48		240	0	0%	H	Y	H					
		Cost Burden > 30%	70.7	470	22		22		22		22		22		110	0	0%	H	Y	H					
		Cost Burden >50%	66.9	445	26		26		26		26		26		130	0	0%	H	Y	H					
	Elderly	NUMBER OF HOUSEHOLDS	100%	1749																	100%	3895	No	TBD	
		With Any Housing Problems	51.7	904	20		20		20		20		20		100	0	0%	H	Y	H	64.3	2504			
		Cost Burden > 30%	50.6	885	6		6		6		6		6		30	0	0%	H	Y	H					
		Cost Burden >50%	16.0	280	14		14		14		14		14		70	0	0%	H	Y	H					

Household Income >30 to <=50% MFI	Renter	Small Related	NUMBER OF HOUSEHOLDS	100%	3915																	No
			With Any Housing Problems	76.1	2980	160	160	160	160	160	800	0	0%	H	Y	H					
			Cost Burden > 30%	73.2	2865	125	125	125	125	125	625	0	0%	H	Y	H					
			Cost Burden >50%	20.1	785	35	35	35	35	35	175	0	0%	H	Y	H					
		Large Related	NUMBER OF HOUSEHOLDS	100%	1230																	No
			With Any Housing Problems	72.8	895	189	189	189	189	189	945	0	0%	H	Y	H					
			Cost Burden > 30%	60.6	745	149	149	149	149	149	745	0	0%	H	Y	H					
			Cost Burden >50%	13.0	160	40	40	40	40	TBD	160	0	0%	H	Y	H					
		All other hshol	NUMBER OF HOUSEHOLDS	100%	3790																	No
			With Any Housing Problems	71.9	2725	188	188	188	188	188	940	0	0%	H	Y	H					
			Cost Burden > 30%	69.4	2630	150	150	150	150	150	750	0	0%	H	Y	H					
			Cost Burden >50%	13.7	520	38	38	38	38	38	190	0	0%	H	Y	H					
	Owner	Elderly	NUMBER OF HOUSEHOLDS	100%	1898																	Yes
			With Any Housing Problems	46.0	874	27	27	27	27	27	135	0	0%	H	Y	H					
			Cost Burden > 30%	45.5	864	18	18	18	18	18	90	0	0%	H	Y	H					
			Cost Burden >50%	16.0	304	9	9	9	9	9	45	0	0%	H	Y	H					
		Small Related	NUMBER OF HOUSEHOLDS	100%	1125																	Yes
			With Any Housing Problems	81.3	915	152	152	152	152	152	760	0	0%	H	Y	H					
			Cost Burden > 30%	80.4	905	78	78	78	78	78	390	0	0%	H	Y	H					
			Cost Burden >50%	39.6	445	74	74	74	74	74	370	0	0%	H	Y	H					
		Large Related	NUMBER OF HOUSEHOLDS	100%	405																	Yes
			With Any Housing Problems	85.2	345	154	154	37	TBD	TBD	345	0	0%	H	Y	H					
			Cost Burden > 30%	74.1	300	79	79	32	TBD	TBD	190	0	0%	H	Y	H					
			Cost Burden >50%	38.3	155	75	75	5	TBD	TBD	155	0	0%	H	Y	H					
		All other hshol	NUMBER OF HOUSEHOLDS	100%	679																	Yes
			With Any Housing Problems	77.2	524	152	152	152	152	152	760	0	0%	H	Y	H					
			Cost Burden > 30%	75.1	510	97	97	97	97	97	485	0	0%	H	Y	H					
			Cost Burden >50%	47.9	325	55	55	55	55	55	275	0	0%	H	Y	H					
50 to <=80% MFI	Renter	Elderly	NUMBER OF HOUSEHOLDS	100%	1218												100%	3745	No	TBD	
			With Any Housing Problems	31.4	383	0	0	0	0	0	0	0	####	L	Y	H	39.8	1491			
			Cost Burden > 30%	28.2	344	0	0	0	0	0	0	0	####	L	Y	H					
			Cost Burden >50%	9.4	115	0	0	0	0	0	0	0	####	L	Y	H					
		Small Related	NUMBER OF HOUSEHOLDS	100%	3594																	No
			With Any Housing Problems	29.5	1059	200	200	200	200	200	###	0	0%	H	Y	H					
			Cost Burden > 30%	22.8	819	196	196	196	196	196	980	0	0%	H	Y	H					
			Cost Burden >50%	0.4	15	4	4	4	4	4	20	0	0%	H	Y	H					
		Large Related	NUMBER OF HOUSEHOLDS	100%	935																	No
			With Any Housing Problems	34.8	325	0	0	0	0	0	0	0	####	L	Y	H					
			Cost Burden > 30%	13.9	130	0	0	0	0	0	0	0	####	L	Y	H					
			Cost Burden >50%	0.0	0	0	0	0	0	0	0	0	####	L	Y	H					
		other hshol	NUMBER OF HOUSEHOLDS	100%	5175																	No
			With Any Housing Problems	28.0	1450	280	225	225	225	225	###	0	0%	H	Y	H					
			Cost Burden > 30%	26.5	1370	150	125	125	125	125	650	0	0%	H	Y	H					

Household Income >E	All	Cost Burden >50%	1.5	80	130		100		100		100		100		530	0	0%	H	Y	H			
	Owner / Elderly	NUMBER OF HOUSEHOLDS	100%	2053																			No
		With Any Housing Problems	17.9	368	33		33		33		33		33		165	0	0%	H	Y	H			
		Cost Burden > 30%	17.7	364	22		22		22		22		22		110	0	0%	H	Y	H			
		Cost Burden >50%	4.6	95	11		11		11		11		11		55	0	0%	H	Y	H			
	Owner / Small Related	NUMBER OF HOUSEHOLDS	100%	2685																			No
		With Any Housing Problems	55.5	1490	219		219		219		219		219		###	0	0%	H	Y	H			
		Cost Burden > 30%	53.8	1445	190		190		190		190		190		950	0	0%	H	Y	H			
		Cost Burden >50%	7.8	210	29		29		29		29		29		145	0	0%	H	Y	H			
	Owner / Large Related	NUMBER OF HOUSEHOLDS	100%	1038																			No
		With Any Housing Problems	41.7	433	239		194		TBD		TBD		TBD		433	0	0%	H	Y	H			
		Cost Burden > 30%	27.3	283	220		63		TBD		TBD		TBD		283	0	0%	H	Y	H			
		Cost Burden >50%	2.3	24	19		5		TBD		TBD		TBD		24	0	0%	H	Y	H			
	Owner / All other hshol	NUMBER OF HOUSEHOLDS	100%	1304																			Yes
		With Any Housing Problems	66.6	869	153		153		153		153		153		765	0	0%	H	Y	H			
		Cost Burden > 30%	65.9	859	120		120		120		120		120		600	0	0%	H	Y	H			
		Cost Burden >50%	16.0	209	33		33		33		33		33		165	0	0%	H	Y	H			
		Total Any Housing Problem			###	0	###	0	###	0	###	0	###	0	###	0							
		Total 215 Renter			125		125		125		125		125										
		Total 215 Owner			187		187		187		187		187										
		Total 215			312	0	312	0	312	0	312	0	312	0									

		Total Disabled	9730
Tot. Elderly	5734	Total Lead Hazard	0
Tot. Sm. Related	34024	Total Renters	67053
Tot. Lg. Related	9016	Total Owners	20392

Rochester

Only complete blue sections.

Community Development Needs		Needs	Current	Gap	5-Year Quantities Year 1 Goal	Year 1 Actual	Year 5 Goal	Year 5 Actual	Cumulative Goal	Cumulative Actual	% of Goal	Priority Need: H, M, L	Dollars to Address	Plan to Fund? Y/N	Fund Source
	01 Acquisition of Real Property 570.201(a)	0	0	0								N		N	
	02 Disposition 570.201(b)	0	0	0								N		N	
Public Facilities and Improvements	03 Public Facilities and Improvements (General) 570.201(c)	17	17	0	17		9		53			H	$350,000	Y	CDBG
	03A Senior Centers 570.201(c)	0	0	0								N		N	
	03B Handicapped Centers 570.201(c)	0	0	0								N		N	
	03C Homeless Facilities (not operating costs) 570.201(c)	0	0	0								N		N	
	03D Youth Centers 570.201(c)	35	35	0	0		0	0	0			N	$0	N	
	03E Neighborhood Facilities 570.201(c)	1	0	1	1		0	0	1			H	$1,539,600	Y	CDBG
	03F Parks, Recreational Facilities 570.201(c)	116	116	0	0		0	0	0			L	$0	N	
	03G Parking Facilities 570.201©	7	8	1	0		0	0	0			L	$0	N	
	03H Solid Waste Disposal Improvements 570.201(c)	1	0	1	0		0	0	0			L	$0	N	
	03I Flood Drain Improvements 570.201(c)	0	0	0								L		N	
	03J Water/Sewer Improvements 570.201(c)	20	20	0	0		0	0	0			L	$0	N	
	03K Street Improvements 570.201(c)	21	20	1	1		0	0	1			H	$586,000	Y	CDBG
	03L Sidewalks 570.201(c)	20	20	0	0		0	0	0			L	$0	N	
	03M Child Care Centers 570.201(c)	0	0	0								L		N	
	03N Tree Planting 570.201(c)	453	453	0	0		0	0	0			L	$0	N	
	03O Fire Stations/Equipment 570.201(c)	16	16	0	0		0	0	0			L	$0	N	
	03P Health Facilities 570.201(c)	3	3	0	0		0	0	0			L	$0	N	
	03Q Abused and Neglected Children Facilities 570.201(c)	0	0	0								N		N	
	03R Asbestos Removal 570.201(c)	0	0	0								N		N	
	03S Facilities for AIDS Patients (not operating costs) 570.201(c)	0	0	0								N		N	
	03T Operating Costs of Homeless/AIDS Patients Programs	0	0	0								N		N	
	04 Clearance and Demolition 570.201(d)	0	0	0								N		N	
	04A Clean-up of Contaminated Sites 570.201(d)	0	0	0								N		N	
Public Services	05 Public Services (General) 570.201(e)	219999	153000	66999	126600		126600		633000	0		H	$1,595,000	Y	CDBG
	05A Senior Services 570.201(e)	7360	7360	0	0		0	0	0	0		L	$0	N	
	05B Handicapped Services 570.201(e)	23150	23150	0	0		0		0	0		L	$0	N	
	05C Legal Services 570.201(E)	10000	10000	0	0		0		0	0		L	$0	N	
	05D Youth Services 570.201(e)	23336	6500	16836	1300		1300		6500	0		H	$2,275,000	Y	CDBG
	05E Transportation Services 570.201(e)	40500	40500	0	0		0		0	0		L	$0	N	
	05F Substance Abuse Services 570.201(e)	21154	4475	16679	895		895		4475	0		H	$235,000	Y	E
	05G Battered and Abused Spouses 570.201(e)	5256	3905	1351	781		781		3905	0		H	$115,000	Y	E
	05H Employment Training 570.201(e)	11880	1250	10630	250		250		1250	0		H	$350,000	Y	CDBG
	05I Crime Awareness 570.201(e)	780	780	0	0		0		0	0		L	$0	N	
	05J Fair Housing Activities (if CDBG, then subject to 570.201(e)	0	0	0								N		N	
	05K Tenant/Landlord Counseling 570.201(e)	26563	1000	25563	1000		1000		5000	0		H	$825,000	Y	CDBG
	05L Child Care Services 570.201(e)	9437	9437	0	0		0		0	0		L	$0	N	
	05M Health Services 570.201(e)	99999	21900	78099	0		0		0	0		L	$0	N	
	05N Abused and Neglected Children 570.201(e)	2963	984	1979	0		0		0	0		L	$0	N	
	05O Mental Health Services 570.201(e)	31668	6813	24855	0		0		0	0		L	$0	N	
	05P Screening for Lead-Based Paint/Lead Hazards Poison 570.201	20633	8469	12164	0		0		0	0		L	$0	N	
	05Q Subsistence Payments 570.204	28200	24204	3996	0		0		0	0		L	$0	N	
	05R Homeownership Assistance (not direct) 570.204	0	0	0								N		N	
	05S Rental Housing Subsidies (if HOME, not part of 5% 570.204	25431	1765	23666	413		413		2065	0		H	$5,051,500.00	Y	E/CDBG/H
	05T Security Deposits (if HOME, not part of 5% Admin c	0	0	0								N		N	
	06 Interim Assistance 570.201(f)	0	0	0								N		N	
	07 Urban Renewal Completion 570.201(h)	0	0	0								N		N	
	08 Relocation 570.201(i)	0	0	0								N		N	
	09 Loss of Rental Income 570.201(j)	0	0	0								N		N	

	10 Removal of Architectural Barriers 570.201(k)	0	0	0							N		N	
	11 Privately Owned Utilities 570.201(l)	0	0	0							N		N	
	12 Construction of Housing 570.201(m)	0	0	0							N		N	
	13 Direct Homeownership Assistance 570.201(n)	8150	145	8005	145		145		725	0	H	$4,450,000	Y	H
	14A Rehab; Single-Unit Residential 570.202	2035	254	1781	254		254		1270	0	H	$17,310,000	Y	CDBG/H
	14B Rehab; Multi-Unit Residential 570.202	1095	150	945	150		150		750	0	H	$2,000,000	Y	CDBG/H
	14C Public Housing Modernization 570.202	0	0	0							H		N	
	14D Rehab; Other Publicly-Owned Residential Buildings 570.202	0	0	0							H		N	
	14E Rehab; Publicly or Privately-Owned Commercial/Indu 570.202	0	0	0							N		N	
	14F Energy Efficiency Improvements 570.202	2535	300	2235	300		300		1500	0	H	$375,000	Y	CDBG
	14G Acquisition - for Rehabilitation 570.202	2035	95	1940	95		95		475	0	H	$4,000,000	Y	H
	14H Rehabilitation Administration 570.202	15	15	0	15		15		75	0	H	$3,475,000	Y	CDBG
	14I Lead-Based/Lead Hazard Test/Abate 570.202	6457	200	6257	200		200		1000	0	H	$5,000,000	Y	CDBG/H
	15 Code Enforcement 570.202(c)	0	0	0							N			
	16A Residential Historic Preservation 570.202(d)	0	0	0							N			
	16B Non-Residential Historic Preservation 570.202(d)	0	0	0							N			
	17A CI Land Acquisition/Disposition 570.203(a)	0	0	0							N			
	17B CI Infrastructure Development 570.203(a)	0	0	0							N			
	17C CI Building Acquisition, Construction, Rehabilitat 570.203(a)	0	0	0							N			
	17D Other Commercial/Industrial Improvements 570.203(a)	0	0	0							N			
	18A ED Direct Financial Assistance to For-Profits 570.203(b)	112900	103400	9500	185		185		925	0	H	$5,625,000	Y	CDBG
	18B ED Technical Assistance 570.203(b)	1750	10	1740	10		10		50	0	H	$250,000.00	Y	CDBG
	18C Micro-Enterprise Assistance	0	0	0							N			
	19A HOME Admin/Planning Costs of PJ (not part of 5% Ad	0	0	0							M	$0		
	19B HOME CHDO Operating Costs (not part of 5% Admin ca	0	0	0							H	$0		
	19C CDBG Non-profit Organization Capacity Building	0	0	0							M	$0		
	19D CDBG Assistance to Institutes of Higher Education	0	0	0							M	$0		
	19E CDBG Operation and Repair of Foreclosed Property	0	0	0							M	$0		
	19F Planned Repayment of Section 108 Loan Principal	0	0	0							H	$0		
	19G Unplanned Repayment of Section 108 Loan Principal	0	0	0							H	$0		
	19H State CDBG Technical Assistance to Grantees	0	0	0							N			
	20 Planning 570.205	0	0	0							H	$4,016,500.00	Y	CDBG
	21A General Program Administration 570.206	0	0	0							H	$4,160,465.00	Y	C/H/E
	21B Indirect Costs 570.206	0	0	0							H	$3,027,900.00	Y	C
	21D Fair Housing Activities (subject to 20% Admin cap) 570.206	0	0	0							H	$0	Y	CDBG
	21E Submissions or Applications for Federal Programs 570.206	0	0	0							M	$0		
	21F HOME Rental Subsidy Payments (subject to 5% cap)	0	0	0							M	$0		
	21G HOME Security Deposits (subject to 5% cap)	0	0	0							M	$0		
	21H HOME Admin/Planning Costs of PJ (subject to 5% cap	0	0	0							M	$0		
	21I HOME CHDO Operating Expenses (subject to 5% cap)	10	6	4	6		6		30	0	H	$860,000	Y	H
	22 Unprogrammed Funds	0	0	0							N		$0	
HOPWA	31J Facility based housing - development	0	0	0							N		$0	
HOPWA	31K Facility based housing - operations	0	0	0							L	$0	N	
HOPWA	31G Short term rent mortgage utility payments	0	0	0							L	$0	N	
HOPWA	31F Tenant based rental assistance	380	380	0	380		380		1900	0	H	$77,806.00	Y	H
HOPWA	31E Supportive service	200	130	70	130		130		650	0	H	$440,901.00	Y	H
HOPWA	31I Housing information services	0	0	0							N	$0	N	
HOPWA	31H Resource identification	0	0	0							N	$0	N	
HOPWA	31B Administration - grantee	0	0	0							N	$0	N	
HOPWA	31D Administration - project sponsor	1	0	1	1				1	0	H	$17,250.00	Y	H

Continuum of Care Homeless Population and Subpopulations Chart

Part 1: Homeless Population	Sheltered		Un-sheltered	Total
	Emergency	Transitional		
1. Homeless Individuals	224	112	6	342
2. Homeless Families with Children	49	50	0	99
2a. Persons in Homeless with Children Families	112	118	0	230
Total (lines 1 + 2a)	336	230	6	572

Rochester

Part 2: Homeless Subpopulations	Sheltered	Un-sheltered	Total
1. Chronically Homeless	75	6	81
2. Severely Mentally Ill	190	0	190
3. Chronic Substance Abuse	227	0	227
4. Veterans	43	0	43
5. Persons with HIV/AIDS	32	0	32
6. Victims of Domestic Violence	79	0	79
7. Youth (Under 18 years of age)	6	0	6

Part 3: Homeless Needs Table: Individuals		Needs	Currently Available	Gap	5-Year Quantities										Total			Priority H, M, L	Plan to Fund? Y N	Fund Source: CDBG, HOME, HOPWA, ESG or Other
					Year 1		Year 2		Year 3		Year 4		Year 5							
					Goal	Complete	Goal	Complete	Goal	Complete	Goal	Complete	Goal	Complete	Goal	Actual	% of Goal			
Beds	Emergency Shelters	230	208	22	5	0	5	0	5	0	5	0	2	0	22	0	0%	L	N	Other
	Transitional Housing	147	133	14	3	0	3	0	3	0	3	0	2	0	14	0	0%	M	N	Other
	Permanent Supportive Housing	338	253	85	20	0	20	0	20	0	20	0	5	0	85	0	0%	H	N	Other
	Total	715	594	121	5	0	5	0	5	0	5	0	2	0	22	0	0%			Other
Chronically Homeless		81	75															H	N	Other

Part 4: Homeless Needs Table: Families		Needs	Currently Available	Gap	Year 1		Year 2		Year 3		Year 4		Year 5		Total			Priority H, M, L	Plan to Fund? Y	Fund Source: CDBG, HOME, HOPWA, ESG or Other
					Goal	Complete	Goal	Complete	Goal	Complete	Goal	Complete	Goal	Complete	Goal	Actual	% of Goal			
Beds	Emergency Shelters	148	137	11	2	0	2	0	2	0	2	0	3	0	11	0	0%	L	N	Other
	Transitional Housing	149	132	17	3	0	3	0	3	0	4	0	4	0	17	0	0%	M	N	Other
	Permanent Supportive Housing	960	752	208	40	0	40	0	40	0	40	0	48	0	208	0	0%	H	N	Other
	Total	1257	1021	236	45	0	45	45	0	0	46	0	55	0	191	45	24%			

Completing Part 1: Homeless Population. This must be completed using statistically reliable, unduplicated counts or estimates of homeless persons in sheltered and unsheltered locations at a one-day point in time. The counts must be from: (A) administrative records, (N) enumerations, (S) statistically reliable samples, or (E) estimates. The quality of the data presented in each box must be identified as: (A), (N), (S) or (E).

Completing Part 2: Homeless Subpopulations. This must be completed using statistically reliable, unduplicated counts or estimates of homeless persons in sheltered and unsheltered locations at a one-day point in time. The numbers must be from: (A) administrative records, (N) enumerations, (S) statistically reliable samples, or (E) estimates. The quality of the data presented in each box must be identified as: (A), (N), (S) or (E).

Sheltered Homeless. Count adults, children and youth residing in shelters for the homeless. "Shelters" include all emergency shelters and transitional shelters for the homeless, including domestic violence shelters, residential programs for runaway/homeless youth, and any hotel/motel/apartment voucher arrangements paid by a public/private agency because the person or family is homeless. Do not count: (1) persons who are living doubled up in conventional housing; (2) formerly homeless persons who are residing in Section 8 SRO, Shelter Plus Care, SHP permanent housing or other permanent housing units; (3) children or youth, who because of their own or a parent's homelessness or abandonment, now reside temporarily and for a short anticipated duration in hospitals, residential treatment facilities, emergency foster care, detention facilities and the like; and (4) adults living in mental health facilities, chemical dependency facilities, or criminal justice facilities.

Unsheltered Homeless. Count adults, children and youth sleeping in places not meant for human habitation. Places not meant for human habitation include streets, parks, alleys, parking ramps, parts of the highway system, transportation depots and other parts of transportation systems (e.g. subway tunnels, railroad car), all-night commercial establishments (e.g. movie theaters, laundromats, restaurants), abandoned buildings, building roofs or stairwells, chicken coops and other farm outbuildings, caves, campgrounds, vehicles, and other similar places.

Rochester

HOPWA Performance Chart 1	Needs	Current	Gap	Year 1 Outputs Households HOPWA Assistance Goal	Year 1 Outputs Households HOPWA Assistance Actual	Year 1 Outputs Households Non-HOPWA Goal	Year 1 Outputs Households Non-HOPWA Actual	Year 1 Funding HOPWA Budget	Year 1 Funding HOPWA Actual	Year 1 Funding Leveraged Non-HOPWA	Cumulative Outputs Households HOPWA Assistance Goal	Cumulative Outputs Households HOPWA Assistance Actual	Cumulative Outputs Households HOPWA Assistance % of Goal	Cumulative Outputs Households Non-HOPWA Goal	Cumulative Outputs Households Non-HOPWA Actual	Cumulative Outputs Households Non-HOPWA % of Goal	Cumulative Funding HOPWA Budget	Cumulative Funding HOPWA Actual	Cumulative Funding Leveraged Non-HOPWA	Priority Need: H, M, L	Plan to Fund? Y/N	Fund Source
Tenant-based Rental Assistance	200	130	70	110		20		$488,750			550	0	0%	100	0	0%	$488,750	0	0	H	Y	H
Short-term Rent, Mortgage and Utility payments	380	380	0	330		50		$86,250				0		250	0	0%	$86,250	0	0	H	Y	H
Facility-based Programs	0	0	0	0		0		$0			0	0		0	0		$0	0	0	L	N	N/A
Units in facilities supported with operating costs	0	0	0	0		0		$0			0	0		0	0		$0	0	0	L	N	N/A
Units in facilities developed with capital funds and placed in service during the program year	0	0	0	0		0		$0			0	0		0	0		$0	0	0	L	N	N/A
Units in facilities being developed with capital funding but not yet opened (show units of housing planned)	0	0	0	0		0		$0			0	0		0	0		$0	0	0	L	N	N/A
Stewardship (developed with HOPWA but no current operation or other costs) Units of housing subject to three- or ten-year use agreements	0	0	0	0		0		$0			0	0		0	0		$0	0	0	L	N	N/A
Adjustment for duplication of households (i.e., moving between types of housing)																						
Subtotal unduplicated number of households/units of housing assisted	580	510	70	440	0	70	0	575000	0	0		0		350	0			0	0			
Supportive Services				Outputs Individuals							Outputs Individuals											
Supportive Services in conjunction with housing activities (for households above in HOPWA or leveraged other units)	0	0	0								0	0		0	0		0	0	0			
Housing Placement Assistance				Outputs Individuals																		
Housing Information Services	0	0	0								0	0		0	0		0	0	0			
Permanent Housing Placement Services	0	0	0								0	0		0	0		0	0	0			
Housing Development, Administration, and Management Services																						
Resource Identification to establish, coordinate and develop housing assistance resources																						
Project Outcomes/Program Evaluation (if approved)																						
Grantee Administration (maximum 3% of total) (i.e., costs for general management, oversight, coordination, evaluation, and reporting)																						

Project Sponsor Administration (maximum 7% of total) (i.e., costs for general management, oversight, coordination, evaluation, and reporting)																						
Other Activity (if approved in grant agreement) Specify:																						
1	0	0	0								0	0	0	0	0	0	0	0				
2	0	0	0								0	0	0	0	0	0	0	0				
3	0	0	0								0	0	0	0	0	0	0	0				
4	0	0	0								0	0	0	0	0	0	0	0				

APPENDIX C
SECTION 3 IMPLEMENTATION PLAN

CITY OF ROCHESTER
SECTION 3 OF THE HOUSING AND URBAN DEVELOPMENT ACT
IMPLEMENTATION PLAN

BACKGROUND

Section 3 of the Housing and Urban Development Act of 1968 requires that economic opportunities generated by federally assisted housing and community development programs shall, to the greatest extent feasible, be given to low and very low income persons and to businesses that provide economic opportunities for these persons.

Section 3 makes economic development a "benefit" for all seeking assistance to find decent, safe and sanitary housing and a suitable living environment. Section 3 applies to all U.S. Department of Housing and Urban Development formula grant recipients and their contractors and covers opportunities for training, employment and contracts for work arising in connection with:

- ***housing rehabilitation;***
- ***housing construction; and***
- ***other public construction.***

The requirements of Section 3 apply to the entire project no matter whether the project is fully or partially funded federal assistance. Section 3 also applies to a contractor or subcontractor when the amount of assistance to the project exceeds $200,000 and the contract or subcontract exceeds $100,000.

POLICY

It is the policy of the City of Rochester to take affirmative steps to give preference for training and jobs to low and very low income City residents. Preference for contracts is given to business concerns which are owned (51 percent) by or which employ (30 percent) low and very low income residents.

IMPLEMENTATION PLAN

A. Contractor Utilization

1. The City of Rochester annually enters into approximately 360 contracts and subcontracts, including professional service contracts, for implementation of projects funded by federal housing and community development programs. The dollar amount of these contracts and subcontracts is approximately $7,900,000. A number of these contracts are awarded for work under Section 3 covered projects.

2. To facilitate planning and increase awareness, Section 3 covered projects will be identified in the annual Consolidated Community Development Plan.

3. The City of Rochester will take any necessary affirmative steps to assure that Section 3 business concerns are used when possible including:

   - notifying potential contractors of Section 3 requirements and incorporating a Section 3 clause in all solicitations and business concerns;
   - placing Section 3 business concerns on solicitation lists;
   - assuring that Section 3 business concerns are solicited whenever they are potential sources;
   - dividing the total project requirements, where economically feasible, into smaller tasks to permit maximum participation by Section 3 business concerns; and,
   - requiring the prime contractor, if subcontracts are to be awarded, to take similar affirmative steps.

   Section 3 business concerns that provide economic opportunities for Section 3 residents in the service area or neighborhood of the project will be given maximum priority.

4. The Economic Development Department will continue to provide financial and technical assistance to establish or expand Section 3 business concerns.

5. Continue implementation of City Council Resolution 91-25, which authorizes a policy of providing preferential treatment to local firms in the award of professional service agreements by the City of Rochester.

6. To focus on a results oriented approach, the following annual goals are established and represent minimum targets:

   - at least 10 percent of the total dollar amount of all Section 3 covered contracts for building trades work arising in connection with housing rehabilitation, housing construction, and other public construction will go to Section 3 business concerns; and
   - at least 3 percent of the total dollar amount of all other covered Section 3 contracts will go to Section 3 business concerns.

B. TRAINING AND EMPLOYMENT

The training and employment procedures would apply to all contracts and subcontracts over $100,000.

1. For each contract, a projected work force by trade would have to be submitted by the contractor. The projection should indicate the need for new employees by trade and residency of existing employees.

2. If the contractor requires new employees, Section 3 goals will be established. Maximum preference will be given to Section 3 residents residing in the service areas or neighborhood where the covered project is located. The contractor could obtain new employees from the Bureau of Human Services's Planning/Corporate and Community Relations Unit.

3. The following training and employment goals have been established:

   - 30 percent of the aggregate number of new hires for the period from July 1, 2004 to June 30, 2005 should be Section 3 residents.
   - 30 percent of the aggregate number of new hires for the period from July 1, 2005 to June 30, 2006 should be Section 3 residents.
   - 30 percent of the aggregate number of new hires for the period from July 1, 2006 to June 30, 2007 should be Section 3 residents.

Section 3 residents will be encouraged to participate in existing training and supportive services and utilize services offered by the Bureau of Human Services.

C. SECTION 3 AWARENESS

1. To increase citizen awareness, the Section 3 Implementation Plan will be appended to the Annual Consolidated Community Development Plan.

2. The City of Rochester's Section 3 goals will be publicized through meetings with community organizations, presentations as part of contractor orientation of bid requirements, incorporation of the Section 3 clause in all covered contracts and inclusion of Section 3 information in the solicitations or requests for proposals by advising prospective contractors of Section 3 requirements.

D. SECTION 3 MONITORING AND REPORTING

1. The Department of Finance will be responsible for Section 3 implementation and monitoring.

2. An annual report will be prepared for the purpose of determining the effectiveness of Section 3. The report will show the number of residents hired and the number of Section 3 business concerns receiving contracts.

3. The City will maintain records showing compliance with Section 3 including copies of advertisements, procurement procedures, solicitations, mailing lists and bid proposals, documentation of preconstruction conferences, letters to community organizations, complaints and records of contact made with unions or contractors' associations.

E. COMPLAINT PROCESS

1. Any Section 3 resident or business may file a complaint alleging noncompliance of Section 3 by the City, contractor or subcontractor. Complaints regarding the Section 3 Plan should be addressed to the Director of Finance, City Hall, Room 109-A, 30 Church Street, Rochester, New York 14614. The City will make every reasonable effort to provide a written response within 15 days.

APPENDIX D
MINORITY AND WOMEN BUSINESS ENTERPRISE OUTREACH

CONSOLIDATED COMMUNITY DEVELOPMENT PLAN MINORITY AND WOMEN'S BUSINESS ENTERPRISE OUTREACH PROCEDURES

The City of Rochester will establish and oversee a program to encourage the use of minority and women's business enterprises in connection with Consolidated Plan funded activities. To the maximum extent possible, this program will ensure the inclusion of minorities and women, and entities owned by minorities and women, including, without limitation, real estate firms, construction firms, appraisal firms, management firms, financial institutions, investment banking firms, underwriters, accountants, and providers of legal services in all contracts entered into by the City which involve assistance.

The Department of Community Development administers a number of independent MBE activities for programs financed from the Consolidated Community Development Plan and other HUD grant programs.

The MBE/WBE outreach program to be developed for Consolidated Community Development Plan funded activities will be based upon the following standards, guidelines and actions prescribed by HUD:

Outreach Standards

1) **Outreach efforts shall be undertaken in good faith and be comprehensive and continuing.**

   The City of Rochester has an impressive record in operating MBE outreach programs. Consolidated Plan outreach efforts will be expanded to include WBE activities.

2) **Outreach efforts shall be supported by a statement of public policy and commitment published in the print media of widest local circulation.**

   A public statement regarding the City's MBE/WBE policies for the Consolidated Plan will be published in the local Gannett-Rochester newspapers. Media coverage will also be encouraged through a written news release.

3) **MBE/WBE outreach efforts shall be supported by an office and/or a key, ranking staff person with oversight responsibilities and access to the chief elected official.**

   The Consolidated Community Development Plan MBE/WBE outreach efforts will be supported by the Commissioner of Community Development and the Director of Housing and Project Development.

4) **MBE/WBE outreach efforts shall be designed to use all available and appropriate public and private sector local resources.**

   The Consolidated Community Development Plan MBE/WBE outreach efforts will be coordinated through the Bureau of Housing and Project Development for housing program activities.

Outreach Guidelines

1) **Develop a systematic method for identifying and maintaining an inventory of certified MBE's and WBE's.**

The Bureau of Housing and Project Development will maintain and publish an inventory of certified MBE's and WBE's for participation in housing programs. The inventory will include the types of entities identified in the first paragraph of these procedures.

2) **Use the local media, electronic and print, to market and promote contract and business opportunities for MBE's and WBE's.**

The City will pursue a media campaign to solicit MBE & WBE participation in the Consolidated Community Development Plan.

3) **Develop information and documentary materials on contract/subcontract opportunities for MBE's and WBE's.**

The Bureau of Housing and Project Development will provide written notice of all competitive bidding to certified MBE's and WBE's.

4) **Develop solicitation and procurement procedures that facilitate opportunities for MBE's and WBE's.**

In addition to the direct solicitation procedure stated in 3), the Department of Community Development requires that at a minimum, one MBE bid out of four total bids be solicited for all Owner Occupied Rehabilitation and Investor-Owner Loan projects. Consolidated Plan procedures will be coordinated with other existing MBE/WBE solicitation efforts. All prime contractors will be required to incorporate MBE/WBE solicitation requirements.

5) **Sponsor business opportunity-related meetings, conferences, seminars, etc. with MBE's AND WBE's.**

Since 1986, the City has sponsored a technical assistance program designed to increase MBE participation in its purchasing and procurement of goods and services. The program is operated by the Urban League of Rochester, Inc. and is designed to improve MBE administrative and management capabilities. The City will explore the addition of an WBE component to the program. Seminars and meetings are conducted on a regular basis.

A meeting will be organized to advise MBE's and WBE's of contracting opportunities under the Consolidated Plan.

6) **Maintain centralized records on the use and participation of MBE's AND WBE's.**

The Department of Community Development maintains records and annually reports on MBE and WBE participation for CDBG program activities. Record keeping practices will be amended to incorporate the Consolidated Plan.

APPENDIX E
HOME PROGRAM

HOME PROGRAM
AFFIRMATIVE MARKETING REQUIREMENTS AND PROCEDURES FOR MULTIPLE FAMILY HOUSING

The City of Rochester will require that the owners of all HOME-assisted housing containing five (5) or more units shall affirmatively market said units to attract eligible persons from all racial, ethnic, and gender groups in the housing market area. The City will annually assess the affirmative marketing program to determine the success of the affirmative marketing activities and the need for any necessary corrective measures.

The owner will make good faith efforts to affirmatively market the units in accordance with the following procedures:

A. **Fair Housing Information**

1. The owner and the City shall agree upon an initial affirmative marketing strategy.

2. The owner shall prominently display a federal Fair Housing poster in his/her rental office.

3. The owner shall direct all Fair Housing questions from applicants to the City.

B. **Marketing Strategy**

1. The owner and the City shall agree upon an initial affirmative marketing strategy.

2. The strategy shall establish occupancy goals for the units based upon the demographic characteristics of the market area.

3. The strategy shall describe the specific marketing and outreach activities to be employed by the owners.

4. The marketing strategy may be amended, upon the written approval of the City, to reflect changed market conditions.

C. **Marketing Contacts**

1. The owner may utilize printed and/or electronic (radio and television) news media to advertise the availability of the units.

2. The owner may utilize local newspapers of general circulation, local magazines, newsletters of neighborhood organizations and housing advocacy organizations, or other approved publications which are known to circulate among low income populations for the placement of written advertisements.

3. The owner shall contact and provide information to any groups or individuals known or believed to be interested in the availability of the affordable rental units.

D. **Targeted Outreach**

1. The owner shall undertake specific efforts to inform and solicit rental applications from persons in the housing market area who are not likely to apply for the housing without specified outreach. These efforts may be directed toward non-English speaking populations, the developmentally or physically disabled, or other low income populations unlikely to become informed about the availability of the units through the efforts required in paragraph C above.

2. Specialized outreach efforts may be undertaken through direct contact or contacts with organizations known to represent the interests of the population of special concern, e.g. community or advocacy organizations, places of worship, employment centers, fair housing groups, housing counseling agencies, neighborhood health centers, and government agencies delivering services to the populations of special concerns.

E. **Record Keeping**

1. The owner shall maintain a copy of the approved marketing strategy.

2. The owner shall maintain records documenting specific efforts taken in accordance with paragraphs A, B, C, and D.

3. The owner shall annually report to the City on the activities and results of this affirmative marketing effort and shall make all affirmative marketing records available to the City at its request.

4. Affirmative marketing files shall include copies of advertisements; the racial, ethnic, and gender characteristics of potential tenants (applicants) who respond to the ad; and the characteristics of the tenants who actually rented the units.

F. **Annual Assessment**

1. The City will independently evaluate and assess the adequacy of the owner's affirmative marketing efforts on an annual basis.

2. The annual assessment will be based upon a number of factors, including but not limited to: consistency with the approved marketing strategy; the owner's success in meeting occupancy goals; the cumulative number of vacancy days; the number of rental applications generated from targeted groups; and the extent to which handicap-accessible units, if any, are occupied by the people for whom they were designed to serve.

3. When it can be determined that affirmative marketing efforts have been limited or unsuccessful, the City will require changes to improve their effectiveness.

In furtherance of the City's commitment to non-discrimination and equal opportunity in housing, it is the City's affirmative marketing goal to assure that individuals who normally might not apply for vacant rental units because of their race, color, ethnicity, religion, sex, handicap, or familial status be made aware of vacancies in housing units funded through the HOME program; feel welcome to apply; and have the opportunity to rent the units.

This policy will be carried out through the affirmative marketing procedures set forth in Section I above and through the following direct actions:

A. The City will inform the public about: its affirmative marketing policy under the HOME program; the Fair Housing Act; Title VI of the Civil Rights Act of 1964; Executive Order 11063, as amended; and Section 504 of the Rehabilitation Act of 1973.

B. The City will carry out "A" above by : the placement of public notices in local newspapers of general circulation; the placement of public service announcements through electronic media; the distribution of printed materials; and through community contacts.

HOME PROGRAM
HOME BUYER RESALE and SUBSIDY RECAPTURE GUIDELINES

A low income homeowner assisted with HOME funding may resell the assisted home, subject to the conditions specified in either Option I or Option II below, as determined by the City of Rochester.

OPTION I: RESALE

A. The assisted homeowner shall be entitled to a fair return on his/her investment, including any capital improvements which may have been made to the subject property. However, the homeowner is not guaranteed a return on his/her investment through the HOME Program. The return on investment will be dictated by market conditions at the time of the sale. The return on investment shall be considered fair if it does not exceed the value of the homeowner's original equity investment plus closing costs incurred in the resale, plus a rate of property appreciation which does not exceed the average rate of appreciation for residential properties of the same type as established by the City Assessor for the period of ownership, plus the value of any capital improvements which may have been made to the subject property.

B. The homeowner shall be required to repay a portion of the HOME funds used to assist the homeowner with the original purchase of the home on a pro-rated basis in accordance with the following schedule:

Equal to/ More Than	Less Than	Repayment Factor
1 day	60 months	100%
60 months	66 months	90%
66 months	72 months	80%
72 months	78 months	70%
78 months	84 months	60%
84 months	90 months	50%
90 months	96 months	40%
96 months	102 months	30%
102 months	108 months	20%
108 months	120 months	10%
120 months	_	0

C. The portion of the HOME assistance (subsidy) to be repaid and to which the repayment schedule applies shall be that amount which was required to reduce the cost of the home to the homeowner such that it was determined affordable. A second mortgage in that amount shall be placed against the property. The affordability determination shall be made by utilizing 30% of gross family income to cover the cost of principal, interest, taxes, and insurance. The amount of subsidy required to establish affordability shall be the difference between the appraised value of the property at the time of purchase and the sales price, plus any amount of HOME funds used to assist the homeowner with down payment and closing costs.

D. The HOME-assisted property must be resold to a low income family that will use the property as its principal residence.

E. A low income buyer may assume the homeowner's HOME subsidy repayment obligations with the City's approval.

F. The property must continue to be considered affordable to a reasonable range of low income home buyers such that they would not expend more than 30 percent of their gross income toward the cost of principal, interest, taxes, and insurance.

G. The requirement of affordability shall be employed for a period of 10 years from the original date of sale of the home to the homeowner (seller). In the event that the homeowner purchased the property utilizing a HUD-insured mortgage, the period of affordability shall be equal to the term of the HUD-insured mortgage.

H. Notwithstanding the provisions of I.G. above, the affordability restrictions shall terminate upon occurrence of any of the following termination events:

1. Foreclosure;
2. Transfer in lieu of foreclosure; or
3. Assignment of an FHA insured mortgage to HUD.

However, the affordability restrictions shall be revived according to their original terms if, during the original affordabiltiy period, the owner of record before the termination event, or any entity that includes the former owner or those with whom the former owner has or had family or business ties, obtains an ownership in the project or property.

I. In the event that the HOME-assisted homeowner wishes to sell the assisted home, the City of Rochester shall be afforded the right of first refusal to purchase the subject property.

J. The provisions of paragraphs I.D, F, G, H, and I shall be incorporated as deed covenants and the provisions of paragraph B shall be set forth in a promissory note secured by a mortgage upon the property.

OPTION II: SUBSIDY RECAPTURE

A. The City shall determine the amount of the HOME investment (subsidy) pursuant to I.C. above. A second mortgage in the amount of the HOME subsidy shall be placed against the property. In making its subsidy determination, the City shall subtract the purchase price of the property from its appraised value. The amount of HOME subsidy to be repaid shall also include any amount used to assist the homeowner with down payment and closing cost.

B. The homeowner shall repay from the net proceeds, the full amount of the HOME subsidy that enabled him/her to buy the home, except as provided in II.C below. Net proceeds means the sales price minus the first mortgage repayment and closing costs.

C. If the net proceeds are not sufficient to recapture the full HOME subsidy plus enable the homeowner to recover the amount of the homeowner's down payment, principal payments, and the value of any capital improvement investment, the City may reduce the amount to be repaid on a prorata basis, considering the time the homeowner has owned and occupied the property measured against the required affordability period, in accordance with the schedule contained in I.B. above.

In any event, the homeowner shall not recover from the net proceeds, more than the amount of his/her down payment, principal payments and the value of any capital improvement investment.

The period of affordability shall either be ten (10) years from the date of sale to the homeowner; or in the event that the homeowner purchased the property utilizing a HUD-insured mortgage, the term of the HUD-insured mortgage.

The provisions of paragraphs II.B, C, D, and E shall be incorporated as deed covenants.

APPENDIX F
ROCHESTER HOUSING AUTHORITY - CAPITAL FUND PROGRAM

Annual Statement
Capital Fund Program and Capital Fund Program Replacement Housing Factor (CFP/CFPRHF) Part I: Summary

PHA Name:	Grant Type and Number	Federal FY of Grant:
Rochesster Housing Authority	Capital Fund Program Grant No. NY06P04150104 Replacement Housing Factor Grant No:	2004

[X] Original Annual Statement
[ ] Reserve for Disasters/Emergencies
[ ] Revised Annual Statement (revision no:)
[ ] Performance and Evaluation Report for Period Ending: 3/31/02
[ ] Final Performance and Evaluation Report

Line No.	Summary by Development Account		Total Estimated Cost		Total Actual Cost	
			Original			
1	Total Non-CFP Funds					
2	1406	Operations	$85,000.00			
3	1408	Management Improvements	$475,000.00			
4	1410	Administration	$400,000.00			
5	1411	Audit	$0.00			
6	1415	Liquidated Damages	$0.00			
7	1430	Fees and Costs	$70,000.00			
8	1499	Site Acquisition	$0.00			
9	1450	Site Improvement	$948,177.00			
10	1460	Dwelling Structures	$2,941,520.00			
11	1465.1	Dwelling Equipment-Nonexpendable	$0.00			
12	1470	Nondwelling Structures	$210,000.00			
13	1475	Nondwelling Equipment	$0.00			
14	1485	Demolition	$0.00			
15	1490	Replacement Reserve	$0.00			
16	1492	Moving to Work Demonstration	$0.00			
17	1495.1	Relocation Cost	$0.00			
18	1499	Development Activities	$0.00			
19	1501	Collateralization or Debt Service	$0.00			
20	1502	Contingency	$0.00			
21	**Amount of Annual Grant: (sum of lines 2-20)**		$5,129,697.00			
22	Amount of line 21 Related to LBP Activities		$0.00			
23	Amount of line 21 Related to Section 504 Compliance		$0.00			
24	Amount of line 21 Related to Security -- Soft Costs		$0.00			
25	Amount of line 21 Related to Security -- Hard Costs		$0.00			
26	Amount of line 21 Related to Energy Conservation Measures		$0.00			

Thomas F. McHugh
Executive Director

Joan K. Spilman

APPENDIX G
NOTICE OF PUBLIC HEARING

Publish on April 9, 2005

LEGAL NOTICE
CITY OF ROCHESTER
CONSOLIDATED COMMUNITY DEVELOPMENT PLAN

The City of Rochester has prepared a Draft Consolidated Community Development Plan for the period from July 1, 2005 to June 30, 2010. Citizens, public agencies and other interested parties are invited to examine its contents and to submit comments.

Purpose: The Consolidated Community Development Plan is the principal planning and application document for the Community Development Block Grant Program and for other federal formula grant programs, including HOME Investment Partnerships, Emergency Shelter Grant Program, American Dream Down payment Initiative and Housing Opportunities for Persons with AIDS.

Contents: The Consolidated Community Development Plan consists of a strategic plan and an annual action plan. The strategic plan contains a community development needs assessment, a housing market analysis and long term strategies to meet priority needs. The annual action plan describes specific projects and activities that will be undertaken in the coming year with federal funds to address priority needs.

Funding: The amount of federal revenue available to address the priority needs and strategies is estimated to be $19,694,187. These funds will be used for the following purposes:

PURPOSE: Neighbors Building Neighborhoods
AMOUNT: $808,300

PURPOSE: Promote Economic Stability
AMOUNT: $3,674,400

PURPOSE: Improve Housing Stock/General Property Conditions
AMOUNT: $11,861,852

PURPOSE: Respond To General Community Needs
AMOUNT: $2,404,735

PURPOSE: Other Programs
AMOUNT: $944,900

Total: $19,694,187

Plan Availability:

Copies of the plan are available at the following locations:

Department of Community Development
City Hall, Room 125B
30 Church Street
Rochester, NY 14614

Office of the City Clerk
City Hall, Room 300-A
30 Church Street
Rochester, NY 14614

Rundell Public Library
Central Library
Rundell memorial Building
115 South Avenue
Rochester, NY 14604

Public Comment:

Comments should be submitted to the Assistant to the Commissioner of Community Development, City Hall, Room 125-B, 30 Church Street, Rochester, NY 14614 by May 10, 2005.

Public Hearing:

A public hearing on the Draft 2005 Consolidated Community Development Plan will take place at a meeting of the Council of the City of Rochester to be held in the Council Chambers, Third Floor, City Hall, 30 Church Street, Rochester, New York 14614, on the 10th day of May 2005 at 8:00 P.M. The hearing will consider the Draft Consolidated Community Development Plan, including the City Development Fund and annual performance report on the 2003-04 Consolidated Community Development Plan Program Year.

Visit DemocratandChronicle

4900 Legals

LEGAL NOTICE

CITY OF ROCHESTER CONSOLIDATED COMMUNITY DEVELOPMENT PLAN

The City of Rochester has prepared a Draft Consolidated Community Development Plan for the period from July 1, 2005 to June 30, 2010. Citizens, public agencies and other interested parties are invited to examine its contents and to submit comments.

Purpose: The Consolidated Community Development Plan is the principal planning and application document for the Community Development Block Grant Program and for other federal formula grant programs, including HOME Investment Partnerships, Emergency Shelter Grant Program, American Dream Down payment Initiative and Housing Opportunities for Persons with AIDS.

Contents: The Consolidated Community Development Plan consists of a strategic plan and an annual action plan. The strategic plan contains a community development needs assessment, a housing market analysis and long term strategies to meet priority needs. The annual action plan describes specific projects and activities that will be undertaken in the coming year with federal funds to address priority needs.

Funding: The amount of federal revenue available to address the priority needs and strategies is estimated to be $19,694,187. These funds will

4900 Legals

be used for the following purposes:

PURPOSE: Neighbors Building Neighborhoods
AMOUNT: $808,300
PURPOSE: Promote Economic Stability
AMOUNT: $3,674,400
PURPOSE: Improve Housing Stock/General Property Conditions
AMOUNT: $11,861,852
PURPOSE: Respond To General Community Needs
AMOUNT: $2,404,735
PURPOSE: Other Programs
AMOUNT: $944,900
Total: $19,694,187

Plan Availability:
Copies of the plan are available at the following locations:
Department of Community Development
City Hall, Room 125B
30 Church Street Rochester, NY 14614
Office of the City Clerk
City Hall, Room 300-A
30 Church Street Rochester, NY 14614
Rundell Public Library
Central Library
Rundell memorial Building
115 South Avenue Rochester, NY 14604

Public Comment: Comments should be submitted to the Assistant to the Commissioner of Community Development, City Hall, Room 125-B, 30 Church Street, Rochester, NY 14614 by May 10, 2005.

Public Hearing:
A public hearing on the Draft 2005 Consolidated Community Development Plan will take

4900 Legals

place at a meeting of the Council of the City of Rochester to be held in the Council Chambers, Third Floor, City Hall, 30 Church Street, Rochester, New York 14614, on the 10th day of May 2005 at 8:00 PM. The hearing will consider the Draft Consolidated Community Development Plan, including the City Development Fund and annual performance report on the 2003-04 Consolidated Community Development Plan Program Year. 1xWUC

LEGAL NOTICE

Notice of Public Meeting

The Stormwater Coalition of Monroe County will hold a public meeting on the Federal Phase II Stormwater Regulations on April 19, 2005 at 7 PM at the Penfield Town Hall, 3100 Atlantic Ave. The meeting will include an overview of the regulations and opportunities for residents to become involved in protecting water quality. Draft annual reports outlining stormwater accomplishments for the previous year will be available for public review and comment. Residents not able to attend the meeting may direct their comments to their town/village stormwater program coordinator. Residents of the City of Rochester may direct their comments to Harry Reiter at 760-7523. The final reports may be accessed through the Stormwater Coalition website at www.thestormwatercoalition.org after June 1, 2005.
wul

490

LEG
SUPPL
Index
D/O/F:
SUPRE
STATE
COUNT

DEUTS
TRUST
CUSTO
FKA B
PANY

ALMA
either
wives,
next o
tors, a
lienors
sons h
by or
VIN b
lien o
title o
premis
plaint
husba
owers
whose
plaint
ALRY
ES, L
CAVAL
EE OF
New
Ameri
"JOHN
DOES
titious
possib
of pre
other
claim

APPENDIX H
LOCAL LEGISLATION

City of Rochester

City Clerks Office

Certified Ordinance

Rochester, N.Y., _____

TO WHOM IT MAY CONCERN:

I hereby certify that the following is a true copy of an ordinance which was duly passed by the Council of the City of Rochester on **May 10, 2005** and **Approved** by the Mayor of the City of Rochester, and was deemed duly adopted on **May 11, 2005** in accordance with the applicable provisions of law.

Ordinance No. 2005-107

Approving The Consolidated Community Development Plan/2005-06 Annual Action Plan, As Amended

WHEREAS, there is pending before this Council the Draft Consolidated Community Development Plan/2005-06 Annual Action Plan to be financed with $19,694,187 available to the City of Rochester from the Community Development Block Grant, HOME Program, Emergency Shelter Grant Program, Housing Opportunities for Persons with AIDS Program, and Urban Development Action Grant loan and interest repayments; and

WHEREAS, the proposed plan was prepared according to a Citizen Participation Plan and reflects public comments and consultations; and

WHEREAS, the City Council has reviewed the needs, strategies and proposed actions with City staff; and

WHEREAS, the City Council conducted a public hearing on the Draft Consolidated Community Development Plan/2005-06 Annual Action Plan and the needs, strategies, proposed actions and annual performance; and

WHEREAS, the City Council has reviewed the public comments and recommendations;

NOW, THEREFORE, BE IT ORDAINED, by the Council of the City of Rochester as follows:

Section 1. The Council hereby adopts the Draft Consolidated Community Development Plan/2005-06 Annual Action Plan, as amended in legislation approving the Emergency Shelter Grant Program and the Rochester Fatherhood Resource Initiative Program adopted at this meeting.

Section 2. The Mayor is hereby directed to prepare detailed programs and specifications for the various actions and to submit said plans to City Council for approval prior to implementation.

Section 3. This ordinance shall take effect immediately.

Underlined material added.

Passed by the following vote:

Ayes - President Giess, Councilmembers Curran, Douglas, Mains, McFadden, Norwood, Pritchard, Santiago, Stevenson - 9.

Nays - None - 0.

Attest Carolee A. Conklin
City Clerk

City of Rochester

City Clerks Office

Certified Ordinance

Rochester, N.Y., _____

TO WHOM IT MAY CONCERN:

I hereby certify that the following is a true copy of an ordinance which was duly passed by the Council of the City of Rochester on **May 10, 2005** and **Approved** by the Mayor of the City of Rochester, and was deemed duly adopted on **May 11, 2005** in accordance with the applicable provisions of law.

Ordinance No. 2005-108

Authorizing Submission Of The Consolidated Community Development Plan/2005-06 Annual Action Plan And Execution Of The Grant Agreement With The United States Department Of Housing And Urban Development, As Amended

BE IT ORDAINED, by the Council of the City of Rochester as follows:-

Section 1. The Mayor is hereby authorized to submit the Consolidated Community Development Plan/2005-06 Annual Action Plan, as amended, to the United States Department of Housing and Urban Development. The Mayor is hereby further authorized to execute a grant agreement with the United States Department of Housing and Urban Development for the Program Year beginning July 1, 2005.

Section 2. This ordinance shall take effect immediately.

Underlined material added.

Passed by the following vote:

Ayes - President Giess, Councilmembers Curran, Douglas, Mains, McFadden, Norwood, Pritchard, Santiago, Stevenson - 9.

Nays - None - 0.

Attest Caralee A. Conklin
City Clerk

APPENDIX I
CERTIFICATIONS

CERTIFICATIONS

In accordance with the applicable statutes and the regulations governing the consolidated plan regulations, the jurisdiction certifies that:

Affirmatively Further Fair Housing – The jurisdiction will affirmatively further fair housing, which means it will conduct an analysis of impediments to fair housing choice within the jurisdiction, take appropriate actions to overcome the effects of any impediments identified through that analysis, and maintain records reflecting that analysis and actions in this regard.

Anti-displacement and Relocation Plan – It will comply with the acquisition and relocation requirements of the Uniform Relocation Assistance and Real Property Acquisition Policies Act of 1970, as amended, and implementing regulations at 49 CFR 24; and it has in effect and is following a residential antidisplacement and relocation assistance plan required under section 104(d) of the Housing and Community Development Act of 1974, as amended, in connection with any activity assisted with funding under the CDBG or HOME programs.

Drug Free Workplace -- It will or will continue to provide a drug-free workplace by:

1. Publishing a statement notifying employees that the unlawful manufacture, distribution, dispensing, possession, or use of a controlled substance is prohibited in the grantee's workplace and specifying the actions that will be taken against employees for violation of such prohibition;

2. Establishing an ongoing drug-free awareness program to inform employees about -

   (a) The dangers of drug abuse in the workplace;
   (b) The grantee's policy of maintaining a drug-free workplace;
   (c) Any available drug counseling, rehabilitation, and employee assistance programs; and
   (d) The penalties that may be imposed upon employees for drug abuse violations occurring in the workplace;

3. Making it a requirement that each employee to be engaged in the performance of the grant be given a copy of the statement required by paragraph 1;

4. Notifying the employee in the statement required by paragraph 1 that, as a condition of employment under the grant, the employee will -

   (a) Abide by the terms of the statement; and

   (b) Notify the employer in writing of his or her conviction for a violation of a criminal drug statute occurring in the workplace no later than five calendar days after such conviction;

5. Notifying the agency in writing, within ten calendar days after receiving notice under subparagraph 4(b) from an employee or otherwise receiving actual notice of such conviction. Employers of convicted employees must provide notice, including position title, to every grant officer or other designee on whose grant activity the convicted employee was working, unless the Federal agency has designated a central point for the receipt of such notices. Notice shall include the identification number(s) of each affected grant;

6. Taking one of the following actions, within 30 calendar days of receiving notice under subparagraph 4(b), with respect to any employee who is so convicted -

(a) Taking appropriate personnel action against such an employee, up to and including termination, consistent with the requirements of the Rehabilitation Act of 1973, as amended; or

(b) Requiring such employee to participate satisfactorily in a drug abuse assistance or rehabilitation program approved for such purposes by a Federal, State, or local health, law enforcement, or other appropriate agency;

7. Making a good faith effort to continue to maintain a drug-free workplace through implementation of paragraphs 1, 2, 3, 4, 5 and 6.

Anti-Lobbying -- To the best of the jurisdiction's knowledge and belief:

1. No Federal appropriated funds have been paid or will be paid, by or on behalf of it, to any person for influencing or attempting to influence an officer or employee of any agency, a Member of Congress, an officer or employee of Congress, or an employee of a Member of Congress in connection with the awarding of any Federal contract, the making of any Federal grant, the making of any Federal loan, the entering into of any cooperative agreement, and the extension, continuation, renewal, amendment, or modification of any Federal contract, grant, loan, or cooperative agreement;

2. If any funds other than Federal appropriated funds have been paid or will be paid to any person for influencing or attempting to influence an officer or employee of any agency, a Member of Congress, an officer or employee of Congress, or an employee of a Member of Congress in connection with this Federal contract, grant, loan, or cooperative agreement, it will complete and submit Standard Form-LLL, "Disclosure Form to Report Lobbying," in accordance with its instructions; and

3. It will require that the language of paragraph 1 and 2 of this anti-lobbying certification be included in the award documents for all subawards at all tiers (including subcontracts, subgrants, and contracts under grants, loans, and cooperative agreements) and that all subrecipients shall certify and disclose accordingly.

Authority of Jurisdiction -- The consolidated plan is authorized under State and local law (as applicable) and the jurisdiction possesses the legal authority to carry out the programs for which it is seeking funding, in accordance with applicable HUD regulations.

Consistency with plan -- The housing activities to be undertaken with CDBG, HOME, ESG, and HOPWA funds are consistent with the strategic plan.

Section 3 -- It will comply with section 3 of the Housing and Urban Development Act of 1968, and implementing regulations at 24 CFR Part 135.

5-6-05

Signature/Authorized Official Date

Title

Specific CDBG Certifications

The Entitlement Community certifies that:

Citizen Participation -- It is in full compliance and following a detailed citizen participation plan that satisfies the requirements of 24 CFR 91.105.

Community Development Plan -- Its consolidated housing and community development plan identifies community development and housing needs and specifies both short-term and long-term community development objectives that provide decent housing, expand economic opportunities primarily for persons of low and moderate income. (See CFR 24 570.2 and CFR 24 part 570)

Following a Plan -- It is following a current consolidated plan (or Comprehensive Housing Affordability Strategy) that has been approved by HUD.

Use of Funds -- It has complied with the following criteria:

1. Maximum Feasible Priority. With respect to activities expected to be assisted with CDBG funds, it certifies that it has developed its Action Plan so as to give maximum feasible priority to activities which benefit low and moderate income families or aid in the prevention or elimination of slums or blight. The Action Plan may also include activities which the grantee certifies are designed to meet other community development needs having a particular urgency because existing conditions pose a serious and immediate threat to the health or welfare of the community, and other financial resources are not available);

2. Overall Benefit. The aggregate use of CDBG funds including section 108 guaranteed loans during program year(s) 1, _____ (a period specified by the grantee consisting of one, two, or three specific consecutive program years), shall principally benefit persons of low and moderate income in a manner that ensures that at least 70 percent of the amount is expended for activities that benefit such persons during the designated period;

3. Special Assessments. It will not attempt to recover any capital costs of public improvements assisted with CDBG funds including Section 108 loan guaranteed funds by assessing any amount against properties owned and occupied by persons of low and moderate income, including any fee charged or assessment made as a condition of obtaining access to such public improvements.

   However, if CDBG funds are used to pay the proportion of a fee or assessment that relates to the capital costs of public improvements (assisted in part with CDBG funds) financed from other revenue sources, an assessment or charge may be made against the property with respect to the public improvements financed by a source other than CDBG funds.

   The jurisdiction will not attempt to recover any capital costs of public improvements assisted with CDBG funds, including Section 108, unless CDBG funds are used to pay the proportion of fee or assessment attributable to the capital costs of public improvements financed from other revenue sources. In this case, an assessment or charge may be made against the property with respect to the public improvements financed by a source other than CDBG funds. Also, in the case of properties owned and occupied by moderate-income (not low-income) families, an assessment or charge may be made against the property for public improvements financed by a source other than CDBG funds if the jurisdiction certifies that it lacks CDBG funds to cover the assessment.

Excessive Force -- It has adopted and is enforcing:

1. A policy prohibiting the use of excessive force by law enforcement agencies within its jurisdiction against any individuals engaged in non-violent civil rights demonstrations; and

2. A policy of enforcing applicable State and local laws against physically barring entrance to or exit from a facility or location which is the subject of such non-violent civil rights demonstrations within its jurisdiction;

Compliance With Anti-discrimination laws – The grant will be conducted and administered in conformity with title VI of the Civil Rights Act of 1964 (42 USC 2000d), the Fair Housing Act (42 USC 3601-3619), and implementing regulations.

Lead-Based Paint -- Its activities concerning lead-based paint will comply with the requirements of 24 CFR Part 35, subparts A, B, J, K and R;

Compliance with Laws -- It will comply with applicable laws.

5-6-05

Signature/Authorized Official Date

MAYOR

Title

Specific HOME Certifications

The HOME participating jurisdiction certifies that:

Tenant Based Rental Assistance -- If the participating jurisdiction intends to provide tenant-based rental assistance:

> The use of HOME funds for tenant-based rental assistance is an essential element of the participating jurisdiction's consolidated plan for expanding the supply, affordability, and availability of decent, safe, sanitary, and affordable housing.

Eligible Activities and Costs -- it is using and will use HOME funds for eligible activities and costs, as described in 24 CFR § 92.205 through 92.209 and that it is not using and will not use HOME funds for prohibited activities, as described in § 92.214.

Appropriate Financial Assistance -- before committing any funds to a project, it will evaluate the project in accordance with the guidelines that it adopts for this purpose and will not invest any more HOME funds in combination with other Federal assistance than is necessary to provide affordable housing;

William [illegible] 5-6-05

Signature/Authorized Official Date

MAYOR

Title

LOCAL GOVERNMENT GRANTEE

FY 2005 EMERGENCY SHELTER GRANTS PROGRAM

CERTIFICATIONS BY THE CHIEF EXECUTIVE OFFICER

I, WILLIAM A. JOHNSON, JR., _____, Chief Executive Officer of the CITY of ROCHESTER, certify that the local government will ensure the provision of the matching supplemental funds required by the regulation at 24 *CFR* 576.51. I have attached to this certification a description of the sources and amounts of such supplemental funds.

I further certify that the local government will comply with:

(1) The requirements of 24 *CFR* 576.53 concerning the continued use of buildings for which Emergency Shelter Grants are used for rehabilitation or conversion of buildings for use as emergency shelters for the homeless; or when funds are used solely for operating costs or essential services.

(2) The building standards requirement of 24 *CFR* 576.55.

(3) The requirements of 24 *CFR* 576.56, concerning assurances on services and other assistance to the homeless.

(4) The requirements of 24 *CFR* 576.57, other appropriate provisions of 24 *CFR* Part 576, and other applicable federal laws concerning nondiscrimination and equal opportunity.

(5) The requirements of 24 *CFR* 576.59(b) concerning the Uniform Relocation Assistance and Real Property Acquisition Policies Act of 1970.

(6) The requirement of 24 *CFR* 576.59 concerning minimizing the displacement of persons as a result of a project assisted with these funds.

(7) The requirements of 24 *CFR* Part 24 concerning the Drug Free Workplace Act of 1988.

(8) The requirements of 24 *CFR* 576.56(a) and 576.65(b) that grantees develop and implement procedures to ensure the confidentiality of records pertaining to any individual provided family violence prevention or treatment services under any project assisted with ESG funds and that the address or location of any family violence shelter project will not be made public, except with written authorization of the person or persons responsible for the operation of such shelter.

(9) The requirement that recipients involve themselves, to the maximum extent practicable and where appropriate, homeless individuals and families in policymaking, renovating, maintaining, and operating facilities assisted under the ESG program, and in providing services for occupants of these facilities as provided by 24 *CFR* 76.56.

(10) The requirements of 24 *CFR* 576.57(e) dealing with the provisions of, and regulations and procedures applicable with respect to the environmental review responsibilities under the National Environmental Policy Act of 1969 and related authorities as specified in 24 *CFR* Part 58.

(11) The requirements of 24 *CFR* 576.21(a)(4) providing that the funding of homeless prevention activities for families that have received eviction notices or notices of termination of utility services will meet the requirements that: (A) the inability of the family to make the required payments must be the result of a sudden reduction in income; (B) the assistance must be necessary to avoid eviction of the family or termination of the services to the family; (C) there must be a reasonable prospect that the family will be able to resume payments within a reasonable period of time; and (D) the assistance must not supplant funding for preexisting homeless prevention activities from any other source.

(12) The new requirement of the McKinney-Vento Act (42 *USC* 11362) to develop and implement, to the maximum extent practicable and where appropriate, policies and protocols for the discharge of persons from publicly funded institutions or systems of care (such as health care facilities, foster care or other youth facilities, or correction programs and institutions) in order to prevent such discharge from immediately resulting in homelessness for such persons. I further understand that state and local governments are primarily responsible for the care of these individuals, and that ESG funds are not to be used to assist such persons in place of state and local resources.

(13) HUD's standards for participation in a local Homeless Management Information System (HMIS) and the collection and reporting of client-level information.

I further certify that the submission of a completed and approved Consolidated Plan with its certifications, which act as the application for an Emergency Shelter Grant, is authorized under state and/or local law, and that the local government possesses legal authority to carry out grant activities in accordance with the applicable laws and regulations of the U. S. Department of Housing and Urban Development.

By: _____
Signature of Chief Executive Officer and Date

WILLIAM A. JOHNSON, JR.
Typed Name of Signatory

MAYOR
Title

HOPWA Certifications

The HOPWA grantee certifies that:

Activities -- Activities funded under the program will meet urgent needs that are not being met by available public and private sources.

Building -- Any building or structure assisted under that program shall be operated for the purpose specified in the plan:

1. For at least 10 years in the case of assistance involving new construction, substantial rehabilitation, or acquisition of a facility,

2. For at least 3 years in the case of assistance involving non-substantial rehabilitation or repair of a building or structure.

Signature/Authorized Official

5-6-05
Date

MAYOR
Title

APPENDIX TO CERTIFICATIONS

INSTRUCTIONS CONCERNING LOBBYING AND DRUG-FREE WORKPLACE REQUIREMENTS:

A. Lobbying Certification

This certification is a material representation of fact upon which reliance was placed when this transaction was made or entered into. Submission of this certification is a prerequisite for making or entering into this transaction imposed by section 1352, title 31, U.S. Code. Any person who fails to file the required certification shall be subject to a civil penalty of not less than $10,000 and not more than $100,000 for each such failure.

B. Drug-Free Workplace Certification

1. By signing and/or submitting this application or grant agreement, the grantee is providing the certification.

2. The certification is a material representation of fact upon which reliance is placed when the agency awards the grant. If it is later determined that the grantee knowingly rendered a false certification, or otherwise violates the requirements of the Drug-Free Workplace Act, HUD, in addition to any other remedies available to the Federal Government, may take action authorized under the Drug-Free Workplace Act.

3. Workplaces under grants, for grantees other than individuals, need not be identified on the certification. If known, they may be identified in the grant application. If the grantee does not identify the workplaces at the time of application, or upon award, if there is no application, the grantee must keep the identity of the workplace(s) on file in its office and make the information available for Federal inspection. Failure to identify all known workplaces constitutes a violation of the grantee's drug-free workplace requirements.

4. Workplace identifications must include the actual address of buildings (or parts of buildings) or other sites where work under the grant takes place. Categorical descriptions may be used (e.g., all vehicles of a mass transit authority or State highway department while in operation, State employees in each local unemployment office, performers in concert halls or radio stations).

5. If the workplace identified to the agency changes during the performance of the grant, the grantee shall inform the agency of the change(s), if it previously identified the workplaces in question (see paragraph three).

6. The grantee may insert in the space provided below the site(s) for the performance of work done in connection with the specific grant:

Place of Performance (Street address, city, county, state, zip code)

30 CHURCH STREET, ROOM 125B ROCHESTER, NEW YORK 14614

Check ___ if there are workplaces on file that are not identified here.

The certification with regard to the drug-free workplace is required by 24 CFR part 21.

7. Definitions of terms in the Nonprocurement Suspension and Debarment common rule and Drug-Free Workplace common rule apply to this certification. Grantees' attention is called, in particular, to the following definitions from these rules:

"Controlled substance" means a controlled substance in Schedules I through V of the Controlled Substances Act (21 U.S.C. 812) and as further defined by regulation (21 CFR 1308.11 through 1308.15);

"Conviction" means a finding of guilt (including a plea of nolo contendere) or imposition of sentence, or both, by any judicial body charged with the responsibility to determine violations of the Federal or State criminal drug statutes;

"Criminal drug statute" means a Federal or non-Federal criminal statute involving the manufacture, distribution, dispensing, use, or possession of any controlled substance;

"Employee" means the employee of a grantee directly engaged in the performance of work under a grant, including: (i) All "direct charge" employees; (ii) all "indirect charge" employees unless their impact or involvement is insignificant to the performance of the grant; and (iii) temporary personnel and consultants who are directly engaged in the performance of work under the grant and who are on the grantee's payroll. This definition does not include workers not on the payroll of the grantee (e.g., volunteers, even if used to meet a matching requirement; consultants or independent contractors not on the grantee's payroll; or employees of subrecipients or subcontractors in covered workplaces).

APPENDIX J
CITIZEN COMMENTS

NO CITIZEN COMMENTS